


|  |       |       |
|--|-------|-------|
| ALASKA LEGISLATURE COMMITTEE FILES 2007-2008 | HURLS | 12295 |
|--|-------|-------|




# RECORDS CERTIFICATION



I, the undersigned, an employee of the State of Alaska, do hereby certify that the microfilm images on this microform are accurate reproductions of the original records of the State of Alaska as accumulated during the regular course of business, and that it is the established policy and practice of this State to microfilm its records and to dispose of the original documents after microfilm reproductions have been made.

  
\_\_\_\_\_  
Signature of Camera Operator

  
\_\_\_\_\_  
Date

**LIST  
OF  
FILES**

2007-2008  
HOUSE RULES COMMITTEE  
LIST OF FILES (PAGE 1)

MICROFICHE #

BILLS/SUBJECTS DISCUSSED

HB 118

HB 147

HB 207

HB 281

HB 297

HB 305

HB 3001 (FILE 1)

HB 3001 (FILE 2)

HB 3001 (FILE 3)

HB 3001/SB 3001 6/3-7/28/08 LIST OF SPECIAL  
SESSION DOCUMENTS

HB 3001/SB 3001 6/4/08 SPECIAL SESSION  
DOCUMENTS

HB 3001/SB 3001 6/5/08 SPECIAL SESSION  
DOCUMENTS

HB 3001/SB 3001 6/6/08 SPECIAL SESSION  
DOCUMENTS

HB 3001/SB 3001 6/7/08 SPECIAL SESSION  
DOCUMENTS

HB 3001/SB 3001 6/8/08 SPECIAL SESSION  
DOCUMENTS

HB 3001/SB 3001 6/9/08 SPECIAL SESSION  
DOCUMENTS

HB 3001/SB 3001 6/10/08 SPECIAL SESSION  
DOCUMENTS

HB 3001/SB 3001 6/12/08 SPECIAL SESSION  
DOCUMENTS

2007-2008  
HOUSE RULES COMMITTEE  
LIST OF FILES (PAGE 2)

MICROFICHE #

HB 3001/SB 3001 6/13/08 SPECIAL SESSION  
DOCUMENTS

HB 3001/SB 3001 6/14/08 SPECIAL SESSION  
DOCUMENTS

HB 3001/SB 3001 6/16/08 SPECIAL SESSION  
DOCUMENTS

HB 3001/SB 3001 6/17/08 SPECIAL SESSION  
DOCUMENTS

HB 3001/SB 3001 6/18/08 SPECIAL SESSION  
DOCUMENTS

HB 3001/SB 3001 6/19/08 SPECIAL SESSION  
DOCUMENTS

HB 3001/SB 3001 6/20/08 SPECIAL SESSION  
DOCUMENTS

HB 3001/SB 3001 6/24, 6/26, 7/1 AND 7/8/08  
SPECIAL SESSION DOCUMENTS

HB 3001/SB 3001 7/9/08 SPECIAL SESSION  
DOCUMENTS

HB 3001/SB 3001 7/10/08 SPECIAL SESSION  
DOCUMENTS

HB 3001/SB 3001 7/13/08 SPECIAL SESSION  
DOCUMENTS

HB 3001/SB 3001 7/14/08 SPECIAL SESSION  
DOCUMENTS

HB 3001/SB 3001 7/22/08 SPECIAL SESSION  
DOCUMENTS

HB 3001/SB 3001 7/28/08 SPECIAL SESSION  
DOCUMENTS

HB 4001

HJR 4

HJR 14

2007-2008  
HOUSE RULES COMMITTEE  
LIST OF FILES (PAGE 3)

MICROFICHE #

HJR 41

SB 306

SB 4002

BILLS NOT DISCUSSED - INCLUDES THOSE THAT GOT CALENDARED AS WELL AS THOSE THAT DIED IN COMMITTEE (FILES NOT MICROFICED; ORIGINALS AVAILABLE IN ARCHIVES. MATERIAL IN FILES LARGELY DUPLICATES FROM PRIOR COMMITTEES)

HB 2

HB 7

HB 8

HB 13

HB 14

HB 15

HB 18

HB 19

HB 21

HB 22

HB 25

HB 26

HB 29

HB 34

HB 35

HB 37

HB 44

2007-2008  
HOUSE RULES COMMITTEE  
LIST OF FILES (PAGE 4)

MICROFICHE #

HB 45  
HB 48  
HB 50  
HB 51  
HB 65  
HB 67  
HB 69  
HB 75  
HB 76  
HB 88  
HB 90  
HB 92  
HB 95  
HB 96  
HB 101  
HB 102  
HB 106  
HB 108  
HB 111  
HB 113  
HB 117  
HB 120  
HB 125  
HB 126

2007-2008  
HOUSE RULES COMMITTEE  
LIST OF FILES (PAGE 5)

MICROFICHE #

---

HB 132  
HB 133  
HB 136  
HB 137  
HB 149  
HB 151  
HB 152  
HB 155  
HB 159  
HB 162  
HB 163  
HB 165  
HB 166  
HB 170  
HB 171  
HB 175  
HB 176  
HB 177  
HB 182  
HB 184  
HB 185  
HB 186  
HB 192  
HB 193

2007-2008  
HOUSE RULES COMMITTEE  
LIST OF FILES (PAGE 6)

MICROFICHE #

HB 197  
HB 200  
HB 205  
HB 209  
HB 210  
HB 213  
HB 215  
HB 217  
HB 220  
HB 226  
HB 228  
HB 229  
HB 233  
HB 236  
HB 238  
HB 244  
HB 252  
HB 256  
HB 257  
HB 260  
HB 267  
HB 268  
HB 273  
HB 284

2007-2008  
HOUSE RULES COMMITTEE  
LIST OF FILES (PAGE 7)

MICROFICHE #

HB 285  
HB 286  
HB 289  
HB 294  
HB 295  
HB 296  
HB 301  
HB 307  
HB 310  
HB 312  
HB 314  
HB 315  
HB 317  
HB 319  
HB 320  
HB 321  
HB 325  
HB 326  
HB 330  
HB 331  
HB 332  
HB 333  
HB 334  
HB 336

2007-2008  
HOUSE RULES COMMITTEE  
LIST OF FILES (PAGE 8)

MICROFICHE #

HB 338  
HB 344  
HB 351  
HB 354  
HB 356  
HB 357  
HB 359  
HB 364  
HB 366  
HB 368  
HB 370  
HB 373  
HB 379  
HB 383  
HB 400  
HB 406  
HB 413  
HB 414  
HB 417  
HB 419  
HCR 3  
HCR 5  
HCR 6  
HCR 8

2007-2008  
HOUSE RULES COMMITTEE  
LIST OF FILES (PAGE 9)

MICROFICHE #

HCR 13  
HCR 21  
HJR 2  
HJR 8  
HJR 11  
HJR 12  
HJR 15  
HJR 16  
HJR 17  
HJR 18  
HJR 19  
HJR 20  
HJR 21  
HJR 22  
HJR 23  
HJR 24  
HJR 25  
HJR 28  
HJR 29  
HJR 31  
HJR 32  
HJR 34  
HJR 37  
HJR 38

2007-2008  
HOUSE RULES COMMITTEE  
LIST OF FILES (PAGE 10)

MICROFICHE #

HJR 40  
HR 6  
HR 7  
SB 8  
SB 27  
SB 45  
SB 46  
SB 49  
SB 53  
SB 57  
SB 59  
SB 61  
SB 69  
SB 72  
SB 76  
SB 82  
SB 84  
SB 85  
SB 93  
SB 97  
SB 100  
SB 101  
SB 103  
SB 105

2007-2008  
HOUSE RULES COMMITTEE  
LIST OF FILES (PAGE 11)

MICROFICHE #

SB 111  
SB 116  
SB 119  
SB 120  
SB 121  
SB 123  
SB 125  
SB 128  
SB 130  
SB 131  
SB 139  
SB 141  
SB 145  
SB 149  
SB 158  
SB 164  
SB 170  
SB 171  
SB 185  
SB 196  
SB 202  
SB 209  
SB 211  
SB 214

2007-2008  
HOUSE RULES COMMITTEE  
LIST OF FILES (PAGE 12)

MICROFICHE #

SB 216  
SB 229  
SB 230  
SB 241  
SB 243  
SB 249  
SB 253  
SB 254  
SB 255  
S<sup>-</sup> 259  
SB 260  
SB 263  
SB 265  
SB 285  
SB 289  
SB 303  
SB 305  
SCR 2  
SCR 4  
SCR 13  
SCR 14  
SCR 15  
SCR 17  
SCR 18

2007-2008  
HOUSE RULES COMMITTEE  
LIST OF FILES (PAGE 13)

MICROFICHE #

SJR 1

SJR 3

SJR 6

SJR 11

SJR 12

SJR 17

**HB**

**118**

# **REPRESENTATIVE KEVIN MEYER**

---

HOUSE DISTRICT 30

## **MEMORANDUM**

**DATE:** March 20, 2007

**TO:** Representative John Coghill, Chairman  
House Rules Committee

**FROM:** Representative Kevin Meyer

**RE:** Hearing Request for House Bill 118 *Allowing Minor's to Have Alcohol*

---

Please schedule HB 118 *Allowing Minor's to Have Alcohol* for a hearing in the House Rules Committee at your earliest convenience.

HB 118 makes it a non-criminal violation to permit minors to possess alcohol in a dwelling over which a person exercises dominion or control.

Included in this packet:

- HB 118 *Allowing Minors to Have Alcohol* v. LS-0390\C
- Sponsor Statement
- USA Today: *Laws Crash Underage Parties*
- Marin Institute: What's Hot – Adults and Underage Drinking
- Current Status of Underage Drinking in Alaska Power Point
- Underage Drinking in Alaska Needs Assessment



# REPRESENTATIVE KEVIN MEYER

---

HOUSE DISTRICT 30

## Sponsor Statement House Bill 118

*"An Act relating to underage possession of alcoholic beverages in a dwelling."*

While it is against the law in Alaska to rent a hotel room for the purposes of providing alcohol to underage persons (AS 04.16.055) there is no provision in statute that makes it illegal to allow underage drinking in a home. This appears to be a significant oversight in statute since a home is the most commonly cited place underage people consume alcohol.

House Bill 118 closes this gap in statute by making it a non-criminal violation to permit underage persons to possess alcohol in your home. A parent allowing their own child to possess alcohol is not subject to the violation because they are allowed to provide alcohol to their children under AS 04.16.05. Under HB 118 however, a person throwing a party where an underage person possess alcohol (even if they were not responsible for providing the alcohol) would face a \$500 fine.

Alcohol is the drug of choice for young people in Alaska and has very serious impacts on our families, our institutions and our society. HB 118 closes a significant gap in our statutes and gives law enforcement an important tool to deter people from providing a venue for underage drinking.

(Updated 2/6/07)

# FISCAL NOTE

**STATE OF ALASKA**  
**2007 LEGISLATIVE SESSION**

Fiscal Note Number: 1  
 Bill Version: HB 118  
 (H) Publish Date: 2/22/07

Revision Date/Time (Note if correction): \_\_\_\_\_ Dept. Affected: Corrections  
 Title "An act relating to underage possession of RDU Administration and Operations  
alcoholic beverages in a dwelling." Component Office of the Commissioner  
 Sponsor Representative Meyer, Wilson  
 Requester Labor & Commerce Component No. 694

**Expenditures/Revenues** (Thousands of Dollars)

Note: Amounts do not include inflation unless otherwise noted below.

| OPERATING EXPENDITURES | FY 2008    | FY 2009    | FY 2010    | FY 2011    | FY 2012    | FY 2013    |
|------------------------|------------|------------|------------|------------|------------|------------|
| Personal Services      | 0.0        | 0.0        | 0.0        | 0.0        | 0.0        | 0.0        |
| Travel                 | 0.0        | 0.0        | 0.0        | 0.0        | 0.0        | 0.0        |
| Contractual            | 0.0        | 0.0        | 0.0        | 0.0        | 0.0        | 0.0        |
| Supplies               | 0.0        | 0.0        | 0.0        | 0.0        | 0.0        | 0.0        |
| Equipment              | 0.0        | 0.0        | 0.0        | 0.0        | 0.0        | 0.0        |
| Land & Structures      | 0.0        | 0.0        | 0.0        | 0.0        | 0.0        | 0.0        |
| Grants & Claims        | 0.0        | 0.0        | 0.0        | 0.0        | 0.0        | 0.0        |
| Miscellaneous          | 0.0        | 0.0        | 0.0        | 0.0        | 0.0        | 0.0        |
| <b>TOTAL OPERATING</b> | <b>0.0</b> | <b>0.0</b> | <b>0.0</b> | <b>0.0</b> | <b>0.0</b> | <b>0.0</b> |

|                             |  |  |  |  |  |  |
|-----------------------------|--|--|--|--|--|--|
| <b>CAPITAL EXPENDITURES</b> |  |  |  |  |  |  |
|-----------------------------|--|--|--|--|--|--|

|                               |  |  |  |  |  |  |
|-------------------------------|--|--|--|--|--|--|
| <b>CHANGE IN REVENUES ( )</b> |  |  |  |  |  |  |
|-------------------------------|--|--|--|--|--|--|

**FUND SOURCE** (Thousands of Dollars)

|   |            |            |            |            |            |            |
|---|------------|------------|------------|------------|------------|------------|
| 1002 Federal Receipts                   | 0.0        | 0.0        | 0.0        | 0.0        | 0.0        | 0.0        |
| 1003 GF Match                           | 0.0        | 0.0        | 0.0        | 0.0        | 0.0        | 0.0        |
| 1004 GF                                 | 0.0        | 0.0        | 0.0        | 0.0        | 0.0        | 0.0        |
| 1005 GF/Program Receipts                | 0.0        | 0.0        | 0.0        | 0.0        | 0.0        | 0.0        |
| 1037 GF/Mental Health                   | 0.0        | 0.0        | 0.0        | 0.0        | 0.0        | 0.0        |
| Other (Specify Type--Do not abbreviate) | 0.0        | 0.0        | 0.0        | 0.0        | 0.0        | 0.0        |
| <b>TOTAL</b>                            | <b>0.0</b> | <b>0.0</b> | <b>0.0</b> | <b>0.0</b> | <b>0.0</b> | <b>0.0</b> |

Estimate of any current year (FY2007) cost: 0.0  
 Mark this box (X) if funding for this bill is included in the Governor's FY 2008 budget proposal:

**POSITIONS**

|           |   |   |   |   |   |   |
|-----------|---|---|---|---|---|---|
| Full-time | 0 | 0 | 0 | 0 | 0 | 0 |
| Part-time | 0 | 0 | 0 | 0 | 0 | 0 |
| Temporary | 0 | 0 | 0 | 0 | 0 | 0 |

**ANALYSIS:** (Attach a separate page if necessary)

Passage of this legislation should have no fiscal impact on the Department of Corrections.

Prepared by: Sharleen Griffin, Director  
 Division: Administrative Services  
 Approved by: Dwyane Peeples, Deputy Commissioner  
 Agency: Department of Corrections

Phone: (907) 465-3339  
 Date/Time: 2/15/07 8:20 AM  
 Date: 2/15/2007

# FISCAL NOTE

**STATE OF ALASKA**  
**2007 LEGISLATIVE SESSION**

Fiscal Note Number: 2  
 Bill Version: HB 118  
 (H) Publish Date: 2/22/07

Revision Date/Time (Note if correction): \_\_\_\_\_ Dept. Affected: Law  
 Title An Act relating to underage possession of RDU Criminal  
alcoholic beverages in a dwelling. Component Criminal Justice Litigation  
 Sponsor Representative Meyer  
 Requester House Labor & Commerce Component No. \_\_\_\_\_

**Expenditures/Revenues** (Thousands of Dollars)

Note: Amounts do not include inflation unless otherwise noted below.

| OPERATING EXPENDITURES | FY 2008    | FY 2009    | FY 2010    | FY 2011    | FY 2012    | FY 2013    |
|------------------------|------------|------------|------------|------------|------------|------------|
| Personal Services      |            |            |            |            |            |            |
| Travel                 |            |            |            |            |            |            |
| Contractual            |            |            |            |            |            |            |
| Supplies               |            |            |            |            |            |            |
| Equipment              |            |            |            |            |            |            |
| Land & Structures      |            |            |            |            |            |            |
| Grants & Claims        |            |            |            |            |            |            |
| Miscellaneous          |            |            |            |            |            |            |
| <b>TOTAL OPERATING</b> | <b>0.0</b> | <b>0.0</b> | <b>0.0</b> | <b>0.0</b> | <b>0.0</b> | <b>0.0</b> |

|                             |  |  |  |  |  |  |
|-----------------------------|--|--|--|--|--|--|
| <b>CAPITAL EXPENDITURES</b> |  |  |  |  |  |  |
|-----------------------------|--|--|--|--|--|--|

|                               |  |  |  |  |  |  |
|-------------------------------|--|--|--|--|--|--|
| <b>CHANGE IN REVENUES ( )</b> |  |  |  |  |  |  |
|-------------------------------|--|--|--|--|--|--|

**FUND SOURCE** (Thousands of Dollars)

|   |            |            |            |            |            |            |
|---|------------|------------|------------|------------|------------|------------|
| 1002 Federal Receipts                   |            |            |            |            |            |            |
| 1003 GF Match                           |            |            |            |            |            |            |
| 1004 GF                                 |            |            |            |            |            |            |
| 1005 GF/Program Receipts                |            |            |            |            |            |            |
| 1037 GF/Mental Health                   |            |            |            |            |            |            |
| Other (Specify Type--Do not abbreviate) |            |            |            |            |            |            |
| <b>TOTAL</b>                            | <b>0.0</b> | <b>0.0</b> | <b>0.0</b> | <b>0.0</b> | <b>0.0</b> | <b>0.0</b> |

Estimate of any current year (FY2007) cost: 0.0

Mark this box (X) if funding for this bill is included in the Governor's FY 2008 budget proposal:

**POSITIONS**

|           |  |  |  |  |  |  |
|-----------|--|--|--|--|--|--|
| Full-time |  |  |  |  |  |  |
| Part-time |  |  |  |  |  |  |
| Temporary |  |  |  |  |  |  |

**ANALYSIS:** (Attach a separate page if necessary)

The bill would prohibit a person who possesses or exercises dominion and control over a dwelling from recklessly permitting a person under 21 years of age to possess an alcoholic beverage in the dwelling. The department does not anticipate any significant fiscal impact.

Prepared by: Robert Meiners, Acting Director  
 Division: Administrative Services Division  
 Approved by: Robert Meiners for Talis Colberg, Attorney General  
 Agency: Department of Law

Phone 465-5427  
 Date/Time 2/13/07 11:01 AM  
 Date 2/13/2007

# FISCAL NOTE

**STATE OF ALASKA**  
**2007 LEGISLATIVE SESSION**

Fiscal Note Number: 3  
 Bill Version: HB 118  
 (H) Publish Date: 2/22/07

Revision Date/Time : \_\_\_\_\_ Dept. Affected: Public Safety  
 Title An act relating to underage possession of alcohol RDU Alaska State Troopers  
 Component AST Detachments  
 Sponsor Representative Meyer  
 Requester House Labor & Commerce Committee Component No. 2325

**Expenditures/Revenues** (Thousands of Dollars)

Note: Amounts do not include inflation unless otherwise noted below.

| OPERATING EXPENDITURES | FY 2008    | FY 2009    | FY 2010    | FY 2011    | FY 2012    | FY 2013    |
|------------------------|------------|------------|------------|------------|------------|------------|
| Personal Services      |            |            |            |            |            |            |
| Travel                 |            |            |            |            |            |            |
| Contractual            |            |            |            |            |            |            |
| Supplies               |            |            |            |            |            |            |
| Equipment              |            |            |            |            |            |            |
| Land & Structures      |            |            |            |            |            |            |
| Grants & Claims        |            |            |            |            |            |            |
| Miscellaneous          |            |            |            |            |            |            |
| <b>TOTAL OPERATING</b> | <b>0.0</b> | <b>0.0</b> | <b>0.0</b> | <b>0.0</b> | <b>0.0</b> | <b>0.0</b> |

|                             |  |  |  |  |  |  |
|-----------------------------|--|--|--|--|--|--|
| <b>CAPITAL EXPENDITURES</b> |  |  |  |  |  |  |
|-----------------------------|--|--|--|--|--|--|

|                               |  |  |  |  |  |  |
|-------------------------------|--|--|--|--|--|--|
| <b>CHANGE IN REVENUES ( )</b> |  |  |  |  |  |  |
|-------------------------------|--|--|--|--|--|--|

**FUND SOURCE** (Thousands of Dollars)

|   |            |            |            |            |            |            |
|---|------------|------------|------------|------------|------------|------------|
| 1002 Federal Receipts                   |            |            |            |            |            |            |
| 1003 GF Match                           |            |            |            |            |            |            |
| 1004 GF                                 |            |            |            |            |            |            |
| 1005 GF/Program Receipts                |            |            |            |            |            |            |
| 1037 GF/Mental Health                   |            |            |            |            |            |            |
| Other (Specify Type--Do not abbreviate) |            |            |            |            |            |            |
| <b>TOTAL</b>                            | <b>0.0</b> | <b>0.0</b> | <b>0.0</b> | <b>0.0</b> | <b>0.0</b> | <b>0.0</b> |

Estimate of any current year (FY2007) cost: 0.0  
 Mark this box (X) if funding for this bill is included in the Governor's FY 2008 budget proposal:

**POSITIONS**

|           |  |  |  |  |  |  |
|-----------|--|--|--|--|--|--|
| Full-time |  |  |  |  |  |  |
| Part-time |  |  |  |  |  |  |
| Temporary |  |  |  |  |  |  |

**ANALYSIS:** *(Attach a separate page if necessary)*  
 This bill is an act relating to underage possession of alcoholic beverages in a dwelling.  
  
 Passage of this legislation will have no fiscal impact on the Department of Public Safety.

Prepared by: Lt. Rodney Dial Phone 907-247-4480  
 Division Division of Alaska State Troopers Date/Time 2/9/07 1600  
 Approved by: Commissioner Walt Monegan Date 2/14/2007  
 Agency Department of Public Safety





AMENDMENT

OFFERED IN THE HOUSE

BY REPRESENTATIVE COGHILL

TO: HB 118

- 1 Page 1, line 5:
- 2 Delete "possesses or exercises"
- 3 Insert "is physically in possession and exercising"



Powered by Clickability

## Laws crash underage drinking parties

Posted 1/4/2007 11:12 PM ET  
By John Ritter, USA TODAY

OJAI, Calif. — Tony Barrett and his wife were enjoying a getaway weekend when police called to report they'd broken up an underage drinking party at the couple's home here. Their daughter Shannon, legally an adult but at 19 too young to drink, was cited for hosting the party and was fined \$1,000.

Barrett, who grew up in this art- and music-loving city of 8,000, wasn't happy with his daughter — "the house was trashed and stunk like beer and cigarettes for a week" — but was even angrier at Ojai's "social host" ordinance that gave police the authority to bust the party.

"She called three friends, and before an hour was up, 100 people were here," Barrett says. "I told the police she was a hostage, not a host. I'm still not paying the fine, because I didn't do anything."

Authorities here and in a growing number of cities and counties say their ability to enforce "social host" ordinances to curb such parties, held with or without parents' knowledge, is a key tactic in the battle against underage drinking and its potentially tragic consequences.

### **CRACK DOWN:** Adults penalized for teen drinking

"We don't want to send parents to jail," says Stacy Saetta, a lawyer with the Center for the Study of Law and Enforcement Policy in Felton, Calif. "We want to get parents to change their behavior when kids want to throw a party."

### **A catalyst for action**

Underage drinking costs the nation at least \$53 billion a year, mostly because of traffic deaths and violent crime, according to a 2003 report by the National Research Council's Institute of Medicine. The report, which urged communities to hold adults accountable for teen drinking parties, was a catalyst for many recent ordinances, Saetta says.

Ojai, the picturesque setting for Shangri-La in the 1937 Frank Capra film *Lost Horizon*, is one of seven cities in Ventura County that passed social host ordinances last year after the county did. In one three-month period in 2004, police in the Ojai Valley, an affluent enclave north of Los Angeles, responded to nearly 300 parties involving underage drinking, according to sheriff's statistics.

"We had overdose deaths. We had prescription-drug use after hazardous drinking. We had parties where gang members showed up and beat the hell out of people. Close to 70% of the sexual assaults on young women were coming out of home parties," says Dan Hicks, administrator of Ventura County Limits, an initiative to curb underage binge drinking.

"It was like the big elephant in the living room. People thought there was nothing we could do about it," he says.

Social host ordinances give police a tool beyond standard disturbing-the-peace laws. Typically these ordinances call for civil fines, thus avoiding the courts and the higher burden of proof required under criminal laws.

Ordinances give police discretion to target repeat offenders or the most egregious bashes. Most permit officers to cite a host if they identify a handful of underage drinkers among dozens of parties. Fines range from less than \$500 to \$2,500 and more. "The whole purpose is to make the community aware," says Sgt. Pat Ruby of the Ventura County sheriff's station here. "But this won't have an effect on a lot of people unless it hits them in the pocketbook."

Ojai's laid-back image may be part of the problem, Ruby says. "There's not a whole lot for kids to do up here, and a lot of them look at parties as a release," he says. Violent crime is relatively rare in Ojai. The city hasn't had a murder in years. Its gang problem is small enough that police know all the players.

Social host ordinances have been used 20 times around the county to shut down parties in the past year, Hicks says. Ten of those incidents were in Ojai, and Ruby was involved in seven of them.

There was the 19-year-old who got nailed twice while his parents were vacationing in Hawaii. Police responded the first time to a report of a fistfight. Cars lined both sides of a street. Maybe 75 people were milling around a yard, at least 80% of them underage. Beer was everywhere, Ruby says. The host was cited and fined.

A week before the 19-year-old's parents were to return, he hosted another party and was cited again. "You'd think he'd learn the first time. He didn't," Ruby says. "The parents weren't happy."

**Party trouble**

Another time, officers drove by a party of 25 or so people and found a young man with a severe gash in his leg from falling on a beer bottle. An investigation identified underage drinkers.

Once a father hosted a party — "he was well aware the kids were drinking," Ruby says — and police responding to a noise complaint found a young man lying in a driveway where his friends had left him. He had to have his stomach pumped, Ruby says.

A 49-year-old man hosted a small Halloween party for his daughter that got large and out of hand. He was reluctant to step in. "He didn't want to embarrass his daughter. It's a common thing," Capt. Bruce Norris says.

Though most underage drinking parties occur in the summer, there's a feeling among police, not yet backed up by data, that they've declined as word of these crackdowns spread. "So it seems to be working," Norris says.

On a recent Saturday night, Ruby patrolled the city and outlying areas, but the party scene was quiet.

The next night, New Year's Eve, officers in nearby Moorpark had bottles thrown at them as they dispersed 75 people at a party hosted by the mother of an 18-year-old. "She admitted providing alcohol to his friends, and she knew some of the minors were under 21," Capt. Jeff Matson says

He says her rationale is common among some parents: "If my son is going to drink, it's OK if I provide it at home."

Tony Barrett thinks the city's enforcement is excessive.

"This is all punitive, but they could turn it into a positive," Barrett says. "I told them you have a perfect chance to help these kids, because it's the same core group that go to all these parties. It fell on deaf ears."

**Find this article at:**

[http://www.usatoday.com/news/nation/2007-01-04-teen-drinking-inside\\_x.htm](http://www.usatoday.com/news/nation/2007-01-04-teen-drinking-inside_x.htm)

Check the box to include the list of links referenced in the article.

**Related Advertising Links**

What's this?

**Fight Song Ringtones**  
 Download ringtones to your phone. Get them complimentary now!  
[RingRingMobile.com](#)

**Free Fantasy Baseball at ESPN**  
 Create or join a totally free, full-featured Fantasy Baseball League  
[ESPN.com](#)

**NCAA Watches**  
 Officially licensed NCAA watches and clocks.  
[www.opamerica.com](#)

Place your ad here



## What's Hot - Adults and Underage Drinking

### The Party's Over: San Diego

*"Whenever a young person drinks, an adult is involved in some way," says Dana Stevens, Manager of the North Inland Community Prevention Program in Poway, California. "Whether it is a retailer, parent, older sibling, or friend, it is time we hold adults accountable for underage drinking. Underage drinking is an adult problem, as well as a youth problem."*



Cities in San Diego County are giving local law enforcement new tools to reduce youth access to alcohol. Poway and San Diego passed ordinances that make it illegal for adults to host parties on their property where three or more minors are present and any of the youth are drinking.

Oceanside and La Mesa are also considering "house party" ordinances that close a loophole in California law that meant it was easier to cite teens for possession than penalize the adults who provided the alcohol.

"Before the new ordinance," says Stevens, "criminal penalties required a witness to see the adult provide alcohol to the underage person. Police could only break up a party if it got too loud or if neighbors complained. Now, if police see somebody leaving a party either drinking or intoxicated, and that person appears to be underage, the cops can find out what's going on in the house. If it turns out to be an underage drinking party, the police can cite the parent or other adult at the home."

Penalties under Poway and San Diego's house party ordinances include fines up to \$1,000 and up to six months in jail. Adults are not responsible, under the new law, if they are away from home and teens hold a drinking party without their knowledge.

"When our ordinance came up for a vote in Poway," recalls Stevens, "not a single person spoke in opposition." But, she emphasizes, unanimous support for the measure did not materialize spontaneously. According to Stevens, adoption of the new law was the product of three years of grassroots work and consistent leadership from the San Diego Policy Panel on Youth Access to Alcohol.

The need to close the loophole on house parties emerged as the policy panel reduced or eliminated other sources young people had used to acquire alcohol. Before turning to social access, the panel implemented a series of decoy campaigns to identify retailers who were selling to minors or allowing "shoulder tap" purchases.

"We got better at what we were doing," says Stevens. "And we learned from the kids where they were getting alcohol and where they went to consume it." The panel participants also reviewed the reports filed by police when they cited youth for possession of alcohol. They learned that social access is a significant ingredient in underage drinking.

Some parents believe that hosting a drinking party for teens keeps them safe and "off the streets." A tragedy following one such house party helped to build community support for the ordinance. "A few years ago, some teens were drinking at a party hosted by parents,"

recalls Stevens. "The parents thought that they were being responsible because they took the kids' car keys. But then they went to bed, leaving the keys on the kitchen counter. The young people later drove to a store for cigarettes and got in an accident. One teen was killed, and the driver ended up in jail for several years."

Large family celebrations also allow youth access to alcohol. "The adults aren't worried about kids drinking because they are having a good time and it seems safe to them," says Stevens. "But they don't think about what can happen when the young people inevitably leave the party and either drive or go elsewhere unsupervised."

Not all of the adults hosting underage drinking parties are parents. The new law will also help curb underage drinking in and around college campuses where young teens often attend parties hosted by young adults who provide the alcohol.

Advocates of the house party ordinances are happy to have another tool for reducing underage drinking. They are also encouraged to see evidence that the policymakers who passed the new laws recognize that underage drinking is an adult problem.

"If adults face criminal charges," says San Diego Police Detective Larry Darwent, who chairs the Law Enforcement Task Force on Underage Drinking, "they'll think twice before hosting underage drinking parties."

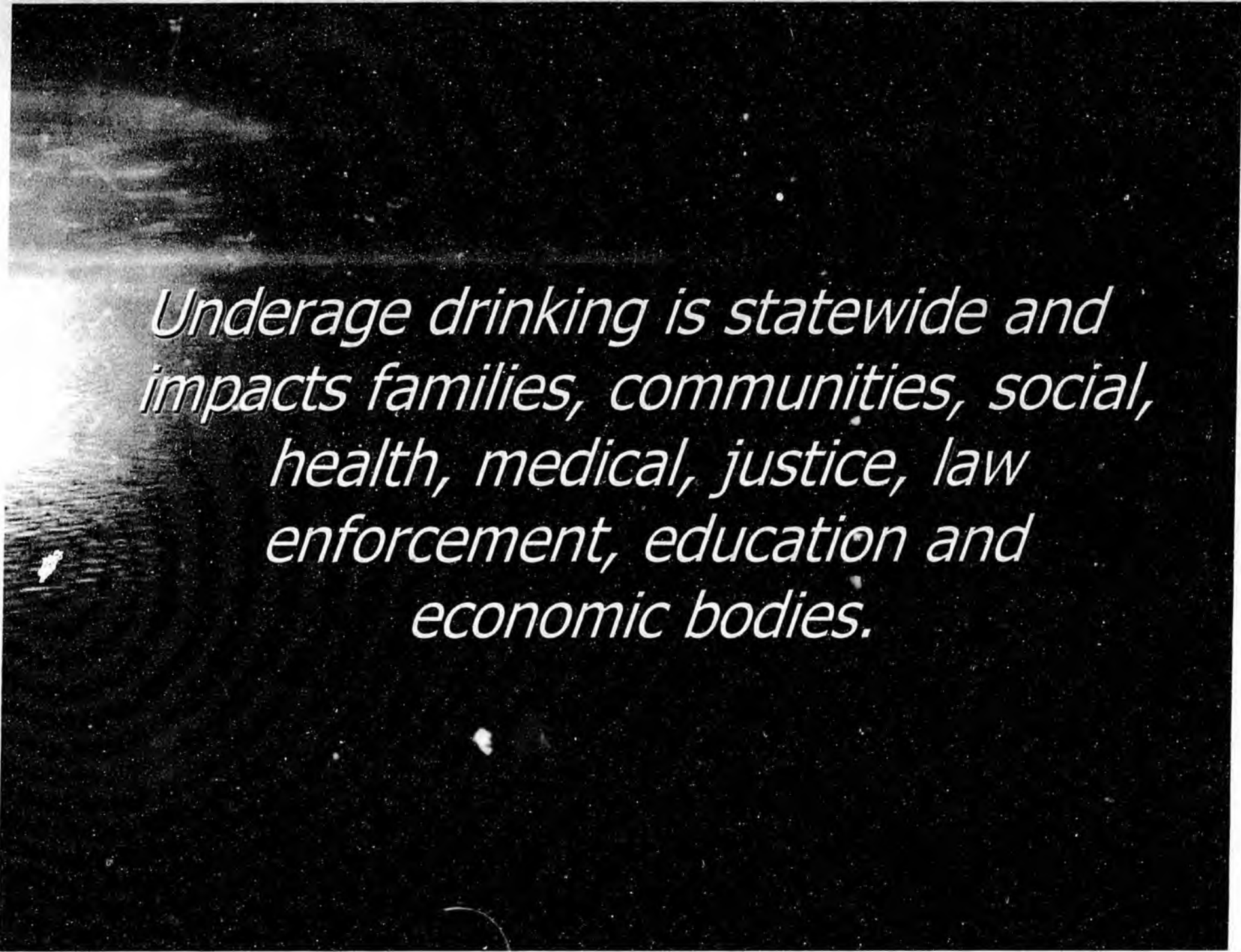
**More information**



# Current Status of Underage Drinking in Alaska

From the Perspective of Alaska  
Youth

REPORT TO AFN/FAI ELDERS AND YOUTH 2005



*Underage drinking is statewide and impacts families, communities, social, health, medical, justice, law enforcement, education and economic bodies.*

# Purpose

- Previous studies show the percentage of underage drinking throughout all Alaska; however this is the only survey which reveals the perception of the severity of underage drinking in rural Alaska from the perspective of Alaska youth.

# Results

- Demographics
- Survey Location
- Access to Alcohol
- Why, when and where youth drink
- Perception of Underage Drinking Problem

# Results

- Who is drinking and what are the consequences
- Problems Caused by Underage Drinking
- What Works: Youth Perspective
- Youth Perspective on Prevention and Interventions

# Results

- Cultural Activities as Protective Factors
- Who to Ask for Help
- Conclusions

# Demographics

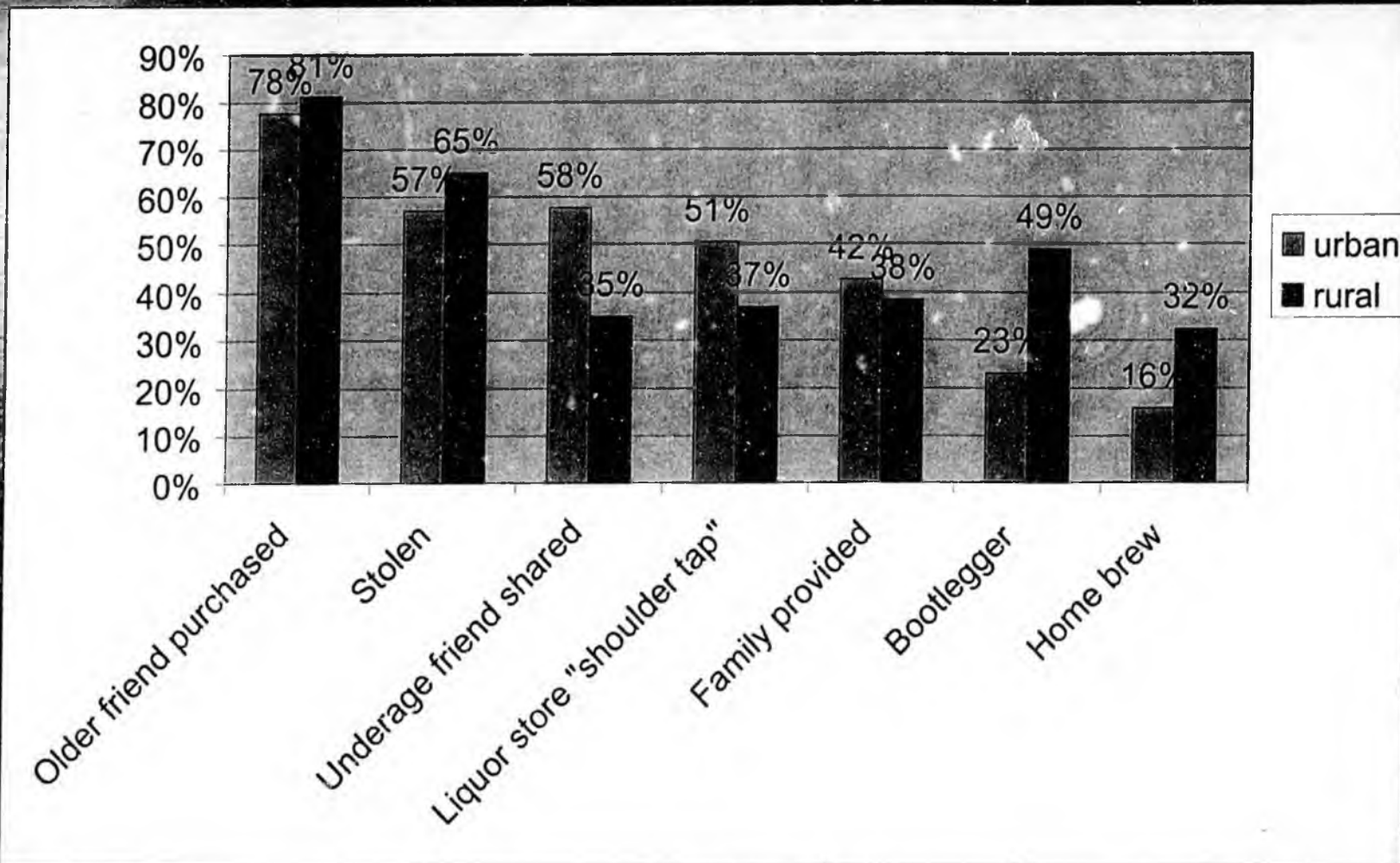
| Participants: Urban/Rural and Cultural Groups | Number | Percent of total |
|---|--------|------------------|
| Athabascan                                    | 74     | 15%              |
| Yupik   | 112    | 23%              |
| Inupiat                                       | 73     | 15%              |
| Aleut   | 87     | 18%              |
| Haida   | 7      | 1.5%             |
| Cu'pik  | 7      | 1.5%             |
| Tlingit                                       | 15     | 3%               |
| Tsimpshian                                    | 3      | .5%              |
| Eskimo  | 115    | 23.5%            |

# Survey Location and Gender

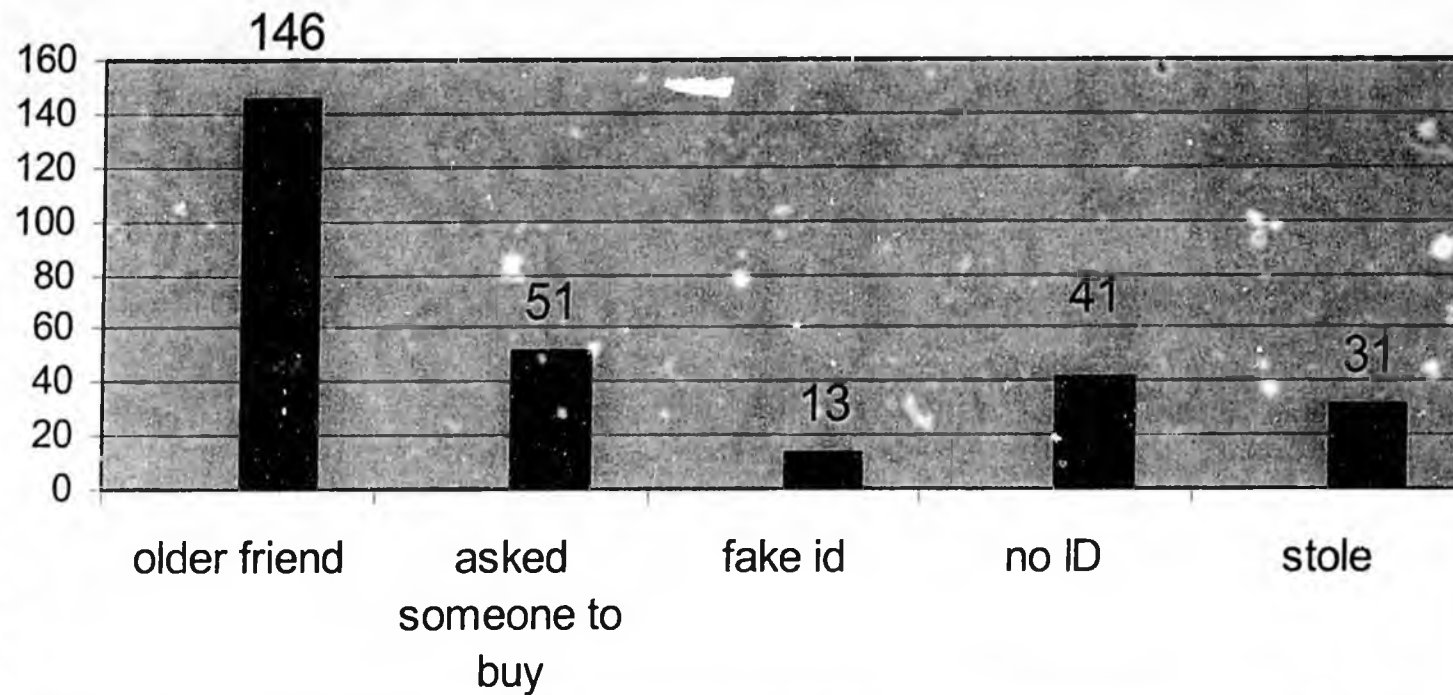
| Male | Female |
|------|--------|
| 259  | 311    |

| UAA | McLaughlin | AFN |
|-----|------------|-----|
| 93  | 112        | 365 |

# Access to Alcohol



### Access to Alcohol in Anchorage




91% of UAA students report having an older friend provide alcohol.

# Why youth drink

*"Alcohol costs a lot, and so if money is spent on it then they are really broke, and that makes them want to drink more."*

Why do Teens Drink?



# When youth drink

- Summer is best because then you can drink outside and not get caught.
- It is easier to drink in the summer because you don't worry about being at school the next day. You won't get in trouble.
- Having a hangover at school is really bad.
- More likely to get caught if they were drinking on school days. The school personnel would catch them.

## When Youth Drink, Cont'd.

- If they had a job then they wouldn't be out drinking so much they would worry about being there the next day.
- If you drink during school teachers might catch on, some parents don't care because they drink too.
- Parents don't know how to confront their children and tell them to quit – not putting consequences on them. Getting caught and facing consequences is more likely to happen at school

# Where youth drink


- Most common places to drink:
  - at a friend's house,
  - an older friend's house,
  - or one where there either isn't supervision or no adults are at home.

# Where Youth Drink, Cont'd.

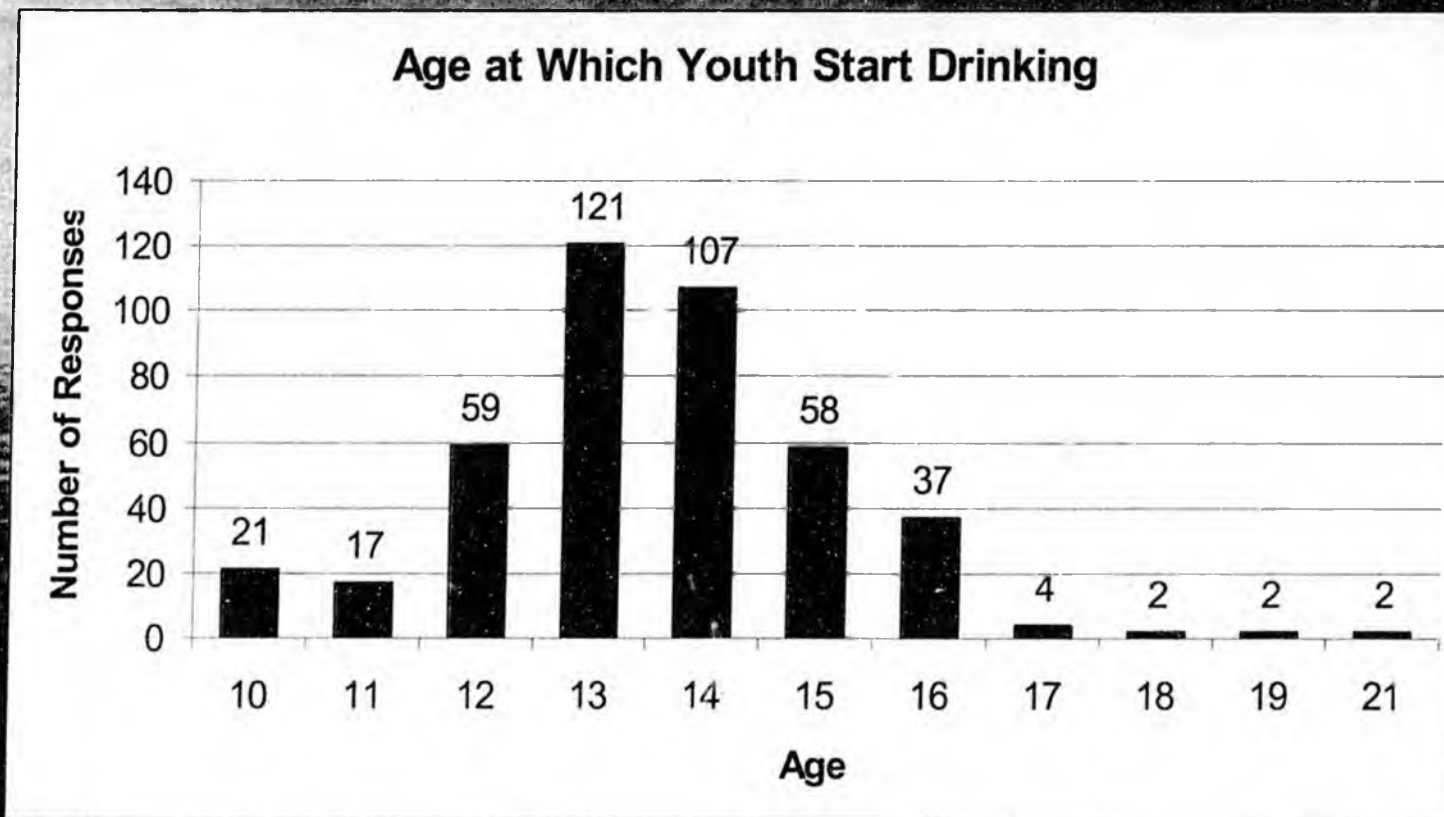
- Isolated places:
  - the beach,
  - the woods,
  - the park,
  - abandoned houses and buildings, other assorted hiding places
- **Anywhere alcoholics are,**
- **Anywhere older people aren't.**

# Perception of the Underage Drinking Problem

Severity of Under-Age Drinking Problem as Perceived by All Youth



# When do Youth Start Drinking



# College Students

- 89% report having had alcohol
- Age of first drink reported 15-18
- 72% report binge drinking
- 30% have thought about quitting

How often do you drink alcohol?

|                     | Percent |
|---------------------|---------|
| Daily               | 4       |
| Once a week         | 24      |
| Once a month        | 25      |
| once a month        | 34      |
| Don't drink anymore | 14      |

# What are the Consequences

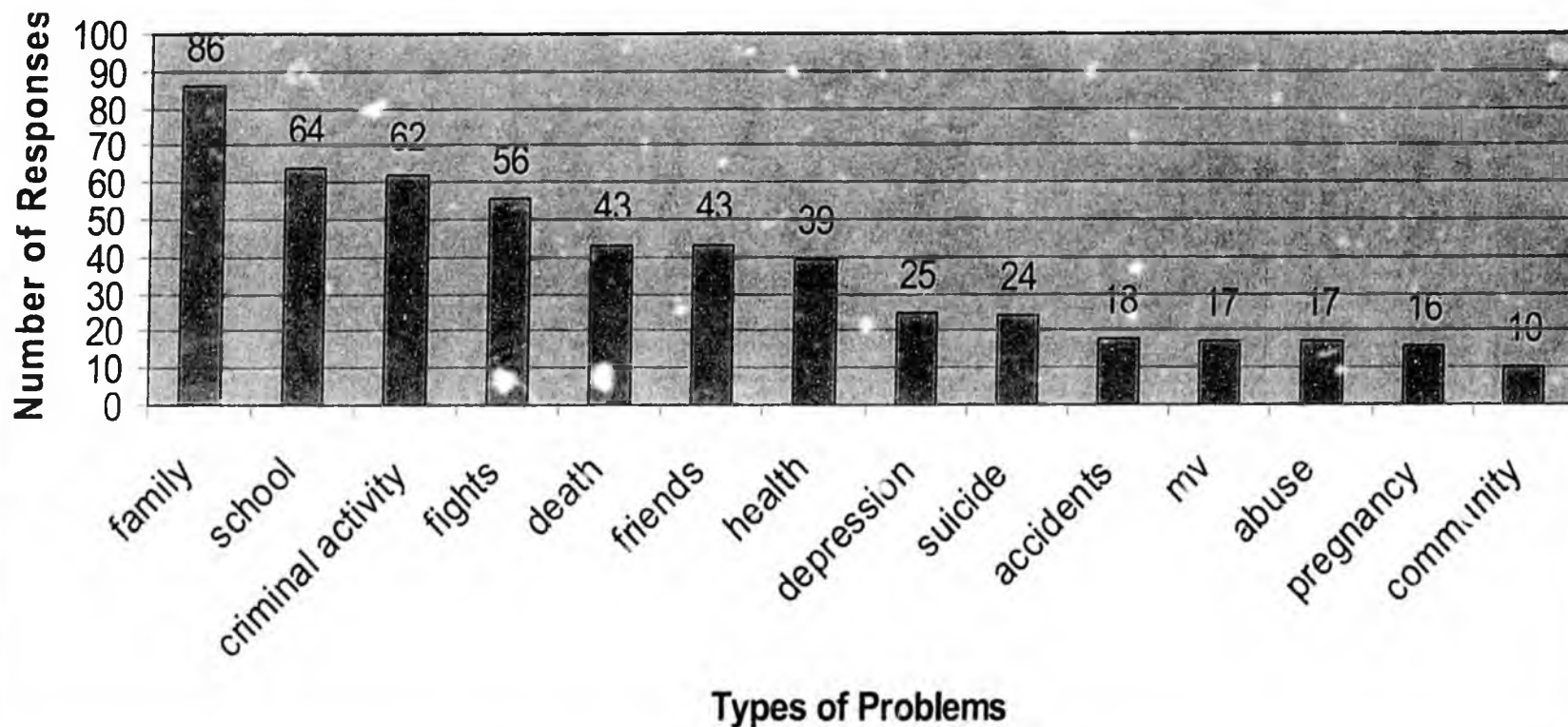
- Getting Grounded
- Yelling
- Eliminating contact with Friends

- Absent from School
- Doing poorly in School
- Arrested

- MCA
- Kicked off Campus
- DWI


# Problems Caused by Underage Drinking

## Youth Perception of Problems Caused by Underaged Drinking




# Drunk Driving

Risky Behavior



# What Works: Youth Perspective

What Will Help Prevent/Reduce Under-Age Drinking

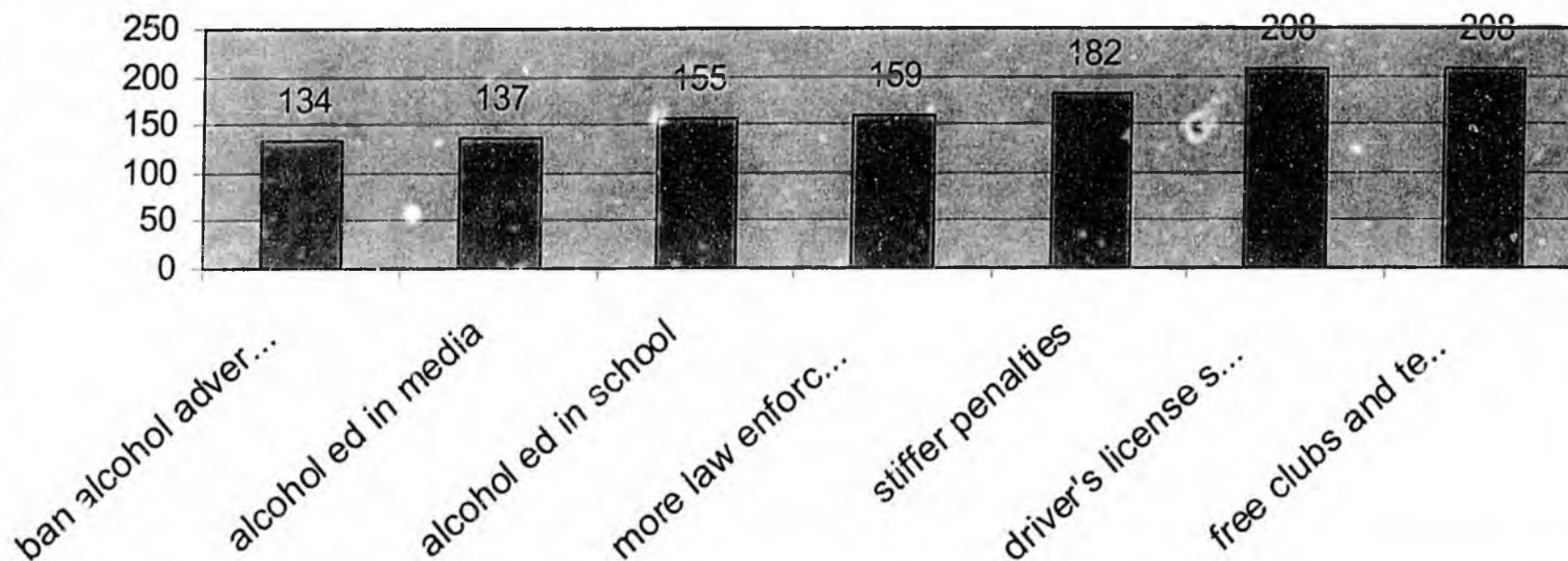


UAA Students Top 3 answers were tied

- Spend More Time with Families
- More Community Activities
- Parents/Families Who Don't Drink

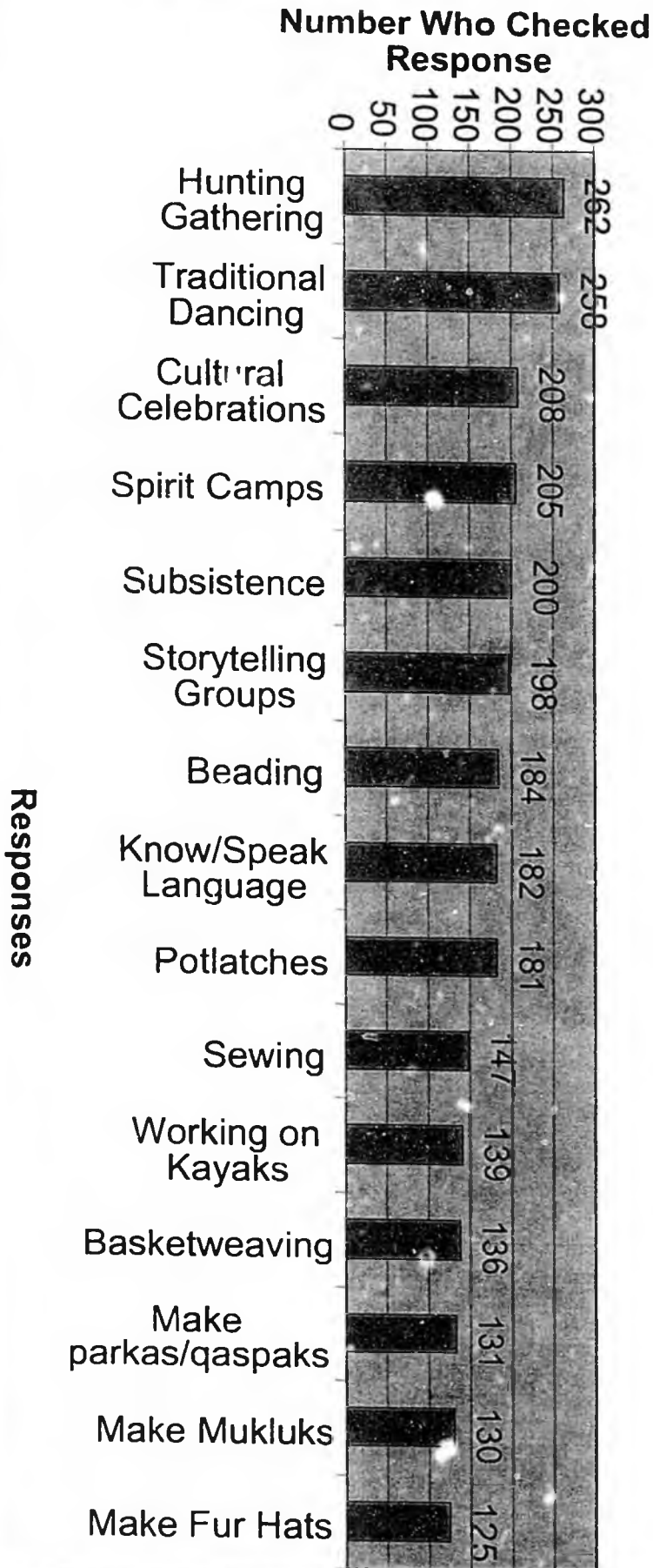
# Anchorage Youth Solutions

What approaches will reduce teen drinking?



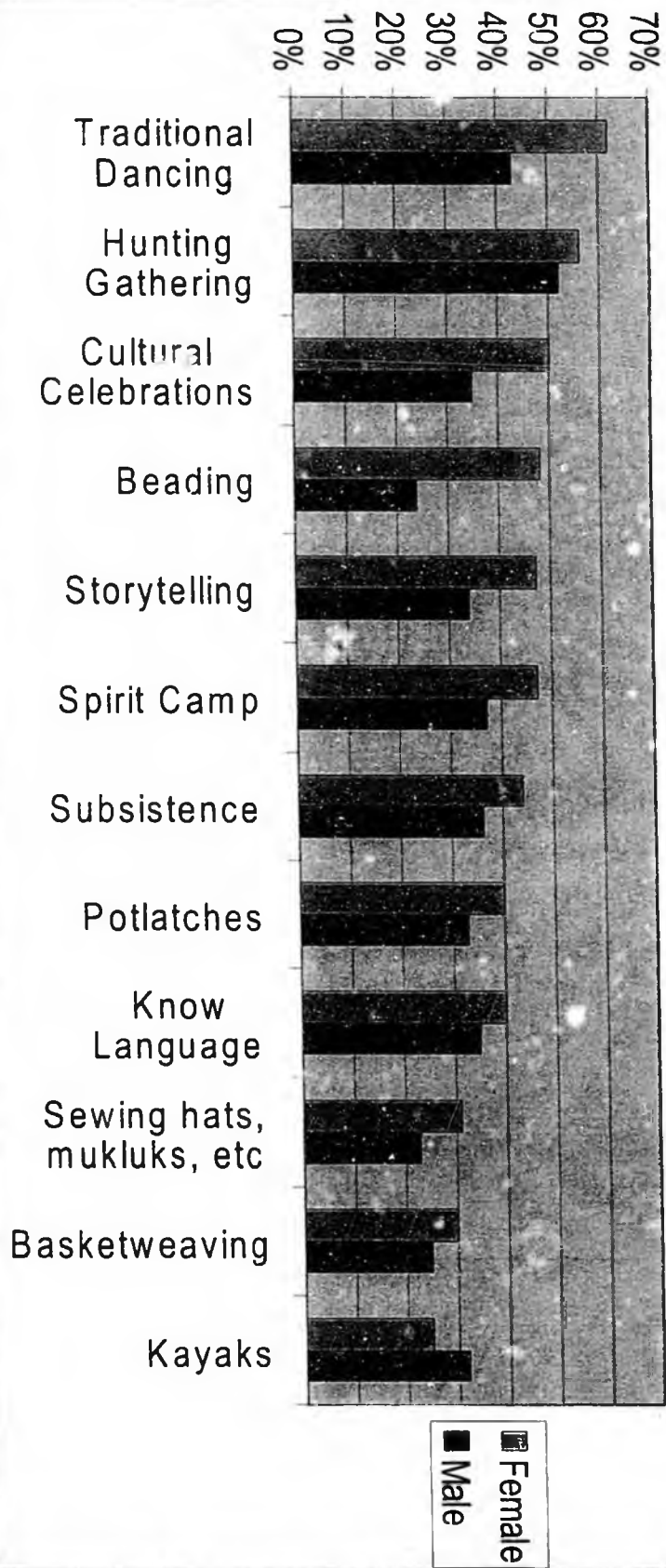
# Prevention and Interventions

## Which Cultural Activities Keep Youth From Drinking

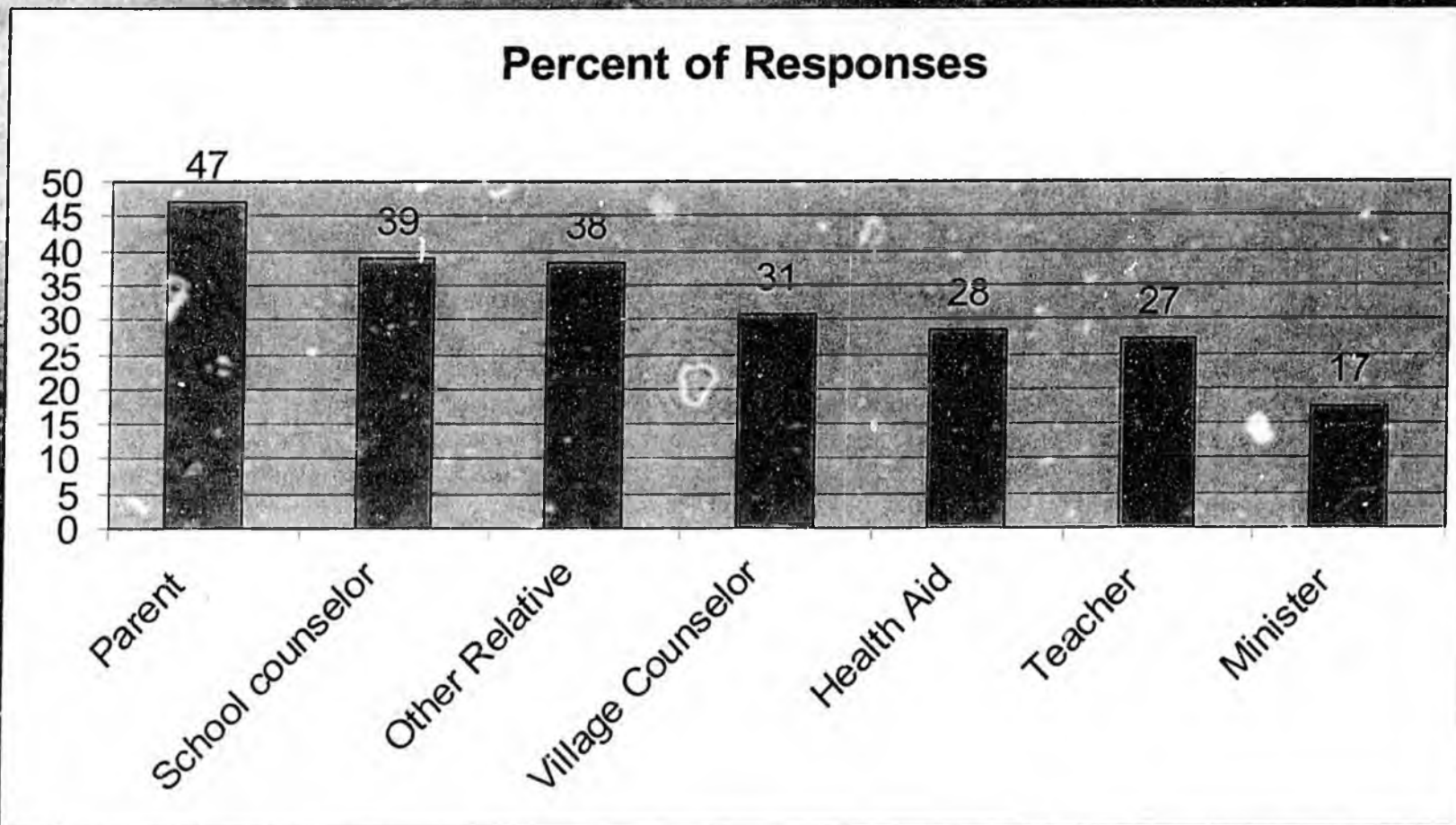


# Cultural Activities - Protective

Cultural Activities by Gender



# Who to Ask for Help



# Conclusions

- Youth perceive that underage drinking is a problem
- There are multiple ideas for solutions
- Listen to youth and use adult knowledge

# Recommendations

- Change the perceived norm
- Listen and Act
- Insure that help is available
- Advocate for funding of prevention programs

**Underage Drinking in Alaska  
Needs Assessment**

**Prepared for:** State of Alaska  
Department of Health and Social Services  
Division of Juvenile Justice  
PO Box 110635  
Juneau, Alaska 99811-0635

**December 2000**

**Investigators:**  
Bobetta L. Trani  
Steven L. Hamilton  
C & S Management Associates  
PO Box 34757  
Juneau, AK 99803

## **Executive Summary.**

---

**A. Introduction.** Underage drinking is an issue that receives a great deal of attention in many forums in Alaska. A wide range of organizations and agencies, both public/governmental and private expend considerable energy addressing this problem. It is a problem that contributes to accidents, attempted suicides, poor physical health, and more serious crime. Hidden effects include the increased probability of addiction to alcohol as adults. This report provides an assessment of the scope of the problem, efforts to address it in a variety of domains, and data resources and systems that help in assessment and tracking progress in addressing the problem.

“Underage drinking” refers to consumption of alcohol by youth ages 20 and younger. Because certain services or facilities, such as substance abuse treatment programs and correctional facilities, treat persons 18 and older as adults, the population is stratified into two different groups: youth ages 18 through 20 and youth ages 17 and younger.

Underage drinking is a complex, multi-faceted problem that is manifested in various ways with multiple, layered strategies in place to address the issue. The following areas of inquiry are included in this report:

1. Statutes and policy issues related to underage drinking;
2. Law enforcement efforts and issues;
3. The court system and its response to underage drinking;
4. Substance abuse treatment trends and resources;
5. Prevention, education, and advocacy efforts; and
6. Data resources and trends regarding underage drinking.

**B. Methodology.** To examine the issue of underage drinking in Alaska, investigators examined statewide efforts and data and conducted more detailed inquiries for 17 sample communities. The communities selected are listed and described in greater detail in Section I of the report. These communities ranged in size from Anchorage, the principal urban center in Alaska with a population of over 250,000, to the small village of Nanwalek with a population of only 170. The communities were geographically diverse with locations ranging from far western Alaska, including a small island village in the Bering Straits, to the panhandle in Southeast Alaska. The communities were ethnically diverse with some primarily Alaska Native villages, others that were predominantly Caucasian, and still others that represent a diverse mix. Finally, some communities were on the state’s limited road system, such as Homer and Copper Center, while others are accessible only by plane or boat, such as Aniak and Toksook Bay.

To gain an insight into the problems associated with underage drinking in Alaska and efforts to address these problems, investigators interviewed 203 key informants from the 17 communities

as well as representatives of statewide organizations and agencies. Information sought included information relating to prevalence of underage drinking, consequences, efforts to address the problem and barriers to those efforts. Existing literature was examined both at the national and state level to document the prevalence and trends in underage drinking as well as existing strategies. Investigators found a variety of rigorously developed information at the national level regarding prevalence and strategies. There is, however, less information on strategies and prevalence in Alaska.

Finally, investigators gathered and analyzed statewide data relating to underage drinking from a number of sources:

1. Alaska Court System data for minor consuming alcohol (MCA) cases;
2. Alaska Trauma Registry data (accidents, suicide attempts, and injuries resulting in death, in which alcohol was involved);
3. Alaska Division of Alcoholism and Drug Abuse treatment data;
4. Alaska Department of Transportation motor vehicle accident data;
5. Alaska Division of Juvenile Justice case data; and
6. Alaska Division of Motor Vehicles driver's license revocation data.

**C. Overview of Underage Drinking.** It is helpful to define what is meant by an "underage drinking problem." There are differing views on whether the problem is the fact that youth are consuming alcohol or whether the problem is more appropriately defined as the negative consequences (accidents, suicides, etc.) of underage drinking. For purposes of this report, "underage drinking problem" is defined as the consumption of alcohol by persons under the age of 21.

At the national level, underage drinking is both prevalent and deadly. In the 1998 Household Survey of Drug Abuse conducted by the Substance Abuse and Mental Health Administration (SAMHSA), 30.6% of youth ages 12 to 20 report being current users of alcohol, while 15.2% report binge drinking and 6.9% report consistent heavy use. When this is generalized to the population, it means that 10.4 million youth in the United States were current alcohol users, 5.1 million were binge drinkers, and 2.3 million were consistent, heavy drinkers.<sup>1</sup> The 1999 survey showed little change.<sup>2</sup> When the age group is narrowed to high school students, the Youth Risk Behavior Survey (YRBS) found that 50% of students were current users.<sup>3</sup> The consequences of this drinking include the deaths of 5,477 youth ages 15 to 20 who were killed in alcohol-related

---

<sup>1</sup> Substance Abuse and Mental Health Services Administration (SAMHSA). Summary of Findings from the 1998 National Household Survey of Drug Abuse. Rockville, MD, May 1998

<sup>2</sup> Substance Abuse and Mental Health Services Administration (SAMHSA). Summary of Findings from the 1999 National Household Survey of Drug Abuse. Rockville, MD, August 2000

<sup>3</sup> U. S. Centers for Disease Control, "Adolescent and School Health," Internet Web Site [www.cdc.gov/nccdphp/dash/pies99/natl.htm](http://www.cdc.gov/nccdphp/dash/pies99/natl.htm). Atlanta, GA, August 2000

automobile injuries with 21% of those coming in accidents caused by an underage drinking driver.<sup>4</sup> Research shows that youth who begin to consume alcohol before the age of 15 are four times more likely to develop alcohol dependency (alcoholism) than people who wait until after the age of 21 to begin drinking.<sup>5</sup> Finally, The Office of Juvenile Justice and Delinquency Prevention (OJJDP) reported nearly 19,600 arrests for driving under the influence of alcohol (DUI) of youth under the age of 18 in 1997.<sup>6</sup> Nationally, the problem of underage drinking is addressed by a number of different agencies in diverse ways. OJJDP, through block grants, technical assistance, and discretionary programs helps states in enforcement, training, and prevention. SAMHSA provides funding to organizations and states for prevention and treatment for youth. The Department of Education, through Safe and Drug-Free Schools Programs funds a variety of efforts to eliminate the problem of underage drinking in schools.

In Alaska, the prevalence of underage drinking does not vary significantly from the national prevalence. The 1999, Alaska YRBS found that 50.9% of high school youth self-report as current users of alcohol while 33.4% report binge drinking in the month prior to the survey.<sup>7</sup> When the age cohort is broadened to include youth ages 12 through 20, 12.3% report binge drinking with 5.7% dependent on alcohol or other drugs. This compares with national rates of dependence of 5.8%.<sup>8</sup> The consequences of underage drinking in Alaska are reflected in an increase in the number of alcohol-related accidents among youth requiring hospitalization of 66.3% between 1991 and 1998. Over this period, Alaska averaged 30 suicide attempts annually among youth where alcohol was a factor.<sup>9</sup> In 1998, there were 128 traffic accidents in which alcohol consumption by an underage driver contributed to the accident.<sup>10</sup> Alaska has a diverse set of strategies in place to address the problem of underage drinking. The Alaska Division of Juvenile Justice, the Alcoholic Beverage Control (ABC) Board, State Troopers, and local law enforcement officials all contribute to enforcement of underage drinking laws. Underage drinking prevention efforts are supported through the Alaska Division of Alcoholism and Drug Abuse, Alaska Division of Juvenile Justice, and the Alaska Department of Education and Early Development. Community advocates, officials of the court system (judges, magistrates, prosecuting attorneys, etc.), and local law enforcement officials are searching for ways to effectively intervene with youth cited for underage drinking to ensure that they receive appropriate services in addition to being held accountable for their violations.

**D. Relevant Statutes, Laws, and Ordinances.** Underage drinking is addressed legally on three different levels. The Alaska Statutes are the primary vehicle for addressing the issue in Alaska. Locally, communities have a variety of ordinances that are used to reduce underage drinking

---

<sup>4</sup> National Highway Traffic Safety Administration, Saving Teenage Lives: The Case for Graduated Driver Licensing, Washington, DC 1998

<sup>5</sup> Grant, B. and Dawson, D., "Age at Onset of Alcohol Use and its Association with DSM-IV Alcohol Abuse and Dependence," Journal of Substance Abuse, 9:103-110, 1997

<sup>6</sup> Snyder, H., Juvenile Arrests 1997, Washington, DC, U. S. Department of Justice, Office of Juvenile Justice and Delinquency Prevention, 1998

<sup>7</sup> Alaska Department of Education and Early Development/Alaska Department of Health and Social Services, Alaska Youth Risk Behavior Survey 1999, Juneau, AK, 1999

<sup>8</sup> Substance Abuse and Mental Health Services Administration (SAMHSA), Summary of Findings from the 1999 National Household Survey of Drug Abuse, Rockville, MD, August 2000

<sup>9</sup> Alaska Trauma Registry, unpublished data, Juneau, AK, 2000

<sup>10</sup> Alaska Department of Transportation, 1998 Alaska Traffic Accidents, Juneau, AK, October 1999

through a number of different methods. Nationally, the primary law that impacts underage drinking is the Juvenile Justice and Delinquency Protection Act of 1974 (Public Law 93-415), which prohibits incarceration of minors in adult facilities and for offenses that are status offenses (offenses involving activity that is illegal only because of the status (age in this case) of the individual).

The central state statute addressing underage drinking in Alaska is Alaska Statute (A.S.) 04.16.050, which prohibits possession or consumption of alcohol by a person younger than 21 years of age. Other sections of A.S. 04.16 address issues such as providing alcohol to minors, minors on licensed premises, and renting rooms for the purpose of consuming alcohol. Violations of most sections of A.S. 04.16 are considered class A misdemeanors except A.S. 04.16.050, which is classified as a violation. Alaska Statute 04.16.050 is also unique among these sections because violations are disposed of in district court rather than in the juvenile justice system. For violation of other sections of the statute, the cases are disposed of in the juvenile justice system for persons under the age of 18, while violations for those ages 18 through 20 are handled as misdemeanors in district court. Violations of A.S. 04.16.050, also referred to as Minor Consuming Alcohol (MCA) cases, carry a maximum sentence of \$300. There are no provisions in the statute for referral of repeat offenders for mandatory alcohol abuse or dependency assessment or treatment. Alaska Statute 04.16.050 underwent a significant change in 1995 as the jurisdiction was moved from the juvenile justice system to district court. Prior to that, MCA cases for persons under age 18 had been handled through the juvenile justice system and the superior court with the latitude to require assessments and treatment as indicated.

In addition to the provisions of A.S. 04.16, A.S. 28.15.183 provides the authority for administrative revocation of a minor's driver's license for an MCA violation. This is significant because there is a requirement that the MCA violation be related to driving in any way. The amount of time for which the license is revoked is graduated depending on the number of violations in the individual's history, with a maximum time of one year. Since revocations run consecutively, however, individuals can lose their driver's licenses for periods significantly longer than one year if they have multiple violations within a relatively short period of time.

The final area of state statutes that relates to underage drinking is Title 47, which addresses health and social services issues. This is a broad title that includes the description of the juvenile justice system, child welfare and safety issues, and provision of substance abuse services in Alaska.

Local ordinances that relate to underage drinking are in place in various communities. One of the most common of types of ordinances relates to zoning restrictions and use permits that can be revoked if the establishment serves alcohol to minors. A local ordinance in Anchorage allows licensed establishments to file suit against minors in small claims court for entering the establishment. While investigators noted the existence of these types of ordinances, they did not find widespread or consistent use of the ordinances to combat underage drinking.

A detailed discussion of the relevant statutes and related case law is contained in Section III of the report. Appendix D to the report contains the entire text of key statutes.

**E. Law Enforcement.** At the national level, there is a growing recognition that successful strategies all share some common features. The overarching philosophy that describes

successful strategies is that they are proactive. Such strategies seek to limit the number of youth who are consuming alcohol rather than merely citing and punishing the ones who do. Proactive strategies include registration of beer kegs, use of undercover officers in licensed establishments, making the driver's licenses and other forms of official identification distinctive for persons under the age of 21. Another feature of successful approaches is the use of comprehensive strategies. This approach includes the following areas of focus:

1. Policy oversight and coordination;
2. Strategic and tactical planning;
3. Reactive and proactive enforcement;
4. Prosecution;
5. Adjudication and diversion;
6. Supervision and treatment;
7. Public education; and
8. Feedback and evaluation.

Finally, successful strategies involve partnerships. Organizations at the state and local level must work together to address issues where each has expertise and/or resources. Examples of community partners include the police, local judges and magistrates, substance abuse providers, political leaders, religious leaders, and advocates. By using a diversity of community resources focused on a common goal, community values can be impacted.

Enforcement of underage drinking laws in Alaska is accomplished through several different approaches. Most effort is at the community level with local law enforcement officers. While there are a variety of laws that are relevant and for which enforcement is required, the overwhelming majority of effort regarding underage drinking is targeted toward citations for violation of A.S. 04.16.050 (MCA). Enforcement is a function of the Alaska State Troopers, local police departments, village public safety officers (VPSO) and village police officers (VPO). With some exceptions, enforcement of underage drinking laws is an area of law enforcement that competes with every other law enforcement issue in a community for time and resources. Other such issues are violent crime, burglary, criminal mischief, etc. When law enforcement officers encounter underage drinking, they typically cite the individual for violation of A.S. 04.16.050 and hold the individual until a parent can be contacted to pick him or her up. Police are not allowed to incarcerate youth for minor consuming in either an adult or a juvenile facility. Additionally, police officers and members of the community (emergency) services patrol can pick up a minor who is incapacitated by alcohol and provide protective custody for up to 12 hours. This protective custody may be in a detoxification facility, a medical facility, or a youth detention facility for persons younger than 18. For persons 18 or older, they can be taken to an adult correctional facility for protective custody.

In addition to the efforts of law enforcement with regard to MCA cases, the ABC Board, in partnership with five different police departments, using a grant from the Division of Juvenile Justice, enforces laws relating to underage drinking through monitoring of licensed establishments. This is usually done through the use of "sting" operations in which a minor, under police supervision, attempts to purchase alcohol at a licensed establishment. In Anchorage, for example, youth successfully purchased from package stores about 35% of the time and, in a single weekend operation, were able to purchase alcohol in nine of 10 restaurants where attempts were made. Compliance was found to be much higher in bars. The five police departments operating in partnership with the ABC Board also use the grant funds to field additional, youth-specific patrols during periods when drinking parties are likely to occur such as on weekends and holidays such as New Year's Eve and the Fourth of July. Local police also collaborate with the state troopers. For communities on the road system, local and state law enforcement collaborate to acquire information on drinking parties and intervene. The Anchorage Police Department also purchased portable breath testers that allow patrol officers to test the alcohol level of subjects on site.

The ability of local law enforcement officials to respond to underage drinking and the extent to which they respond varies by type of community. Large urban centers such as Anchorage have well-staffed police forces with a variety of resources while some villages, such as Nanwalek, have no law enforcement presence at all beyond the state troopers who periodically fly in to provide services. The larger communities, however, also have greater populations to serve and a broader range of problems confronting them. According to the MCA data from the Alaska Court System, the rate of underage drinking law enforcement is not correlated to the population size of communities. Additionally, law enforcement officials who were interviewed consistently emphasized the role of community norms and values regarding alcohol as a driving force in underage drinking. While these norms and values do not necessarily preclude officials from enforcing underage drinking laws, they do describe the level of acceptance of underage drinking within the community. Key informants, particularly in rural areas, indicated that community support for enforcement of underage drinking laws as well as prevention efforts are driven in large part by tragic events. When a death or other catastrophic event occurs involving underage drinking, support increases temporarily but usually subsides. Another perception of law enforcement officials, which mirrors sentiment observed nationally, is that the disposition of the cases by the judicial system reflects a lack of seriousness with which underage drinking is viewed. In Alaska, the statute that prohibits underage drinking, A.S. 04.16.050, provides for a maximum penalty of only \$300 and no provisions for any other intervention such as mandatory screening or treatment.

Despite these barriers and perceptions, the number of MCA cases processed by the Alaska Court System increased 139.0% from 1995 to 1999 and the imposition of fines was generally a graduated approach with minimum fines awarded for first offenses and increased fines for subsequent offenses. Investigators did not find any consistent evidence of heightened law enforcement activity related to underage drinking between 1995 and 1999, however, the number of MCA court cases increased significantly each year. Numerous national and state surveys of students indicate that trends in alcohol consumption rates by minors were relatively flat through the 1990s. When examining some of the adverse consequences of underage drinking, such as

motor vehicle accidents involving underage drinking drivers and alcohol-related injuries, investigators found mixed trends, with some rising over the period and others falling. Because of the inconsistency of indicators, both qualitative and quantitative, investigators are unable to draw definitive conclusions regarding the primary driving forces behind the steady increase in MCA court cases. Because the system for MCA case disposition changed in 1995, some increase over the first two years could be expected as the system adapted to the change and law enforcement officials became more familiar with procedures. The increase, however, continued over the next three years indicating drivers other than system acclimation.

**F. The Alaska Court System.** The Alaska Court System is significant to the issue of underage drinking because, since 1995, MCA cases have been under the jurisdiction of district court. MCA cases are processed in accordance with local court procedures; however, the prevailing trend noted by investigators is that citations are written by law enforcement officers for offenders. Initial hearings on these citations are typically held in traffic court before a magistrate. Some communities, such as Juneau, have special judicial procedures for MCA cases, but the process is similar. At the initial hearing, the clerk reads the citation and the individual charged has an opportunity to either contest or not contest the charges. If the individual contests the charges, another hearing is scheduled in which the citing police officer presents the case to the judge. At this stage, the individual can either plead guilty or not guilty. If they plead not guilty, then the case goes to trial and a district attorney or municipal prosecuting attorney presents the case. Court data indicates that cases are disposed of with a finding of guilty or not guilty (indicating that a trial was held) about 3.7% of the time, which is consistent with information provided by key informants.

Cases involving youth and alcohol other than MCA cases are disposed of in different ways depending on the age of the offender. Youth ages 17 and younger are referred to the Alaska Division of Juvenile Justice and cases are disposed of through the juvenile justice system. Cases involving youth ages 18 through 20 are disposed of as class A misdemeanors in district court.

There have been several attempts by communities to dispose of MCA cases using alternative methods such as diversion programs. The idea behind such programs is to use other forums, such as youth courts or community councils to work with the offender, provide assessment and/or treatment and education, and community work service rather than having the case referred to court. This approach is more prevalent in small villages than in larger communities. Often the remoteness of the village is more conducive to a community council process where the individual faces immediate consequences involving people with whom he or she is familiar than disposition by a distant court. Beyond the use of these village councils, alternative approaches have been inconsistent and the statutory authority for such disposition is questionable.

Key informants within the judicial system echoed some of the same concerns as law enforcement officials. The statute relating to MCA cases, A.S. 04.16.050, limits the options open to a judge or magistrate with regard to disposition. The rigidity of the statute prevents proactive interventions such as assessments for alcohol abuse or dependency as a part of the case disposition. It caps the possible consequences at a fine of \$300. Although a separate statute, A.S. 28.15.183, allows for administrative revocation of driver's license for an MCA violation, the reality in rural areas is that other forms of transportation, such as snowmobiles, boats, and

four-wheelers, are often more prevalent and do not require a license. This limits the impact of the revocation in these areas.

In examining the court system response to underage drinking, investigators found that court cases for MCA have increased 139.0% between 1995 and 1999 with a total of 20,538 cases over that period of time. Even when converted to a rate per 100,000 population (which takes into account population increases), the increase over the relevant period was 131.5%. When examined on an annual basis, the rate jumped sharply between 1995 and 1996, which is not unusual given that the change in statute occurred in 1995. The rate dropped slightly in 1997 but increased over the next two years (1998 and 1999) by 24.4% and 15.7% respectively.

**G. Substance Abuse Treatment Resources for Youth.** One of the tools for addressing underage drinking is substance abuse treatment. In Alaska, substance abuse treatment is coordinated by the Alaska Division of Alcoholism and Drug Abuse and provided by private non-profit, private for-profit, and municipal treatment programs. The various programs offer a continuum of services in various locations.

1. Assessment. For individuals who appear to have a problem with alcohol that might be well served through treatment services, a comprehensive assessment is performed to determine (1) the extent of their problem, and (2) needed treatment services.

2. Alcohol Information School. While not formally a component of treatment, Alcohol Information School (AIS) is typically the first level of intervention in alcohol abuse (other than population-based prevention). It typically provides between eight and 20 hours of education and information on the effects of alcohol and other drugs.

3. Outpatient Treatment. Outpatient treatment services include one-to-one counseling, group counseling, and education. It is the least restrictive of the true treatment options. Treatment in outpatient programs, while designed to meet the needs of individuals, tends to last between three and six months.

4. Intensive Outpatient Treatment. Intensive outpatient treatment is a variation of outpatient treatment characterized by more frequent and longer sessions. Intensive outpatient treatment has much of the same activities as regular outpatient but the individual might receive services three to five times per week.

5. Day Treatment. Day treatment is a relatively rare program component in which individuals sleep at home but attend treatment activities all day every day. It is more common in large, urban areas where there is a high demand for rigorous treatment by individuals who have homes and supportive family or friends.

6. Residential Treatment. Residential treatment is provided to those individuals who are unable to progress in a less structured setting. It provides a form of "wrap-around" services in which virtually all of the individuals' daily affairs and activities are aggressively managed. The treatment services include individual and group counseling, case management,

education, recreation or activity therapy, nutritional assessment and monitoring, and medical care.

7. Detoxification. Detoxification is the process of managing the patient's withdrawal from alcohol or other drugs. This process, which typically lasts two to seven days, involves monitoring of the patient, particularly the vital signs, and administration of withdrawal management medication as indicated. The most common setting for detoxification is in a medical setting, however, social detoxification and even outpatient detoxification have been used with some success. Aside from assuring patient safety, another typical goal of the detoxification component of care is to conduct a thorough assessment of client needs and make a referral to an appropriate level of treatment.

8. Transitional Housing. Transitional housing is a housing service that provides a structured living environment appropriate for individuals in early recovery. One form of transitional housing is the "halfway house" common in many substance abuse programs. Transitional housing is typically sober housing with varying levels of built-in support such as ongoing case management, in-house 12-step meetings, and organized activities. Typical stays in transitional housing range from one month to more than a year, depending on community resources and patient needs.

9. Continuing Care. Also called "aftercare," continuing care is the component of care that provides the final transition from treatment to recovery. Continuing care provides a gradually decreasing level of intensity ranging from a once-a-week meeting to monthly check-in sessions. Outcome studies completed in Alaska over the past decade clearly indicate that ongoing participation in continuing care is one of the best indicators of treatment success.<sup>11</sup>

Services for youth are more limited than for the general adult population. In considering adult and youth programs, however, it is important to note that, with regard to treatment, persons ages 18 and older are considered adults and receive services through adult programs. Youth treatment programs serve persons ages 17 and younger. Youth treatment programs differ from adult programs in a number of ways. First, staff are specifically trained to work with the special problems of youth. Second, program curricula and materials are specifically tailored to address problems from a youth perspective rather than using adult material. Finally, the course of treatment differs in that a significant amount of effort and energy in youth programs is targeted toward engaging the youths and helping them to recognize the problem and the need for change. In many rural areas, the only treatment services available to youth are outpatient services in adult programs where treatment plans are individualized to meet specific needs of the youth, but the general course of treatment is based on an adult model.

There are a wide variety of barriers to youth receiving needed treatment services. The first, and most obvious, is that many communities do not have substance abuse programs designed specifically for youth. The availability of residential beds for youth is another key barrier with the publicized waiting list for one of the three publicly funded programs averaging between three and six months. There is an adult assessment and referral system for individuals convicted of

---

<sup>11</sup> Division of Alcoholism and Drug Abuse, Chemical Dependency Treatment Outcome Study. Juneau, AK, December 1998

alcohol-related offenses, the Alcohol Safety Action Program (ASAP). There is no such program for youth despite the fact that MCA cases have been consistently increasing through the 1990s. Other barriers such as community norms and values, family use of alcohol, and transportation costs also serve to reduce the availability of treatment services to youth.

The following table provides a summary of treatment resources specifically designed and targeted to youth. A complete description of all treatment programs available in Alaska is provided in Section VI of the report.

| Youth Residential Program  | Adult Residential Programs that also Serve Youth  | Youth Outpatient Programs   |
|--|---|---|
| <p><b>Southeast Alaska Regional Health Consortium</b> (SEARHC) (Raven's Way) – Outdoor, adventure-based program, 11 treatment slots, 5 week length of stay (Sitka)</p> <p><b>Volunteers of America</b> (Adolescent Residential Center for Help (ARCH)) – 12 beds, four-month length of stay. (Anchorage)</p> <p><b>Fairbanks Native Association</b> (Graf Rheeneerhaajii – The Healing Place) – 12 beds, three to four-month length of stay. (Fairbanks)</p> | <p><b>Southcentral Foundation</b> (Dena A. Coy) (No fixed number of youth beds) – serves pregnant women and women with small children. (Anchorage)</p> <p><b>Arc of Anchorage</b> (Bryn Mawr) (No fixed number of youth beds) – serves clients who have developmental disabilities, mental health disorders, and substance abuse disorders (must have all three). (Anchorage)</p> | <p>Starting Point (Anchorage)</p> <p>Gateway Center for Human Services (Ketchikan)</p> <p>Salvation Army Booth Memorial (Anchorage)</p> <p>Volunteers of America – Assist Intensive Outpatient (Anchorage)</p> <p>Breakthrough (Anchorage)</p> <p>Mat-Su Council on Alcoholism and Drug Abuse (Wasilla)</p> <p>Ralph Perdue Center (Fairbanks)</p> <p>The Unloading Zone (Fairbanks)</p> <p>Life Givers (Fairbanks)</p> <p>Graf-Rheeneerhaajii (Fairbanks)</p> <p>Jake's Place (Dillingham)</p> <p>Sitka Prevention and Treatment Services (Sitka)</p> <p>Kuskokwim Native Association Outpatient (Aniak)</p> |

**Table 1 – Substance Abuse Treatment Resources for Adolescents in Alaska; Source – Key Informant Interviews**

**H. Prevention, Education, and Advocacy.** Underage drinking is an issue that is receiving considerable attention in the areas of prevention, education and advocacy. Substance abuse prevention in Alaska, of which underage drinking prevention is a sub-set, is targeted primarily toward youth. The Division of Alcoholism and Drug Abuse is administering a \$9 million, three-year prevention grant that provides funding to communities throughout Alaska. These grants are combined with other Division prevention grants that are ongoing to provide an extensive prevention effort. The Division of Juvenile Justice also provides some funding through prevention grants for communities to address underage drinking.

Substance abuse prevention has, in the past decade, begun to emerge as a scientifically based discipline. Most prevention effort is ultimately driven by SAMHSA, Center for Substance Abuse Prevention (CSAP), through grants to individual states and organizations. Some prominent prevention principles worth noting include:

1. Best Practices/Promising Practices. Best practices are those practices considered to be proven by research. Promising practices are those that initially appear to meet the criteria for best practices but need additional research and evaluation. Many of the SAMHSA/CSAP grant opportunities are now limited to organizations that will implement existing best practices. There is limited support for organizations to “re-invent the wheel.”

2. Risk and Protective Factors. Risk factors are those conditions that exist in the environment that have been proven to increase the probability that youth will engage in high risk behavior or otherwise experience problems associated with high risk behavior. Protective factors, by contrast, are those factors in the environment that build resiliency among youth and help to prevent the destructive behavior. SAMHSA and the Alaska Division of Alcoholism and Drug Abuse have adopted risk and protective factors as a means of assessing need and measuring progress.

3. Developmental Assets Model. This model, developed by the Search Institute of Minneapolis and adapted for use in Alaska by the Association of Alaska School Board and the Alaska Department of Health and Social Services, concentrates on assessing and taking advantage of assets present in youth to help prevent high-risk behavior. This model has proven effective in front-line service delivery but has had limited use in the strategic planning process.

4. CSAP Strategies. CSAP categorizes the various approaches to prevention into discrete strategies. These strategies include environmental strategies, education and information, alternative activities, etc. The most effective approach to prevention has been found to include multiple strategies delivered consistently.<sup>12</sup>

Since prevention is, by its very nature, population-based, results usually take years to manifest themselves. This makes evaluation a long-term process. The Division of Alcoholism and Drug Abuse has integrated a rigorous evaluation process coordinated by the Institute for Circumpolar Health Studies into their prevention program. This effort will provide a sound research base for future prevention planning.

---

<sup>12</sup> Western Region Center for the Application of Prevention Technology (WESTCAP), “Best and Promising Practices,” Reno, NV, 1999

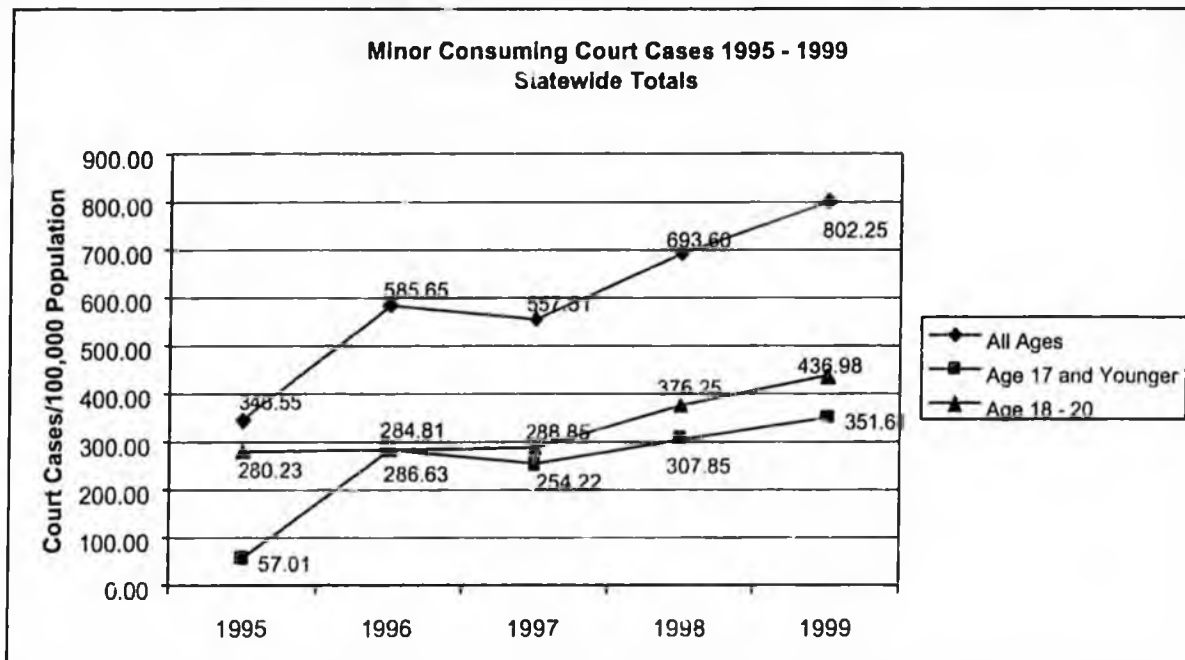
The education system is concerned with underage drinking primarily as it relates to consumption of alcohol in the education setting. Although alcohol and other substance abuse issues are integrated into the health education curricula within the schools, the primary focus is on alcohol or other substances in the schools. The primary effort of the education system is through the Safe and Drug-Free Schools program, with funding originating from the U. S. Department of Education and administered by the Alaska Department of Education and Early Development. Activities funded through the Safe and Drug-Free Schools program include prevention content for health classes, student assistance counselors, local prevention programs, and collaboration with community prevention efforts. The Association of Alaska School Boards is also active in substance abuse prevention statewide through provision of training and technical assistance.

Advocacy refers to efforts to change community norms and values - in this case, regarding underage drinking. This is accomplished through targeted information dissemination, efforts to impact policy, and monitoring of activities of law enforcement and the court. Examples of highly successful advocacy efforts include Mothers Against Drunk Driving and Alaskans for Drug-Free Youth. On a local level, grassroots organizations that create partnerships in communities to focus attention on the problem of underage drinking are best represented by the efforts of Choices for Teens, Inc., in Homer. Advocacy activities in Homer are characterized by a network of organizations; each with its own mission and objectives, focusing coordinated and appropriate efforts on underage drinking. Advocacy efforts, like prevention, show results over long periods of time.

A detailed discussion of Alaska prevention, education, and advocacy programs and efforts, including a summary by community, is provided in Section VII of the report.

**I. Data Trends and Resources.** A significant portion of this inquiry was devoted to gathering data relating to underage drinking. A complete description of methodology, results, and validity is included in Section VIII of the report.

1. Alaska Court System Data The Alaska Court System provided the data for all MCA cases from 1995 through June 30, 2000. From this data, investigators were able to describe the trends in numbers of cases, characteristics of offenders, and disposition of cases.



**Figure 1 – Minor Consuming Cases 1995 – 1999; Data Source: Case Data – Alaska Court System; Population Data – Alaska Department of Labor and Workforce Development**

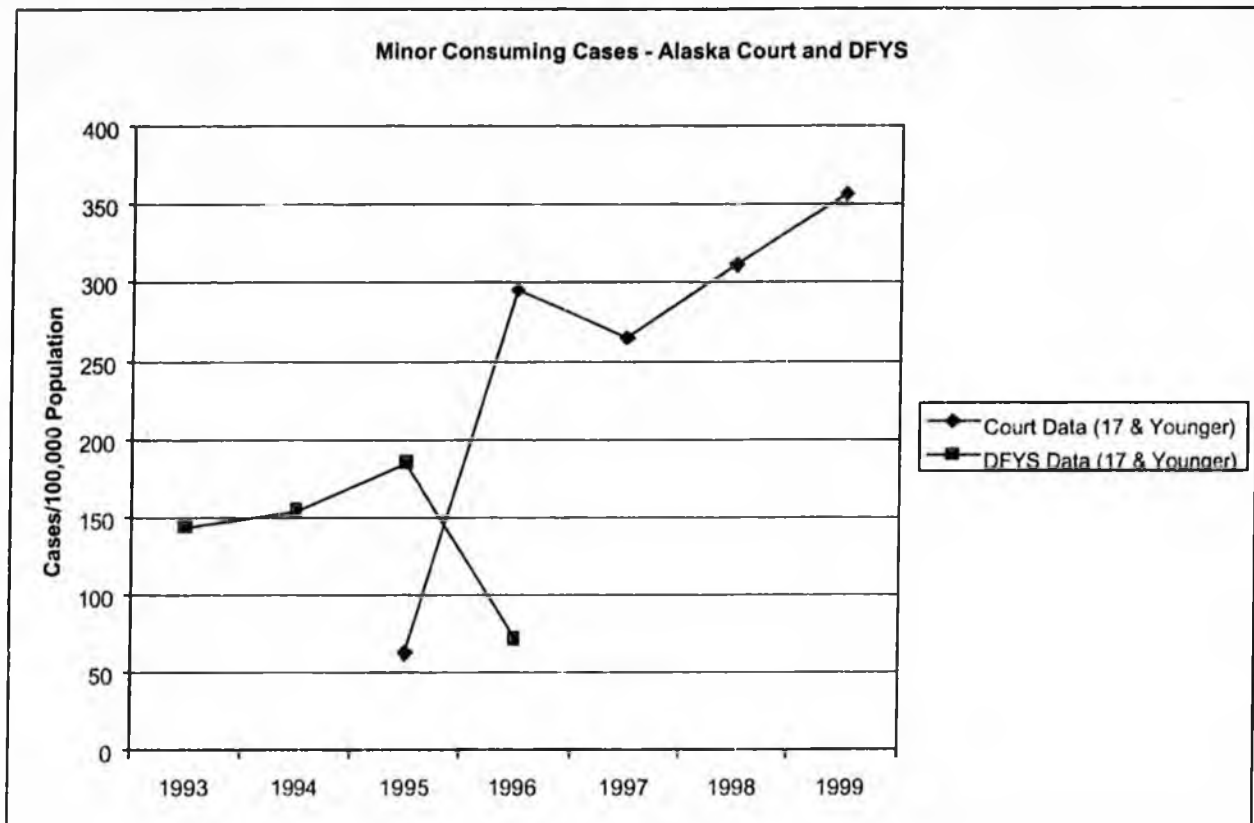
In the above chart, the cases for all ages (20 and younger) are plotted in addition to the two age sub-groups (17 and younger, 18 through 20) as rates per 100,000 population. The age sub-groups are important because, in comparing pre-1995 MCA data, the pre-1995 data source was the Alaska Division of Juvenile Justice (previously Division of Family and Youth Services (DFYS)) and includes only those youth ages 17 and younger.

The following table provides raw numbers for district court cases as well as the Division of Family and Youth Services data for cases prior to 1995.

| Data Description       | 1993 | 1994 | 1995 | 1996 | 1997 | 1998 | 1999 | 2000 |
|------------------------|------|------|------|------|------|------|------|------|
| Court Data – All Ages  |      |      | 2085 | 3553 | 3397 | 4300 | 4983 | 2220 |
| Court Data – <= 17 YOA |      |      | 376  | 1787 | 1614 | 1937 | 2219 | 1037 |
| Court Data – 18-20 YOA |      |      | 1709 | 1766 | 1783 | 2363 | 2764 | 1183 |
| DFYS Data – <= 17 YOA  | 856  | 924  | 1111 | 432  |      |      |      |      |

**Table 2 – District Court and DFYS MCA Case Data; Data Source: Court Data – Alaska Court System; DFYS Data – Alaska Division of Juvenile Justice**

The most relevant comparison in the above raw data is the court data for ages 17 and younger with the Division of Family and Youth Services data. The chart below shows the minor consuming case trend for youth 17 and younger for both Division of Family and Youth Services and the court system. While the time periods are too short to draw conclusions, the overall trend line seems to be continuous with the court case increases reflecting an upward trend that is noticed in the Division of Family and Youth Services data, particularly in the years 1994 and 1995.



**Figure 2 – Minor Consuming Cases – Alaska Court and DFYS; Data Source: Court Case Data – Alaska Court System; DFYS Case Data – Alaska Division of Juvenile Justice; Population Data – Alaska Department of Labor and Workforce Development**

There were 31 communities with courts for which data was provided. The following chart shows the rate of court cases (1995 – 1999) for each of the communities as well as the statewide rate. Computing rates based on population was accomplished by considering the location of the court with regard to communities served. In most cases, the investigators found that the location of the courts closely corresponded with census areas and sub-regions.

In examining the rates for the courts in different communities, it is clear that some dispose of minor consuming cases at a far greater rate than others. Since this inquiry focused only on a core of 17 communities, there was no systematic inquiry into the practices and utilization of each individual court. The courts with the highest rates of MCA cases are in rural hub communities (Kotzebue, Ketchikan, Homer, and Bethel have the highest rates). Other hub communities, such as Sitka and Kenai, have substantially lower rates. Of the urban areas, Anchorage has a low rate of cases while Fairbanks and Juneau have relatively moderate rates.

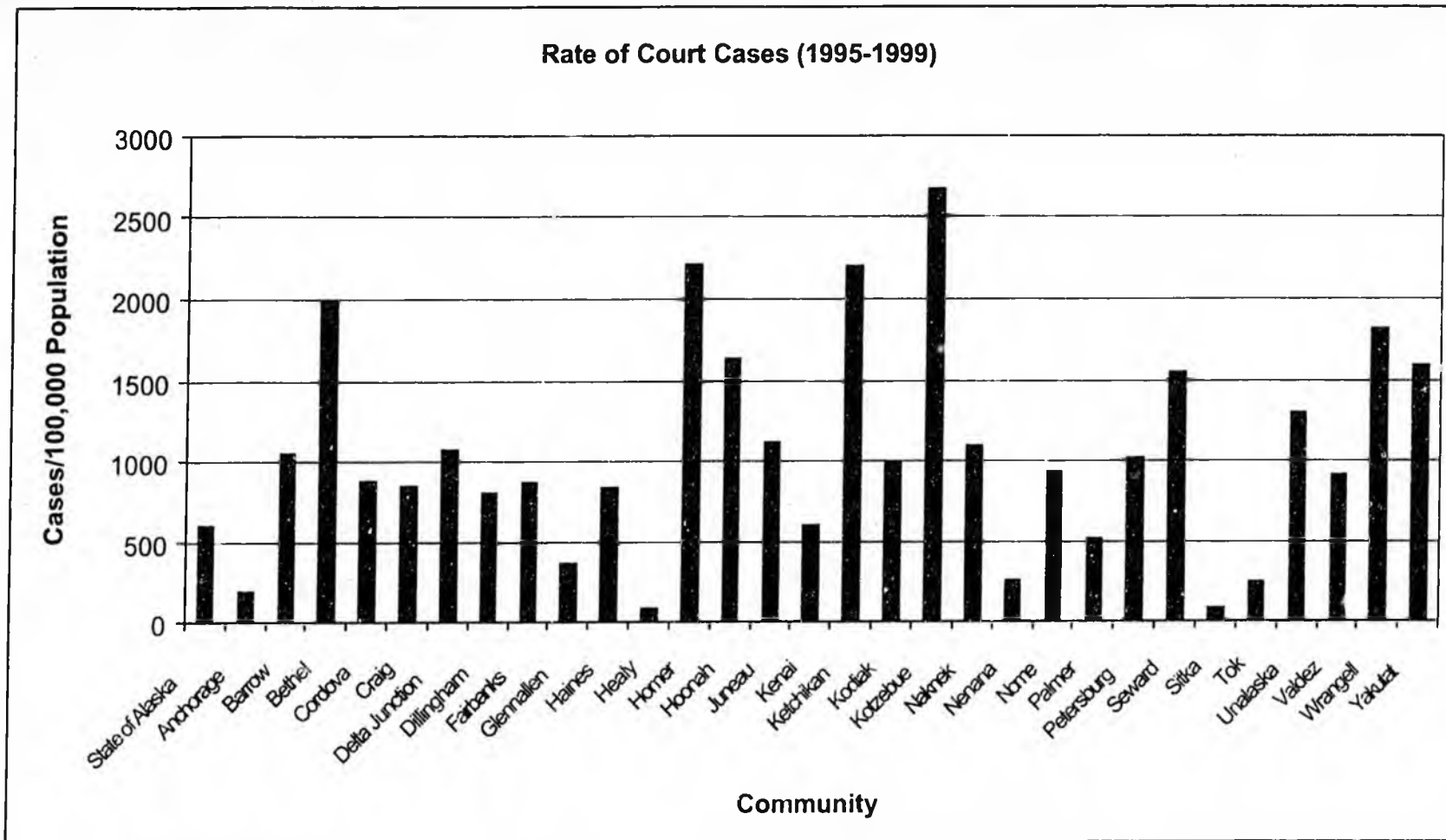


Figure 3 – Rate of Court Cases by Community (1995 – 1999); Data Source: Court Case Data – Alaska Court System; Population Data – Alaska Department of Labor and Workforce Development

The mean age of offenders during the period was 18.1 with a standard deviation of 1.85 years. Individuals also varied in the number of offenses they had on their records. Of the 12,902 unduplicated individuals with MCA cases, 72.1% had only one offense. The maximum number of offenses for any one individual was 20. In examining disposition trends, the predominant case dispositions are:

a. *No Contest (52%):*

b. *Dismissed (18%).* Case dismissed based either on the merits of the case or on an agreement between the parties to resolve outside the court system (i.e., community work service, writing essays, other conditions);

c. *Pled Guilty (12.6%):*

d. *Default Judgment (6.8%).* Where the offender does not show up for the hearing or otherwise contact the court to arrange for rescheduling and the maximum fine is typically awarded; and

e. *Other dispositions.* Other dispositions include Found Guilty, Found Not Guilty, Case Transferred, etc., all of which occurred at much lower frequencies.

During the period 1995 through 1999, the case disposition trends reflected a decrease in the number of dismissals and an increase in the number of default judgments. The average fine imposed increased over the period from \$81.46 in 1995 to \$180.47 in 2000 with repeat offenders receiving higher fines.

2. Alcohol-Related Injuries. Data on alcohol related injuries requiring hospitalization was obtained from the Alaska Trauma Registry. It represents all injuries recorded in emergency rooms or trauma centers where the patient was admitted to the hospital. There has been a slow, but steady increase in the alcohol-related injuries to youth recorded between 1991 and 1998, as indicated in the following graph.

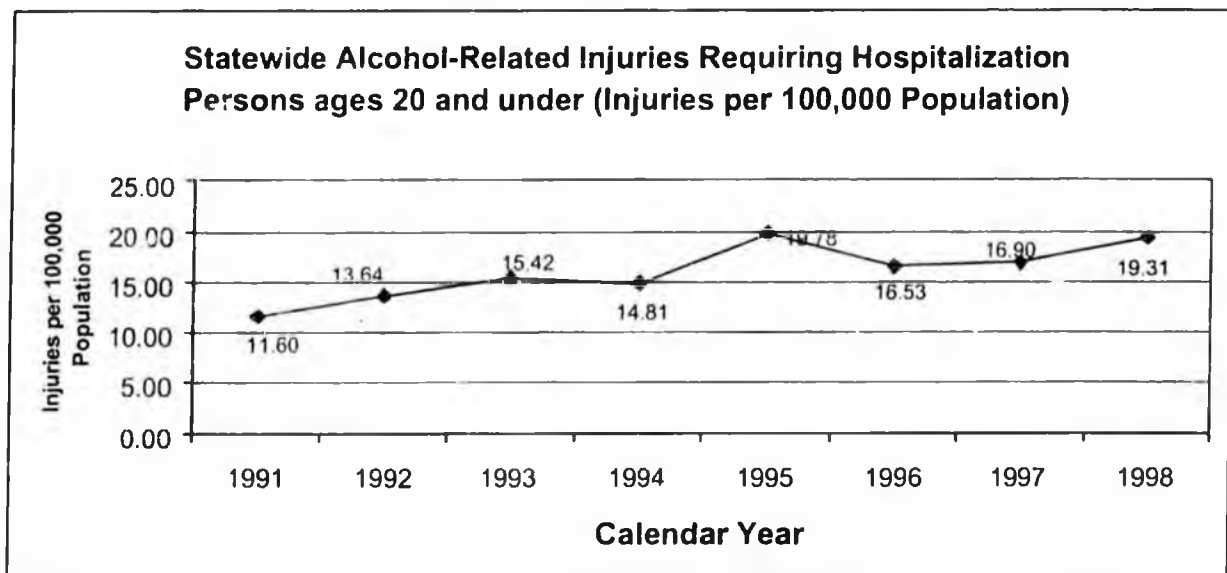


Figure 4 – Statewide Alcohol-Related Injuries Requiring Hospitalization (Ages 20 and Younger); Data Source: Injuries Data – Alaska Trauma Registry; Population Data – Alaska Department of Labor and Workforce Development

3. Alaska Department of Transportation – Highway Traffic Accident Data. The Alaska Department of Transportation keeps detailed records on highway accidents in Alaska. Within this data set are data on the number of accidents in which the driver had been consuming alcohol, as well as the age of the driver.

The rate of traffic accidents involving underage drinking drivers decreased through 1994 and has varied up and down since then. Statewide, the rate has decreased from nearly 32 per 100,000 population in 1990 to just over 19 per 100,000 population in 1998, a decrease of 40.6%. This trend is consistent with national trends that show the rates of traffic accidents involving underage drinking drivers decreasing.<sup>13</sup>

Like the data from the Alaska Trauma Registry, this data is impacted both by the number of accidents that occur and the assessment of the on-site law enforcement officer handling the case. The data can also be impacted for minor, single-vehicle accidents by the failure of the driver to immediately contact law enforcement officials after the accident allowing time for the alcohol to clear from the driver's body. The following graph represents the number of traffic accidents involving underage drinking drivers per 100,000 population statewide from 1990 through 1998.

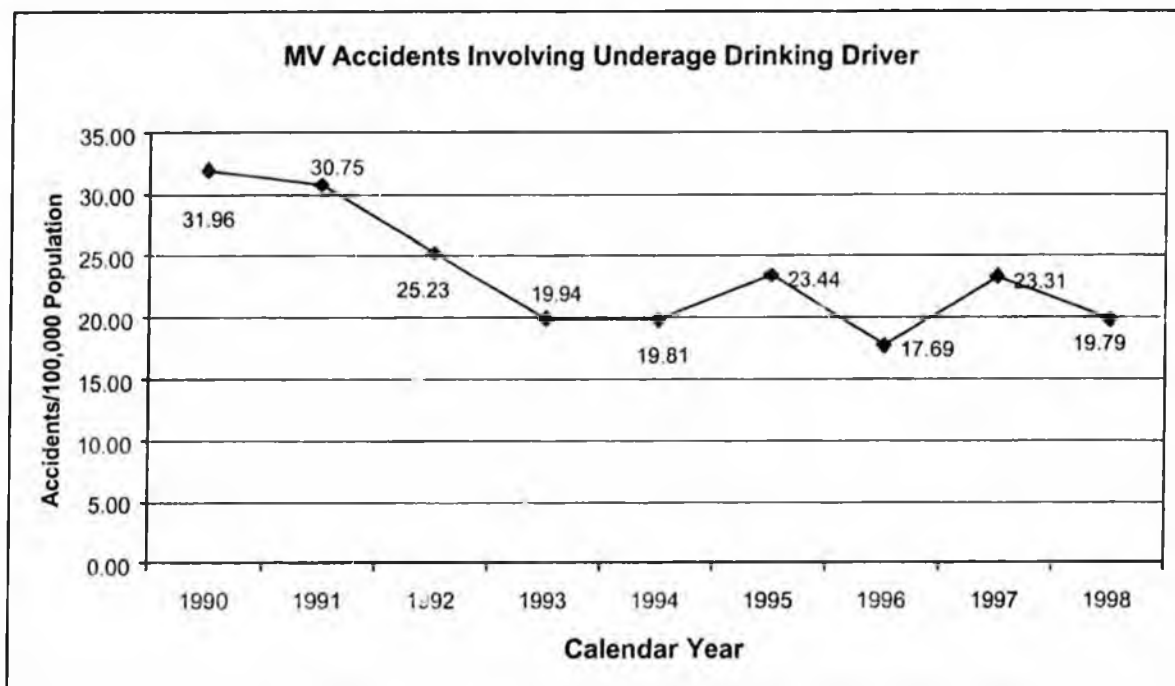


Figure 5 – MV Accidents Involving Underage Drinking Drivers; Data Source – MV Accident Data – Alaska Department of Transportation; Population Data – Alaska Department of Labor and Workforce Development

<sup>13</sup> National Highway Traffic Safety Administration/National Institute on Alcohol Abuse and Alcoholism, Sentencing and Dispositions of Youth DUI and Other Alcohol Offenses: A Guide for Judges and Prosecutors, Washington, D.C., 2000

Alcohol-related traffic accidents represent a major adverse consequence associated with underage drinking. The rate of accidents involving underage drinking drivers decreased consistently between 1990 and 1993 with a less significant decrease in 1994. The rates were mixed between 1994 and 1998 varying up and down, but varying little between 1994 and 1998. The trend for accidents involving drinking drivers of all ages (39.5% decrease) was similar to that for underage drinking drivers (38.1% decrease). The investigators could find no conclusive information supporting an explanation for the trends. National studies have suggested that similar declines on a national level occurring between 1976 and 1987 are, at least partially, a result of the increase in legal drinking age across the country to 21.<sup>14</sup>

4. Alaska Division of Alcoholism and Drug Abuse – Substance Abuse Treatment Utilization The Division of Alcoholism and Drug Abuse funds and coordinates an extensive substance abuse treatment system serving Alaskans. As a part of their management of this system, they collect data from each funded program that provides information on client characteristics as well as service information. The graph below presents the rate of utilization for youth 17 years of age and younger and for youth 18 to 20 years old. The following table in this sub-section presents the raw numbers of individuals served in each component of care during the period 1992-1998. The nature of this latter analysis prevents using unduplicated clients since individuals may receive treatment in more than one component of care. Since 1992 there has been a slow but steady increase in clients 18 to 20 years old with a more marked increase in those under 18 years of age, both in raw numbers and as a rate per 100,000 population. The treatment capacity of the adolescent residential treatment facilities has remained static through the 1990s.

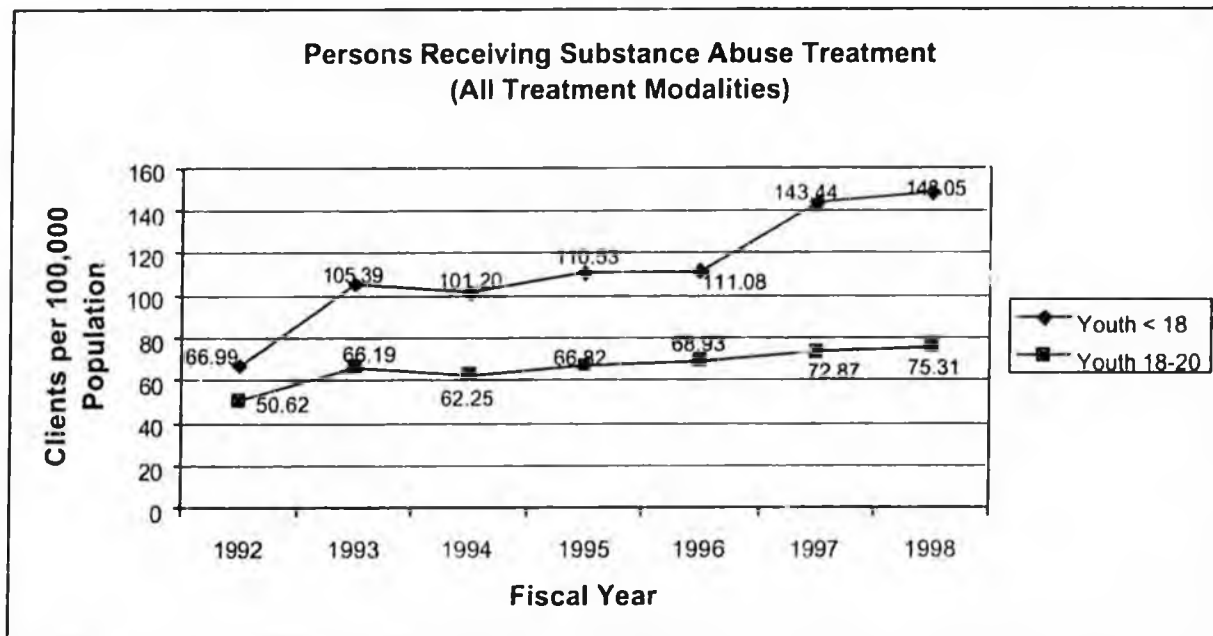


Figure 6 – Youth Receiving Substance Abuse Treatment (includes only programs funded through the division grant process or by direct Budget Request Unit (BRU)); Data Source: Treatment Data – Alaska Division of Alcoholism and Drug Abuse; Population Data – Alaska Department of Labor and Workforce Development

<sup>14</sup> O'Malley, J.L. and Wagenaar, A.C., "Effects of minimum drinking age laws on alcohol use, related behaviors, and traffic crash involvement among American youth: 1976 – 1987," *Journal of Alcohol Studies*, 52 (5): 478-491, 1991