

12054

SENATE

STATE

AFFAIRS

Community	Region	Community Retailer: (entity selling fuel)	Community Retailer Telephone Number:	Heating Fuel #1 Retail Price: (selling price per gallon)	Percent +/- Statewide HF Average (\$3.48):	Gasoline Retail Price: (selling price per gallon)	Percent +/- Statewide Gas Average (\$3.83):	Transport Method:		
Nondalton	South Coastal	City of Nondalton	(907) 294-2235	\$4.75	36%	\$5.25	37%	Barge		
Old Harbor	South Coastal	City of Old Harbor	(907) 286-220	\$3.15	-9%	None Sold	N/A	Barge		
Ouzinkie	South Coastal	Ouzinkie Native Corporation	(907) 680-2208	\$2.91	-16%	None Sold	N/A	Barge		
Port Lions	South Coastal	Kizhuyak Oil Sales	(907) 454-2422	\$3.39	-3%	\$3.57	-7%	Barge		
Saint George	South Coastal	Delta Western	(907) 859-2456	\$3.86	11%	\$3.86	1%	Barge		
Sand Point	South Coastal	Paul Gundersen	(907) 383-2026	\$3.15	-9%	None Sold	N/A	Barge		
Seldovia	South Coastal	Seldovia Fuel and Lube	(907) 234-7622	\$3.15	-9%	\$3.16	-17%	Barge		
Togiak	South Coastal	Togiak Village Corporation	(907) 493-5520	\$4.38	26%	\$4.51	18%	Barge		
Unalaska	South Coastal	Delta Western	(907) 581-1295	\$2.99	-14%	\$3.18	-17%	Barge		
Valdez	South Coastal	North Pacific	(907) 838-8850	\$2.47	-29%	\$2.84	-26%	On-site Refinery		
Angoon	Southeast	Angoon Oil and Gas	(907) 788-3436	\$3.30	-5%	\$3.20	-16%	Barge		
Craig	Southeast	Petro Marine	(907) 826-3296	\$3.10	-11%	\$2.76	-28%	Barge		
Gustavus	Southeast	Gustavus Dray - Gustavus Propane	(907) 697-2481 or (907) 697-2481	\$2.80	-20%	\$3.10	-14%	Barge		
Hoonah	Southeast	Hoonah Trading	(907) 945-3211	\$3.41	-2%	\$3.08	-20%	Barge		

Community	Region	Community Retailer: (entity selling fuel)	Community Retailer Telephone Number:	Heating Fuel #1 Retail Price: (selling price per gallon)	Percent +/- Statewide HF Average (\$3.48):	Gasoline Retail Price: (selling price per gallon)	Percent +/- Statewide Gas Average (\$3.83):	Transport Method:		
Juneau	Southeast	Reliable Oil - Fred Meyer Gas	(907) 586-1490	\$2.94	-16%	\$2.91	-24%	Barge		
Kake	Southeast	Kake Tribal Fuel	(907) 785-3611	\$3.38	-3%	\$3.49	-9%	Barge		
Pelican	Southeast	Lisianski Oil - Pelican Sea	(907) 735-2233 or (907) 735-2204	\$3.47	0%	\$3.69	-4%	Barge		
Petersburg	Southeast	Petro Marine	(907) 772-4251	\$2.96	-15%	\$3.06	-20%	Barge		
Point Baker	Southeast	Point Baker Trading Post	(907) 559-2204	\$4.10	18%	\$4.15	8%	Barge		
Thorne Bay	Southeast	Petro Alaska	(907) 828-3900	\$2.85	-18%	\$2.99	-22%	Barge		
Wrangell	Southeast	Wrangell Oil - Fennemore's Service	(907) 874-3276 or (907) 874-3687	\$3.28	-6%	\$3.55	-7%	Barge		
Akiak	Western	Kokarmiut Corporation	(907) 765-7228	\$3.95	14%	\$4.20	10%	Barge		
Anvik	Western	Deloyges, Inc.	(907) 663-6396	\$3.85	11%	\$5.50	44%	Barge		
Atmautluak	Western	Atmautluak Limited	(907) 553-5539	\$3.05	-12%	\$3.55	-7%	Barge		
Bethel	Western	Crowley	(907) 543-2421	\$3.37	-3%	\$3.61	-6%	Barge		
Brevig Mission	Western	Brevig Mission Native Store	(907) 642-4091	\$3.40	-2%	\$3.80	-1%	Barge		
Deering	Western	Deering IRA	(907) 363-2138 or (907) 363-2157	\$3.50	1%	\$3.60	-6%	Barge		
Emmonak	Western	Emmonak Corp. Tank Farm	(907) 949-1129	\$3.96	14%	\$4.11	7%	Barge		

Community	Region	Community Retailer: (entity selling fuel)	Community Retailer Telephone Number:	Heating Fuel #1 Retail Price: (selling price per gallon)	Percent +/- Statewide HF Average (\$3.48):	Gasoline Retail Price: (selling price per gallon)	Percent +/- Statewide Gas Average (\$3.83):	Transport Method:		
Gambell	Western	ANICA (Gambell Native Store)	1-800-426-2128 or (907) 985-5211	\$3.45	-1%	\$3.79	-1%	Barge		
Golovin	Western	Golovin Public Utilities	(907) 779-3681	\$3.60	3%	\$3.85	1%	Barge		
Grayling	Western	AYL Grayling Fuel Company	(907) 453-5124 or (907) 453-5240	\$4.00	15%	\$5.00	31%	Barge		
Holy Cross	Western	Holy Cross O.L. Company	(907) 476-7155	\$3.70	6%	\$4.25	11%	Barge		
Hooper Bay	Western	Crowley Marine	(907) 758-4007	\$4.00	15%	\$4.16	9%	Barge		
Kaltag	Western	Kaltag Cooperative	1-800-977-9771	\$3.90	12%	\$4.15	8%	Barge		
Kiana	Western	Kiana Traditional Council	(907) 475-2109	\$4.25	22%	\$4.75	24%	Barge		
Kotlik	Western	Kotlik Yupik Enterprises	(907) 899-4013	\$3.50	1%	\$3.98	4%	Barge		
Kotzebue	Western	Kikiktatruk Inupiat Corporation	(907) 442-3211 or (907) 442-3165	\$4.55	31%	\$4.65	21%	Barge		
Koyuk	Western	Koyuk Native Corporation	(907) 963-2424	\$3.55	2%	\$3.78	-1%	Barge		
Kwigillingok	Western	KWIK Marina Inc.	(907) 588-8112 or (907) 588-8313	\$3.40	-2%	\$3.79	-1%	Barge		
Marshall	Western	Masercuq Inc.	(907) 679-6617	\$4.10	18%	\$4.52	18%	Barge		
McGrath	Western	Crowley	(907) 524-3019	\$3.97	14%	\$4.14	8%	Barge		

Community	Region	Community Retailer: (entity selling fuel)	Community Retailer Telephone Number:	Heating Fuel #1 Retail Price: (selling price per gallon)	Percent +/- Statewide HF Average (\$3.48):	Gasoline Retail Price: (selling price per gallon)	Percent +/- Statewide Gas Average (\$3.83):	Transport Method:		
Mountain Village	Western	Azachorak Fuel	(907) 591-2825	\$3.70	6%	\$4.40	15%	Barge		
Noorvik	Western	Morris Trading Company	(907) 636-2161	\$4.49	29%	\$4.68	22%	Barge		
Nulato	Western	City of Nulato	(907) 832-5116	\$3.25	-7%	\$3.75	-2%	Barge		
Nunapitchuk	Western	Nunapitchuk LTD.	(907) 527-5717	\$3.00	-14%	\$3.45	-10%	Barge		
Pilot Station	Western	Pilot Station Native Corporation	(907) 549-1512	\$4.23	22%	\$4.76	24%	Barge		
Quinhagak	Western	Qanirtuuq Corporation	(907) 556-3712	\$3.52	1%	\$3.88	1%	Barge		
Russian Mission	Western	Russian Mission Corporation	(907) 444-5885	\$3.85	11%	\$4.20	10%	Barge		
Saint Michael	Western	Saint Michael Fuel Company	(907) 923-3271	\$3.15	-9%	\$3.50	-9%	Barge		
Savoonga	Western	ANICA (Savoonga Native Store)	1-800-426-2128 or (907) 984-6134	\$3.45	-1%	\$3.79	-1%	Barge		
Scammon Bay	Western	Askinuk Corporation	(907) 556-5411	\$4.10	18%	\$4.15	8%	Barge		
Shishmaref	Western	Shishmaref Native Store	(907) 649-3741	\$2.99	-14%	\$3.39	-11%	Barge		
Sleetmule	Western	Henry Hill Store	(907) 449-4227	\$4.65	34%	\$5.25	37%	Barge		
Stebbins	Western	Tapraq Fuel Company	(907) 934-2400	\$3.25	-7%	\$3.40	-11%	Barge		

Community	Region	Community Retailer: (entity selling fuel)	Community Retailer Telephone Number:	Heating Fuel #1 Retail Price: (selling price per gallon)	Percent +/- Statewide HF Average (\$3.48):	Gasoline Retail Price: (selling price per gallon)	Percent +/- Statewide Gas Average (\$3.83):	Transport Method:		
Teller	Western	City of Telle	(907) 642-3401	\$4.02	16%	\$3.91	2%	Barge		
Toksook Bay	Western	Nunakauiak Yupik Corporation	(907) 427-7928	\$4.26	22%	\$4.55	19%	Barge		
Tuntutuliak	Western	Qinarmut Corporation	(907) 256-2315	\$3.95	14%	\$4.18	9%	Barge		
Unalakleet	Western	Unalakleet Native Corporation	(907) 624-3411	\$3.15	-9%	\$3.50	-9%	Barge		
Upper Kalskag	Western	City of Upper Kalskag	(907) 471-2220	\$4.25	22%	\$4.25	11%	Barge		
Wales	Western	Wales Native Store	(907) 664-2138	\$3.80	9%	\$4.07	6%	Barge		
White Mountain	Western	White Mountain Native Store	(907) 638-2210	\$3.09	-11%	\$3.39	-11%	Barge		

## Energy Price Impacts on the U.S. Economy

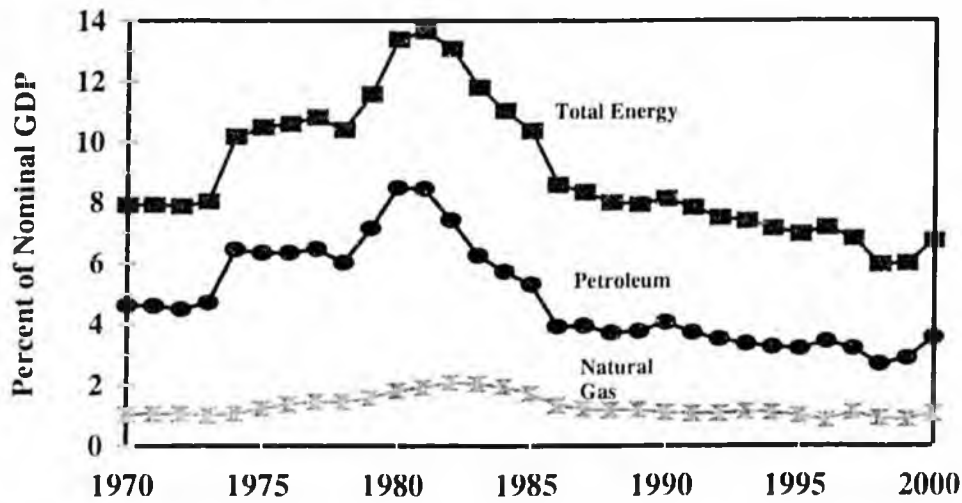
### What has happened to the share of energy in the U.S. economy since the early 1970s?

- Prior to the embargo of 1973-74, total energy expenditures constituted 8 percent of U.S. gross domestic product (GDP), the share of petroleum expenditures was just under 5 percent and natural gas expenditures accounted for 1 percent. The price shocks of the 1970s and early 1980s resulted in these shares rising dramatically to 14 percent, 8 percent, and 7 percent respectively, by 1981. Since that time, the shares have fallen consistently over the last two decades to current levels of about 7 percent for total energy, while petroleum has fallen even further to 3.5 percent and natural gas to just over 1 percent. The shares were lower during 1998, when oil and natural gas prices were lower, but have risen recently in response to higher oil and natural gas prices. (Figure 1)
- Part of the reason for the overall decline in the energy shares is the decline in the world oil price from its peak in 1981. The other reason is the steady decline in energy intensity, measured by energy consumption per dollar of GDP. This ratio has declined due to structural shifts in the economy and improvements in energy efficiency. (Figure 2)
- Although the U.S. has reduced its use of petroleum as a share of its economy, there is a growing dependence on imported oil. In 1973, net imports of petroleum made up 35 percent of petroleum product supplied (consumption). For 2000, this share has risen to over 50 percent and is expected to reach 64 percent by 2020. (Figure 3)

### What does history tell us about how energy prices affect the economy?

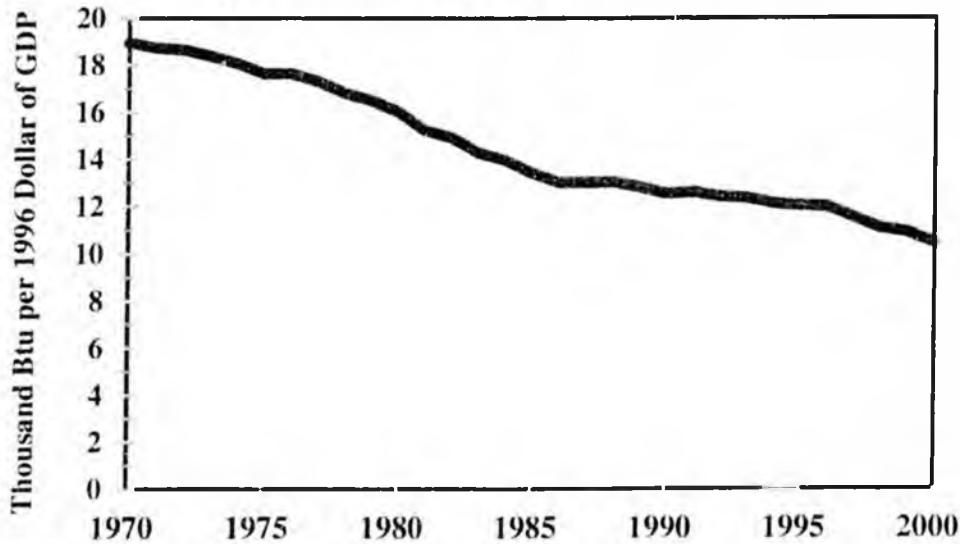
- Viewed from a long-term perspective, inflation, measured by the rate of change in the consumer price index (CPI), tracks movements in the world oil price. Not only do oil and other energy prices constitute a portion of the actual CPI, but downstream impacts on other commodity prices will have a lagged effect on the CPI inflation. (Figure 4)
- Looking from the 1970s forward, there are observable, and dramatic changes in GDP growth as the world oil price has undergone dramatic change. The price shocks of 1973-74, the late 1970s/early 1980s, and early 1990's were all followed by recessions, which have then been followed by a rebound in economic growth. The pressure of energy prices on aggregate prices in the economy created adjustment problems for the economy as a whole. (Figure 5)
- In the past year, forecasters have acknowledged that higher energy prices can become a drag on the overall economy. Initially, overall CPI inflation was still very low, principally because inflation in commodities other than energy and agriculture was extremely low. However, the sustained high level of oil prices has begun to effect core inflation (minus energy and food) through continued pressure on prices of other commodities, in the United States and worldwide. And as historical events suggest, a downward adjustment in the growth of economic activity might be expected. In 1999, the inflation rate for the Consumer Price Index (All Urban Consumers) was 2.2 percent and the core inflation rate was 2.1 percent. However, during 2000 the CPI inflation rate rose to 3.4 percent, led by energy prices. Moreover, the core inflation rate also rose to 2.4 percent. The economy was no longer able to absorb the energy price rise, and higher energy prices began to affect prices of other goods and services. (Figure 6)

**Figure 1. Energy Expenditure Share of the Economy**



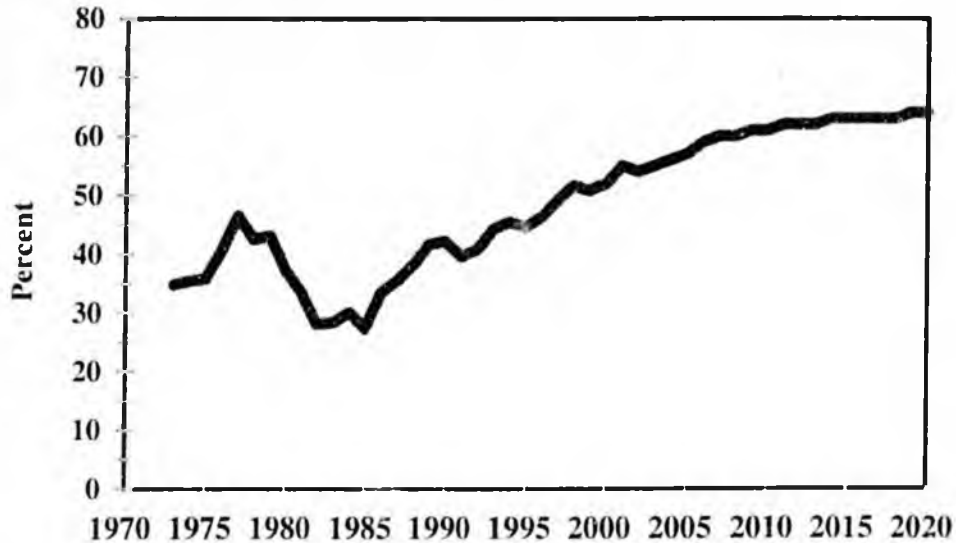
Sources:  
 State Energy Price and Expenditure Report 1997, Energy Information Administration, Aug. 2000;  
 Annual Nominal GDP Data from the Bureau of Economic Analysis found at <http://www.bea.doc.gov/bea/dn1.htm>  
 Annual Energy Outlook 2001, National Energy Modeling System run AEO2001.d101600a.

**Figure 2. Energy Consumption per Dollar of GDP**



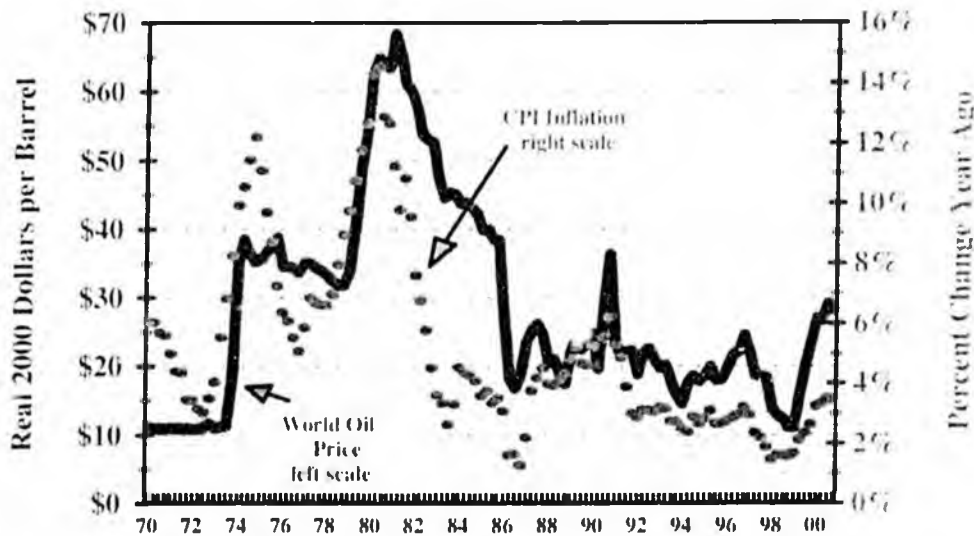
Sources:  
 Monthly Energy Review, January 2001, Table 1.8  
 Annual Energy Outlook 2001, National Energy Modeling System run AEO2001.d101600a.

**Figure 3. Net Import Share of Petroleum Consumption**



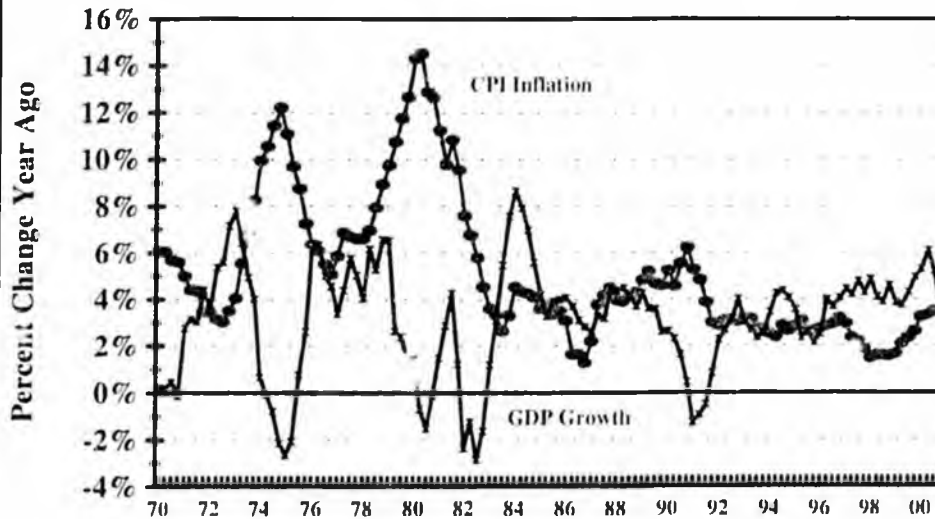
Sources:  
 Monthly Energy Review, January 2001, Table 1.8  
 Annual Energy Outlook 2001, National Energy Modeling System run AEO2001.d101600a.

**Figure 4. Movements in the World Oil Price and Inflation**



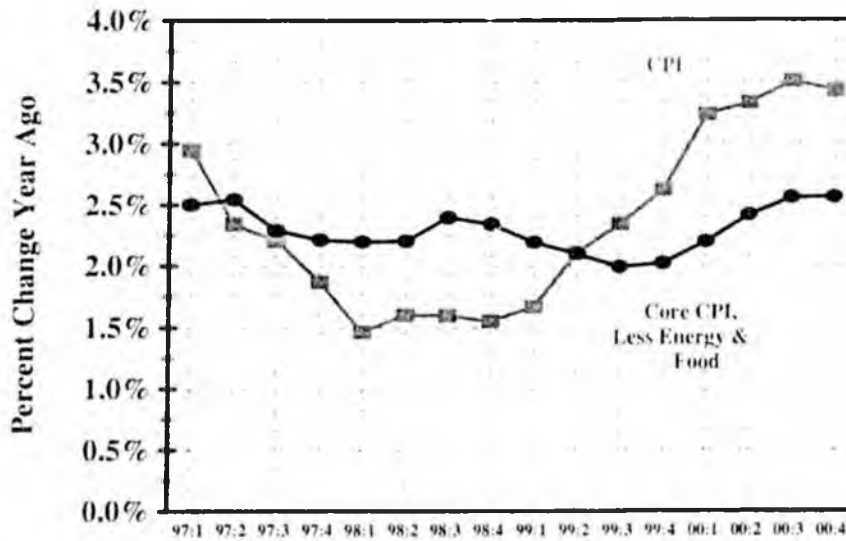
Sources:  
 CPI: Bureau of Labor Statistics at <http://stats.bls.gov/iphone.htm>  
 World Oil Price: Refiner Acquisition Cost for Imported Oil: Energy Information Administration,  
 Monthly Energy Review at <http://www.eia.doe.gov/mer/contents.html>

**Figure 5. Movements in Inflation and GDP Growth**



Sources  
 CPI: Bureau of Labor Statistics at <http://stats.bls.gov/cpihome.htm>  
 GDP: Bureau of Economic Analysis at <http://www.bea.doe.gov/bea/div/st-tabs.htm>

**Figure 6. CPI & Core Inflation**



Sources  
 CPI and Core CPI: Bureau of Labor Statistics at <http://stats.bls.gov/cpihome.htm>

**How are these events shaping the forecast of economic growth for the near term?**

- Most forecasters are suggesting that a soft-landing for the economy is probable, with a significant reduction in expected growth in the next year, but with no recession. The table below shows forecasts for the year 2001 from four groups. The forecasts done in January for the year 2001 indicate expected growth in the 2.4 percent to 2.8 percent range, clearly less than the growth of 5.0 percent that took place in 2000. Note however, that the DRI, WEFA and EIA forecasts prepared one month earlier in December, projected higher growth for the year 2001 than the forecast in January. Forecasts in February and March revised projected growth further downward because of the trends indicated by new data.

<b>Comparison of Forecasts for the Growth Rate of Real GDP for 2001</b>				
	December 2000	January 2001	February 2001	March 2001
Standard&Poor's DRI	3.1	2.5	2.1	1.7
The WEFA Group	3.0	2.8	2.0	1.8
EIA, Short-Term Energy Outlook (STEO)*	3.2	2.6	2.2	1.9
Congressional Budget Office		2.4		

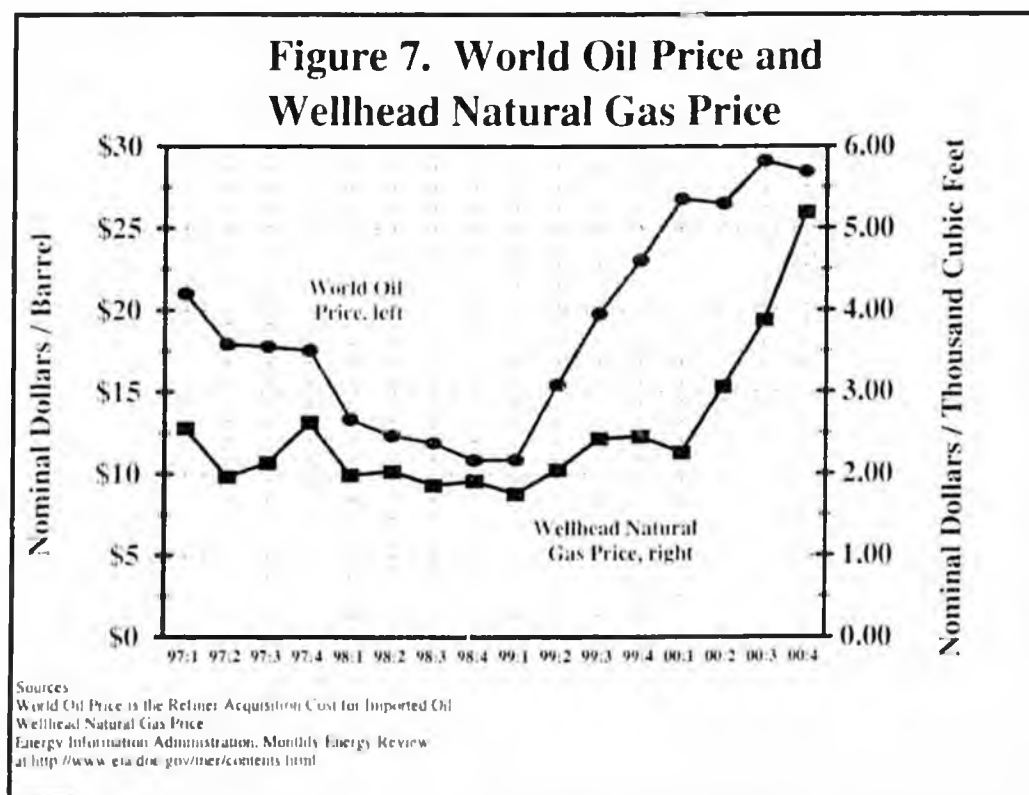
\* Since the EIA forecast is a modified version of the DRI forecast, the date for the EIA forecast is the month of preparation of the macroeconomic forecast and matches up with the vintage of the DRI and other forecasts. The STEO based on this macroeconomic forecast is released one month later when the energy forecast is complete. The March forecast of 1.9 percent GDP growth will support the April STEO.

Sources:  
 - Standard&Poor's DRI, *The U.S. Economy*, issues 2000/12, 2001/1, 2001/2 and 2001/3  
 - WEFA, *US Outlook*, issues December 2000, and January, February and March 2001,  
 - Energy Information Administration, *Short-Term Energy Outlook*,  
<http://www.eia.doe.gov/emcu/steo/pub/contents.html>  
 - Congressional Budget Office, <http://www.cbo.gov/showdoc.cfm?index=2727&sequence=3>

- It is important to note that, while energy prices and events have contributed to the slowdown, there are many other events that have affected the economy in the past two years. For example, between June of 1999 and May of 2000, the Federal Reserve Board's Federal Open Market Committee made a number of upward adjustments in the federal funds rate citing concern about the risk of rising inflation while providing for sustainable economic growth. In total, the federal funds rate rose by 175 basis points during this period. In January of 2001, the Federal Reserve Board expressed concern about weakening sales and production, lower consumer confidence, tight conditions in some financial markets, and high energy prices sapping household and business purchasing power. In response to these conditions, the Federal Reserve Board twice lowered the federal funds rate in January by 50 basis points for a total reduction of 100 basis in one month. In March the federal funds rate was lowered another 50 basis points.

## How has the economy reacted to the volatile energy prices of the past four years?

- Most of the recent concern about energy prices has focused on their rapid rise beginning in the second quarter of 1999 to the present, with less attention given to the decline in energy prices during 1997 and 1998. Looking back to the first quarter of 1997(1997:1), the world oil price expressed in nominal dollars per barrel fell from \$21.02 to a low of \$10.86 in the first quarter of 1999. Then, in the second quarter of 1999, the world oil price began to rise dramatically, ultimately almost tripling to a high of \$29.11 in the third quarter of 2000. The path for the wellhead natural gas price was less volatile than for oil between 1997:1 and 2000:1, fluctuating between a high of \$2.63 per thousand cubic feet to a low of 1.76. However, beginning with the second quarter of 2000, the wellhead natural gas price increased dramatically. From the first quarter to the second quarter of 2000, the wellhead natural gas price rose from \$2.26 to \$3.06 and by the fourth quarter to \$5.19 per thousand cubic feet. (Figure 7)

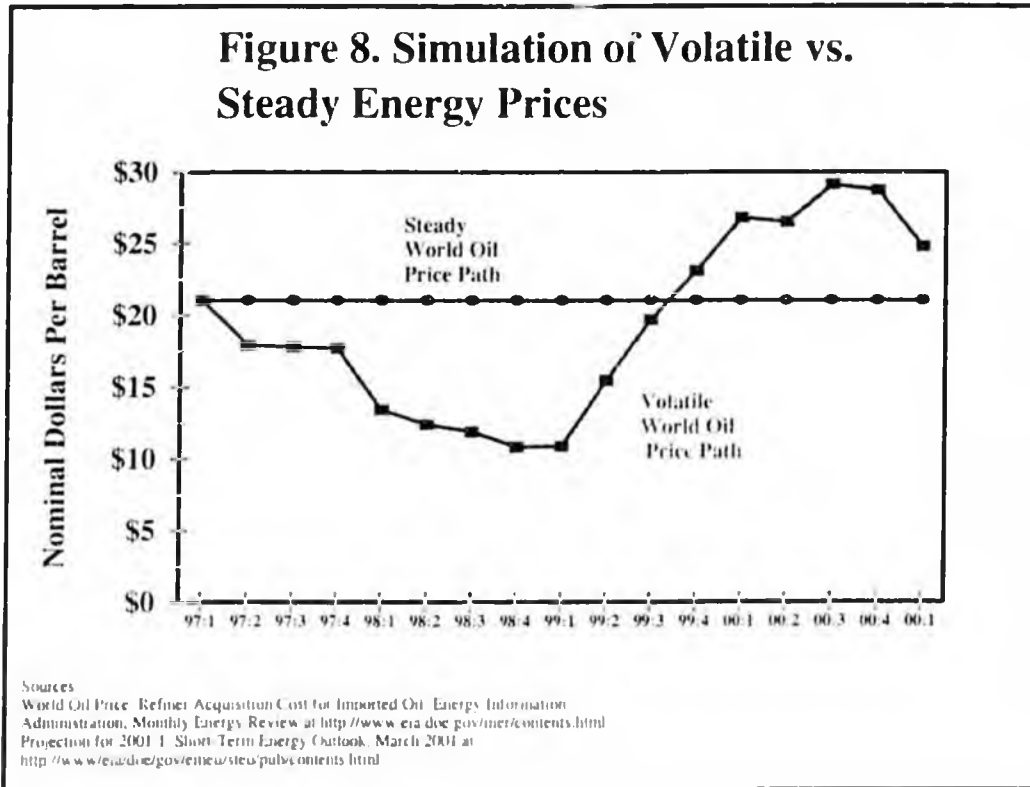


- Each of these events — first falling, then rising energy prices — undoubtedly had effects on the growth of the economy. To assess the economic impacts of these rapidly changing energy prices, EIA compares two cases:

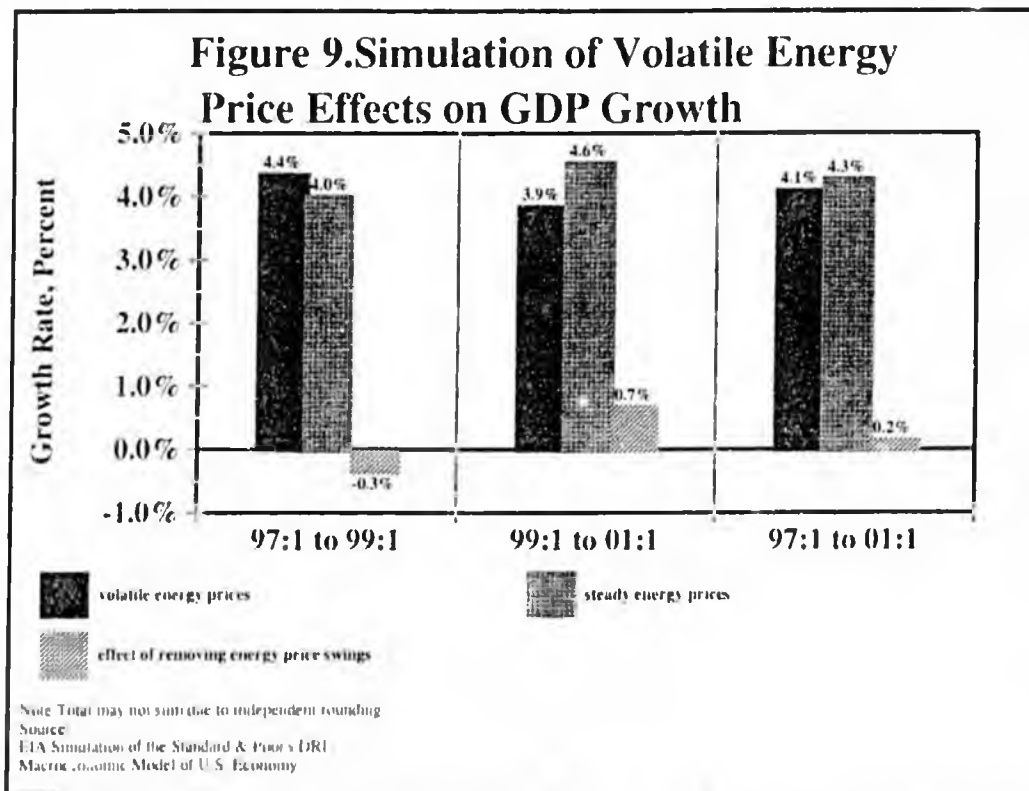
(1) the Volatile Energy Price case mimics the energy price percent changes seen from the period between 1997:1 to 2001:1. This includes the prices movements for petroleum, natural gas, coal and electricity; and

(2) the Steady Energy Price case assumes steady energy prices throughout the four-year period.

Figure 8 shows the alternative paths for the world oil price. Other energy prices were done in a similar fashion.



- The experiment asks the question “ If energy prices remained steady throughout the four-year period from 1997:1 to 2001:1, what impact would this have had on the growth of the economy?”
- Two distinct patterns emerge. During the two-year period from 1997:1 to 1999:1, falling energy prices boosted the economy. If energy prices remained steady over this period instead, the growth rate of GDP may have been reduced by 0.3 percentage points (Figure 9). However, during the next two-year period from 1999:1 to 2001:1, energy prices first rose dramatically, then began to decline again. If this rapid rise in energy prices had not occurred, there may have been as much as 0.7 percentage points of additional GDP growth. Over the entire four-year period, a steady energy price path could have potentially boosted GDP growth by 0.2 percentage points. In interpreting these values, keep in mind that any attempt to make a judgement about what might have occurred in the past based on an hypothetical experiment, cannot fully account for the dynamic events which shape history. Nonetheless, such an experiment can help to provide insights about the likely direction and potential magnitude of impact.
- Volatility matters for all consumers and producers in the economy. Business firms, both energy and non-energy, make investment decisions based on expectations about prices. If decisions are made on the expectation of low (or high) energy prices, and the energy market varies sharply from these expectations, firms may make inappropriate investment and business decisions. Even



those firms that expect volatility may be adversely affected by simply putting off a decision until the market is more stable. Consumer purchases of housing and consumer durables such as autos and appliances are also affected by instability in energy markets. The economy would most likely perform better with stable or predictable energy prices, than when the price of energy fluctuates greatly.

### **How will oil price movements affect other countries?**

- Similar to the U.S., all countries stand to experience higher inflation due to rising oil prices. While the U.S. has been successful in reducing its dependence on oil from a consumption-per-unit of output perspective, this is not the case in many other countries, where oil use is key to their developing industrial and transportation sectors. Moreover, for the U.S., the net import share of total oil consumption is above 50 percent, and this share is expected to rise steadily in the future. Other countries face the same prospect. Higher oil prices have direct and dramatic effect on the trade patterns between countries. Here, trade in oil is just one side of the story. As higher oil prices get translated into higher commodity prices, there are likely to be changes in the prices of non-energy exported and imported goods which will affect trade beyond just the oil accounts.

Contacts: Ronald Earley (rearley@eia.doe.gov, 202/586-1398)  
Kay Smith (ksmith@eia.doe.gov, 202/586-1455)

**SB**

**215**

# STATE OF ALASKA

DEPT. OF HEALTH AND SOCIAL SERVICES

OFFICE OF THE COMMISSIONER  
FINANCE AND MANAGEMENT SERVICES

FRANK H. MURKOWSKI, GOVERNOR

P.O. Box 110650  
Juneau, AK 99811-0650  
Phone (907) 465-3082  
Fax (907) 465-2499

February 6, 2006

The Honorable Gene Therriault, Chair  
Senate State Affairs Committee  
Alaska State Capitol, Room 119  
Juneau, AK 99801-1182

Dear Senator Therriault:

Please find our response below to questions raised at the Senate State Affairs meeting on SB 214/25 and Low Income Heating and Energy Assistance Program on January 26, 2006:

- ***Eligibility Criteria - We need to define what the federal requirements are and if we have the flexibility to change the Federal Poverty Level (FPL) we are using in Alaska. If so, what is process, timing etc? Also, what impact would this have, i.e. if we were able to go to 200% of FPL, what is minimum income standard etc?***

LIHEAP/HAP is not the best vehicle to deliver the type of \$250 per person benefit that is being proposed in SB 214/215.

- The eligibility system that we use for heating assistance calculates benefits differently for each community, and by household not by individual.
- The system would not permit issuance of a benefit to a household that exceeded the currently established income limit.
- The program could not easily bring up such a different program component and integrate it into HAP. Programs run by Tribal organizations may have similar difficulty.

It would take several months to gear up, train staff, alter systems, and print forms etc., so relief for this heating season is unlikely using the HAP.

If it were decided to supplement LIHEAP federal funding with state funds and issue the energy dividend on an income-tested basis, the state can define eligibility standards. As noted, prompt service delivery is difficult because of the program changes that would be needed, and the effort it takes to process the volume of applications received.

The minimum standard for LIHEAP eligibility is 110% of the FPL for Alaska. Our approved state plan is for 150%.

HH Size	Gross Monthly Income
1	1,494
2	2,004
3	2,514
4	3,024
5	3,534
6	4,044

The Tribal organizations do not share all the details of their program eligibility with us. We believe that most are using 150% of the Alaska FPL and a couple may be using 60% of median income, the maximum allowed by LIHEAP. (It is higher only for some of the smaller household sizes, and the two standards are fairly close to one another.)

➤ *This question is two part:*

*a. Will the \$250.00 payment proposed in the bill impact recipient's eligibility for other assistance programs?*

It may depend on the source of the funds, and how treatment of the payments is defined in the statute. If it is a permanent fund dividend distribution, it could be excluded under existing PFD hold harmless provisions and process. If that were the case it would not affect individual benefits.

Alaska Temporary Assistance Program has flexibility to exclude the payment. (May require revised regulation)

Medicaid Program can exclude the PFD as income

Adult Public Assistance Program would treat it like PFD payments (this also generates a related SSI replacement hold harmless cost)

Heating Assistance Program excludes PFD payments as income

Food Stamp Program would exclude as a non-recurring lump-sum payment. However, anyone who retained the money would have it considered a countable asset at the time of application or recertification, which would generate some hold harmless cost. This impact would be mostly in the month of issuance of the payments. We have not figured an immediate projection on this item.

The department is currently working on fiscal notes to determine the increase in the hold harmless cost and the general fund savings for APA being proposed in SB 214/215.

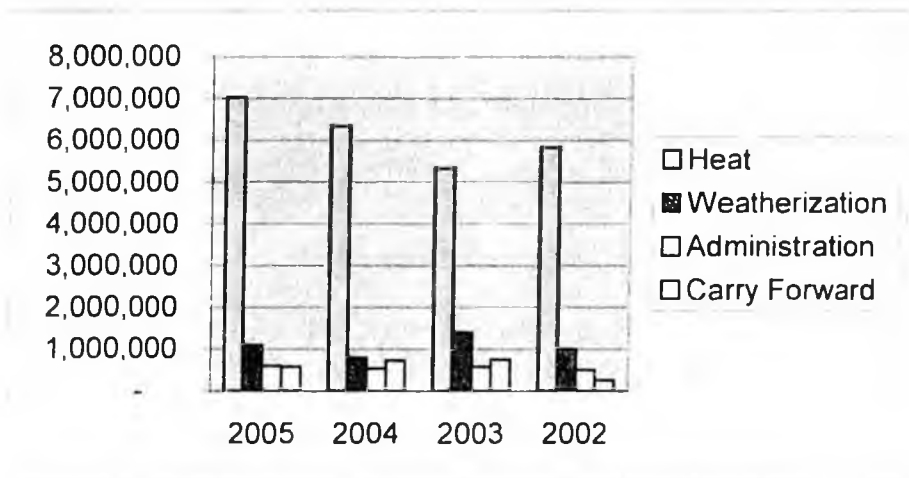
*b. Will the FY06 LIHEAP supplemental payments impact recipients' eligibility for other assistance programs?*

No. LIHEAP benefits are excluded as income under all our public assistance programs.

- *Explain the difference between the state criteria and the Tribal entities criteria and the difference between those Tribal organization providers eligibility.*

The Tribal organizations do not share all the details of their program eligibility with us. We believe that most are using 150% of the Alaska FPL and a couple may be using 60% of median income, the maximum allowed by LIHEAP. (It is higher only for some of the smaller household sizes, and the two standards are fairly close to one another.)

- *Breakdown of LIHEAP Program Costs FY02-FY05*



- *FY05-FY06 LIHEAP Funding Information*

	DHSS	Tribal	Alaska Total
FFY 05 Federal LIHEAP Funds	8,338,392	3,558,669	11,897,061
FFY 06 Federal LIHEAP Funds	7,833,523	3,437,732	11,271,255
Supplemental FY 06 GF Request	5,925,920	2,874,080	8,800,000

*\*The FFY06 Federal LIHEAP Funds include the federal base funding along with the contingency funds allocated as of January 5, 2006*

The contingency release on 1/5/06 was for a national total of \$100 million, from which Alaska received \$566,940.

Please contact me at 465-1630 if you have additional questions regarding this request.

Sincerely,

Janet Clarke  
Assistant Commissioner

cc: Senator Thomas Wagoner, Vice-Chair, Capitol Building, Room 427  
Senator Charlie Huggins, Capitol Building, Room 417  
Senator Bettye Davis, Capitol Building, Room 11  
Senator Kim Elton, Capitol Building, Room 115  
Karleen Jackson, Commissioner  
Sherry Hill, Special Assistant  
Kitty Farnham, Director, Division of Public Assistance  
Laura Baker, Budget Chief, Finance and Management Services

Log 25/2006

# Alaska State Legislature

SENATOR  
**GENE THERRIAULT**

Mailing Address  
119 N. Cushman, Suite 101  
Fairbanks, Alaska 99701  
(907) 488-0857  
Fax (907) 488-4271

While in session  
State Capitol  
Juneau, Alaska  
99801-1182  
(907) 465-4797  
Fax: (907) 465-3884  
SENATE DISTRICT F

Senate

## Senate Bills 214 and 215

### Background

During the fall of 2005 I participated in two public forums in Interior Alaska discussing the approaching winter season and the impact on individual Alaskans from high-energy costs.

At the first meeting fuel oil distributors and lenders in the interior market attended. The members of the Interior Delegation who were in attendance that day heard concerns from the distributors that a growing number of their customers were likely to be unable to pay their monthly fuel bills and they as independent businesses would not be able to carry these unpaid accounts on their books. After I prompted some discussion on the current low income heating assistance program the response back from the distributors was that they feared there would be many households that did not qualify for the (LIHEAP) (Low Income Energy Assistance) program and were struggling to cover their energy costs.

The second forum was a radio call in program where much of the discussion centered on energy costs. One caller suggested that the state should sell its oil resources below market value to lower energy costs to citizens. After I had discussed the constitutional prohibitions such actions and the impact it would have on the permanent fund, the caller challenged me to propose a way to give Alaskans assistance to mitigate the rapid escalation of energy costs. The result of those meetings and subsequent discussions in my office was the introduction of SB 214 and SB 215.



## Alaska State Legislature

**Senate Majority** Web: [www.akrepublicans.org](http://www.akrepublicans.org)

**Sponsor:** Senator Albert Kookesh  
**Sponsor:** Senator Gene Therriault  
**Current Version:** SB 215  
**Contact:** Dave Stancliff, 465-4798

### Fact Sheet for: Senate Bill 215

#### Summary:

- Establishes an energy dividend program to pay \$250 to each individual who was eligible for a 2005 permanent fund dividend.
- Disburses payments in the same manner as payments of the 2005 permanent fund dividend.
- Applies provisions of the permanent fund dividend program and other laws applicable to 2005 permanent fund dividends to energy dividends.

#### Benefits:

- Helps offset the soaring costs of energy.
- Helps mitigate the unexpected drawdown in both the economy and the budget of individual Alaskans due to the sudden and unprecedented rise in energy costs.
- Maximizes state dollars by distributing funds through the state's PFD system, cutting down on the bureaucracy needed to process payments.

#### Background:

- The Department of Revenue reports more than \$3.4 billion in oil revenues in 2005. While high energy prices are bolstering state coffers, they are taking their toll on Alaska residents, who have paid up to \$5.40 for a gallon of heating fuel in one village. Along with SB 214, which appropriates the funding for the energy dividend program, SB 215 provides a mechanism for returning a small portion of oil windfalls to residents.

TO: Senator Gene Therriault  
 FROM: Citizens of Nulato  
 DATE: November 21, 2005  
 SUBJECT: 2006 Supplemental Energy Dividend Bill

\*\*\*\*\*

During 2005 while the State of Alaska earned well over \$1 billion from the oil industry, everyone else throughout Alaska experienced rising fuel costs that caused municipalities to shutdown, strained the working man's budget, all this and more while the state's coffers were consistently added to.

It's time that the State of Alaska consider the distressing conditions of its citizens, especially those in the rural villages who are burdened with \$5.00 to \$10.00 per gallon of gas.

As the 2006 Legislature gets underway in January, 2006, your first order of business must be to pass a Supplemental Energy Dividend Bill, payable to every Alaskan who received a 2005 Permanent Dividend Check.

A \$500.00 supplemental dividend check for 2006 will help alleviate the Alaskan's financial woes and help them meet their energy expenses.

Signed by the Citizens of Nulato

PRINTED NAME:

SIGNATURE:

Walter Peter	Walter Peter
WALTER STECKMANN SR	Walter Steckmann Sr
HARRY DEMOSK	Harry Demosk
Cernon A Madres Sr.	Cernon A Madres Sr
Doug Patsy	Doug Patsy
Ross Moses	Ross Moses
George Agnes SR	George Agnes Sr.
Christopher Stanley	Christopher Stanley
Lisa Patsy	Tim Patsy
Shirley Moses	Shirley Moses
Ladean Ambrose	Ladean Ambrose

PRINTED NAME:

SIGNATURE:

Jeanie Nickoli	Jeanie Nickoli
Gloria L. Patsy	Gloria L. Patsy
Shirley Kriska	Shirley Kriska
Josephine McEnty	Josephine McEnty
RUTH A. MADROS	Ruth A. Madros
Berchmen Esmailka	Berchmen Esmailka
Rita Demeski - Painter	Rita Demeski - Painter
Marlene Marshall	Marlene Marshall
Jim Bob Webb	Jim Bob Webb
Corine Stickman	Corine Stickman
J. Demeski	J. Demeski
LAWANA SOMMER	LAWANA SOMMER
Mayana Patsy	Mayana Patsy
Eileen M. Stickman	Eileen M. Stickman
Hazel D. Puzinta	Hazel D. Puzinta
Kathleen M. Sam	Kathleen M. Sam
Eddie Hildebrand	Eddie Hildebrand
Flora Esmailka	Flora Esmailka
Clara Demeski Sr	Clara Demeski Sr
Carole ESMAILKA SR	Carole Esmailka SR
Tahira Sommer Sr	Tahira Sommer Sr
Ronald J. Peters Sr	Ronald J. Peters Sr
Rose D. Puzinta II	Rose D. Puzinta
Walter J. Madros	Walter J. Madros
Robert Ruzicka	Robert Ruzicka
Virginia Patsy	Virginia Patsy
EDWARD DEMESKI	Edward Demeski
George Esmailka	George Esmailka
Howard Esmailka	Howard Esmailka
Michael W. Silas	Michael W. Silas

PRINTED NAME:

SIGNATURE:

Karen M. M... FRED SIMMER SR. Frank Ed Frank G Ida Demoski ADOLPH C FALKOWITZ Randy Demoski Flora Nickoli Carl Nickoli Mary D. Stickman Michael J. Stickman Bernard Hildebrand Elizabeth Hildebrand Martina Ekada Colleen Stickman  Pat T. D... Aphonsus A. Peters William P. Hartness Charles Spear Victor Alex... Jr Judy A. Madrus Joyce METSA Melanie Hibbert Margitta Demoss GLORIA ZIEBELL Jessica Lohmer Nathan Ekada Sophie P... Luphine London Ann L. ... Mary N. Madros	Karen M. M... Fred Simmer Sr. Frank Ed Frank G Ida Demoski Adolph C Falkowitz Randy Demoski Flora Nickoli Carl Nickoli Mary D. Stickman Michael J. Stickman Bernard Hildebrand Elizabeth Hildebrand Martina Ekada Colleen Stickman  Pat T. D... Aphonsus A. Peters William P. Hartness Charles Spear Victor Alex... Jr Judy A. Madrus Joyce Metsa Melanie Hibbert Margitta Demoss Gloria Ziebell Jessica Lohmer Nathan Ekada Sophie P... Luphine London Ann L. ... Mary N. Madros
---	---



State of Alaska  
Legislative Members  
Juneau, AK.

Subject: Budget Considerations/Priorities.  
Reference: Denali Park North Access and Stampede Road Projects.

Dear *Sen. Tom Herliault*

I have attended several meetings in reference to studies/updates on the proposed Denali Park Northern Access Route via Stampede road. I do not criticize the concept of a Northern access to Denali. As a matter of fact, I embrace it. I simply think that the Stampede route is too restrictive and not very well thought out. A majority of the Denali Borough is opposed to the Stampede route.

It seems there has been no thought given to the town of Healy. What will Healy become in 5, 10, 15, 20, or even 50 years? Is there any projected size or direction of Healy's growth? Due to its geographical location, Healy has to grow to the North when it grows, and growth will surely happen. Healy, and the Denali Borough, are both in their infancy, but not for long.

Since the Parks Highway is the major North/South route between Fairbanks and Wasilla, is there a projection of its increase in size/width? Will it become a multiple lane, limited access road, requiring frontage roads in the Healy area?

If Stampede is selected as the northern access route, will it soon be in the middle of a city center? Will it become the source of congestion that it is proposed to eliminate? I don't think residents are willing to blindly follow legislators that have not considered probable future growth issues, especially when those legislators do not live or work in this area themselves.

The more tourist industries grow, the more support elements will be required. More support elements could be located in Healy, giving us good growth possibilities for business development and better job opportunities for local residents.

Why would you want to strangle us to death, by restricting growth potential, in any way? Denali National Park borders stampede road on three sides. This pretty much limits business growth to tour companies. Tour companies, who take the profits made and go home, leaving a ghost town, for all but four months of the year. Can't we do better than that?

Even if the expansion is for only four or five months, what services will be required by the Denali Borough and/or the Healy area? Must we provide 24 hour medical, fire, and emergency services? Is there a need to identify and site refuse disposal facilities? Or, is what we now have, sufficient for the next 30 years? Do we need water and/or sewage treatment plants to accommodate an ever-increasing population, both seasonal and permanent? Do laundry/shower facilities need to be increased from current levels? Do we need motor home, bus, and/or car wash facilities? How about a bank, a supermarket, a hardware store, or automotive maintenance facility?

Perhaps a cold storage facility to make storage/access to supplies more readily available to tour companies, as well as local businesses and residents, in a more economically feasible situation than we already have? We certainly have close enough proximity to the railroad, which could be utilized to service such a facility. Would this reduce some of the truck traffic on the Parks Highway?

Have you even asked ANY of these questions before you voted for approval of this project? As the project is currently funded, there would be zero benefits to the local residents. Experience base for tourists would not be realized. No relief for traffic congestion at the current park entrance would be forthcoming. There would be little, or no, natural resource development opportunities.

One thing is for sure. There would be no additional monies approved for maintenance budgets for local D.O.T. facilities. You folks are always real quick to cut maintenance budgets, (except for education). You took additional funds for education from the permanent fund, but you don't even concern yourselves with the fact that school busses can't safely pick up children for school. School bus stops and turn-a-rounds are not plowed and/or sanded BEFORE busses are on routes. If education is really important enough to tap the permanent fund, would it not follow that safety of the students (and teachers) should be considered, to and from the schools? The permanent fund is there for the good of all residents of the state of Alaska. It is not there just for a



dividend check. Heck...I'd give it back if our community could benefit, as a whole, under a leadership of wisdom.

This state builds all kinds of nice rest facilities along the Parks Highway. They must be built for the tourists, because when the tourists are gone, these facilities are locked up, closed down, and few are even plowed out. They are not opened until the following spring. So, for seven months, or so, there are no facilities available to resident/local night travelers. If you need to use a bathroom at night, there is nothing open from Fairbanks to the Veterans Memorial! It would seem the five million dollars earmarked for the Stampede project, could be better spent lighting, heating, cleaning, and plowing all the rest areas. It would sure be nicer, (and less of a health hazard) than having to clean up feces, underwear, handkerchiefs, T-shirts and toilet paper, at the ends of our driveways and /or the few pull outs that are open.

You folks that live in the city are way out of touch with the reality of rural Alaska, (which, by the way, is the biggest part of this state)! It seems that personal gain and greed are a driving force behind all of our legislative actions for some reason. You guys took the longevity checks from our pioneering seniors. That debt would have been reduced every year by attrition alone, and would ultimately be gone. Yet you took this small check from them on the premise that it was so small, they didn't need it anyway. Then, you voted yourselves a big fat raise. Evidently, the budget was not really a concern, as was stated.

Governor Murkowski bought himself a private jet that can't even be landed at most of the airports in Alaska, especially not at most of the villages. Taxpayers furnish a house in Anchorage, for him, because he may need to be close to his doctor. How is he, or any of you, more important than any other Alaska resident? I think the concept of REAL leadership was lost somewhere along the way. There are no Generals leading charges anymore. None of our leaders go without food or water to make sure that their people have plenty. Where have we gone wrong? Has God decided who should have enough to eat and a place to live, or is it a genetic predisposition among our "leaders"? Leaders are our legislators, at all levels of government. Recent Emergencies have proven that a large gap exists, especially between Republicans and everybody else. Things have gone very wrong over the 60 years that I have been alive. Ethics no longer have any relationship with humanities and moral issues.

My first thought when I heard about the five million dollars for the Stampede extension was, "I wonder how many legislators, or their families/friends own or have interests in property or businesses that would benefit from this project?"


My second thought is that, "It makes no sense to throw five million dollars at a project that could not achieve any of the stated goals, unless it's just a 'foot-in-the-door' and an excuse to not consider any of the alternate routes."

Please don't cram this project down our throats! Especially when you are not prepared to fund the project in its entire scope. Allow us to grow and have some say in our future. This is our home! We'll have suggestions and questions that you won't even think of/about.

Please review your decisions and look at the proposed alternate routes for the Parks North Access. Wouldn't it be nice if the access route could do double duty by opening up state and Native lands, and provide access to villages like McGrath, Lake Manchumina, and others? The Stampede route would provide no possibility of such potential year round access.

I do apologize for expressing so much grief and frustration with the actions of current officials in our government, but I needed to get it said. Perhaps you can be a part of the solution, rather than a part of the problem. I pray that this can be so!

Respectfully,



Charles L. Saylor  
HC 1, Box 3780  
Healy, A. 99743



State of Alaska  
**Department of Health & Social Services**

**Frank H. Murkowski**  
Governor  
P.O. Box 110001  
Juneau, Alaska 99811-0001  
**FACT SHEET**



**Karleen Jackson**  
Commissioner  
**907-465-3030**  
**FAX: 907-465-3068**  
[www.hss.state.ak.us](http://www.hss.state.ak.us)

**December 6, 2005**

## **Heating Assistance Program Funding**

### **What is the Heating Assistance Program?**

- The Heating Assistance Program (HAP) provides assistance to low-income households to offset the cost of home heating.
- The program is 100 percent federally funded by the Low-Income Home Energy Assistance Program (LIHEAP) block grant.
- The Heating Assistance Program accepts applications from September 1 through April 30, and begins issuing benefits on November 1. An eligible household will receive one heating assistance grant during this period. The grant is typically paid to the home energy vendor and reflected as a credit on the customer's account.
- Congress is expected to fund LIHEAP in FY 2006 at the same level as FY 2005, a total of \$11.9 million for Alaska's state and tribal LIHEAP.

### **Issues**

- The Governor is requesting \$8.8 million in state funds in fiscal year 2006 to supplement the LIHEAP funds. The funds will be used to increase household grants. The Department will also grant funds to the Alaska tribal LIHEAP providers to supplement their programs.
- The price of home heating oil has increased 90% over the past two years, based upon Alaska spot market prices from 10 communities around the state. This is creating great difficulties for low income Alaskans, as their grants do not adequately cover their increased costs.
- In Kotzebue the average grant two years ago purchased 735 gallons of home heating oil compared to 402 gallons today. In Nome the number of gallons has decreased from 650 to 339 gallons.
- In fiscal year 2005, 9,055 households received a HAP grant, with another 4,924 households served by tribal LIHEAP providers. So far this winter the number of applications received by the HAP has increased 18 % over the same time last year. Low-income households in virtually every community in Alaska are assisted by LIHEAP.

### **Major Goals**

- Increase benefits for Heating Assistance Program recipients and tribal LIHEAP programs to counter increases in energy prices.
- Continue to provide benefits to all eligible Alaskan households that apply for assistance.
- Minimize the economic impact of customer bad debt on Alaska home energy suppliers, particularly in rural Alaska.

-30-

*For more information, please contact*

Sherry Hill (907) 465-1618, Cell (907) 321-2838  
Jeff Kasper (907) 465-8194



## DIVISION OF COMMUNITY ADVOCACY REPORT TO THE COMMISSIONER

---

# CURRENT COMMUNITY CONDITIONS: FUEL PRICES ACROSS ALASKA

---

### INTRODUCTION

---

Fuel prices have significantly increased over the past year across Alaska. With the onset of the winter season and associated extreme low temperatures, rural Alaska communities and households that are reliant on fuel to heat their homes and buildings and to generate electricity are confronted with the challenge of paying increased retail fuel prices to meet basic survival needs. Current nationwide statistics suggest households heated primarily with heating fuel are paying approximately 32% more in 2005 than in 2004 (United States Energy Information Administration, 2005). Significantly increased fuel and energy costs combined with high unemployment rates, limited local economic bases, and local governments that are struggling to provide basic local services have presented rural Alaska communities and households with difficult circumstances.

In response to current rural Alaska energy challenges, Governor Frank Murkowski has pledged to seek financial assistance to meet rising fuel costs, provide emergency assistance for small municipalities, and provide a state contribution to a federal program that helps low-income households pay for energy. The Murkowski Administration has advocated for a variety of specific programs focused on alleviating the consequences of increased retail fuel prices including the following: 1) Small Municipality Energy Assistance Program; 2) Bulk Fuel Revolving Loan Fund; 3) Fuel Bridge Loan Program; 4) Power Cost Equalization; 5) Low Income Home Energy Assistance Program; 6) Power Project Loan Fund; 7) Power, Fuel, and Hydro Training; and 8) Bulk Fuel Upgrades.

In an effort to assess current retail fuel prices and start tracking longitudinal price changes across rural Alaska, the Division of Community Advocacy conducted a statewide survey of retail heating fuel and gasoline prices in a cross-section of select Alaska communities. This report, *Current Community Conditions: Fuel Prices Across Alaska*, summarizes fuel survey findings, provides a national perspective of fluctuating fuel prices, and presents a short case-study of increased fuel costs and associated impacts to electrical costs in five rural Alaska communities.

## METHODOLOGY

The DCA Research and Analysis Section, in consultation with the Local Government Assistance Section, developed the survey instrument and community sample frame. In short, communities were selected to represent differing socioeconomic conditions and various Alaska regions including the Interior, North Slope, South Coastal, Southeast, and Western Regions. Selected communities had also generally been the recipient of an Alaska Energy Authority bulk fuel project in the past. Since a non-probability sampling method was utilized, this survey should be considered a non-scientific study with results not generalizable to the entire population of rural Alaska communities.

Local Government Specialists from DCA Regional Offices implemented the survey instrument during November 17 – 29, 2005. In total, local fuel retailers from 100 communities were contacted (via telephone) and requested to provide current heating fuel and gasoline prices. Survey results should be considered one-time measurements and representative of fuel prices on the particular day of contact. Furthermore, heating fuel and gasoline prices may have changed between the time of contact and publishing of this report.

## CURRENT FUEL PRICES ACROSS ALASKA

As Table 1 on the following page illustrates, average heating fuel prices per gallon vary across Alaska by region. Western Alaska communities report the highest average heating fuel retail price at \$3.73 per gallon while North Slope communities report the lowest retail price at \$1.64 per gallon. Of noteworthy importance, the North Slope Borough provides free heating fuel for residential use through village corporations who distribute fuel to borough community residents, charging only a delivery fee on a per gallon basis. The North Slope Borough does not subsidize heating fuel to village corporations for commercial use. Consequently, heating fuel retail price for commercial entities is higher than residential use heating fuel (see Table 2).

To accurately summarize statewide heating fuel prices, it is appropriate to exclude North Slope Borough communities due to the North Slope Borough subsidy for residential use heating fuel. When considering statewide heating fuel prices, Everts Fuel in Hughes (Western Alaska) reported the highest heating fuel retail price at \$5.40 per gallon. In contrast, the City of Akutan (South Coastal Alaska) reports the lowest heating fuel retail price at \$2.30 per gallon. On average, heating fuel retail price is \$3.48 per gallon across Alaska with 93 communities reporting heating fuel prices.

**Table 1. Heating Fuel (#1) Retail Price Summary**

	Statewide	Statewide	Interior Region	North Slope Region	South Coastal Region	Southeast Region	Western Region
High	\$5.40	\$5.40	\$5.40	\$2.50	\$4.75	\$4.10	\$4.65
Low	\$1.20	\$2.30	\$2.31	\$1.20	\$2.30	\$2.80	\$2.99
Range	\$4.20	\$3.10	\$3.09	\$1.30	\$2.45	\$1.30	\$1.66
Mean	\$3.37	\$3.48	\$3.34	\$1.64	\$3.30	\$3.24	\$3.73
Median	\$3.39	\$3.40	\$3.05	\$1.53	\$3.15	\$3.10	\$3.70
<b>Total Communities Reporting</b>	<b>99</b>	<b>93</b>	<b>15</b>	<b>6</b>	<b>27</b>	<b>11</b>	<b>40</b>

As Tables 2 and 3 illustrate, average gasoline prices per gallon also vary across Alaska by region. North Slope communities report the highest average gasoline retail price at \$4.26 per gallon while Southeast communities report the lowest retail price at \$3.29 per gallon. Statewide retail prices indicate significant variation in gasoline retail price. Specifically, Kuukpik Corporation in Nuiqsut (North Slope Region) reports the highest gasoline price at \$6.25 per gallon. In contrast, Nenana Heating in Anderson (Interior Alaska) reports the lowest gasoline retail price at \$2.11 per gallon. On average, gasoline retail price is \$3.83 per gallon across Alaska with 95 communities reporting gasoline prices.

**Table 2. North Slope Heating Fuel (#1) and Gasoline Retail Prices**

Community	Company	Heating Fuel (#1)	Gasoline	Gasoline
Anaktuvuk Pass	Nunamiut Corporation	\$1.20	\$4.29	\$5.94
Atkasuk	Atkasuk Corporation	\$1.45	Not Available	\$4.10
Barrow	BUEC, Inc	Natural Gas	Natural Gas	\$3.95
Kaktovik	Kaktovik Inupiat Corporation	\$1.60	\$4.25	\$2.65
Nuiqsut	Kuukpik Corporation	\$2.50	Not Available	\$6.25
Point Hope	Tigara Corporation	\$1.64	\$3.90	\$3.57
Wainwright	Olgoonik Corporation	\$1.45	\$3.26	\$3.35

**Table 3. Gasoline Retail Price Summary**

	Southwest	Inverness	Central	South Coastal Region	Southwest Yukon	Western Region
High	\$6.25	\$5.00	\$6.25	\$5.25	\$4.15	\$5.50
Low	\$2.11	\$2.11	\$2.65	\$2.75	\$2.76	\$3.39
Range	\$4.14	\$2.89	\$3.60	\$2.50	\$1.39	\$2.11
Mean	\$3.83	\$3.61	\$4.26	\$3.65	\$3.29	\$4.09
Median	\$3.75	\$3.50	\$3.95	\$3.46	\$3.20	\$4.09
<b>Total Communities Reporting</b>	<b>95</b>	<b>15</b>	<b>7</b>	<b>22</b>	<b>11</b>	<b>40</b>

Method of transporting heating fuel and gasoline varies across Alaska with fuel retailers using barge, air, truck, or a combination to transport fuel into the community (Table 4). With 100 communities reporting, the wide majority (83%) report barging fuel into the community. In contrast, nine communities (nine percent) report trucking fuel into the community, three communities (3%) report air freighting fuel into the community, and four communities (4%) utilize multiple methods of transporting fuel into the community (i.e., barge/truck, barge/air, or truck/air). Valdez reports no need to transport fuel because an on-site refinery exists within the community.

**Table 4. Fuel Transportation Method**

		Inverness	Central	South Coastal Region	Southwest Yukon	Western Region
No Transport Required	1	0	0	1	0	0
Barge Only	83	4	4	24	11	40
Truck Only	9	8	0	1	0	0
Air Only	3	3	0	0	0	0
Barge/Truck	1	0	0	1	0	0
Barge/Air	2	0	2	0	0	0
Truck/Air	1	0	1	0	0	0
<b>Total Communities Reporting</b>	<b>100</b>	<b>15</b>	<b>7</b>	<b>27</b>	<b>11</b>	<b>40</b>

**COMMUNITY CASE STUDIES: INCREASING FUEL PRICES AND ELECTRICAL COSTS**

Rural communities rely heavily on diesel fuel to generate electricity and to heat homes and buildings. Not only do rural communities depend on this form of fuel for meeting basic energy needs, the cost of fuel as a percent of total community operating cost is also significant. As a supplement to the community fuel survey, the DCA Research and Analysis Section also examined longitudinal fuel costs as a percent of total electrical costs in a select number of remote communities from various Alaska regions. In total, five case-study communities were selected for further evaluation including Coffman Cove, McGrath, Ouzinkie, St. Paul, and Tanana.

As Figure 1 illustrates, case-study findings suggest Coffman Cove, McGrath, Ouzinkie, St. Paul, and Tanana have generally experienced significant increased fuel costs as a percent of total electrical costs between 2004 and 2005. Specifically, fuel costs as a percent of total electrical costs increased six percent in Coffman Cove, 14 percent in Tanana, 19 percent in Ouzinkie, 33 percent in McGrath, and 36 percent in Ouzinkie. Of noteworthy importance, 2005 figures were current through mid-summer and are likely to have increased by the end of the year.

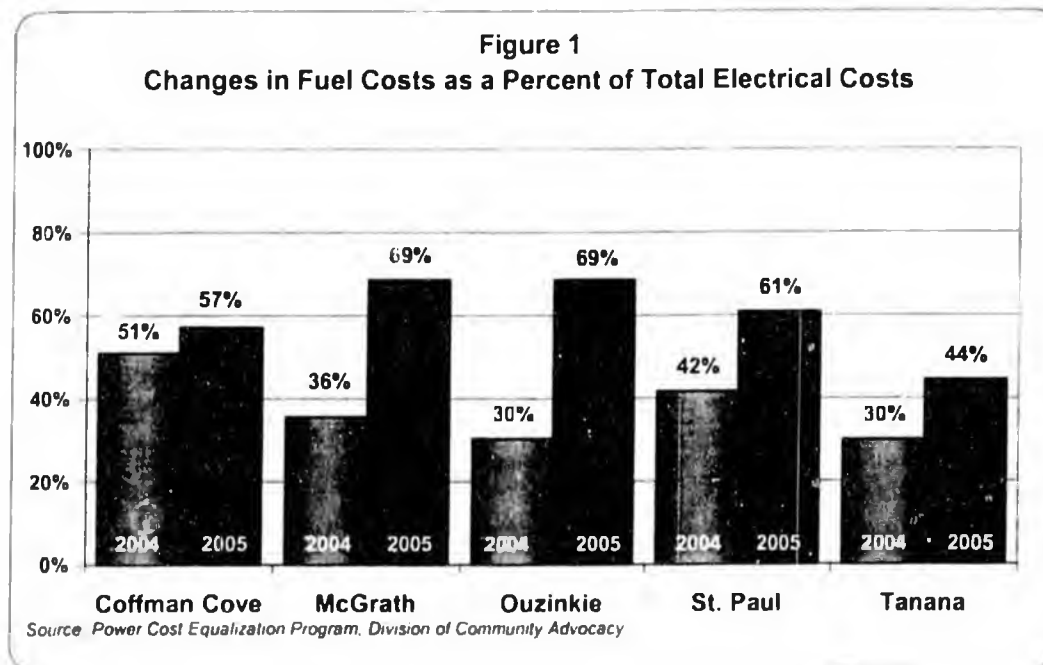
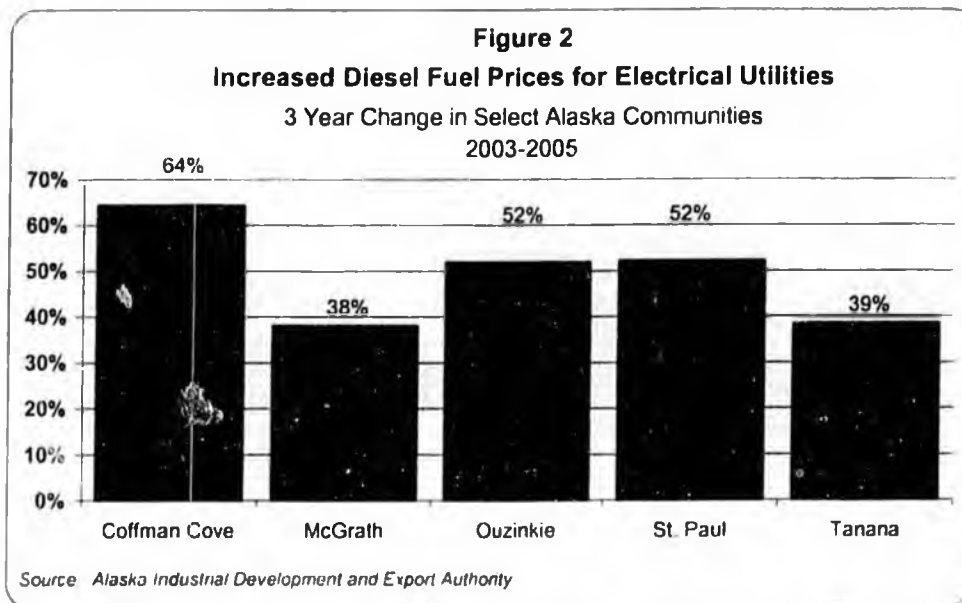


Figure 2 depicts a three-year average (2003 – 2005) of fuel cost changes in selected case-study communities. Coffman Cove reports the highest average diesel fuel cost increase at approximately 64 percent. In contrast, McGrath reports the lowest average diesel fuel cost increase at approximately 38 percent. The remaining case-study communities, Ouzinkie, Tanana, and St. Paul, have also experienced diesel fuel cost increases ranging from 39 to 52 percent.



## THE NATIONAL CONTEXT

Gasoline and diesel fuel prices are expected to remain elevated over the short term as U.S. refining companies continue their gradual recovery following the devastation of September hurricanes Katrina and Rita in the Gulf of Mexico.

In September 2005, retail diesel fuel prices nationwide averaged \$3.18 per gallon compared with \$2.07 one year ago (Figure 3). According to the U.S. Energy Information Administration, which publishes official energy statistics from the United States Government, residential heating expenditures for this reporting period reflected fuel supply concerns following the hurricanes.

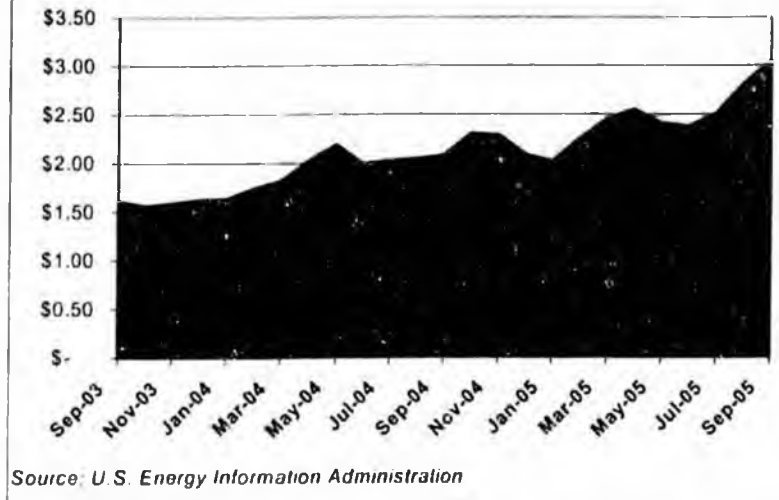
As recently as October 2005, the U.S. Department of Energy reported up to 15 percent of the U.S. refining capacity could be out of service for numerous weeks – especially with over 90 percent of the Gulf of Mexico's crude oil production shut down as a result of hurricane damage. However, recent U.S. Energy Information Administration mid-term trend information regarding heating fuel inventories and pricing predicts lower fuel prices heading into the 2005/2006 winter season.

It now appears fuel supply concerns are diminishing due in part to an unusual act of good luck and timing. Following the damages sustained from Hurricane Katrina, foreign fuel suppliers immediately responded to demand by increasing their exports to the United States. These new supplies of energy began entering the U.S. fuel distribution chain just as the second devastating hurricane (Rita) made landfall. The predicted crash in supply never occurred and some damaged refineries managed to come back on line sooner than expected.

U.S. residential heating fuel prices decreased for the second time during November, going from \$2.51 per gallon during week one to \$2.47 per gallon by November 14. However, the current price for heating fuel (\$2.47 per gallon) still represents a \$0.45 increase over the same time last

year, which is equivalent to a 22 percent per gallon price increase. Wholesale heating fuel prices (current November 14) stand at \$1.77 per gallon, down \$0.08 from November first, but up \$0.37 per gallon from a year ago.

Figure 3  
Nationwide Diesel Fuel Retail Price



#### ADDRESSING THE FUEL CHALLENGE: SHORT- AND LONG-TERM STRATEGIES

Effective short-term strategies for alleviating high fuel costs and corresponding impacts for rural energy primarily include implementing energy assistance funding programs, which can only occur through the continued cooperation between federal agencies, state agencies, local governments, and tribal governments. Currently, the State of Alaska has implemented several programs to assist with the high cost of energy. The Small Municipalities Energy Assistance Program (SMEAP), which began in Fiscal Year 2005, offers municipalities with populations less than 2,500 grants ranging from \$22,396 to \$67,188 for fuel purchase. Governor Murkowski announced he will again ask the legislature for another \$6.4 million to be added to the Small Municipality Energy Assistance Program for the upcoming winter. Alaska Energy Authority's (AEA) Bulk Fuel Revolving Loan Fund provides loans to communities, utilities, or fuel retailers in rural communities to purchase emergency, semi-annual, or annual bulk fuel supplies. The Fuel Bridge Loan Program provides loan assistance to communities that are ineligible for AEA's Bulk Fuel Revolving Loan Fund. To date, the Fuel Bridge Loan Program has serviced 13 communities across Alaska. Governor Murkowski announced he will again seek full and supplemental funding from the Legislature for the Power Cost Equalization Program (PCE), which helps reduce the cost of electricity for residential consumers

and community facilities in rural Alaska. For the first time, Governor Murkowski has requested the addition of State funds for the federal Low Income Home Energy Assistance Program, which provides fuel purchase assistance to low-income households. The Power Project Loan Fund provides loans to local utilities, local governments, or independent power producers for the development or upgrade of electric power facilities, which includes bulk fuel storage facilities, waste energy conservation, or potable water supply projects.

While a variety of funding programs exist to address the short-term fuel challenge, long-term strategies remain elusive when considering the prognosis of predictable and sustainable energy costs. Seeking long-term solutions to the current fuel challenge will likely include a combination of greater fuel supply, developing appropriate local bulk fuel infrastructure, reducing transportation costs, and increasing local human capital. Specifically, AEA in collaboration with the Denali Training Fund, provides training opportunities to local residents regarding energy projects and infrastructure. The purpose of the training is to ensure community personnel have the appropriate skills to maintain bulk fuel infrastructure in a consistent and sustainable manner. Addressing the adequacy of bulk fuel farms is also a critical component of a long-term strategy to addressing fuel prices. Specifically, many bulk fuel farms were constructed more than 20 years ago and are currently in poor condition. With substantial contributions from the Denali Commission, the Bulk Fuel Upgrades Program provides funding for the design/engineering, business planning, and construction management services to build bulk fuel farms in rural communities.

Recognizing the need to study and develop feasible short- and long-term strategies to address rural energy in Alaska, Governor Murkowski commissioned the formation of the Rural Energy Action Council (REAC). During 2005, REAC closely reviewed the Power Cost Equalization (PCE) Program, energy conservation measures, diesel alternatives, the development of fuel cooperatives, and the cost of energy for schools. As a result, REAC recommended short- and long-term strategies to lower the cost of energy in rural Alaska. Short term strategies included the following: 1) fully fund the PCE Program; 2) front-load the PCE endowment; 3) develop a bulk fuel operator technical assistance program; 4) incorporate downstream tanks and pipes into bulk fuel infrastructure upgrades; 5) support the development of regional bulk fuel cooperatives; 6) recommend higher loan limits for Bulk Fuel Revolving Loan Program single and cooperative applicants; 7) improve power plant operational efficiencies and remote capabilities; 8) increase support for development of alternative energy sources including coal, instream, wind, and gas projects; 9) accelerate renewable energy programs and implement energy conservation measures; 10) continue low-income home energy assistance program funding; and 11) create a new line-item for school district energy funding.

REAC also identified the following as elements of a long-term approach to improving the affordability of rural energy: 1) study the direct impacts of high fuel cost in rural Alaska; 2) develop regional energy centers on rural campuses; 3) support a feasibility study to examine links with the Railbelt Energy Grid; 4) develop a fuel price reporting system for "non-PCE" communities; 5) divest the State of rural energy infrastructure; and 6) improve transportation and distribution systems. For further information regarding REAC and its resultant rural energy recommendations, please visit the following website: <http://www.akenergyauthority.org/REAC/>.

**Appendix**  
**Community Heating Fuel and Gasoline Survey**

Community	Region	Community Retailer: (entity selling fuel)	Community Retailer Telephone Number:	Heating Fuel #1 Retail Price: (selling price per gallon)	Percent +/- Statewide HF Average (\$3.48):	Gasoline Retail Price: (selling price per gallon)	Percent +/- Statewide Gas Average (\$3.83):	Transport Method:		
Alatna	Interior	Everts Fuel	(907) 450-2307	\$4.00	15%	\$4.50	17%		Air	
Anderson	Interior	Nenana Heating	(907) 832-5445	\$2.32	-33%	\$2.11	-45%			Truck
Arctic Village	Interior	Everts Fuel	(907) 450-2307	\$3.83	10%	\$4.08	, %		Air	
Circle	Interior	Interior Fuel	(907) 456-1312	\$2.85	-18%	\$3.30	-14%			Truck
Delta Junction	Interior	Delta Fuel Company	(907) 895-4515	\$2.31	-34%	\$2.72	-29%			Truck
Eagle	Interior	Telegraph Hill Services	(907) 547-2261	\$3.25	-7%	\$3.50	-9%			Truck
Fairbanks	Interior	Petro Star - Flint Hill	(907) 488-2575	\$2.44	-30%	\$2.59	-32%			Truck
Galena	Interior	Crowley Marine Services	1-800-977-9771	\$3.50	1%	\$3.52	-8%	Barge		
Healy	Interior	Nenana Heating	(907) 832-5445	\$2.54	-27%	\$2.97	-22%			Truck
Hughes	Interior	Everts Fuel	(907) 450-2307	\$5.40	55%	\$4.75	24%		Air	
Huslia	Interior	Yukon Fuel	(907) 832-5476	\$4.50	29%	\$5.00	31%	Barge		
Minto	Interior	Alaska Petro	(907) 488-2575	\$3.05	-12%	\$3.75	-2%			Truck

Community	Region	Community Retailer: (entity selling fuel)	Community Retailer Telephone Number:	Heating Fuel #1 Retail Price: (selling price per gallon)	Percent +/- Statewide HF Average (\$3.48):	Gasoline Retail Price: (selling price per gallon)	Percent +/- Statewide Gas Average (\$3.83):	Transport Method:		
Nenana	Interior	Interior Fuel	(907) 832-5445	\$2.46	-29%	\$2.96	-23%			Truck
Ruby	Interior	Dinega Fuel Corporation	(907) 832-5476	\$4.15	19%	\$4.40	15%	Barge		
Tanana	Interior	TCCo.	(907) 832-5476	\$3.55	2%	\$3.98	4%	Barge		
Anaktuvuk Pass	North Slope	Nunamiut Corporation	(907) 661-3026	\$1.20	-66%	\$5.94	55%	Barge	Air	
Atkasuk	North Slope	Atkasuk Corporation	(907) 633-6414	\$1.45	-58%	\$4.10	7%	Barge	Air	
Barrow	North Slope	BUEC, Inc	(907) 852-6166	Natural Gas	N/A	\$3.95	3%	Barge		
Kaktovik	North Slope	Kaktovik Inupiat Corporation	(907) 640-6120	\$1.60	-54%	\$2.65	-31%	Barge		
Nuiqsut	North Slope	Kuukpik Corporation	(907) 480-6711	\$2.50	-28%	\$6.25	63%		Air	Truck
Point Hope	North Slope	Tigara Corporation	(907) 368-2235 or (907) 368-2126	\$1.64	-53%	\$3.57	-7%	Barge		
Wainwright	North Slope	Olgoonik Corporation	(907) 763-2614	\$1.45	-58%	\$3.35	-13%	Barge		
Akutan	South Coastal	City of Akutan	(907) 698-2228	\$2.30	-34%	\$2.78	-27%	Barge		
Atka	South Coastal	Atka Native Store	(907) 839-2230	\$4.35	25%	\$4.90	28%	Barge		
Chenegga Bay	South Coastal	Chenegga Bay Utility	(907) 573-5132	\$3.00	-14%	\$3.60	-6%	Barge		

Community	Region	Community Retailer: (entity selling fuel)	Community Retailer Telephone Number:	Heating Fuel #1 Retail Price: (selling price per gallon)	Percent +/- Statewide HF Average (\$3.48):	Gasoline Retail Price: (selling price per gallon)	Percent +/- Statewide Gas Average (\$3.83):	Transport Method:		
Chignik	South Coastal	City of Chignik	(907)749-2280	\$2.83	-19%	None Sold	N/A	Barge		
Chitina	South Coastal	Chitina Services Oil and Gas	(907) 822-3375	\$2.69	-23%	\$2.83	-26%	Barge		
Clark's Point	South Coastal	City of Clark's Point	(907) 236-1221	\$3.82	10%	\$3.82	0%	Barge		
CorJova	South Coastal	Hovers Mover	(907) 424-3221	\$3.39	-3%	\$3.36	-12%	Barge		
Dillingham	South Coastal	Delta Western	(907) 842-5441	\$4.00	15%	\$4.69	22%	Barge		
Glennallen	South Coastal	Service Oil and Gas	(907) 822-3375	\$2.99	-14%	\$2.87	-25%			Truck
Goodnews Bay	South Coastal	Mumtram Pikkai Village Corporation	(907) 967-8520	\$3.08	-11%	\$2.75	-28%	Barge		
Homer	South Coastal	Homer Run Oil	(907) 235-1393	\$2.55	-27%	\$2.89	-25%	Barge		Truck
King Cove	South Coastal	Peter Pan Seafood	(907) 497-2234	\$2.58	-26%	\$2.97	-22%	Barge		
Kodiak	South Coastal	Thompson Transfer	(907) 486-5774	\$3.01	-14%	None Sold	N/A	Barge		
Kokhanok	South Coastal	Kokhanok Tribal Council	(907) 282-2202	\$4.00	15%	\$5.00	31%	Barge		
Larsen Bay	South Coastal	City of Larsen Bay	(907) 847-2211	\$3.12	-10%	\$3.25	-15%	Barge		
Nelson Lagoon	South Coastal	Crowley	(907) 989-2204	\$3.30	-5%	\$3.61	-6%	Barge		
New Stuyahok	South Coastal	New Stuyahok Village Corporation	(907) 693-3122	\$3.80	9%	\$4.63	21%	Barge		

Community	Region	Community Retailer: (entity selling fuel)	Community Retailer Telephone Number:	Heating Fuel #1 Retail Price: (selling price per gallon)	Percent +/- Statewide HF Average (\$3.48):	Gasoline Retail Price: (selling price per gallon)	Percent +/- Statewide Gas Average (\$3.83):	Transport Method:		
Nondalton	South Coastal	City of Nondalton	(907) 294-2235	\$4.75	36%	\$5.25	37%	Barge		
Old Harbor	South Coastal	City of Old Harbor	(907) 286-2203	\$3.15	-9%	None Sold	N/A	Barge		
Ouzinkie	South Coastal	Ouzinkie Native Corporation	(907) 680-2208	\$2.91	-16%	None Sold	N/A	Barge		
Port Lions	South Coastal	Kizhuyak Oil Sales	(907) 454-2422	\$3.39	-3%	\$3.57	-7%	Barge		
Saint George	South Coastal	Delta Western	(907) 859-2456	\$3.86	11%	\$3.86	1%	Barge		
Sand Point	South Coastal	Paul Gundersen	(907) 383-2026	\$3.15	-9%	None Sold	N/A	Barge		
Seldovia	South Coastal	Seldovia Fuel and Lube	(907) 234-7622	\$3.15	-9%	\$3.16	-17%	Barge		
Togiak	South Coastal	Togiak Village Corporation	(907) 493-5520	\$4.38	26%	\$4.51	18%	Barge		
Unalaska	South Coastal	Delta Western	(907) 581-1295	\$2.99	-14%	\$3.18	-17%	Barge		
Valdez	South Coastal	North Pacific	(907) 838-8850	\$2.47	-29%	\$2.84	-26%	On-site Refinery		
Angoon	Southeast	Angoon Oil and Gas	(907) 788-3436	\$3.30	-5%	\$3.20	-16%	Barge		
Craig	Southeast	Petro Marine	(907) 826-3296	\$3.10	-11%	\$2.76	-28%	Barge		
Gustavus	Southeast	Gustavus Dray - Gustavus Propane	(907) 697-2481 or (907) 697-2481	\$2.80	-20%	\$3.30	-14%	Barge		
Hoonah	Southeast	Hoonah Trading	(907) 945-3211	\$3.41	-2%	\$3.08	-20%	Barge		

Community	Region	Community Retailer: (entity selling fuel)	Community Retailer Telephone Number:	Heating Fuel #1 Retail Price: (selling price per gallon)	Percent +/- Statewide HF Average (\$3.48):	Gasoline Retail Price: (selling price per gallon)	Percent +/- Statewide Gas Average (\$3.83):	Transport Method:		
Juneau	Southeast	Reliable Oil - Fred Meyer Gas	(907) 586-1490	\$2.94	-16%	\$2.91	-24%	Barge		
Kake	Southeast	Kake Tribal Fuel	(907) 785-3601	\$3.38	-3%	\$3.49	-9%	Barge		
Pelican	Southeast	Lisianski Oil - Pelican Sea	(907) 735-2233 or (907) 735-2204	\$3.47	0%	\$3.69	-4%	Barge		
Petersburg	Southeast	Petro Marine	(907) 772-4251	\$2.96	-15%	\$3.06	-20%	Barge		
Point Baker	Southeast	Point Baker Trading Post	(907) 559-2204	\$4.10	18%	\$4.15	8%	Barge		
Thorne Bay	Southeast	Petro Alaska	(907) 828-3900	\$2.85	-18%	\$2.99	-22%	Barge		
Wrangell	Southeast	Wrangell Oil - Fennemore's Service	(907) 874-3276 or (907) 874-3687	\$3.28	-6%	\$3.55	-7%	Barge		
Akiak	Western	Kokarmiut Corporation	(907) 765-7228	\$3.95	14%	\$4.20	10%	Barge		
Anvik	Western	Deloyges, Inc.	(907) 663-6396	\$3.85	11%	\$5.50	44%	Barge		
Atmautluak	Western	Atmautluak Limited	(907) 553-5539	\$3.05	-12%	\$3.55	-7%	Barge		
Bethel	Western	Crowley	(907) 543-2421	\$3.37	-3%	\$3.61	-6%	Barge		
Brevig Mission	Western	Brevig Mission Native Store	(907) 642-4091	\$3.40	-2%	\$3.80	-1%	Barge		
Deering	Western	Deering IRA	(907) 363-2138 or (907) 363-2157	\$3.50	1%	\$3.60	-6%	Barge		
Emmonak	Western	Emmonak Corp. Tank Farm	(907) 949-1129	\$3.96	14%	\$4.11	7%	Barge		

Community	Region	Community Retailer: (entity selling fuel)	Community Retailer Telephone Number:	Heating Fuel #1 Retail Price: (selling price per gallon)	Percent +/- Statewide HF Average (\$3.48):	Gasoline Retail Price: (selling price per gallon)	Percent +/- Statewide Gas Average (\$3.83):	Transport Method:		
Gambell	Western	ANICA (Gambell Native Store)	1-800-426-2128 or (907) 985-5211	\$3.45	-1%	\$3.79	-1%	Barge		
Golovin	Western	Golovin Public Utilities	(907) 779-3681	\$3.60	3%	\$3.85	1%	Barge		
Grayling	Western	AYL Grayling Fuel Company	(907) 453-5124 or (907) 453-5240	\$4.00	15%	\$5.00	31%	Barge		
Holy Cross	Western	Holy Cross O.L. Company	(907) 476-7155	\$3.70	6%	\$4.25	11%	Barge		
Hooper Bay	Western	Crowley Marine	(907) 758-4007	\$4.00	15%	\$4.16	9%	Barge		
Kaltag	Western	Kaltag Cooperative	1-800-977-9771	\$3.90	12%	\$4.15	8%	Barge		
Kiana	Western	Kiana Traditional Council	(907) 475-2109	\$4.25	22%	\$4.75	24%	Barge		
Kotlik	Western	Kotlik Yupik Enterprises	(907) 899-4013	\$3.50	1%	\$3.98	4%	Barge		
Kotzebue	Western	Kikiktagruk Inupiat Corporation	(907) 442-3211 or (907) 442-3165	\$4.55	31%	\$4.65	21%	Barge		
Koyuk	Western	Koyuk Native Corporation	(907) 963-2424	\$3.55	2%	\$3.78	-1%	Barge		
Kwigillingok	Western	KWIK Marina Inc.	(907) 588-8112 or (907) 588-8313	\$3.40	-2%	\$3.79	-1%	Barge		
Marshall	Western	Maserculiq Inc.	(907) 679-6617	\$4.10	18%	\$4.52	18%	Barge		
McGrath	Western	Crowley	(907) 524-3019	\$3.97	14%	\$4.14	8%	Barge		

Community	Region	Community Retailer: (entity selling fuel)	Community Retailer Telephone Number:	Heating Fuel #1 Retail Price: (selling price per gallon)	Percent +/- Statewide HF Average (\$3.48):	Gasoline Retail Price: (selling price per gallon)	Percent +/- Statewide Gas Average (\$3.83):	Transport Method:		
Mountain Village	Western	Azachorak Fuel	(907) 591-2825	\$3.70	6%	\$4.40	15%	Barge		
Noorvik	Western	Morris Trading Company	(907) 636-2161	\$4.49	29%	\$4.68	22%	Barge		
Nulato	Western	City of Nulato	(907) 832-5476	\$3.25	-7%	\$3.75	-2%	Barge		
Nunapitchuk	Western	Nunapitchuk LTD.	(907) 527-5717	\$3.00	-14%	\$3.45	-10%	Barge		
Pilot Station	Western	Pilot Station Native Corporation	(907) 549-3512	\$4.23	22%	\$4.76	24%	Barge		
Quinhagak	Western	Qaniruuq Corporation	(907) 556-8712	\$3.52	1%	\$3.88	1%	Barge		
Russian Mission	Western	Russian Mission Corporation	(907) 584-5885	\$3.85	11%	\$4.20	10%	Barge		
Saint Michael	Western	Saint Michael Fuel Company	(907) 923-3271	\$3.15	-9%	\$3.50	-9%	Barge		
Savoonga	Western	ANICA (Savoonga Native Store)	1-800-426-2128 or (907) 984-6134	\$3.45	-1%	\$3.79	-1%	Barge		
Scammon Bay	Western	Askinuk Corporation	(907) 558-5411	\$4.10	18%	\$4.15	8%	Barge		
Shishmaref	Western	Shishmaref Native Store	(907) 549-3741	\$2.99	-14%	\$3.39	-11%	Barge		
Sleetmute	Western	Henry Hill Store	(907) 449-4227	\$4.65	34%	\$5.25	37%	Barge		
Stebbins	Western	Tapraq Fuel Company	(907) 934-2400	\$3.25	-7%	\$3.40	-11%	Barge		

Community	Region	Community Retailer: <small>(entity selling fuel)</small>	Community Retailer Telephone Number:	Heating Fuel #1 Retail Price: <small>(selling price per gallon)</small>	Percent +/- Statewide HF Average (\$3.48):	Gasoline Retail Price: <small>(selling price per gallon)</small>	Percent +/- Statewide Gas Average (\$3.83):	Transport Method:		
Teller	Western	City of Teller	(907) 642-3401	\$4.02	16%	\$3.91	2%	Barge		
Toksook Bay	Western	Nunakauiak Yupik Corporation	(907) 427-7928	\$4.26	22%	\$4.55	19%	Barge		
Tuntutuliak	Western	Qinarmiut Corporation	(907) 256-2315	\$3.95	14%	\$4.18	9%	Barge		
Unalakleet	Western	Unalakleet Native Corporation	(907) 624-3411	\$3.15	-9%	\$3.50	-9%	Barge		
Upper Kalskag	Western	City of Upper Kalskag	(907) 471-2220	\$4.25	22%	\$4.25	11%	Barge		
Wales	Western	Wales Native Store	(907) 664-2138	\$3.80	9%	\$4.07	6%	Barge		
White Mountain	Western	White Mountain Native Store	(907) 638-2210	\$3.09	-11%	\$3.39	-11%	Barge		

## Energy Price Impacts on the U.S. Economy

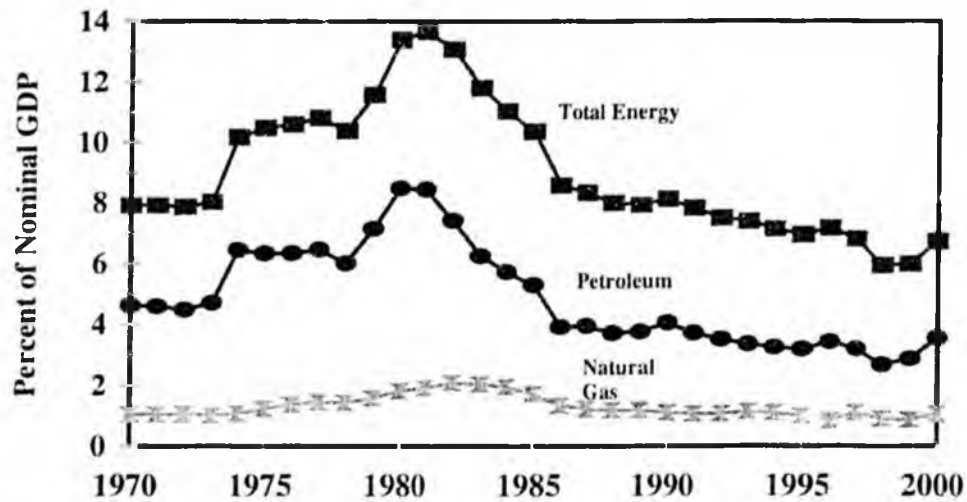
### What has happened to the share of energy in the U.S. economy since the early 1970s?

- Prior to the embargo of 1973-74, total energy expenditures constituted 8 percent of U.S. gross domestic product (GDP), the share of petroleum expenditures was just under 5 percent and natural gas expenditures accounted for 1 percent. The price shocks of the 1970s and early 1980s resulted in these shares rising dramatically to 14 percent, 8 percent, and 2 percent respectively, by 1981. Since that time, the shares have fallen consistently over the last two decades to current levels of about 7 percent for total energy, while petroleum has fallen even further to 3.5 percent and natural gas to just over 1 percent. The shares were lower during 1998, when oil and natural gas prices were lower, but have risen recently in response to higher oil and natural gas prices. (Figure 1)
- Part of the reason for the overall decline in the energy shares is the decline in the world oil price from its peak in 1981. The other reason is the steady decline in energy intensity, measured by energy consumption per dollar of GDP. This ratio has declined due to structural shifts in the economy and improvements in energy efficiency. (Figure 2)
- Although the U.S. has reduced its use of petroleum as a share of its economy, there is a growing dependence on imported oil. In 1973, net imports of petroleum made up 35 percent of petroleum product supplied (consumption). For 2000, this share has risen to over 50 percent and is expected to reach 64 percent by 2020. (Figure 3)

### What does history tell us about how energy prices affect the economy?

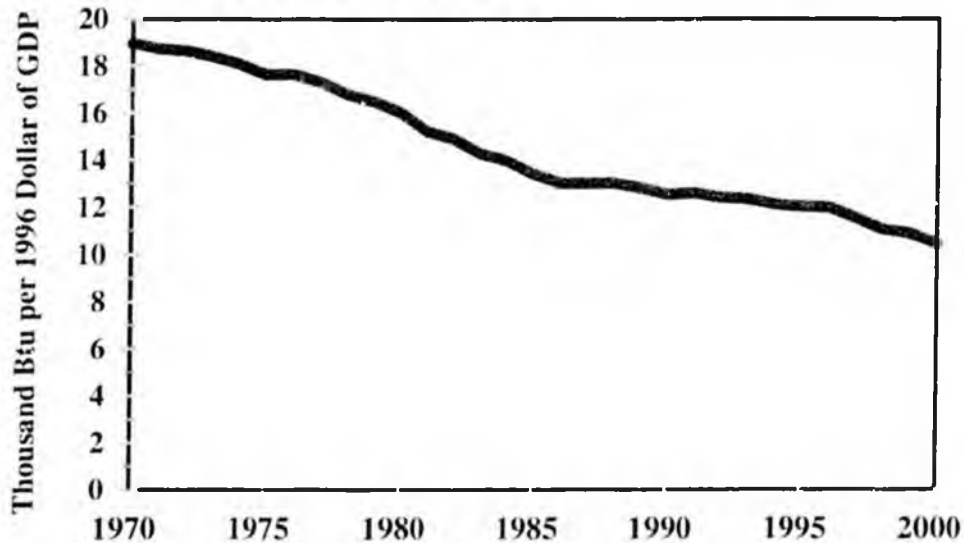
- Viewed from a long-term perspective, inflation, measured by the rate of change in the consumer price index (CPI), tracks movements in the world oil price. Not only do oil and other energy prices constitute a portion of the actual CPI, but downstream impacts on other commodity prices will have a lagged effect on the CPI inflation. (Figure 4)
- Looking from the 1970s forward, there are observable, and dramatic changes in GDP growth as the world oil price has undergone dramatic change. The price shocks of 1973-74, the late 1970s/early 1980s, and early 1990's were all followed by recessions, which have then been followed by a rebound in economic growth. The pressure of energy prices on aggregate prices in the economy created adjustment problems for the economy as a whole. (Figure 5)
- In the past year, forecasters have acknowledged that higher energy prices can become a drag on the overall economy. Initially, overall CPI inflation was still very low, principally because inflation in commodities other than energy and agriculture was extremely low. However, the sustained high level of oil prices has begun to effect core inflation (minus energy and food) through continued pressure on prices of other commodities, in the United States and worldwide. And as historical events suggest, a downward adjustment in the growth of economic activity might be expected. In 1999, the inflation rate for the Consumer Price Index (All Urban Consumers) was 2.2 percent and the core inflation rate was 2.1 percent. However, during 2000 the CPI inflation rate rose to 3.4 percent, led by energy prices. Moreover, the core inflation rate also rose to 2.4 percent. The economy was no longer able to absorb the energy price rise, and higher energy prices began to affect prices of other goods and services. (Figure 6)

**Figure 1. Energy Expenditure Share of the Economy**



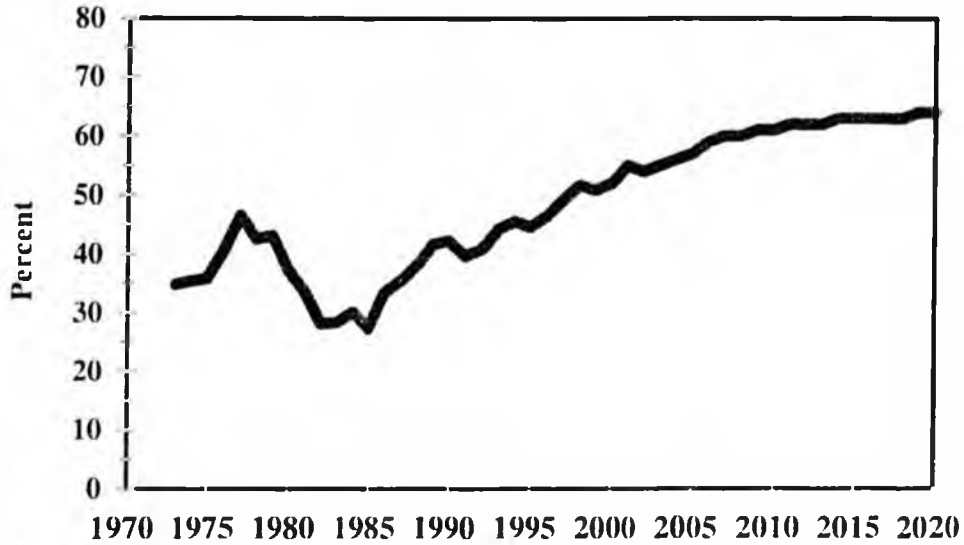
Sources:  
 State Energy Price and Expenditure Report 1997, Energy Information Administration, Aug. 2000.  
 Annual Nominal GDP Data from the Bureau of Economic Analysis found at <http://www.bea.doc.gov/bea/dnl.htm>  
 Annual Energy Outlook 2001, National Energy Modeling System, run AEO2001.d101600a.

**Figure 2. Energy Consumption per Dollar of GDP**



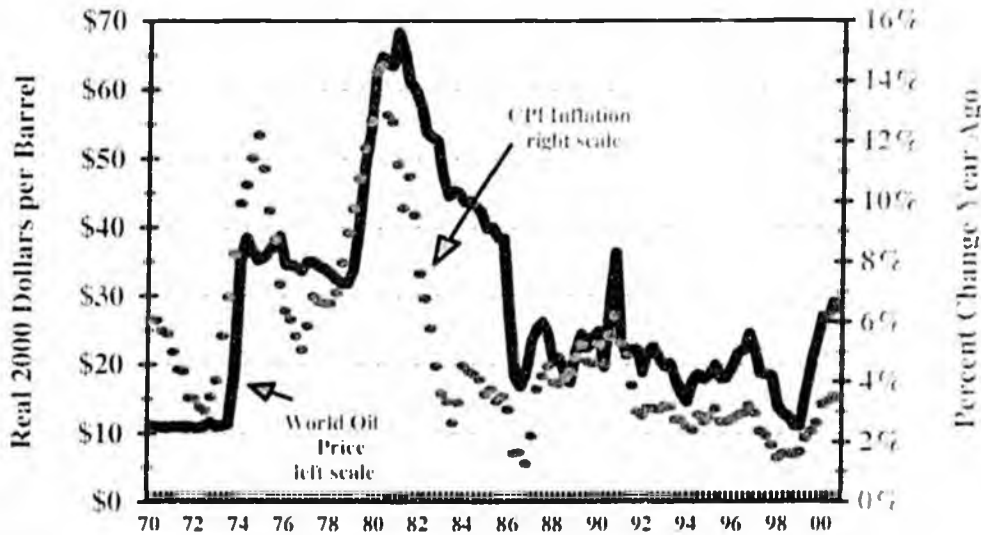
Sources:  
 Monthly Energy Review, January 2001, Table L.8  
 Annual Energy Outlook 2001, National Energy Modeling System run AEO2001.d101600a.

**Figure 3. Net Import Share of Petroleum Consumption**



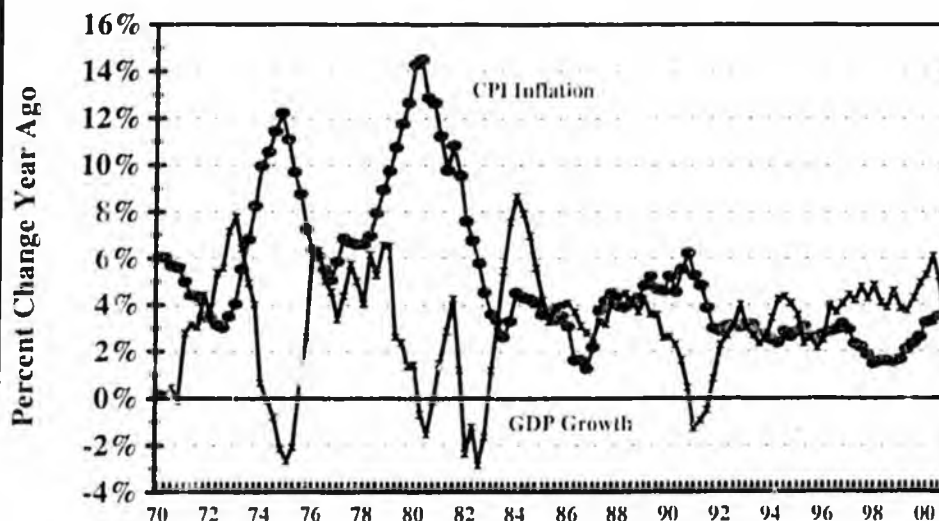
Sources:  
 Monthly Energy Review, January 2001, Table 1.8  
 Annual Energy Outlook 2001, National Energy Modeling System run AEO2001.d101600a

**Figure 4. Movements in the World Oil Price and Inflation**



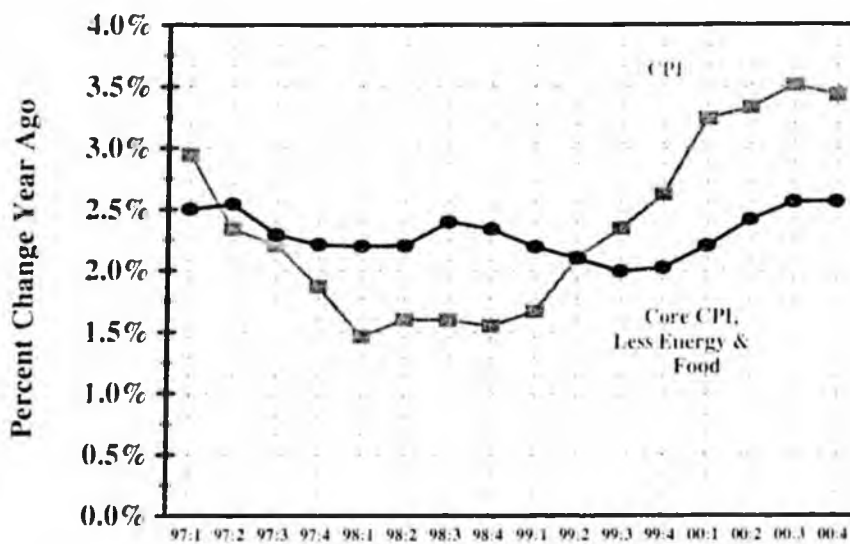
Sources:  
 CPI: Bureau of Labor Statistics at <http://stats.bls.gov/cpihome.htm>  
 World Oil Price: Refiner Acquisition Cost for Imported Oil, Energy Information Administration.  
 Monthly Energy Review at <http://www.eia.doe.gov/mer/contents.html>

**Figure 5. Movements in Inflation and GDP Growth**



Sources  
 CPI: Bureau of Labor Statistics at <http://stats.bls.gov/phone.htm>  
 GDP: Bureau of Economic Analysis at <http://www.bea.doc.gov/bea/dust-tabs.htm>

**Figure 6. CPI & Core Inflation**



Sources  
 CPI and Core CPI: Bureau of Labor Statistics at <http://stats.bls.gov/phone.htm>

**How are these events shaping the forecast of economic growth for the near term?**

- Most forecasters are suggesting that a soft-landing for the economy is probable, with a significant reduction in expected growth in the next year, but with no recession. The table below shows forecasts for the year 2001 from four groups. The forecasts done in January for the year 2001 indicate expected growth in the 2.4 percent to 2.8 percent range, clearly less than the growth of 5.0 percent that took place in 2000. Note however, that the DRI, WEFA and EIA forecasts prepared one month earlier in December, projected higher growth for the year 2001 than the forecast in January. Forecasts in February and March revised projected growth further downward because of the trends indicated by new data.

<b>Comparison of Forecasts for the Growth Rate of Real GDP for 2001</b>				
	December 2000	January 2001	February 2001	March 2001
Standard&Poor's DRI	3.1	2.5	2.1	1.7
The WEFA Group	3.0	2.8	2.0	1.8
EIA, Short-Term Energy Outlook (STEO)*	3.2	2.6	2.2	1.9
Congressional Budget Office		2.4		

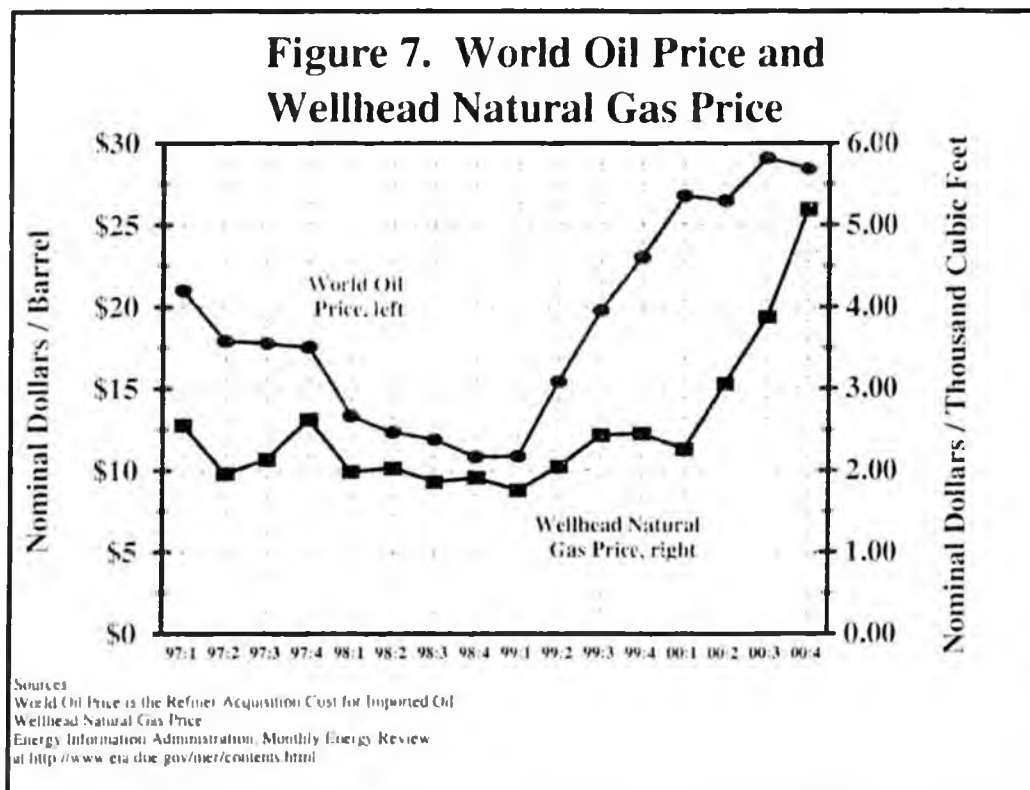
\* Since the EIA forecast is a modified version of the DRI forecast, the date for the EIA forecast is the month of preparation of the macroeconomic forecast and matches up with the vintage of the DRI and other forecasts. The STEO based on this macroeconomic forecast is released one month later when the energy forecast is complete. The March forecast of 1.9 percent GDP growth will support the April STEO.

Sources:  
 - Standard&Poor's DRI, *The U.S. Economy*, issues 2000/12, 2001/1, 2001/2 and 2001/3.  
 - WEFA, *US Outlook*, issues December 2000, and January, February and March 2001.  
 - Energy Information Administration, *Short-Term Energy Outlook*, <http://www.eia.doe.gov/emeu/steo/pub/contents.html>  
 - Congressional Budget Office, <http://www.cbo.gov/showdoc.cfm?index=2727&sequence=3>

- It is important to note that, while energy prices and events have contributed to the slowdown, there are many other events that have affected the economy in the past two years. For example, between June of 1999 and May of 2000, the Federal Reserve Board's Federal Open Market Committee made a number of upward adjustments in the federal funds rate citing concern about the risk of rising inflation while providing for sustainable economic growth. In total, the federal funds rate rose by 175 basis points during this period. In January of 2001, the Federal Reserve Board expressed concern about weakening sales and production, lower consumer confidence, tight conditions in some financial markets, and high energy prices sapping household and business purchasing power. In response to these conditions, the Federal Reserve Board twice lowered the federal funds rate in January by 50 basis points for a total reduction of 100 basis in one month. In March the federal funds rate was lowered another 50 basis points.

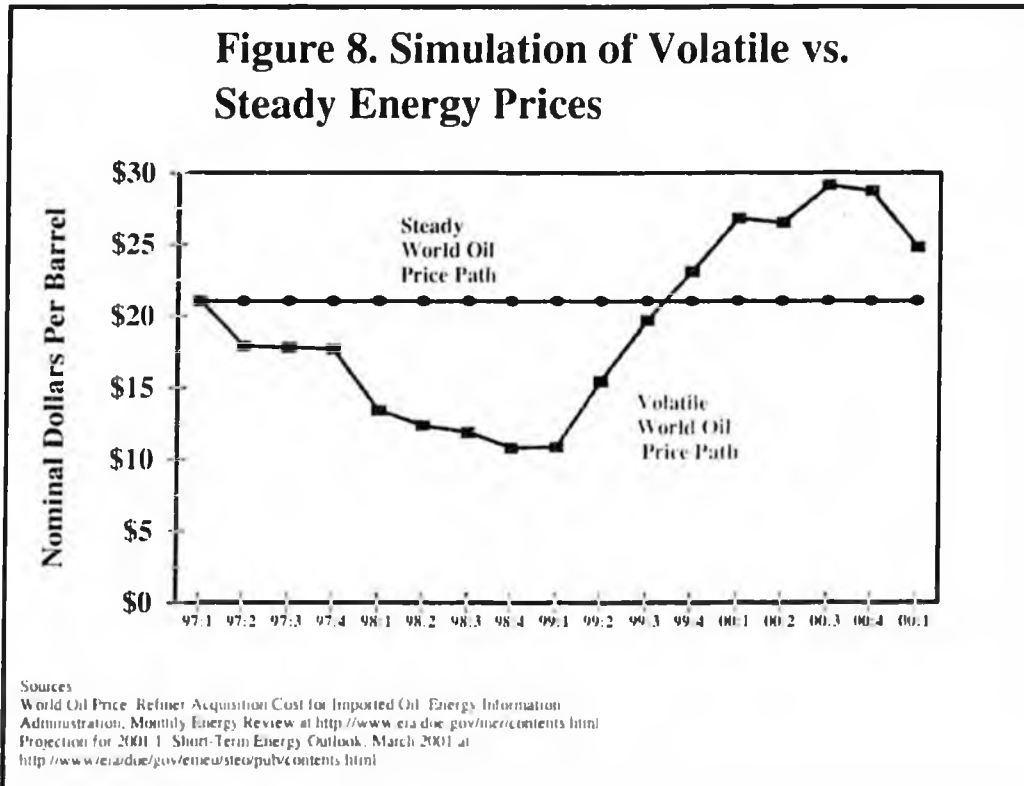
**How has the economy reacted to the volatile energy prices of the past four years?**

- Most of the recent concern about energy prices has focused on their rapid rise beginning in the second quarter of 1999 to the present, with less attention given to the decline in energy prices during 1997 and 1998. Looking back to the first quarter of 1997(1997:1), the world oil price expressed in nominal dollars per barrel fell from \$21.02 to a low of \$10.86 in the first quarter of 1999. Then, in the second quarter of 1999, the world oil price began to rise dramatically, ultimately almost tripling to a high of \$29.11 in the third quarter of 2000. The path for the wellhead natural gas price was less volatile than for oil between 1997:1 and 2000:1, fluctuating between a high of \$2.63 per thousand cubic feet to a low of 1.76. However, beginning with the second quarter of 2000, the wellhead natural gas price increased dramatically. From the first quarter of 2000 to the second quarter of 2000, the wellhead natural gas price rose from \$2.26 to \$3.06 and by the fourth quarter to \$5.19 per thousand cubic feet. (Figure 7)

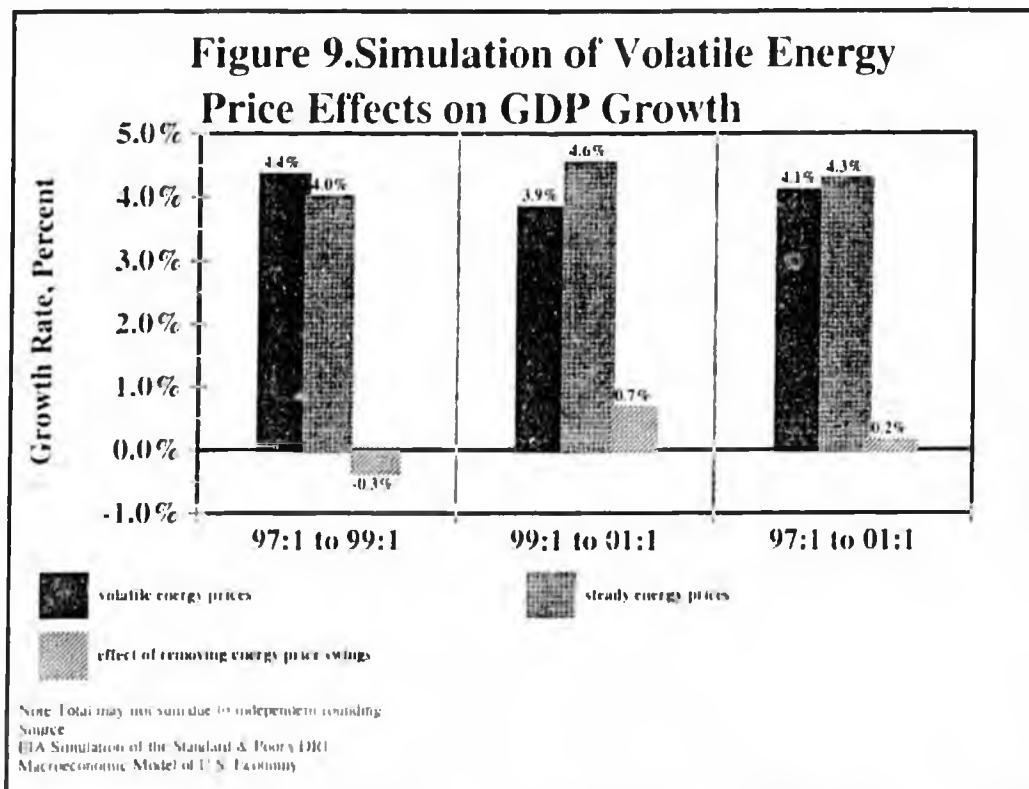


- Each of these events — first falling, then rising energy prices — undoubtedly had effects on the growth of the economy. To assess the economic impacts of these rapidly changing energy prices, EIA compares two cases:
  - (1) the Volatile Energy Price case mimics the energy price percent changes seen from the period between 1997:1 to 2001:1. This includes the prices movements for petroleum, natural gas, coal and electricity; and
  - (2) the Steady Energy Price case assumes steady energy prices throughout the four-year period.

Figure 8 shows the alternative paths for the world oil price. Other energy prices were done in a similar fashion.



- The experiment asks the question “ If energy prices remained steady throughout the four-year period from 1997:1 to 2001:1, what impact would this have had on the growth of the economy?”
- Two distinct patterns emerge. During the two-year period from 1997:1 to 1999:1, falling energy prices boosted the economy. If energy prices remained steady over this period instead, the growth rate of GDP may have been reduced by 0.3 percentage points (Figure 9). However, during the next two-year period from 1999:1 to 2001:1, energy prices first rose dramatically, then began to decline again. If this rapid rise in energy prices had not occurred, there may have been as much as 0.7 percentage points of additional GDP growth. Over the entire four-year period, a steady energy price path could have potentially boosted GDP growth by 0.2 percentage points. In interpreting these values, keep in mind that any attempt to make a judgement about what might have occurred in the past based on an hypothetical experiment, cannot fully account for the dynamic events which shape history. Nonetheless, such an experiment can help to provide insights about the likely direction and potential magnitude of impact.
- Volatility matters for all consumers and producers in the economy. Business firms, both energy and non-energy, make investment decisions based on expectations about prices. If decisions are made on the expectation of low (or high) energy prices, and the energy market varies sharply from these expectations, firms may make inappropriate investment and business decisions. Even



those firms that expect volatility may be adversely affected by simply putting off a decision until the market is more stable. Consumer purchases of housing and consumer durables such as autos and appliances are also affected by instability in energy markets. The economy would most likely perform better with stable or predictable energy prices, than when the price of energy fluctuates greatly.

### **How will oil price movements affect other countries?**

- Similar to the U.S., all countries stand to experience higher inflation due to rising oil prices. While the U.S. has been successful in reducing its dependence on oil from a consumption-per-unit of output perspective, this is not the case in many other countries, where oil use is key to their developing industrial and transportation sectors. Moreover, for the U.S., the net import share of total oil consumption is above 50 percent, and this share is expected to rise steadily in the future. Other countries face the same prospect. Higher oil prices have direct and dramatic effect on the trade patterns between countries. Here, trade in oil is just one side of the story. As higher oil prices get translated into higher commodity prices, there are likely to be changes in the prices of non-energy exported and imported goods which will affect trade beyond just the oil accounts.

Contacts: Ronald Earley (rearley@eia.doe.gov, 202/586-1398)  
Kay Smith (ksmith@eia.doe.gov, 202/586-1455)

# Alaska

## FY 2006 Low-Income Energy Programs

Federal | State | Utility

### Federal

#### LIHEAP Contact

Public Inquiries: 1-800-470-3058, 1-888-804-6330 (Outside Anchorage)

Website: [www.hss.state.ak.us/dpa/programs/hap/](http://www.hss.state.ak.us/dpa/programs/hap/)

#### Local LIHEAP Administering Agency Contacts

[www.hss.state.ak.us/dpa/programs/hap/](http://www.hss.state.ak.us/dpa/programs/hap/)

#### LIHEAP FY 2006 Funding

\$7,439,500

#### LIHEAP Income Eligibility Level

150% Federal Poverty Level

#### LIHEAP FY 2005 Benefit

Heating: \$170 min, \$2,975 max

#### LIHEAP Households Served (Estimate for FY 2005 Heating)

8,700

#### LIHEAP Program Dates

Heating: October 1 - April 30

(September 1 early application for elderly/disabled)

Crisis: October 1 - April 30

### State

#### Low-Income Rate Assistance

##### Power Cost Equalization Program (PCE)

PCE program provides economic assistance to customers in rural areas of Alaska where the kilowatt-hour charge for electricity can be three to five times higher than the charge in more urban areas of the state. The program seeks to equalize the power cost per kilowatt-hour statewide. For more detailed information, go to Alaska Statute 42.45.110.

907-269-4630 or E-mail: [Tharper@aidea.org](mailto:Tharper@aidea.org)

[www.commerce.state.ak.us/dca/](http://www.commerce.state.ak.us/dca/)

### **Low-Income Emergency Assistance**

#### **General Relief Assistance (GRA)**

GRA provides for the basic needs of Alaskans not eligible for other state assistance programs. Examples of basic needs include shelter, and utilities. GRA can provide limited assistance for clothing, transportation, food, medical care and burial. Applicants must demonstrate and verify an unmet emergent need in the month of application.

907-465-3347

### **Utility**

#### **Low-Income Energy Efficiency**

Golden Valley Electric Association (GVEA)

HomeSense

A \$65 energy audit is provided at no cost to Low-Income Weatherization Assistance Program recipients.

907-452-5323 or 1-800-478-5323

[www.gvea.com/members/homesense.php](http://www.gvea.com/members/homesense.php)

Page Last Updated: January 9, 2006

# FISCAL NOTE

**STATE OF ALASKA**  
**2006 LEGISLATIVE SESSION**

Fiscal Note Number: \_\_\_\_\_  
 Bill Version: SB 215  
 () Publish Date: \_\_\_\_\_

Revision Date/Time (Note if correction): \_\_\_\_\_ Dept. Affected: Revenue  
 Title Energy dividend for 2005 RDU Revenue Programs & Support  
 Component Permanent Fund Dividend  
 Sponsor Therriault & Kookesh  
 Requester \_\_\_\_\_ Component No. 981

**Expenditures/Revenues** (Thousands of Dollars)

Note: Amounts do not include inflation unless otherwise noted below.

OPERATING EXPENDITURES	FY 2007	FY 2008	FY 2009	FY 2010	FY 2011	FY 2012
Personal Services	0.0					
Travel						
Contractual	0.0					
Supplies	0.0					
Equipment						
Land & Structures						
Grants & Claims						
Miscellaneous						
<b>TOTAL OPERATING</b>	<b>0.0</b>	<b>0.0</b>	<b>0.0</b>	<b>0.0</b>	<b>0.0</b>	<b>0.0</b>

<b>CAPITAL EXPENDITURES</b>						
-----------------------------	--	--	--	--	--	--

<b>CHANGE IN REVENUES ( )</b>						
-------------------------------	--	--	--	--	--	--

**FUND SOURCE** (Thousands of Dollars)

1002 Federal Receipts						
1003 GF Match						
1004 GF						
1005 GF/Program Receipts						
1037 GF/Mental Health						
Permanent Fund Dividend Fund	0.0					
<b>TOTAL</b>	<b>0.0</b>	<b>0.0</b>	<b>0.0</b>	<b>0.0</b>	<b>0.0</b>	<b>0.0</b>

Estimate of any current year (FY2006) cost: 655.8 Permanent Fund Dividend Fund  
 Check this box (X) if funding for this bill is included in the Governor's FY 2006 budget proposal:

**POSITIONS**

Full-time						
Part-time						
Temporary	1					

**ANALYSIS:** (Attach a separate page if necessary)

The Energy Dividend appropriation will be made to the Permanent Fund Dividend Fund; a \$250 payment will be made to each of the approximately 600,000 individuals who qualified for the 2005 PFD. The bill requires payments to be made by March 31, 2006. Garnishments will be accepted and applied. Process servers and agencies that garnish will need to file new garnishments which will need to be keyed into the payment system.

The PFD payment system is an old and cumbersome system designed to make only one payment per year to any one individual. To execute and account for this one time energy dividend, the system must essentially be re-built. It is estimated that it would take five programmers three months to complete the work.

Prepared by: Sharon Barton Phone 465-4785  
 Division Permanent Fund Dividend Division Date/Time January 24, 2006  
 Approved by: Jerry Burnett, ASD Date \_\_\_\_\_  
 Agency Department of Revenue

FISCAL NOTE

STATE OF ALASKA  
2006 LEGISLATIVE SESSION

BILL NO. SB 215

ANALYSIS CONTINUATION

The department could not implement the program by March 31, 2005 as required by this bill.

All costs in this fiscal note could be avoided if the energy dividend were added to the 2006 Permanent Fund Dividend payment.

Projected costs are summarized below:

<b>Personal Services</b>	\$ 20.0	\$ 20.0
(Oversee contract, testing, key garnishments)		
<b>Contractual</b>		<b>625.9</b>
System programming (contract)	400.0	
Direct deposit fees	17.6	
Print warrants/advices	41.1	
ETS - MICS charges (testing/runs)	25.0	
Postage	112.2	
Mailroom charges	30.0	
<b>Supplies</b>		
Warrant/Advice stock/envelopes	9.9	9.9
	<hr/>	<hr/>
	\$ 655.8	\$655.8

## Need help with heating bills?

The Heating Assistance Program strives to ensure that no one's health is jeopardized due to the inability to pay heating bills.

For many Alaska households, heating costs place a severe and continuing stress on the family's budget. In some instances, the household is forced to make painful decisions regarding which bills to pay and which necessities to survive without.

The Heating Assistance Program (HAP) helps eligible low-income households pay for winter heating costs. HAP will provide a one-time benefit to eligible households to be used for heat and associated electric bills. The payment amount is determined by geographic location, fuel type, income, and household size.



## How does it work?

We provide a one-time benefit to eligible households to be used for heating bills.

- ◆ An overdue bill or cut-off notice is not required.
- ◆ You do not have to own your home or pay heating bills directly to be eligible for assistance.
- ◆ You do not have to be receiving public assistance to qualify.

## How to apply...

### STEP 1: Application

Application forms are available from your heating supplier, electric company, WIC clinic, Senior Center, Division of Public Assistance Office, or we'll mail one to you upon request. You can also download one from our web site at:

*<http://www.hss.state.ak.us/dpa/heat>*

To apply, complete the application form, enclose the following information, and mail it to us:

- ◆ Proof of gross income from all household members for the calendar month prior to application date;
- ◆ A copy of your current heat and electric bills (if you pay for your home energy directly);
- ◆ If you rent, a copy of your rental agreement and a recent rent receipt.



### STEP 2: Notification

We will determine if you are eligible based on the information provided. You will be notified of eligibility status within 45 days. If you are eligible, you will be informed of the amount of assistance you will receive.

### STEP 3: Payment

If you are eligible, a payment is made to your heating vendor as a credit to your account or, in some cases, directly to you.

**For more information contact us at:**

**(800) 470-3058**


**[www.hss.state.ak.us/dpa/heat](http://www.hss.state.ak.us/dpa/heat)**

## It's easy to apply!

Just complete the application form, enclose the requested information and mail it to us.

Applications must be postmarked between September 1 and April 30. Payments are awarded beginning November 1.

Income guidelines change annually. This information may be obtained on our website at [www.hss.state.ak.us/dpa/heat](http://www.hss.state.ak.us/dpa/heat) or by calling (800) 470-3058.



The Heating Assistance Program is funded by the federal Low Income Home Energy Assistance Program (LIHEAP)

State of Alaska  
Heating Assistance Program  
400 Willoughby, Suite 301  
Juneau, AK 99801-1700



# The Heating Assistance Program



Let us help you  
stay warm  
this winter!

(800) 470-3058  
[www.hss.state.ak.us/dpa/heat](http://www.hss.state.ak.us/dpa/heat)



**SB**

**224**

**SESSION ADDRESS:**  
Alaska State Capitol  
Juneau, Alaska 99801-1182  
(907) 465-4925  
Fax: (907) 465-3517  
Toll Free: 1-800-821-4925

**Senator Gary Stevens**  
**Alaska State Legislature**

**INTERIM ADDRESS:**  
112 Mill Bay Road  
Kodiak, Alaska 99615  
(907) 486-4925  
Fax: (907) 486-5264

## Memo

**To:** Senator Gene Therriault, Chair, Senate State Affairs

**From:** Senator Gary Stevens 

**Date:** 1/31/2006

**Re:** SB 224

---

I respectfully request a State Affairs Committee hearing on SB 224, An Act establishing Older Alaskans' Day at your earliest possible convenience.

Thank you for consideration of this request.

Senator Gary Stevens

**SESSION ADDRESS:**  
Alaska State Capitol  
Juneau, Alaska 99801-1182  
(907) 465-4925  
Fax: (907) 465-3517  
Toll Free: 1-800-821-4925

**Senator Gary Stevens**  
**Alaska State Legislature**

**INTERIM ADDRESS:**  
112 Mill Bay Road  
Kodiak, Alaska 99615  
(907) 486-4925  
Fax: (907) 486-5264

**Sponsor Statement SB 224**  
**An Act establishing Older Alaskans' Day**  
(Updated February 1, 2006)

Alaska's seniors are one of the nation's fastest growing senior populations, comprising 20% of the state's population. Each year, Alaskans 60 years of age and older contribute millions of dollars to Alaska's economy. Through their involvement with various organizations, service clubs and the like, they also provide thousands of hours of volunteer work through various organizations for the betterment of their communities and state. Given the numerous and important contributions Alaska's Seniors make to our state, it is a fitting honor that a day be set aside to recognize these accomplishments.

If passed into law, SB 224 will designate the second Wednesday of September as "Older Alaskans' Day". Older Alaskans' Day will be an appropriate addition to National Senior Center Week celebrations, which fall during the second full week of September starting in 2007, and will be close to Grandparents' Day. I ask for your support of this legislation.

# STATE OF ALASKA

## DEPARTMENT OF HEALTH AND SOCIAL SERVICES

### *Alaska Commission on Aging*

**FRANK H. MURKOWSKI**  
**GOVERNOR**

P.O. BOX 110693

JUNEAU, ALASKA 99811-0693

PHONE: (907) 465-3250

FAX: (907) 465-1398

### MEMORANDUM

**DATE:** February 1, 2006

**TO:** Senator Gene Therriault, Chair  
Senate State Affairs Committee

**FROM:** Linda Gohl  
Executive Director  
Alaska Commission on Aging

**SUBJ:** SB 224 – Older Alaskans' Day

The Alaska Commission on Aging wholeheartedly supports the adoption of Senate Bill 224, which would establish an Older Alaskans' Day to be celebrated annually on the second Wednesday of September.

Alaskans age 60 and older form the backbone of our state. Seniors contribute to Alaska's economy and to their communities' well-being as they offer their wisdom and experience as employees, mentors, community volunteers, and family caregivers. Most importantly, they serve to remind all our citizens of the remarkable spirit of those who helped build Alaska.

The Alaska Commission on Aging endorses the timing of this celebration in early September. We note that Older Alaskans' Day, as designated by SB 224, would take place during National Senior Center Week (which is moving to September in 2007), and close to Grandparents' Day.

We would do well to set aside a special day of honor each year to bring attention to the lives of older Alaskans and the contributions they have made and continue to make to our great state.

**SESSION ADDRESS:**  
Alaska State Capitol  
Juneau, Alaska 99801-1182  
(907) 465-4925  
Fax: (907) 465-3517  
Toll Free: 1-800-821-4925

**Senator Gary Stevens**  
**Alaska State Legislature**

**INTERIM ADDRESS:**  
112 Mill Bay Road  
Kodiak, Alaska 99615  
(907) 486-4925  
Fax: (907) 486-5264

**Sponsor Statement SB 224**  
**An Act establishing Older Alaskans' Day**

Alaska's seniors are one of the nation's fastest growing senior populations, comprising 20% of the state's population. Each year, Alaskans 60 years of age and older contribute millions of dollars to Alaska's economy. Through their involvement with various organizations, service clubs and the like, they also provide thousands of hours of volunteer work through various organizations for the betterment of their communities and state. Given the numerous and important contributions Alaska's Seniors make to our state, it is a fitting honor that a day be set aside to recognize these accomplishments.

If passed into law, SB 224 will designate the second Wednesday of September as "Older Alaskans' Day". Older Alaskans' Day will be an appropriate addition to Senior Week celebrations, which fall during the second full week of September. I ask for your support of this legislation.

# LEGAL SERVICES

DIVISION OF LEGAL AND RESEARCH SERVICES  
LEGISLATIVE AFFAIRS AGENCY  
STATE OF ALASKA

(907) 465-3867 or 465-2450  
FAX (907) 465-2029  
Mail Stop 3101

State Capitol  
Juneau, Alaska 99801-1182  
Deliveries to: 129 6th St., Rm. 329


## MEMORANDUM

January 10, 2006

**SUBJECT:** Older Alaskans' Day (SB 224 (Work Order No. 24-LS1445A))

**TO:** Senator Gary Stevens  
Attn: Doug Letch

**FROM:** Jean M. Mischel  
Legislative Counsel



You have requested a sectional summary of the above-described bill.

As a preliminary matter, note that a sectional summary of a bill should not be considered an authoritative interpretation of the bill and the bill itself is the best statement of its contents. If you would like an interpretation of the bill as it may apply to a particular set of circumstances, please advise.

**Section 1.** Establishes the second Wednesday of September of each year as Older Alaskans' Day.

JMM:med  
06-015.med

DATE: December 3, 2001 NO: 01-91

CONTACT: [Cristina Klein](#) PHONE: (907) 269-3668

**Department of Labor and Workforce Development**  
**News Release**  
**ALASKANS 60 AND OLDER AMONG FASTEST GROWING**  
**POPULATION GROUP IN THE NATION**  
**December Alaska Economic Trends Focuses on Alaska's Seniors**

Alaskans over the age of 60 are expected to more than triple in number from 53,000 in 2000 to 165,000, or 20 percent of the population, in 2025, according to the December issue of Alaska Economic Trends which is now [available](#).

In its lead article, the Alaska Department of Labor and Workforce Development publication looks at preliminary information on seniors from the 2000 U.S. Census and touches on issues such as medical costs and housing that affect seniors as they age. With advances in medicine seniors are living longer, contributing to the rising cost of living.

Some highlights of the article by Cristina Klein, deputy director of the Division of Senior Services for the Alaska Department of Administration, are:

- Of more than 800 seniors age 60 and over surveyed in 1999, nine out of ten expected to remain in Alaska. Primary reasons for leaving were better climate, proximity to relatives, and lower cost of living.
- Alaskans over age 60 generate an estimated \$1.2 billion in income and government medical benefits annually.
- Seventy-two percent of all survey respondents have health insurance other than Medicare and about 25% of this percentage have long-term care coverage.
- Urban seniors (77%) were more likely than rural seniors (55%) to have health insurance other than Medicare.
- In Alaska, 93 percent of people age 65 and over pay for their retirement in part with social security.
- Seniors are likely to own their own homes and have few debts; however, as seniors age, they are likely to spend down savings and assets to cover medical bills and specialized housing.

Research also shows that senior women outnumber senior men, especially in Alaska, that more seniors are poor, and that more of the poor are women. Women may live longer than men, but fare poorly when it comes to income.

According to the U.S. Census 2000, 14 percent of seniors age 65 and over fell below the poverty line. Of seniors age 65 and below the poverty line, women made up 54 percent. The difference in poverty status increases with age between men and women.

The December Alaska Economic Trends also takes a look at how the September 11 terrorists attacks have shaken up the national economy and what effects, if any, have been felt in Alaska.

[Return to Index](#)



February 3, 2006

The Honorable Gene Therriault, Chair  
Senate State Affairs Committee  
Alaska Capitol, Room 119  
Juneau, AK 99801-1182

SB 224 (G. Stevens)—Support

Dear Chair Therriault:

On behalf of the members of AARP in Alaska, we urge you and your colleagues on the Senate State Affairs Committee to support Majority Leader Gary Stevens bill SB 224 which would establish Older Alaskans Day.

As you are well aware, many older Alaskans truly were pioneers, settling in territorial Alaska and then remaining here to build our State. Recognition of their efforts by establishing an Older Alaskans Day is a nice tribute to the time and talent they have given and continue to give to Alaska.

AARP recommends an "AYE" vote on SB 224.

Should you have any questions about our position, please feel free to contact me (586-3637) or Patrick Luby, AARP Advocacy Director (907-762-3314).

Thank you for your consideration.

Sincerely,

A handwritten signature in cursive script that reads "Marie Darlin".

Marie Darlin, Coordinator  
AARP Capital City Task Force  
415 Willoughby Avenue, Apt. 506  
Juneau, AK 99801  
586-3637 (voice)  
463-3580 (fax)

CC: Vice-Chair Tom Wagoner  
Senator Charlie Huggins  
Senator Bettye Davis

Senator Kim Elton  
Majority Leader Gary Stevens

# FISCAL NOTE

**STATE OF ALASKA**  
**2006 LEGISLATIVE SESSION**

Fiscal Note Number: \_\_\_\_\_  
 Bill Version: SB 224  
 () Publish Date: \_\_\_\_\_

Revision Date/Time (Note if correction): \_\_\_\_\_ Dept. Affected: All  
 Title Older Alaskans' Day RDU \_\_\_\_\_  
 Component \_\_\_\_\_  
 Sponsor Sen. Gary Stevens Component No. \_\_\_\_\_  
 Requester Senate State Affairs Committee

**Expenditures/Revenues** (Thousands of Dollars)

Note: Amounts do not include inflation unless otherwise noted below.

OPERATING EXPENDITURES	FY 2007	FY 2008	FY 2009	FY 2010	FY 2011	FY 2012
Personal Services						
Travel						
Contractual						
Supplies						
Equipment						
Land & Structures						
Grants & Claims						
Miscellaneous						
<b>TOTAL OPERATING</b>	<b>0.0</b>	<b>0.0</b>	<b>0.0</b>	<b>0.0</b>	<b>0.0</b>	<b>0.0</b>

<b>CAPITAL EXPENDITURES</b>						
-----------------------------	--	--	--	--	--	--

<b>CHANGE IN REVENUES ( )</b>						
-------------------------------	--	--	--	--	--	--

**FUND SOURCE** (Thousands of Dollars)

1002 Federal Receipts						
1003 GF Match						
1004 GF						
1005 GF/Program Receipts						
1037 GF/Mental Health						
Other (Specify Type--Do not abbreviate)						
<b>TOTAL</b>	<b>0.0</b>	<b>0.0</b>	<b>0.0</b>	<b>0.0</b>	<b>0.0</b>	<b>0.0</b>

Estimate of any current year (FY2006) cost: 0.0  
 Mark this box (X) if funding for this bill is included in the Governor's FY 2007 budget proposal:

**POSITIONS**

Full-time						
Part-time						
Temporary						

**ANALYSIS:** (Attach a separate page if necessary)

This legislation would not have a significant fiscal impact on any state agency.

Prepared by: Jack Kreinheder, Senior Analyst Phone 465-4676  
 Division Office of Management and Budget Date/Time 2/1/06 1:22 PM  
 Approved by: Cheryl Frasca, Director Date 2/1/2006  
 Agency Office of Management and Budget