

ALABAMA LEGISLATURE COMMITTEE FILES, 2000-2000 86 / 2

11687 HOUSE STATE AFFAIRS

FY2006 Human Services Community Matching Grant - Sub-Recipient List

Page 2 of 3

Anchorage Agency	Brief Project Description	Amount Funded
CCS St. Francis	Program provides rent and utility assistance to households facing eviction or utility shut-off to prevent homelessness	\$17,909
SA McKinnell Shelter	Provides emergency shelter & meals for homeless 2 parent families & single fathers with children. Offers case management and support services to assist families in retaining permanent housing	\$74,919
CSS St. Francis	Receives, sorts, organizes and distributes food without charge.	\$34,292
ANHC	Provides preventive and emergency oral health services for low-income adults and children.	\$91,920
Mabel T Caverly Senior Center	Reimburses qualified seniors age 55+ for dental, eyeglasses, hearing aids, prescription drugs.	\$38,457
Red Cross	Provides emergency shelter to families and individuals suffering the effects of disaster.	\$23,398
Bean's Cafe	Assists in providing over 200,000 annual meals, a warm day shelter and over 4,000 job referrals to the poorest adults in Anchorage. Will also provide 70,000 meals to hungry children at 8 distribution sites	\$99,172
Alaska Legal Services	Provide direct and immediate legal assistance to victims of domestic violence. Services include protective orders, assistance with child custody, and divorce proceedings, obtaining health care and protecting housing	\$82,497
CCS Brother Francis	Provides homeless shelter for adults 365 days per year and assists clients with issues around homelessness	\$68,283
Alzheimer's Resource	Respite project which provides much needed breaks for low income caregivers of individuals with Alzheimer's or a related disorder	\$29,570
AWAIC	Shelter program providing shelter, advocacy, support, education and community referrals for victims of domestic violence	\$91,057
CCS Clare House	Emergency homeless shelter for women and women with children	\$101,255
	Total 06 HSCMG Funds	\$752,729

FY2006 Human Services Community Matching Grant – Sub-Recipient List

Page 3 of 3

Mat-Su Agency	Brief Project Description	Amount Funded
Kids Are People, Inc	Saxton Youth Shelter: Poverty/Economic Needs Service Category	\$28,558
Mat-Su Health Services	Outpatient/Emergency Services: Health Care Needs Service Category	\$24,479
Palmer Senior Citizens Center Inc	Living Well Care Coordination Program: Health Care Needs Service Category	\$18,367
Alaska Legal Services Corp	Mat-Su Children at Risk: Social Needs Service Category	\$16,319
Mat-Su Services for Children & Adults	Community Living Services for Local Residents with Developmental Disabilities: Social Needs Service Category	\$16,319
Children's Place	Dual Track Counseling Assistance Project	\$16,319
Boys & Girls Club of Mat-Su	Mat-Su SMART Moves and Beyond: Social Needs Service Category	\$12,239
Mat-Su Services for Children & Adults	Supporting Parents & Young Children : Health Care Needs Service Category	\$12,239
Valley Healthy Communities Program	Mat-Su ATV Helmet & Safety Program	\$10,771
Access Alaska	Health & Accessibility for Disabled Mat-Su Valley Residents	\$10,199
Salvation Army, Mat-Su Valley Corp	The SA After School Youth Program; Poverty/Economic Need Service Category	\$9,469
Alzheimer's Disease Resource Agency of Alaska	Alzheimer's Disease & Related Disorders Support Project: Social Needs Service Category	\$8,159
Alaska Addiction Rehabilitation Services, Inc	Nugen's Ranch: Social Needs Service Category	\$6,852
	Total 06HSCMG Funds	\$190,289

Mayor Begich



Municipality of Anchorage
Human Services Community Matching Grant
FY 2005 (July 1, 2004 – June 30, 2005)

Highlights of the Community Impact

Grant Funds Were Distributed to 12 Non-profit Agencies

- Alaska Legal Services
- Alzheimer's Association
- Abused Women's Aid In Crisis
- South Central Alaska American Red Cross
- Anchorage Neighborhood Health Center
- Bean's Café
- CSS: St. Francis House
- CSS: St. Francis Emergency Services
- CSS: Clare House
- CSS: Brother Francis Shelter
- Mat. J. T. Caverly
- Salvation Army: McKinnel House

Highlights of Services Provided with HSCMG Funds

- Provided 100,000 hot meals, 4,800 children's meals, 2,000 job referrals and placements, and 900 social service contacts for those in need.
- Provided emergency shelter for 62,800 bed nights. Provided shelter to 2,372 individuals, 140 families, and 290 homeless children. Provided case management to 148 families.
- Distributed furniture to 504 households without basic furniture and distributed clothing to 36,000 homeless individuals. Distributed 5,400 federal commodities boxes to qualifying families.
- Responded to 228 domestic violence calls on a 24-hour crisis line. Provided emergency shelter and program services to 140 women and 136 children.
- Provided emergency shelter within 2 hours of the event to 100% of the victims of Anchorage area disasters. Provided immediate food assistance, assistance to replace or fill any necessary medications, and provided crisis counseling to victims of disasters.
- Provided 48 units of removable dental prosthetics to low income seniors, emergency dental care for 1580, and preventive services for 720 low income, indigent, unemployed, or otherwise disadvantaged adults.


The agencies used state funds to leverage six times that amount for additional services in the community



Funding Leverage

State funds	\$ 749,731
MOA funds	\$ 270,000
Other funds leveraged	\$ 3,435,058
<i>Private, not profit sector</i>	
Total funds to the community	\$4,454,789

↑ *Challenges:*
 ↑ *population*
 ↑ *senior need*

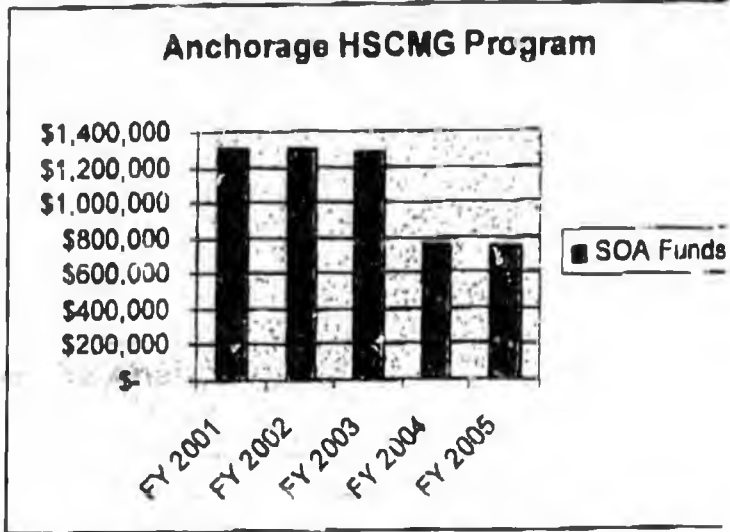


Funding has decreased to the Anchorage HSCMG Program by 43% since FY 2001

In 2001, Anchorage received \$1,297,771 in State funds for the HSCMG Program. In 2005, Anchorage received \$749,731.

The \$548,040 reduction in State funds could have leveraged \$3 million for additional health and human services in the Anchorage community.

The reduction has further diminished the amount of health and human services available in the Anchorage community as projects have either been partially funded or not funded at all. In 2005, the Anchorage HSCMG Program could not fund \$687,459 worth of services requested.



Anchorage Human Services Community Matching Grant Projects Not Funded in Fiscal Year 2005		
Agency	Project Description	Amount Requested
SA Older Alaskans	Clients served by this program are homebound disabled adults who would be at risk of poor nutrition without supplemental meals. A hot meal providing 1/3 of the minimum adult daily requirement for proper nutrition will be delivered to their homes five days per week with two frozen meals for the weekends.	\$19,261
Food Bank	Project will increase the amount of food distributed to hungry people in the MOA by 200,000 pounds annually.	\$57,673
SA Older Alaskans	Program will target the critical short-term nutritional risk of frail homebound seniors. Hot meals supplying 1/3 of the daily adult nutritional requirement will be delivered to their homes five days per week + two frozen meals for the weekends.	20,067
Chugiak Senior Center	Agency will provide home-delivered meals (Meals on Wheels) service to low-moderate income seniors unable to come to the Center for congregate meals; seniors need core food service due to physical and / or economic condition.	\$26,772
SA Cares for Kids	Program offers 24-hour residential childcare on a short-term basis up to a maximum of 72 hours to children between birth and ten years of age. Two beds are dedicated to this project. This project serves parents who are experiencing stress and / or a crisis and have limited or no support or other resources. Parents are also offered crisis counseling.	\$93,052
Amount Projects Not Funded		\$216,852
Of projects funded, amount of request not funded		\$470,607
Total Amount Not Funded		\$687,459

Mayor Anderson



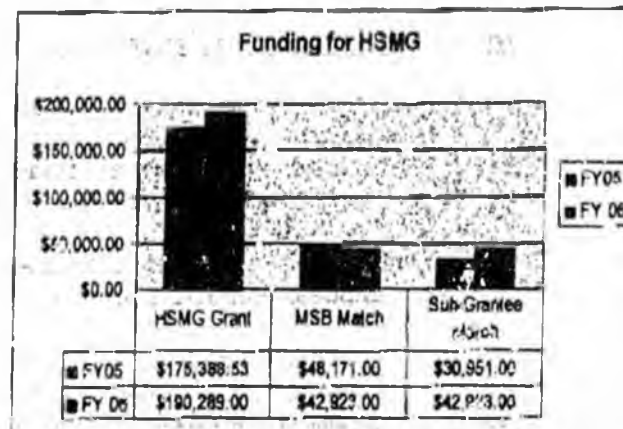
Matanuska-Susitna Borough

Human Services Community Matching Grant

HSMG has funded the following 13 non-profit agencies in the Matanuska-Susitna Borough to provide critically needed services for residents with disabilities, victims of domestic violence, seniors, residents with mental health and substance abuse challenges, homeless youth, and low-income families.

Alaska Family Resource Center
Palmer Senior Citizens Center, Inc.
The Salvation Army, Mat-Su Valley Corps
Mat-Su Services for Children & Adults
Wasilla Area Seniors, Inc.
Kids Are People, Inc.
Access Alaska

Alaska Legal Services Corporation
Alzheimer's Disease Resource Agency of Alaska
The Children's Place
Boys & Girls Club of Mat-Su
Valley Healthy Communities
Alaska Addiction Rehabilitation Services, Inc.



MSB Human Services Community Matching Grant Program Overview

- In FY05 the Matanuska-Susitna Borough (MSB) became eligible to receive HSMG funding.
- The MSB continues to be the fastest growing region in Alaska.
- Social services have historically been underfunded in this region.
- The lack of affordable health care is a major issue in every community throughout the Borough, as documented in the 2005 Matanuska-Susitna Community Assessment.
- Top concerns include alcohol and methamphetamine abuse, inadequate public transportation, unemployment or underemployment, family violence, and the lack of availability of services in all areas of the Borough.
- The Human Services Citizens Advisory Committee (HSCAC) was established in 2004, with a full membership representing all geographical areas within the MSB and a wide variety of expertise.
- In FY05, funding requests were received from nine eligible agencies totaling \$315,685, with a deficit in available funds of \$161,885.
- The number of HSMG applications increased by nearly 30% in FY06, with a deficit in available funds of \$218,765.
- In FY06, the HSCAC implemented a cap of \$35,000 per program in an attempt to more equitably distribute funding.
- MSB was not able to fully fund many critically needed programs because the need for services greatly exceeded available funds.
- Additional HSMG funds will enable the MSB to address the increasing need for these services.

leveraging yields better coordination.

FY05 and 2006 Human Services Community Matching Grant Projects (Partially Funded)	
Agency	Brief Program Description
Alaska Family Resource Center	Provides a framework for personal safety and recovery for women and their children. The women in this program are identified as survivors of physical and/or sexual violence in childhood and/or adulthood that also suffer from substance abuse and perhaps have a co-occurring mental health disorder. This program provides a safe shelter while addressing the complex, inter-related issues that women face in their daily lives with a multi-dimensional approach utilizing individual treatment services, health and safety planning, reunification efforts, life skills and other supportive activities, all which focus on holistic, client-centered services.
Palmer Senior Citizens Center, Inc.	Mental Health Care Coordinators screen referred seniors and perform multi-dimensional needs assessments. They meet with seniors, family members, and caregivers to discuss each senior's unique needs. They then develop individualized care plans that address those needs, including which services are warranted, their frequency, and their duration. PSCC provides many valuable services including Adult Day Services, Employment Assistance, Transportation, nutrition programs, senior housing, social activities, etc. Other services, such as health care and financial assistance, are arranged by coordinating with other agencies.
The Salvation Army, Mat-Su Valley Corps	The program fulfills a great need in the community, which is lacking in activities for youth during the hours after school. The program provides a supervised quiet area where youth can study, a computer lab area, a game area with video games as well as foosball, ping pong and air hockey. Guitar lessons and brass music and vocal groups are also offered. Snacks are provided for the youth each day. HSMG funding allows expansion of the program to operate five days a week.
Mat-Su Services for Children & Adults	The target group is Mat-Su residents with developmental disabilities. Funding provides essential community living services for a minimum of 15 individuals/families who are not presently receiving services and who are in greatest need.
Wasilla Area Seniors, Inc.	By 2018, 10.2% of the population the Mat-Su Valley will be age 65 and over. This increase in the senior population has also increased the demand for senior services. HSMG funds provide programs such as home delivered and congregate meals, transportation to doctors and shopping, and opportunities for social contact, which allow seniors to remain in their homes and maintain an independent lifestyle.
Kids Are People, Inc.	The project provides support for an additional community-funded bed at the eight-bed Saxton Youth Shelter in Wasilla. The shelter is the only licensed emergency shelter for homeless, runaway, abused and exploited children in Mat-Su. It has been operating twenty-four hours a day, three-hundred-sixty-five days a year since February 1995.
Access Alaska	Many disabled residents of the Matanuska-Susitna Valley have unmet health needs due to their low fixed incomes. Access Alaska receives requests for home modification, assistive devices, dental care or help with medical bills on a regular basis. The program increases the amount of funding available for these residents. In order to help fill more requests for assistance.
Alaska Legal Services	The Project will make a local Alaska Legal Services Corporation (ALSC) attorney available to low-income families in the Borough to assist with civil legal problems that threaten family stability, with a particular emphasis on domestic violence prevention and legal remedies for victims.
Mat-Su Services for Children & Adults	Program provides mental health consultation, parent education and transportation assistance for twenty families currently enrolled in the Infant Learning and Health Families programs. Parents who are emotionally resilient are able to maintain a positive attitude, creatively solve problems and effectively rise to challenges in their lives and are less likely to abuse or neglect their children.
Boys & Girls Club of Mat-Su	Boys & Girls Club of the Mat-Su Valley will help deter crime, reduce substance abuse, prevent youth suicide and promote safety in the Mat-Su Valley by providing a wide variety of positive social-recreational activities for youth ages 7-18 with a special focus on the SMART Moves prevention program.
Valley Healthy Communities	The Mat-Su ATV Helmet & Safety Program is a collaborative program involving Valley Health Communities Program (VHCP), ATV Safety Institute Trainers, Air State Troopers, Borough EMS Crews, Hartley Honda, Wasilla Arctic Cat & AK State Park Rangers. Either a series of stations or seminars on safety are completed by the participants. Upon completion participants are eligible to purchase a DOT approved helmet for \$25. The program goal is to provide 300 helmets in 2008.
Alzheimer's Disease Resource Agency of Alaska	Alzheimer's disease, affecting 11% of Matanuska-Susitna Seniors, causes total dependence within 5 - 20 years. ADRAA staff, located in the Matanuska-Susitna Borough, helps reduce depression, anxiety and stress of Alzheimer caregivers through intensive consultations and on-going support groups. Staff travels to communities throughout the Borough to ensure access to services for all residents, strengthen communities' ability to serve Alzheimer caregivers, and help seniors remain at home.

Anderson
Wagoner Mr Hopkins

**Fairbanks North
Star Borough
Health & Social
Services
Commission**



**Grant Funds Were Distributed to
Seven Non-profit Agencies**

FY 2005


- Alaska Legal Services Corporation
- Big Brothers / Big Sisters
- Fairbanks Community Food Bank
- Hospice of the Tanana Valley
- Interior Community Health Center
- North Star Council on Aging
- North Star Youth Court

**THE
AGENCIES
USED STATE
FUNDS TO
LEVERAGE 20
TIMES THAT**

20



FUNDING LEVERAGE



Highlights of Services Provided

- Distributed 841,523 pounds of food to 32,403 hungry people using 20,653 volunteer hours
- 163 homebound seniors received 59,006 hot meals delivered to their home
- 314 people were provided bereavement services after the death of a loved one and 110 terminally ill patients were provided with patient care services
- 306 individuals received legal advice and referrals for housing, family law, health, and income maintenance problems
- 703 children spent time with their Big Brother / Big Sister, enriching their lives with adult attention and support; over 77% showed improvement in school performance; 69% showed improvement in his/her attitude about school; 78% reported improvement with relationships with adults
- 65 youth were referred to youth court, diverting work from the formal juvenile justice system; youth defendants contributed 909 hours of community service
- 1,537 people were provided with primary healthcare

leveraging -> coordination better for funds & OVCs.

 print  close

RASMUSON FOUNDATION

[home](#) > [press center](#) > [bill to help charitable giving in alaska](#)

For Immediate Release
Contact: Jeff Clarke

Foundation commits funds for Permanent Fund Check-Off program

Anchorage - A bill introduced by Senator Gene Therriault (North Pole) would create a mechanism through which applicants for the Permanent Fund dividend could specify a dollar amount or a certain percentage of the dividend as a tax-deductible donation to qualified community organizations. SB 297 is "an Act relating to contributions from Permanent Fund dividends to certain educational organizations and to certain charitable organizations that provide a positive youth development program, workforce development, aid to the arts, or aid and services to the elderly, low-income individuals, individuals in emergency situations, disabled individuals, or individuals with mental illness."

The Rasmuson Foundation has offered to underwrite the administrative costs for the first few years. Foundation President Diane Kaplan commented, "The Foundation's Board is committed to supporting opportunities through which individual charitable giving is made easier for all Alaskans. We believe that this bill will ultimately help to strengthen Alaska's non-profits. For that reason, we offered to provide the financial support required to implement the program should it be approved."

The full text of SB 297 can be [viewed here](#).

-30-

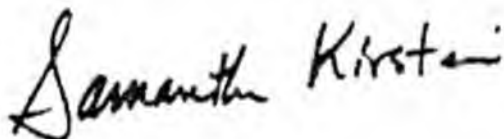
Copyright © 2006 Rasmuson Foundation
[Site Suggestions?](#) / [Accessibility Statement](#)
[Download Accessibility Plug-ins](#)

Heather Brakes

From: Samantha Kirstein [sam@fairbanksfoodbank.org]
Sent: Monday, February 13, 2006 10:47 AM
To: Heather Brakes
Subject: Permanent Fund designations QUOTE

Thank you, Senator Therriault. In all local grassroots organizations, such as food banks, there are no state or federal grants to support the community work we do. At the Fairbanks Community Food Bank we receive "salvage/donated" food and give it away free, and that is not revenue generating, so we are here from one day to the next, and from one year to the next. The work we do saves the State of Alaska a lot of money (using government programs to provide food assistance cost more than supporting local grassroots community programs). Our staffs are very small and we are primarily volunteer programs, so any and all help we can have in fundraising for these programs is most definitely needed and appreciated. We will always do the best we can with what we have, leveraging every community resource, but each year brings its' own financial challenges and near-death experiences (this year it is the enormous costs of various insurances, such as worker's comp). At this food bank, our in-kind donations are millions of dollars each year. We tie together all manner of local donations of volunteer time, donated food, donated buildings – but someone still needs to pay for the gas to keep the vehicles on the road, and fuel to keep the buildings warm. We work hard to keep our operations costs low, and we do, but there are still costs involved. Your idea of giving people an opportunity to choose to donate to health and social services organizations in this state, especially those who do NOT already get state/federal funds to operate their programs, is a great idea. Thank you. It is a common sense approach to assisting common sense community programs.

One other thought: What if the grocery stores paid one tenth of one percent of their gross sales to their local food bank? I see the problems in what I am saying, but I also see the advantages.



Samantha Castle Kirstein

Executive Director

Fairbanks Community Food Bank

725 26th Avenue

Fairbanks, Alaska 99701

907-452-7761 ext 105

donate on-line: www.fairbanksfoodbank.org



United Way of Anchorage
701 West 8th Ave., Suite 230
Anchorage, Alaska 99501
tel 907.263.3800
fax 907.263.3801
www.unitedwayofanchorage.org

March 20, 2006

Senator Gene Therriault
State Capitol, Room 119
Juneau, AK 99801-1182

Dear Senator Therriault,

United Way of Anchorage supports SB 297 which authorizes contributions from permanent fund dividends to charitable organizations.

Alaskans depend upon non-profit and charitable organizations for many essential services and to bolster our quality of life. These services depend upon private contributions. As a new state, we are just developing a tradition of individual philanthropy to support these many services. Affording Alaskans the opportunity to invest their permanent fund dividends into their community fosters the growth of philanthropic giving and keeps community services robust.

Thank you for your efforts.

A handwritten signature in black ink, appearing to read "Michele Brown", with a long horizontal flourish extending to the right.

Michele Brown
President

2006 Adult PFD Online Application

All required fields have * by them

1. Did you receive a 2005 dividend?* Answer YES even if your dividend was assigned or garnisheed	<input type="checkbox"/>
2. Are you in Alaska today?*	<input type="checkbox"/>
3. A. During 2005, were you gone from Alaska more than 90 days total?*	<input type="checkbox"/>
3. B. During 2005, were you gone from Alaska more than 180 days total?*	<input type="checkbox"/>
4. Are you a United States citizen?*	<input type="checkbox"/>
5. At any time since December 31, 2004, were you on active duty as a member of the U.S. Armed Forces?* Civilians, Alaska National Guard members, and Alaska Reservists Answer No	<input type="checkbox"/>
6. Do you want to place 50% of your dividend in the UA College Savings Plan?*	<input type="checkbox"/>

Review Your Answers, then select:

Link to UA College Savings website

- Continue to access the next page of the PFD application.
- Confirm Exit and then click on the Exit button to leave the application -- your entries WILL NOT be saved.

Continue

Confirm Exit

Exit

FISCAL NOTE

STATE OF ALASKA
2006 LEGISLATIVE SESSION

Fiscal Note Number: _____
 Bill Version: HB 496
 () Publish Date: _____

Revision Date/Time (Note if correction): _____ Dept. Affected: Revenue
 Title PFD Charitable giving RDU Revenue Programs & Support
 Component Permanent Fund Dividend
 Sponsor House State Affairs
 Requester _____ Component No. 981

Expenditures/Revenues (Thousands of Dollars)

Note: Amounts do not include inflation unless otherwise noted below.

OPERATING EXPENDITURES	FY 2007	FY 2008	FY 2009	FY 2010	FY 2011	FY 2012
Personal Services	65.0	35.0	35.0			
Travel						
Contractual	327.0	127.0	127.0			
Supplies	1.0	1.0	1.0			
Equipment						
Land & Structures						
Grants & Claims						
Miscellaneous						
TOTAL OPERATING	393.0	163.0	163.0	0.0	0.0	0.0

CAPITAL EXPENDITURES						
-----------------------------	--	--	--	--	--	--

CHANGE IN REVENUES ()						
-------------------------------	--	--	--	--	--	--

FUND SOURCE (Thousands of Dollars)

1002 Federal Receipts						
1003 GF Match						
1004 GF						
1005 GF/Program Receipts						
1037 GF/Mental Health						
1108 Statutory Program Receipts	393.0	163.0	163.0			
TOTAL	393.0	163.0	163.0	0.0	0.0	0.0

Estimate of any current year (FY2006) cost: 0.0
 Check this box (X) if funding for this bill is included in the Governor's FY 2006 budget proposal:

POSITIONS

Full-time						
Part-time	1	1	1			
Temporary						

ANALYSIS: (Attach a separate page if necessary)

This bill requires the department to set up and administer a program in which PFD applicants who apply online can assign part or all of their dividend each year to one or more educational or charitable organizations. The list of such organizations will be established through an application process according to criteria established in the bill. Appeals are anticipated from organizations whose applications to be listed are denied. The department has been given the estimate of 600 or more organizations that may be eligible. As written, the program will be effective beginning with the 2007 dividend and will sunset after the 2009 dividend as written. The department may not be able to meet the requirement to implement in 2007 because of the short lead time available.

Prepared by: Sharon Barton Phone 465-4785
 Division Permanent Fund Dividend Date/Time 3/31/06 3:30 PM
 Approved by: Jerry Burnett Date 3/31/2006
 Agency Department of Revenue

FISCAL NOTE

STATE OF ALASKA
2006 LEGISLATIVE SESSION

BILL NO. SB 297


ANALYSIS CONTINUATION

Costs are outlined below. This fiscal note includes no marketing except for basic information about the program and list of participating organizations in the PFD application booklet and on the PFD website.

Cost summary:

100	Personal Services	65.0
	Contract administration (program administration and *computer programming contracts)	
	Review agent's recommendations for approved organizations	
	Respond to requests for reconsideration/appeals	
	Respond to applicant questions and requests to withdraw/change designations, troubleshoot problems	
	Accounting and monthly payments to agent	
300	Contractual	
	Mainframe, server, and web application changes	*200.0
	Program administration	86.0
	* Printing - two additional pages to application booklet; distribution letters to participants (1099)	10.0
	**Postage - increased postage for application booklets and distribution letters to participants	25.0
	Data storage and computer services	2.5
	Office of Administrative Hearings (approx. five hearings)	2.5
400	Supplies	<u>1.0</u>
	Total	\$ 392.0
	*One time cost	
	** Print and postage cost for 1099 based on 50,000 participants	

**State of Alaska
Department of Revenue**



**2005
Annual Report**

Frank H. Murkowski, Governor
William Corbus, Commissioner
Sharon Barton, Director

This report is available on the Internet
www.pfd.state.ak.us



The Office of
Governor Frank H. Murkowski

February 24, 2006

Dear Alaskans:

The Permanent Fund Dividend (PFD) Division has summarized the 24th year of the PFD program in this report. I hope you find the information useful and interesting.

In this report, I am pleased to see the excellent results from the division's increased attention to PFD fraud. The division investigated over 1,500 fraud tips and completed over 8,000 audits this year. Over \$1.9 million were denied or assessed as a result of this work. These dollars go back into the dividend fund and into future dividends. Stories in the media about the six criminal indictments and two convictions achieved this year are a strong deterrent to those who steal identities, forge documents, or otherwise provide false information in order to receive a PFD.

As we continue to look at how we manage and use Alaska's Permanent Fund, two principles are indisputable: the importance of the PFD to every Alaskan, and the strong value of the dividend to Alaska's economy.

As we approach the 25th year of the Permanent Fund Dividend, it is good to reflect on the purposes for which the dividend was established: to allow all Alaskans to share in the state's resource wealth; to provide a reason for every Alaskan to care about the management and use of the Permanent Fund; and, recognizing that people are the most important resource to a young and growing state, to provide an incentive for Alaskans to remain in the state.

It is my pleasure to present you this 2005 report.

Sincerely yours,

A handwritten signature in black ink that reads "Frank H. Murkowski".

Frank H. Murkowski
Governor

Permanent Fund Dividend 2005 Annual Report

Table of Contents

Executive Summary	1
2005 in Retrospect	2
New Legislation	3
2005 Dividend Calculation	4
Five-Year History of Dividend Calculations	5
Comparison of Application and Payment Status	6
Historical Summary of Dividend Applications and Payments	7
Comparison of State Population to Applications Received	8
History of Dividend Amounts	9
Organization	10
Organization Chart	11
Key Contacts	12
Organization and Responsibilities	13
Permanent Fund Dividend Division History	15
Dividend Application Information	17
2005 Dividend Application Detail	18
Application Filing Activity	19
How Applicants Answered Application Questions	20
Why Applicants Were Absent From the State	21
Applicant Birth State Data	22
Applicant Demographics	23
Applicant Mailing Address by City	24
Documents Processed	30
Dividend Payment Information	31
2005 Dividend Payment Activity	32
Prior-Year Dividend Payment Activity	33
Direct Deposit Summary	34
Direct Deposit Historical Data	35
Dividend Garnishments Summary	36
Dividend Assignments Summary	37
University of Alaska College Savings Plan Contributions	38
Collections Activity	39
Dividend Information Offices	40
Dividend Information Office Activity Summary	41
Summary of Questions Answered by Telephone	42
Dividend Information Office Monthly Activity	43
Two-Year Comparison of Information Office Activity	44
Initial Review	45
Initial Review Activity	46
Final Review	47
Final Review Caseload Activity	48
Appeals	49
Informal Appeals Caseload Activity	50
Fraud Investigations	51
Summary of Fraud Tip Investigations	52
Summary of Audit Investigations	53
Data Processing	54

Executive Summary Section

This section provides an overview of highlights and accomplishments of the dividend program and the PFD Division for 2005. It includes the dividend calculation and dividend activity for 2005 in comparison with prior year activity. This section also summarizes new Permanent Fund Dividend legislation enacted into law in 2005.

Detailed data and information specific to dividend activities are included in other sections of this report.

2005 In Retrospect

2005 was another year of change in the PFD program, all aimed at achieving the division's goals of paying all eligible Alaskans on the scheduled payment dates, to accomplish this work as cost effectively as possible, and to maintain the highest possible level of customer service. The most significant changes are highlighted below:

- **Banner year for online filing.** A total of 211,464 Alaskans applied online for the 2005 dividend, and 61% used the e-signature option.
- **Fewer applicants paid in 2005.** For the first year since 1990, fewer dividends were paid than in the prior year. Approximately 3,600 fewer applications were approved for payment.
- **Deadline for submitting additional information changed.** A 2005 regulation eliminated the October 31 deadline for submitting supporting documentation and replaced it with the requirement to respond to requests for more information in 30 days. The response from the public has been excellent with fewer applicants forgetting about a distant deadline and/or losing necessary documents. Extensions are granted when applicants need more time to obtain their information. The changed deadline will allow the division to complete the processing of applications earlier so more applicants can be paid in the regular fall payment season.
- **2006 dividend application incentives campaign begun.** In 2004, 25% of all applicants filed online and 78% selected direct deposit. One third of all applicants waited until March to apply. Because of the benefits to all applicants, the division established payment incentives for those who do apply online in January and select direct deposit. Applicants were first notified with their 2005 dividend payment about the upcoming 2006 changes. Division representatives appeared on radio and television programs during December to explain and promote the incentives.
- **Increased fraud investigations produce results.** The fraud unit substantially increased the audit function this year, examining over 8,000 cases compared to 1,700 in 2004. Fraud tip investigation also increased by some 200 cases. The outcome was six indictments in state or federal court, civil actions, and the recovery of approximately \$1.9 million.
- **Phase I of the new application information system (DAIS II) implemented.** The data entry piece of the information system was completely redesigned. The benefit to all Alaskans is that initial processing of paper applications and supporting documents will go much faster, resulting in earlier availability of status information to applicants and staff cost savings that will translate into more dollars available for dividends.
- **Optical character recognition implemented.** Use of optical character recognition (OCR) was implemented for all forms generated by the division. When these forms are returned to the division by an applicant, the computer will recognize the kind of form and link it properly to the applicant file, reducing manual processing of thousands of documents.

New Legislation

The 2005 legislature passed two bills that relate to the dividend program. Following is a brief summary of the bills. The full text can be accessed through the Alaska Legislature's web site at www.legis.state.ak.us/basis/start.asp.

HB 131 (Ch 67 SLA 2005) – Theft of Access Device. This bill recognizes theft of an access device property as a crime of theft in the second degree. An access device property in this bill includes items used for identifying an individual, such as a password, Social Security Number or birth information. This bill is relevant to the myAlaska electronic signature function used in the PFD online application.

HB 201 (Ch 83 SLA 2005) – Power of Attorney to sign a PFD application for certain military members. This bill authorizes an individual to complete, sign and file an application on behalf of a member of the armed forces who is serving outside the United States if the individual has a power of attorney from the member that authorizes the individual to file that application. This bill took effect January 1, 2006.

2005 Dividend Calculation
Calculated September 19, 2005

Amount Available for Dividends

FY 06 PFD Fund Beginning Balance	\$ 5,842,601.56	
Expenditures to date	(126,526.64)	
Amount Collected from Assessments of Prior Year Dividends	82,311.11	
PFD Fund Balance as of September 19, 2005		\$ 5,798,386.03
Transfer from Permanent Fund Corporation		
Permanent Fund Earnings (5-year average)	532,131,677.69	
Less Appropriations (see below)	(26,928,100.00)	
Net Transfer from Permanent Fund Corporation		505,203,577.69
Reductions (see below)		(940,085.43)
Total Amount Available for Dividends		<u>\$510,061,878.29</u>

Total estimated number of eligible applicants: 603,080

The Department of Revenue uses an estimate because some applications are in review or incomplete as of the dividend calculation date. A number of these applications will be determined as payable after review or when applicants submit information needed to determine their eligibility. Also, some application types have extended filing due dates until March 31, 2006, such as estate and disabled applicants.

Dividend Calculation	<u>\$510,061,878.29</u>	=	\$845.76
	603,080		

Appropriations and Reductions Detail

Appropriations

Department of Health and Social Services (Hold Harmless)		\$12,834,700.00
Department of Corrections		4,237,800.00
Department of Revenue Administrative Cost		
Administrative Cost	5,987,900.00	
Imaging System Update Capital Project	<u>117,000.00</u>	
Total Department of Revenue, PFD Division		6,104,900.00
Department of Public Safety		
Council on Domestic Violence & Sexual Assault		2,585,600.00
Department of Administration		
Violent Crimes Compensation Board	728,300.00	
Office of Administrative Hearings	113,400.00	
Total Department of Administration		841,700.00
Alaska State Legislature - Office of Victims' Rights		<u>273,400.00</u>
Total Appropriations		<u>26,928,100.00</u>

Reductions

Reserve for Prior-Year Dividend Liabilities		587,834.55
Reserve for 18-Year-Old Filings for Prior Years		<u>352,250.88</u>
Total Reductions		940,085.43

Total Appropriations and Reductions Detail		<u>\$27,868,185.43</u>
---	--	-------------------------------

Five-Year History of Dividend Calculations

Dividend Calculation	2005	2004	2003	2002	2001
Dividend Fund Balance as of Calculation Date ¹	\$ 5,798,386.02	\$ 3,608,113.93	\$ 7,110,446.54	\$ 15,227,909.32	\$ 13,411,836.21
Add Permanent Fund Earnings	532,121,877.69	581,245,966.80	690,658,806.69	925,805,851.87	1,112,601,116.07
Less Appropriations and Reductions					
Appropriations (see below)	(26,928,100.00)	(31,147,400.00)	(33,594,400.00)	(28,353,200.00)	(30,301,000.00)
Reductions (see below)	(940,085.43)	(1,101,300.29)	(953,757.95)	(1,263,307.56)	(3,260,605.11)
Total Appropriations and Reductions	(27,868,185.43)	(32,248,700.29)	(34,548,157.95)	(29,616,507.56)	(33,561,605.11)
Total Amount Available for Dividends	<u>\$510,061,879.29</u>	<u>\$552,605,380.44</u>	<u>\$663,221,095.28</u>	<u>\$911,417,253.63</u>	<u>\$1,092,451,347.17</u>
Estimated Eligible Applicants	603,080	600,760	598,813	591,537	590,423
Dividend Amount ²	<u>\$845.76</u>	<u>\$919.82</u>	<u>\$1,107.56</u>	<u>\$1,540.76</u>	<u>\$1,850.28</u>

¹ Dividend amounts are calculated in mid-September to coincide with the Alaska Permanent Fund Corporation's annual meeting.

² Dividend amounts are rounded to an even amount to allow even division when computing the 50% University of Alaska College Savings Plan check-off option as provided under AS 14.40.807.

Appropriations and Reductions Detail

Appropriations

Department of Health and Social Services (hold-harmless provision for public assistance recipients)	\$12,884,700.00	\$15,949,900.00	\$15,405,500.00	\$13,007,900.00	\$16,147,300.00
Department of Corrections	4,237,800.00	5,092,400.00	6,855,400.00	4,257,900.00	3,615,100.00
Department of Revenue PFD Division	6,104,900.00	5,794,300.00	5,444,100.00	5,244,700.00	5,099,200.00
Department of Public Safety					
Council on Domestic Violence & Sexual Assault	2,585,600.00	3,107,000.00	4,008,800.00	4,004,800.00	4,004,800.00
Batters Intervention Program	0.00	0.00	200,000.00	200,000.00	200,000.00
Total Department of Public Safety	<u>2,585,600.00</u>	<u>3,107,000.00</u>	<u>4,208,800.00</u>	<u>4,204,800.00</u>	<u>4,204,800.00</u>
Department of Administration					
Violent Crimes Compensation Board	728,300.00	875,200.00	1,178,400.00	1,175,700.00	1,170,700.00
Office of Administrative Hearings	113,400.00	0.00	0.00	0.00	0.00
	<u>841,700.00</u>	<u>875,200.00</u>	<u>1,178,400.00</u>	<u>1,175,700.00</u>	<u>1,170,700.00</u>
Alaska State Legislature - Office of Victims' Rights	273,400.00	328,600.00	462,200.00	462,200.00	63,900.00
Total Appropriations	<u>\$26,928,100.00</u>	<u>\$31,147,400.00</u>	<u>\$35,594,400.00</u>	<u>\$28,353,200.00</u>	<u>\$30,301,000.00</u>

Reductions

Reserve for Prior-Year Dividend Liabilities	587,834.55	881,464.06	502,207.72	1,024,643.51	3,165,616.65
Reserve for 18-year-old Filers	352,250.88	219,836.23	451,550.23	238,664.05	94,988.46
Total Reductions	<u>\$940,085.43</u>	<u>\$1,101,300.29</u>	<u>\$953,757.95</u>	<u>\$1,263,307.56</u>	<u>\$3,260,605.11</u>

Comparison of Application and Payment Status

	2005		2004		2003	
	Total	% Total	Total	% Total	Total	% Total
<u>Applicants</u>						
Adult	444,726	70.91%	441,959	70.71%	435,322	70.28%
Child	182,479	29.09%	183,113	29.29%	184,124	29.72%
Total	627,205	100.00%	625,072	100.00%	619,446	100.00%
<u>Application Status</u>						
Eligible for Payment	594,804	94.93%	598,378	95.73%	595,567	96.15%
Denied	28,939	4.61%	25,166	4.03%	23,541	3.80%
In Review	2,174	0.35%	351	0.06%	66	0.01%
In Appeal	1,156	0.18%	1,060	0.17%	23	0.00%
Incomplete Application	107	0.02%	89	0.01%	10	0.00%
Assessed for Repayment	25	0.00%	28	0.00%	239	0.04%
Total	627,205	100.00%	625,072	100.00%	619,446	100.00%
<u>Payment Status</u>						
Paid by Direct Deposit						
Full Dividend	431,108	68.73%	420,442	67.25%	418,438	67.56%
Partial Dividend ¹	18,625	2.97%	19,127	3.06%	18,001	2.90%
Paid by Warrant						
Full Dividend	120,013	19.13%	123,141	19.70%	125,447	20.25%
Partial Dividend ¹	7,482	1.19%	12,866	2.06%	13,076	2.11%
Fully Garnisheed	18,377	2.93%	22,802	3.65%	20,605	3.33%
Not Paid	31,600	5.04%	26,694	4.27%	23,879	3.85%
Total	627,205	100.00%	625,072	100.00%	619,446	100.00%

¹Applications which were partially assigned and/or garnisheed.

Note: Some applications in appeal and review status were not complete as of the print date of this report. They will be processed and determined as acceptable for payment or denied in early 2006. Some applications in review and appeal status for prior years result from applications received by 18-year-olds who are filing for a dividend they did not receive as a child.

2,773 fewer dividends were paid in 2005 than in 2004.

Number of applicants who have received all 24 dividends since program inception (1982): **98,034**

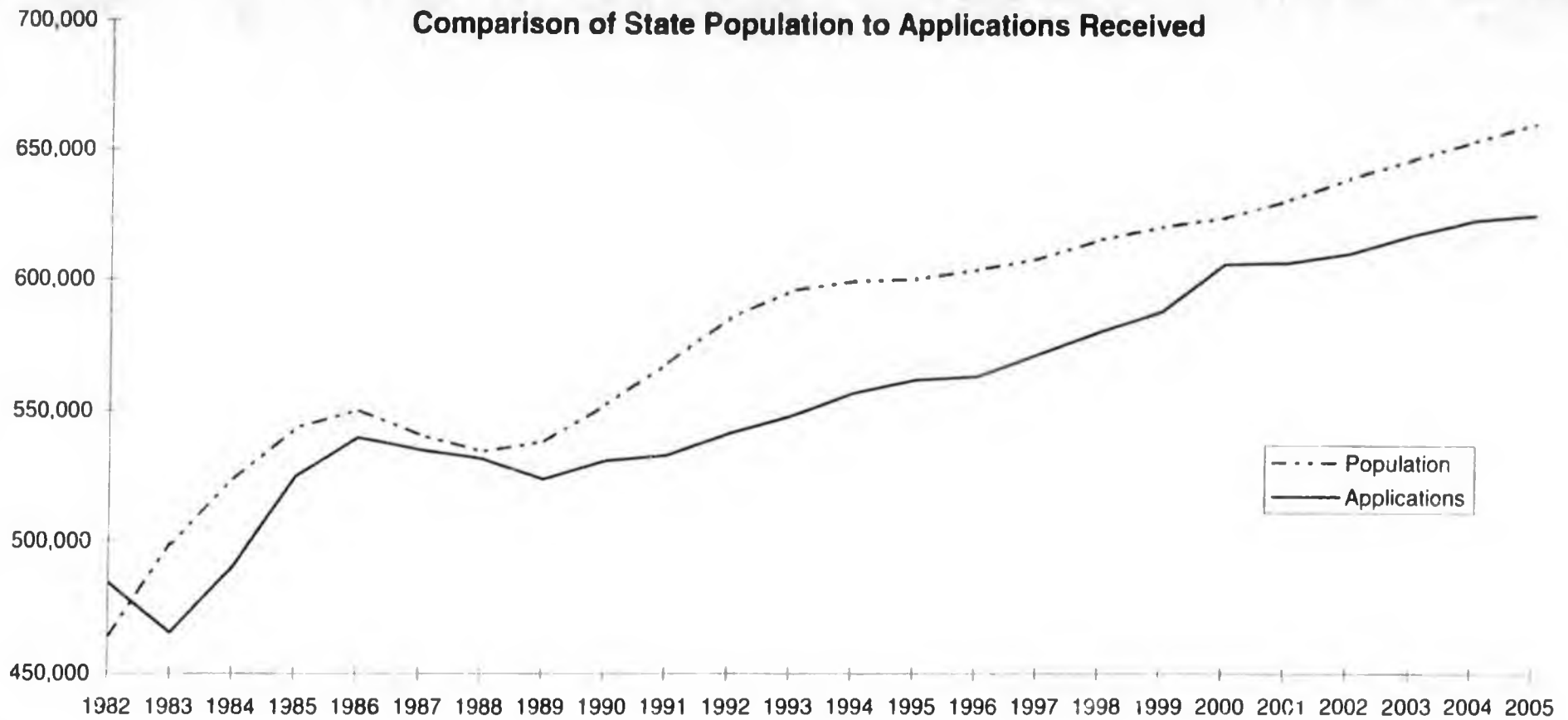
Historical Summary of Dividend Applications and Payments

Dividend Year	State Population	Dividend Applications		Dividend Amount	Amount Disbursed
		Received	Paid		
2005	662,604	627,205	594,028	\$845.76	\$502,405,121.28
2004	655,435	625,072	598,378	\$919.84	\$550,412,019.52
2003	648,243	619,446	595,567	\$1,107.56	\$659,626,186.52
2002	640,841	612,258	589,378	\$1,540.76	\$908,090,047.28
2001	632,389	608,504	586,187	\$1,850.28	\$1,084,610,062.36
2000	625,504	607,823	583,040	\$1,963.86	\$1,145,008,934.40
1999	622,000	589,778	572,790	\$1,769.84	\$1,013,746,653.60
1998	617,082	581,837	565,256	\$1,540.88	\$870,991,665.28
1997	609,655	573,089	554,733	\$1,296.54	\$719,233,523.82
1996	605,212	564,411	546,040	\$1,130.68	\$617,396,507.20
1995	601,581	563,052	541,851	\$990.30	\$536,595,045.30
1994	600,622	557,874	534,608	\$983.90	\$526,000,811.20
1993	596,906	549,095	527,952	\$949.46	\$501,269,305.92
1992	586,722	542,285	522,639	\$915.84	\$478,653,701.76
1991	569,054	533,710	512,098	\$931.34	\$476,937,351.32
1990	553,171	531,515	497,608	\$952.63	\$474,036,309.04
1989	538,900	524,294	507,551	\$873.16	\$443,173,231.16
1988	535,000	532,241	518,152	\$826.93	\$428,475,433.36
1987	541,300	535,590	529,482	\$708.19	\$374,973,857.58
1986	550,700	540,216	532,299	\$556.26	\$296,096,641.74
1985	543,900	525,148	518,476	\$404.00	\$209,464,304.00
1984	524,000	490,414	481,316	\$331.29	\$159,465,116.34
1983	499,100	465,569	457,207	\$386.15	\$176,550,483.05
1982	464,300	484,344	469,740	\$1,000.00	\$469,740,000.00
Total		13,384,770	12,935,406	\$24,775.45	\$13,622,952,333.03

Source:

Dividend statistics were obtained from the Permanent Fund Dividend Division's Application and Payment Status report as of January 2006. Population statistics were obtained from the Alaska Department of Labor.

Comparison of State Population to Applications Received



Year	1982	1983	1984	1985	1986	1987	1988	1989	1990	1991	1992	1993	1994	1995	1996	1997	1998	1999
Population	464,300	499,100	524,000	543,907	550,700	541,300	535,000	538,900	553,171	569,054	586,722	596,906	600,622	601,581	605,212	609,655	617,082	622,000
Applications	484,344	465,569	490,414	525,148	540,216	535,590	532,241	524,294	531,515	533,710	542,285	549,095	557,874	563,052	564,411	573,089	581,837	589,778

Year	2000	2001	2002	2003	2004	2005
Population	625,504	632,389	640,841	648,243	655,435	662,604
Applications	607,823	608,504	612,258	619,446	625,072	627,205

Notes

- 1) Population generally exceeds number of applications because applicants must be a resident for at least an entire year before they may qualify for a dividend.
- 2) The number 1982 applications represents accumulated data from 1979 through 1982, the first year that dividends were paid. Dividends were not paid prior to 1982 because of litigation challenging residency requirements of the dividend statutes in effect at the time.

Population statistics were obtained from the Alaska Department of Labor.

History of Dividend Amounts

Year	Dividend Amount	Increase (Decrease)
1982	\$1,000.00	
1983	386.15	
1984	331.29	-14.21%
1985	404.00	21.95%
1986	556.26	37.69%
1987	708.19	27.31%
1988	826.93	16.77%
1989	873.16	5.59%
1990	952.63	9.10%
1991	931.34	-2.23%
1992	915.84	-1.66%
1993	949.46	3.67%
1994	983.90	3.63%
1995	990.30	0.65%
1996	1,130.68	14.18%
1997	1,296.54	14.67%
1998	1,540.88	18.85%
1999	1,769.84	14.86%
2000	1,963.86	10.96%
2001	1,850.28	-5.78%
2002	1,540.76	-16.73%
2003	1,107.56	-28.12%
2004	919.84	-16.95%
2005	<u>845.76</u>	-8.05%
Total	<u><u>\$24,775.45</u></u>	

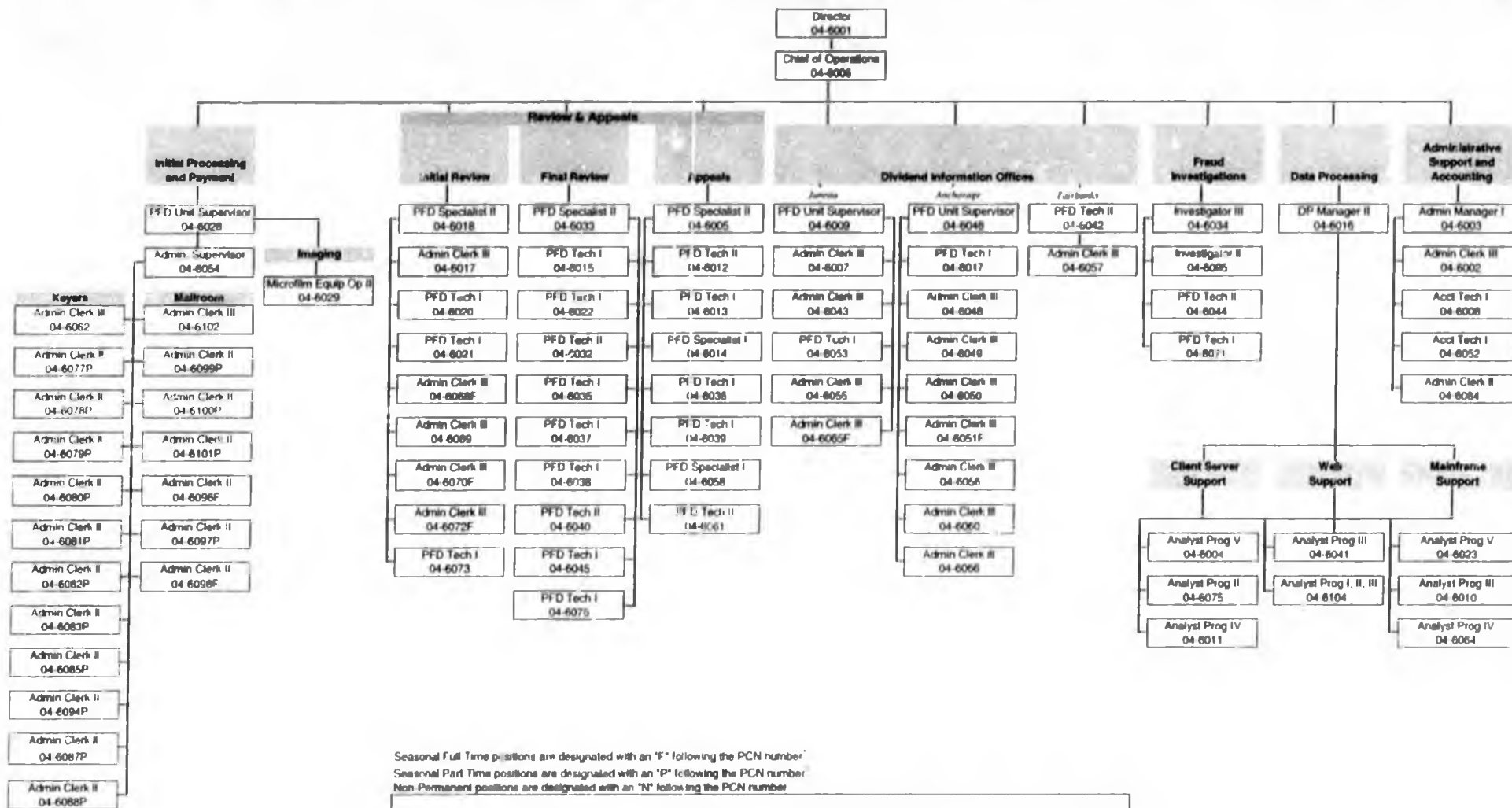
Note: 1983 dividend was the first annual dividend. The 1982 dividend was for combined years 1980 through 1982.

Organization

The Permanent Fund Dividend (PFD) Division is organized as a division within the Alaska Department of Revenue and is headquartered in Juneau. The PFD Division has dividend information offices in Anchorage, Fairbanks and Juneau. This section includes information about the division's organization and describes functions performed by the different sections within the division.

**Permanent Fund Dividend Division
Organization Chart
As of December 31, 2005**

Organization



Seasonal Full Time positions are designated with an "F" following the PCN number.
Seasonal Part Time positions are designated with an "P" following the PCN number.
Non Permanent positions are designated with an "N" following the PCN number.

Position Count	Permanent Full Time	Seasonal Full Time	Seasonal Part Time	Non-Permanent	Total
Juneau	52	6	15	0	73
Anchorage	10	1	0	0	11
Fairbanks	2	0	0	0	2
Total	64	7	15	0	86

* Seasonal Full Time positions consist of permanent employment more than nine and half months but less than twelve full months.

† Seasonal Part Time positions consist of permanent employment which is less than nine and half months per year.

Key Contacts

Director

Sharon L. Barton
Juneau Office
(907) 465-2323

Sharon_Barton@revenue.state.ak.us

Home Page: www.pfd.state.ak.us

E-mail for questions or information: dividend_information@revenue.state.ak.us

*****~*****

Chief of Operations

Amy Skow
Juneau Office
(907) 465-4784
Amy_Skow@revenue.state.ak.us

Initial Review

Vacant
Juneau Office
(907) 465-4776

initial Processing & Payment

Tom Weed
Juneau Office
(907) 465-4778
Tom_Weed@revenue.state.ak.us

Final Review

Mary Graham
Juneau Office
(907) 465-3426
Mary_Graham@revenue.state.ak.us

Appeals

Wendy Hughes
Juneau Office
(907) 465-2038
Wendy_Hughes@revenue.state.ak.us

Fraud Investigations

Daniel Boone
Juneau Office
(907) 465-3277
Daniel_Boone@revenue.state.ak.us

Data Processing

Annette G.E. Smith
Juneau Office
(907) 465-2641
Annette_CE_Smith@revenue.state.ak.us

Anchorage Dividend Information Office

Kim Rydberg
Anchorage Office
(907) 269-0371
Kim_Rydberg@revenue.state.ak.us

Fairbanks Dividend Information Office

Marjorie Marlow
Fairbanks Office
(907) 451-5096
Marjorie_Marlow@revenue.state.ak.us

Juneau Dividend Information Office

Skyler Lashley
Juneau Office
(907) 465-3615
Skyler_Lashley@revenue.state.ak.us

Anchorage Office

Alaska Department of Revenue
Permanent Fund Dividend Division
616 E Street
Anchorage, AK 99501-3528

Tel (907) 269-0370
Fax (907) 269-0384
TTY (Hearing Impaired) 279-0098

Fairbanks Office

Alaska Department of Revenue
Permanent Fund Dividend Division
1005 Cushman Street
Fairbanks, AK 99701

Tel (907) 451-2820
Fax (907) 451-5142
TTY (Hearing Impaired) 451-5095

Juneau Office

Alaska Department of Revenue
Permanent Fund Dividend Division
11th Floor, State Office Building
PO Box 110461
Juneau, AK 99811-0461

Tel (907) 465-2326
Fax (907) 465-3470
TTY (Hearing Impaired) 465-2868

Toll free number (800) 733-8813

Available year-round in Alaska

Dividend Fraud Hotline (907) 465-2654 or 269-0385 Email - pfdfraud@revenue.state.ak.us

Organization and Responsibilities

During 2005, the Permanent Fund Dividend Division was staffed by 86 positions comprised of 64 full-time and 22 seasonal positions (primarily employed for mail room and data entry work). The division is headquartered in Juneau and has public information offices in Juneau, Anchorage and Fairbanks. The division was organized into eight sections: Initial Processing and Payment, Initial Review, Final Review, Appeals, Fraud Investigations, Dividend Information Offices, Data Processing, and Administrative Support and Accounting. The division's fiscal year 2006 operating budget is \$6.0 million.

Initial Processing and Payment (IPPS) is responsible for (1) receiving, preparing and imaging applications and supporting documentation, and entering application and supporting information, and garnishments into the computer system; (2) coordinating all aspects of the dividend distribution processes, including direct deposit and warrant distribution; (3) the section shares responsibility for accounting for dividend payments and related transactions; and (4) IPPS is also responsible for coordinating and managing PFD forms and distribution.

Initial Review Section (IRS) is responsible for (1) examining applications that are incomplete or flagged by the division's computer system as requiring further attention; (2) examining and processing responses to division requests for additional information; and (3) the initial review of applications with eligibility issues that cannot be handled by the computer.

Final Review is responsible for reviewing applications that have been flagged by the computer system or referred by the initial review process for having a potential problem in one or more of the following areas:

- Establishing residency
- Breaking Alaska residency
- Absences not allowed by law
- Intent to remain in Alaska

Employees work with applicants to gather information needed to determine their eligibility under the dividend program. Some cases are resolved without contacting the applicant if the applicant submits sufficient information with the application. If an applicant is found to be ineligible, staff issues a denial letter outlining the reasons for the denial and informing the applicant of his or her appeal rights.

Organization

Appeals is responsible for conducting informal conferences for applicants who disagree with their dividend denial. Appeals staff review each appeal and develop facts and information relating to matters in dispute by the applicant. Staff issue written decisions to applicants upon conclusion of an informal conference, which is usually conducted by written correspondence. If the applicant disagrees with the informal appeal decision, the applicant may request a formal hearing before an administrative law judge in the statewide Office of Administrative Hearings in the Department of Administration. A designated employee from Appeals represents the division at formal hearings.

Fraud Investigations is responsible for investigating fraud tips received from the public and other agencies throughout the year, and conducting focused audits. Investigations result in administrative and/or criminal penalties.

Dividend Information Offices are responsible for assisting applicants who need help with completing their applications or need information about the dividend program. Information offices are located in Anchorage, Fairbanks and Juneau.

Information office staff assist applicants in person, by telephone, and through correspondence by letter or e-mail. Staff also work with local constituent groups such as the military, native organizations, and the state Pioneers' Homes to provide information and special assistance. They also work with local media to ensure that accurate and timely information is given to the public.

Data Processing is responsible for developing and supporting the division's extensive mainframe, client server, imaging, and web applications. These computer applications include the online application system, document imaging, data entry and document identification, the applicant information database, and the dividend payment system.

The section is responsible for the programs that create the dividend payments each October. The section works with financial institutions to coordinate direct deposits to applicant accounts, and with other state agencies to coordinate printing and mailing of dividend checks.

Administrative Support and Accounting is responsible for providing division-wide assistance with all administrative functions including budget, human resources, supplies, accounts payable and miscellaneous clerical needs. The section also administers the collections function for erroneously or fraudulently paid dividends, and shares responsibility for accounting support for dividend payments and the reissue of warrants that have been stale dated or stop paid.

Permanent Fund Dividend Division History

- 1976** Voters pass a constitutional amendment to establish the Permanent Fund (Alaska Constitution, Article IX, Section 15).
- 1980** First Permanent Fund dividend legislation enacted. The legislation established a program giving every adult Alaska resident \$50 for every year of residency since statehood in 1959 and also established a Dividend Fund. Payment of dividends were stayed under litigation (Zobel v Williams) challenging the constitutionality of the program.
- 1982** U.S Supreme Court ruled the 1980 legislation unconstitutional. In response to the litigation, the legislature passed legislation authorizing equal dividend payments to all six-month residents. The first dividend amount was \$1,000. The first dividend checks were distributed June 14, 1982.
- 1983** Residency period defined as 6 months ending March 31. Filing due date established as June 30.
- 1985** Hold-harmless program funding for public assistance recipients changed from General Fund to Permanent Fund Dividend Fund.
- 1986** Olympics check-off program begins. Persons allowed to donate \$5 to Alaska Winter Olympics account in General Fund.
- 1988** *January 1988* - Permanent Fund Dividend Division established. Positions with PFD responsibilities in Administrative Services (20), Enforcement (23), and Public Services (14) transferred to the new division. Enforcement and Public Services divisions eliminated.
57 full-time positions after transfer.
32 non-permanent positions.
- 1989** Legislature changed residency period from 6 to 24 months. Individuals banned from assigning dividends (except to government) by regulation. Felons not eligible for dividends. Physical presence requirement established. Last year for Olympics check-off.
57 full-time positions.
54 non-permanent positions.
- 1990** Superior Court ruled 24-month residency requirement unconstitutional and changed the residency requirement to 12 months (Lindly v Malone). Disclosure requirements established to print program costs on dividend checks.
59 full-time positions.
56 non-permanent positions.
- 1991** Check-off program for Advance College Tuition started. Percent of dividend subject to levy for private judgments increased from 50% to 55%. Fairbanks office closed in September 1991 (2 positions). One position each transferred to Anchorage and Juneau office. First receipt cards mailed.
58 full-time positions.
54 non-permanent positions.
- 1992** Individuals banned from assigning dividends (except to government agencies) by statute. Review Unit moved from Anchorage to Juneau.
58 full-time positions.
58 non-permanent positions.
- 1993** Direct-deposit program for full dividends established. Residency period changed to calendar year. Voter registration forms included with dividend application.
62 full-time positions.
62 non-permanent positions.
- 1994** Filing due date changed to March 31. Longevity Bonus Annuity check-off program began. Legislature authorizes the division to charge fee for processing claims and assignments on dividends
61 full-time positions.
58 non-permanent positions.
- 1995** Longevity Bonus Annuity check-off program repealed.
61 full-time positions.
63 non-permanent positions.
- 1996** Misdemeanants with two prior crimes not eligible for dividends.
59 full-time positions.
62 non-permanent positions.

Permanent Fund Dividend Division History

- 1997** Fairbanks office re-opened February 1997 (2 positions).
59 full-time positions.
62 non-permanent positions.
- 1998** Internet program implemented to allow applicants to check their status online. All allowable absences defined in statutes (statutory provision for commissioner to define absences by regulation repealed). Spouses accompanying eligible residents authorized as allowable absence. Authority to file for estates (persons who die during filing period) established. Physical presence changed to 72 hours every two years (effective for 2000 dividend). Percent of dividend subject to levy for private judgment increased from 55% to 80%.
60 full-time positions.
62 non-permanent positions.
- 1999** On-line application implemented, but applicants required to print and sign full application. Direct-deposit program expanded to include partial dividends. Document Processing Unit night shift (17 positions) eliminated. Emergency regulations detailing alien eligibility adopted.
57 full-time positions.
43 non-permanent positions.
- 2000** Imaging system and new data entry system implemented January 2000. First year that applications imaged. Improved on-line Internet application implemented March 2000 (applicants required to sign signature page only). Fairbanks office moved to Cushman Street location September 1.
57 full-time positions.
43 non-permanent positions.
- 2001** Review and Appeals units consolidated into the Dividend Enforcement, Review and Appeals Unit. Alaska Supreme Court rules that immigrant aliens who form intent to remain in Alaska qualify for dividends.
63 full-time positions.
30 non-permanent positions.
- 2002** Receipt letter replaces application receipt card. Department of Health and Social Services files applications electronically. Final year securities companies participated in the direct-deposit program. Misdemeanants with one prior felony or two prior misdemeanors not eligible for dividend.
63 full-time positions.
30 non-permanent positions.
- 2003** Electronic signature for on-line applications implemented March 20, 2003. All review cases worked by year-end. Fraud Investigations moved from Anchorage to Juneau.
53 full-time positions.
30 seasonal part-time positions.
- 2004** Receipt letters eliminated. On-line application expanded to cover full application and supplemental schedule. Tri-fold direct deposit advice implemented. Selective Service registration part of the application.
54 full-time positions.
30 seasonal part-time positions
- 2005** 30-day response regulation adopted. Fraud subpoena power authorized. Power of Attorney allowed for military serving outside the US. Phase I of new Applicant Information system implemented. Checks issued two weeks after DD. Applicant addresses no longer public information.
64 full-time positions.
22 seasonal part-time positions.

Dividend Application Information

The dividend application filing season begins on January 2 at 12:01 a.m. when the division's online application is made available to the public. Paper applications are delivered to every household in the state beginning January 2. Within a couple of days, thousands of applications pour into the division by mail, hand delivery and on-line. The weeks that follow are hectic and busy as the division processes the thousands of applications that are received throughout the season. By the end of the 2005 filing season, the division received 627,000 applications.

In order to complete the tasks that come with the application season, the division hires seasonal employees to help open mail and key information from paper applications. These employees start during the first part of January and continue their work through mid-May, when the last of the applications are data captured and processed.

This section includes data and information relating to applications received during the filing season and the remainder of the year (mostly late applications). Applicant demographics included in this section are compiled from 2005 PFD application data.

2005 Dividend Application Detail

Adult Applications

Adult	444,186	
Office of Public Advocacy	894	
Application on Behalf of Another Adult	600	
Estate of Adult who Died During Filing Season	228	
Disabled Individual	109	
18-Year-Old Filers ¹	44	
Total Adult Applications		446,061

Child Applications

Child	179,083	
Child in Custody of Health and Social Services	2,058	
Estate of Child who Died During Filing Season	3	
Total Child Applications		181,144

Total Applications

627,205

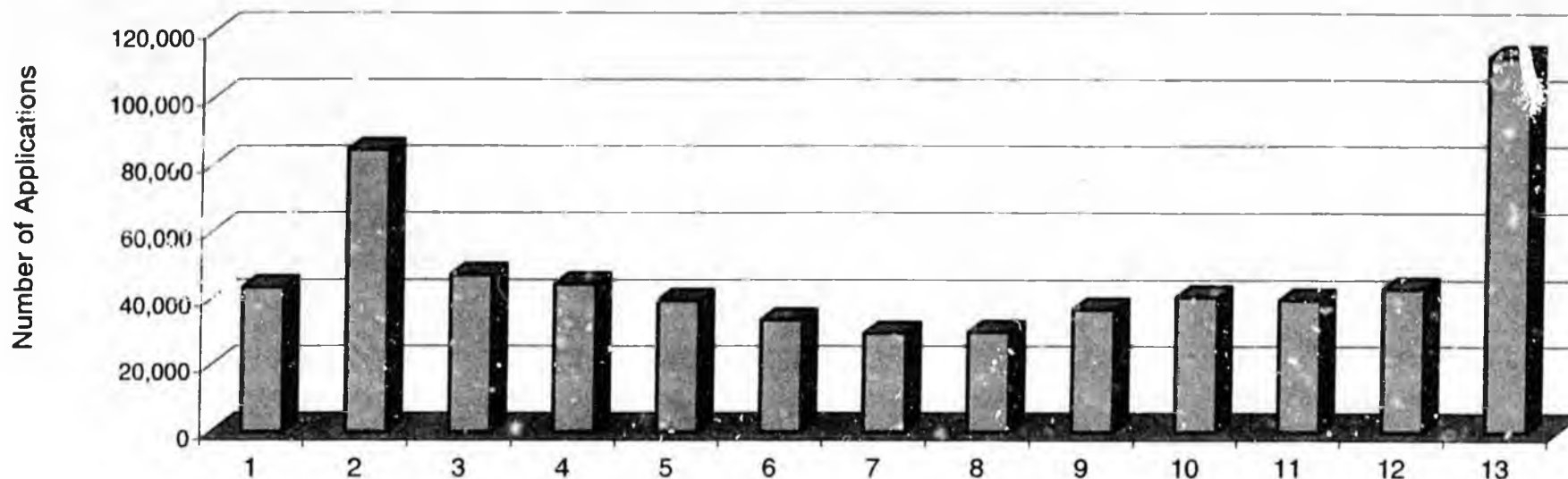
Other Facts:

- ◆ On-line applications filed: **213,331**
- ◆ On-line application with Electronic Signature: **129,822**
- ◆ On-line applications were received from every zip code in Alaska
- ◆ First-time Filers: **31,989**
- ◆ Late Applications Denied: **1,541**
- ◆ Sponsor Eligibility Forms² Filed: **155**

¹ Under regulation 15 AAC 23.133, 18-year-olds may apply for a prior year dividend that was not issued to them as a child. The 18-year-old must meet all eligibility requirements for the respective prior year and must file the application prior to his or her 19th birthday.

² Sponsor Eligibility Forms are applicable to adults who are sponsoring a child but who themselves did not apply for a dividend or were not eligible for a dividend because they were convicted of a crime or incarcerated as a result of a crime.

Application Filing Activity 2005 Dividend



Week	Week Ending	Applications		Total	% of Total
		Paper	On-line		
1	January 8, 2005	9,164	34,362	43,526	6.94%
2	January 15	67,378	17,209	84,587	13.49%
3	January 22	31,695	15,525	47,220	7.53%
4	January 29	32,132	12,319	44,451	7.09%
5	February 5	27,934	11,597	39,531	6.30%
6	February 12	22,528	11,147	33,675	5.37%
7	February 19	18,980	10,679	29,659	4.73%
8	February 26	18,364	11,641	30,005	4.78%
9	March 5	24,193	12,682	36,875	5.88%
10	March 12	25,917	14,742	40,659	6.48%
11	March 19	25,534	14,224	39,758	6.34%
12	March 26	27,752	15,407	43,159	6.88%
13	March 31	82,741	29,930	112,671	17.96%
April 1 - December 31		1,429	0	1,429	0.23%
Total Applications		415,741	211,464	627,205	100.00%

Number of e-signed on-line applications: **129,773**
 % e-signed to total on-line applications: **61.3%**

Top 3 days paper applications received:
 March 31 (Wednesday): **56,840**
 January 10 (Monday): **28,568**
 January 24 (Monday): **17,807**

Top 3 days on-line applications received:
 March 31 (Thursday): **8,464**
 January 4 (Tuesday): **7,897**
 March 30 (Wednesday): **6,827**

How Applicants Answered Application Questions

	Number Answered			% Total		
	Yes	No	Not Answered	Yes	No	Not Answered
Adult Applications (446,091 applications)						
Did you receive a 2004 dividend?	407,477	38,614	0	91.34%	8.66%	0.00%
Are you in Alaska today?	427,539	18,357	195	95.84%	4.12%	0.04%
During 2004, were you absent for more than 90 days?	28,064	417,867	160	6.29%	93.67%	0.04%
During 2004, were you absent for more than 180 days?	15,101	430,836	154	3.39%	96.58%	0.03%
Are you a United States citizen?	432,294	13,692	105	96.90%	3.07%	0.02%
During 2004, were you on active duty in the U.S. Armed Forces?	13,257	432,448	386	2.97%	96.94%	0.09%
Do you want 50% of your dividend into the UA College Savings Plan?	1,684	444,407	0	0.38%	99.62%	0.00%
Do you want direct deposit into an Alaska bank account?	349,960	90,131	0	78.45%	21.55%	0.00%
Child Applications (181,161 applications)						
Are you the child's natural or adoptive parent?	180,710	401	50	99.75%	0.22%	0.03%
Did this child live with you for a majority of 2004?	179,867	1,233	61	99.29%	0.68%	0.03%
Did the child receive a 2004 dividend?	159,724	21,437	0	88.17%	11.83%	0.00%
During 2004, was the child absent for more than 90 days?	8,061	173,048	52	4.45%	95.52%	0.03%
During 2004, was the child absent for more than 180 days?	5,729	175,368	64	3.16%	96.80%	0.04%
Is the child a United States citizen?	179,292	1,833	36	98.97%	1.01%	0.02%
Do you want 50% of child's dividend into the UA College Savings Plan?	6,393	174,768	0	3.53%	96.47%	0.00%
Do you want child's dividend directly deposited?	143,269	37,892	0	79.08%	20.92%	0.00%

Why Applicants Were Absent From the State
For Absences During 2004 (Qualifying Year for 2005 Dividend)

Dividend application forms ask applicants if they were absent from the state for more than 90 days and 180 days. Reasons why applicants were absent from the state are listed below.

Absence reason	Between 91 and 180 days			More than 180 days		
	Adult	Child	Total	Adult	Child	Total
❖ Accompanied an Alaska resident who was eligible for a PFD	648	1,094	1,742	2,241	4,587	6,828
❖ Enrolled as a full-time student (Postsecondary Education)	3,208	49	3,257	4,697	42	4,739
❖ Served on active duty in the U.S. Armed Forces	1,540	N/A	1,540	4,868	N/A	4,868
❖ Received continuous medical treatment	269	120	389	165	189	354
❖ Enrolled as a full-time student (Grades 7 - 12)	364	267	631	495	201	696
❖ Cared for a terminally ill family member	189	14	203	104	18	122
❖ Cared for a direct relative with a critical life-threatening illness	151	21	172	54	18	72
❖ Served as a member of Alaska's congressional delegation or staff	10	N/A	10	25	N/A	25
❖ Settled the estate of a deceased direct relative	53	N/A	53	22	N/A	22
❖ Employed aboard a vessel of the U.S. Merchant Marine	68	N/A	68	28	N/A	28
❖ Employed by the State of Alaska	18	N/A	18	7	N/A	7
Other reasons	1,279	349	1,628	632	299	931
Vacation	4,627	364	4,991	374	69	443
Sought employment out of the state	770	N/A	770	300	N/A	300
Part of a legal custody agreement	N/A	91	91	N/A	53	53

❖ Allowable absence for determining dividend eligibility.

N/A - Not applicable to application type.

Note: Applicants may claim more than one type of absence on their application.

CORRECTION

THE FOLLOWING DOCUMENT(S)
HAVE BEEN REFILMED TO
ASSURE LEGIBILITY OR PAGINATION



Central Microfilm Services
Department of Education & Early Development
State of Alaska

Why Applicants Were Absent From the State
For Absences During 2004 (Qualifying Year for 2005 Dividend)

Dividend application forms ask applicants if they were absent from the state for more than 90 days and 180 days. Reasons why applicants were absent from the state are listed below.

Absence reason	Between 91 and 180 days			More than 180 days		
	Adult	Child	Total	Adult	Child	Total
❖ Accompanied an Alaska resident who was eligible for a PFD	648	1,094	1,742	2,241	4,587	6,828
❖ Enrolled as a full-time student (Postsecondary Education)	3,208	49	3,257	4,697	42	4,739
❖ Served on active duty in the U.S. Armed Forces	1,540	N/A	1,540	4,868	N/A	4,868
❖ Received continuous medical treatment	269	120	389	165	189	354
❖ Enrolled as a full-time student (Grades 7 - 12)	364	267	631	495	201	696
❖ Cared for a terminally ill family member	189	14	203	104	18	122
❖ Cared for a direct relative with a critical life-threatening illness	151	21	172	54	18	72
❖ Served as a member of Alaska's congressional delegation or staff	10	N/A	10	25	N/A	25
❖ Settled the estate of a deceased direct relative	53	N/A	53	22	N/A	22
❖ Employed aboard a vessel of the U.S. Merchant Marine	68	N/A	68	28	N/A	28
❖ Employed by the State of Alaska	18	N/A	18	7	N/A	7
Other reasons	1,279	349	1,628	632	299	931
Vacation	4,627	364	4,991	374	69	443
Sought employment out of the state	770	N/A	770	300	N/A	300
Part of a legal custody agreement	N/A	91	91	N/A	53	53

❖ Allowable absence for determining dividend eligibility.

N/A - Not applicable to application type.

Note: Applicants may claim more than one type of absence on their application.

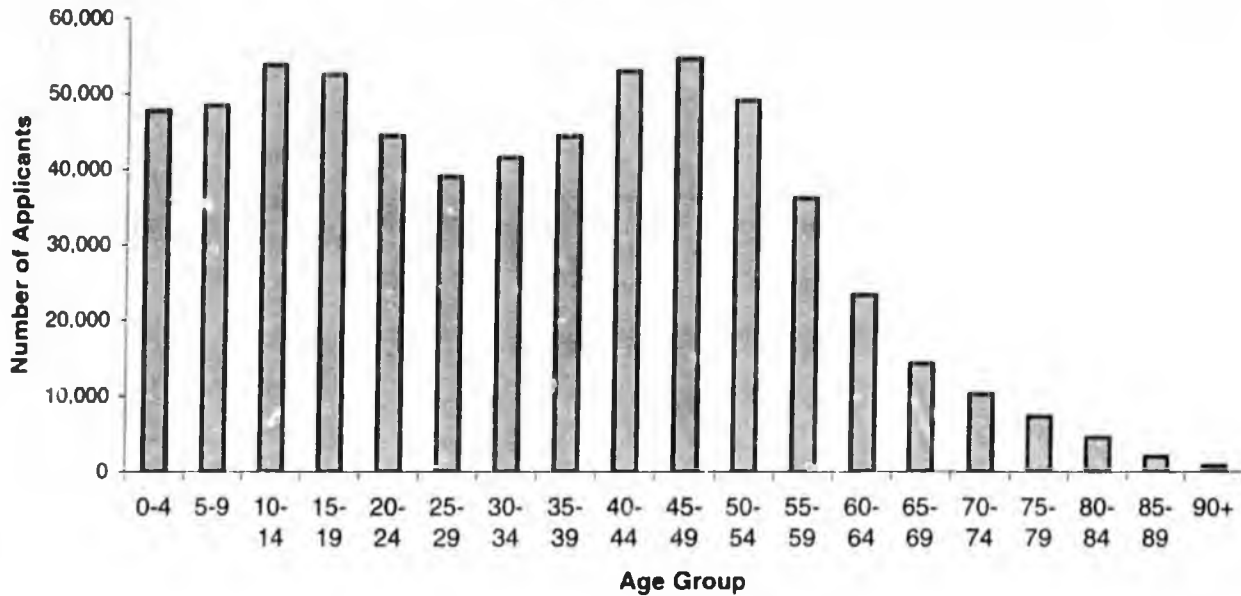
Applicant Birth State Data

State	Applicants	% Total	State	Applicants	% Total
Alabama	2,860	0.46%	Nebraska	3,333	0.54%
Alaska	256,845	40.95%	Nevada	2,025	0.32%
Arizona	5,379	0.86%	New Hampshire	1,290	0.21%
Arkansas	2,855	0.46%	New Jersey	3,934	0.63%
California	42,768	6.82%	New Mexico	3,374	0.54%
Colorado	9,136	1.46%	New York	12,330	1.97%
Connecticut	2,044	0.33%	North Carolina	4,251	0.68%
Delaware	506	0.08%	North Dakota	3,488	0.56%
District of Columbia	1,154	0.18%	Ohio	8,288	1.32%
Florida	6,945	1.11%	Oklahoma	5,225	0.83%
Georgia	4,240	0.68%	Oregon	18,678	2.98%
Guam/US Possessions	917	0.15%	Pennsylvania	8,796	1.40%
Hawaii	3,844	0.61%	Puerto Rico	601	0.10%
Idaho	7,244	1.15%	Rhode Island	742	0.12%
Illinois	9,548	1.52%	South Carolina	2,095	0.33%
Indiana	4,207	0.67%	South Dakota	3,202	0.51%
Iowa	4,753	0.76%	Tennessee	2,698	0.43%
Kansas	4,210	0.67%	Texas	15,442	2.46%
Kentucky	2,274	0.36%	Utah	5,066	0.81%
Louisiana	3,961	0.63%	Vermont	874	0.14%
Maine	2,192	0.35%	Virginia	3,936	0.63%
Maryland	2,556	0.41%	Washington	32,800	5.23%
Massachusetts	4,784	0.76%	West Virginia	1,424	0.23%
Michigan	12,011	1.92%	Wisconsin	8,114	1.29%
Minnesota	12,649	2.02%	Wyoming	2,800	0.45%
Mississippi	2,134	0.34%	Total United States	579,887	92.50%
Missouri	5,012	0.80%	Foreign Countries	47,318	7.50%
Montana	8,001	1.28%	Total All Applicants	627,205	100.00%

Top Ten Birth States

Alaska	256,845	40.95%	Minnesota	12,649	2.02%
California	42,768	6.82%	New York	12,330	1.97%
Washington	32,800	5.23%	Michigan	12,011	1.92%
Oregon	18,678	2.98%	Illinois	9,548	1.52%
Texas	15,442	2.46%	Colorado	9,138	1.46%
			Total Top Ten	422,209	67.31%

Applicant Demographics 2005 Dividend



Age	Applicants	Gender	Applicants	Percent
0-4	47,711	Male	320,385	51.08%
5-9	48,453	Female	306,820	48.92%
10-14	53,783	Total	627,205	100.00%
15-19	52,520			
20-24	44,444			
25-29	39,039			
30-34	41,503			
35-39	44,343			
40-44	52,957			
45-49	54,603			
50-54	49,077			
55-59	36,150			
60-64	23,337			
65-69	14,309			
70-74	10,231			
75-79	7,321			
80-84	4,548			
85-89	2,020			
90-99	841			
100+	15			
Total	627,205			

Adult applicants: **444,726**
 Child applicants (< 18 years old): **182,479**

Median Age: **33 years old**

Alaska Newborns: **9,248**
 (Born in 2004 Qualifying Year)

Oldest applicant on file: **105 years old**

Most Common Names on File

Male
 Michael
 John
 James
 Robert
 David

Female
 Mary
 Jennifer
 Linda
 Elizabeth
 Patricia

Last Name
 Smith
 Johnson
 Williams
 Brown
 Jones

Age demographics are based on applicants' age at the end of the qualifying year (2004) for the 2005 dividend.

Dividend Application Information

Applicant Mailing Address by City

Zip Code	Municipality	Application Type		Total	% of Total Applications
		Adult	Child		
Anchorage					
99501	Anchorage	8,821	2,160	10,981	1.75%
99502	Anchorage	14,231	5,574	19,805	3.16%
99503	Anchorage	9,189	2,588	11,777	1.88%
99504	Anchorage	23,320	9,359	32,679	5.21%
99505	Fort Richardson	1,064	888	1,952	0.31%
99506	Elmendorf Air Force Base	1,776	1,481	3,257	0.52%
99507	Anchorage	21,391	8,828	30,219	4.82%
99508	Anchorage	19,227	7,767	26,994	4.30%
99509	Anchorage	2,413	590	3,003	0.48%
99510	Anchorage	1,582	272	1,854	0.30%
99511	Anchorage	2,651	696	3,347	0.53%
99513	Anchorage	10	2	12	0.00%
99514	Anchorage	1,938	913	2,851	0.45%
99515	Anchorage	13,292	5,571	18,863	3.01%
99516	Anchorage	11,923	4,838	16,761	2.67%
99517	Anchorage	10,282	3,197	13,479	2.15%
99518	Anchorage	6,022	1,956	7,978	1.27%
99519	Anchorage	656	178	834	0.13%
99520	Anchorage	1,648	673	2,321	0.37%
99521	Anchorage	1,430	489	1,919	0.31%
99522	Anchorage	1,451	450	1,901	0.30%
99523	Anchorage	1,965	669	2,634	0.42%
99524	Anchorage	2,299	526	2,825	0.45%
Total Anchorage		158,581	59,665	218,246	34.80%
Fairbanks North Star Borough					
99701	Fairbanks	9,554	3,365	12,919	2.06%
99702	Elson Air Force Base	1,591	1,292	2,883	0.46%
99703	Fort Wainwright	1,964	1,602	3,566	0.57%
99704	Clear	79	22	101	0.02%
99705	North Pole	10,359	4,380	14,739	2.35%
99706	Fairbanks	1,250	347	1,597	0.25%
99707	Fairbanks	4,465	2,990	7,455	1.19%
99708	Fairbanks	5,374	0	5,374	0.86%
99709	Fairbanks	11,547	4,032	15,579	2.48%
99710	Fairbanks	1,113	373	1,486	0.24%
99711	Fairbanks	1,076	351	1,427	0.23%
99712	Fairbanks	5,209	1,936	7,145	1.14%
99714	Salcha	655	0	655	0.10%
99716	Two Rivers	273	93	366	0.06%
99775	Fairbanks	675	141	816	0.13%
Total Fairbanks North Star Borough		55,184	20,924	76,108	12.13%
Juneau					
99801	Juneau	13,949	5,068	19,017	3.03%
99802	Juneau	2,205	498	2,703	0.43%
99803	Juneau	3,212	977	4,189	0.67%
99821	Juneau (Auke Bay)	1,108	224	1,332	0.21%
99824	Juneau (Douglas)	1,530	460	1,990	0.32%
Total Juneau		22,004	7,227	29,231	4.66%

Applicant Mailing Address by City

Zip Code	Municipality	Application Type			% of Total Applications
		Adult	Child	Total	
Other Municipalities					
99546	Adak	60	22	82	0.01%
99615	Akhiok	31	17	48	0.01%
99551	Akiachak	359	275	634	7.10%
99552	Akiak	217	160	377	0.06%
99553	Akutan	103	16	119	0.02%
99554	Alakanuk	363	340	703	0.11%
99555	Aleknagik	87	49	136	0.02%
99695	Alexander Creek	6	3	9	0.00%
99720	Allakaket	130	62	192	0.03%
99786	Ambler	167	105	272	0.04%
99721	Anaktuvuk Pass	197	111	308	0.05%
99556	Anchor Point/Nikolaevsk	1,493	438	1,931	0.31%
99744	Anderson	181	71	252	0.04%
99820	Angoon	352	122	474	0.08%
99557	Aniak/Chuathbaluk/Stony River	384	185	569	0.09%
99558	Anvik	57	46	103	0.02%
99722	Arctic Village	98	47	145	0.02%
99547	Atka	54	21	75	0.01%
99791	Atkasuk	133	105	238	0.04%
99723	Barrow	2,570	1,372	3,942	0.63%
99724	Beaver	52	21	73	0.01%
99559	Bethel/Napaskiak	4,354	2,621	6,975	1.11%
99726	Bettles Field	38	4	42	0.01%
99652	Big Lake	2,075	723	2,798	0.45%
99785	Brevig Mission	170	3	173	0.03%
99727	Buckland	212	214	426	0.07%
99729	Cantwell	196	39	235	0.04%
99730	Central	97	20	117	0.02%
99768	Chalkyitsik	63	29	92	0.01%
99561	Chefornak	243	213	456	0.07%
99574	Chenega Bay	41	18	59	0.01%
99563	Chevak	478	454	932	0.15%
99732	Chicken	13	3	16	0.00%
99564	Chignik	65	21	86	0.01%
99565	Chignik Lagoon	63	28	91	0.01%
99548	Chignik Lake	76	41	117	0.02%
99615	Chiniak	85	17	102	0.02%
99566	Chitina	120	43	163	0.03%
99567	Chugiak	5,923	2,143	8,066	1.29%
99733	Circle	73	27	100	0.02%
99568	Clam Gulch	236	65	301	0.05%
99569	Clarks Point	44	23	67	0.01%
99918	Coffman Cove	131	26	157	0.03%
99571	Cold Bay/Nelson Lagoon	50	15	65	0.01%
99572	Cooper Landing	304	39	343	0.05%
99573	Copper Center	843	371	1,214	0.19%
99574	Cordova	1,647	592	2,239	0.36%
99921	Craig	1,131	451	1,582	0.25%

Dividend Application Information**Applicant Mailing Address by City**

Zip Code	Municipality	Application Type			% of Total Applications
		Adult	Child	Total	
99575	Crooked Creek	75	60	135	0.02%
99736	Deering	91	61	152	0.02%
99737	Delta Junction/Dot Lake/Paxson	2,644	1,274	3,918	0.62%
99755	Denali National Park	189	31	220	0.04%
99576	Dillingham/Koliganek/Twin Hills	1,609	795	2,404	0.38%
99738	Eagle	177	52	229	0.04%
99577	Eagle River	15,989	6,433	22,422	3.77%
99917	Edna Bay	14		14	0.00%
99578	Eek	179	121	300	0.05%
99579	Egegik	61	20	81	0.01%
99580	Ekwok	70	49	119	0.02%
99825	Effin Cove	46	5	51	0.01%
99739	Elim	182	114	296	0.05%
99581	Emmonak	442	312	754	0.12%
99725	Ester	651	167	818	0.13%
99583	False Pass	38	21	59	0.01%
99740	Fort Yukon	423	200	623	0.10%
99586	Gakona/Slana	387	98	485	0.08%
99741	Galena	408	166	574	0.09%
99742	Gambell	383	260	643	0.10%
99587	Girdwood	1,461	328	1,789	0.29%
99588	Glennallen	1,016	390	1,406	0.22%
99589	Goodnews Bay	162	80	242	0.04%
99590	Grayling	116	62	178	0.03%
99826	Gustavus	340	105	445	0.07%
99827	Haines	1,820	447	2,267	0.36%
99743	Healy	681	242	923	0.15%
99602	Holy Cross	131	80	211	0.03%
99603	Homer	6,843	2,493	9,336	1.49%
99829	Hoonah	678	223	901	0.14%
99604	Hooper Bay	582	558	1,140	0.18%
99605	Hope	149	23	172	0.03%
99694	Houston	351	93	444	0.07%
99745	Hughes	50	15	65	0.01%
99746	Huslia	165	94	259	0.04%
99922	Hydaburg	247	103	350	0.06%
99923	Hyder	74	14	88	0.01%
99606	Iliamna	304	83	387	0.06%
99540	Indian/Bird Creek	170	43	213	0.03%
99830	Kake	435	169	604	0.10%
99747	Kaktovik	161	78	239	0.04%
99607	Kalskag	140	97	237	0.04%
99748	Kaltag	157	81	238	0.04%
99608	Karluk	20	20	40	0.01%
99609	Kasigluk	308	218	526	0.08%
99610	Kasilof	1,576	501	2,077	0.33%
99611	Kenai	8,318	3,251	11,569	1.84%
99901	Ketchikan	8,121	2,798	10,919	1.74%
99950	Ketchikan Rural Area	241	50	291	0.05%
99749	Kiana	228	150	378	0.06%

Applicant Mailing Address by City

Zip Code	Municipality	Application Type			% of Total Applications
		Adult	Child	Total	
99612	King Cove	329	130	459	0.07%
99613	King Salmon	371	113	484	0.08%
99614	Kipnuk	373	301	674	0.11%
99750	Kivalina	207	173	380	0.06%
99925	Klawock	584	201	785	0.13%
99751	Kobuk	74	71	145	0.02%
99615	Kodiak	7,920	3,407	11,327	1.81%
99697	Kodiak	22	10	32	0.01%
99619	Kodiak (USCG Base)	5	2	7	0.00%
99606	Kokhanok	110	59	169	0.03%
99620	Kotlik	316	263	579	0.09%
99752	Kotzebue	1,927	1,101	3,028	0.48%
99753	Koyuk	180	160	340	0.05%
99754	Kuyukuk	60	31	91	0.01%
99621	Kwethluk	387	316	703	0.11%
99622	Kwigillingok	210	148	358	0.06%
99757	Lake Minchumina	17	2	19	0.00%
99624	Larsen Bay	70	31	101	0.02%
99625	Levelock	38	18	56	0.01%
99626	Lower Kalskag	172	5	177	0.03%
99756	Manley Hot Springs	87	11	98	0.02%
99628	Manokotak	263	179	442	0.07%
99585	Marshall	213	159	372	0.06%
99627	McGrath	276	116	392	0.06%
99630	Mekoryuk	146	81	227	0.04%
99926	Metlakatla	977	392	1,369	0.22%
99903	Meyers Chuck	22	0	22	0.00%
99758	Minto	155	64	219	0.03%
99631	Moose Pass	196	69	265	0.04%
99632	Mountain Village	440	358	798	0.13%
99633	Naknek	353	131	484	0.08%
99634	Napakiak	208	159	367	0.06%
99760	Nenana	606	229	835	0.13%
99636	New Stuyahok	259	199	458	0.07%
99690	Nightmute	117	108	225	0.04%
99635	Nikiski	1,441	495	1,936	0.31%
99691	Nikolai	79	27	106	0.02%
99638	Nikolski	21	7	28	0.00%
99639	Ninilchik	855	185	1,040	0.17%
99761	Noatak	282	8	290	0.05%
99762	Nome/Golovin	2,432	1,215	3,647	0.58%
99640	Nondalton	137	78	215	0.03%
99763	Noorvik	352	275	627	0.10%
99764	Northway	187	92	279	0.04%
99789	Nuiqsut	246	158	404	0.06%
99765	Nulato	218	105	323	0.05%
99666	Nunam Iqua	99	85	184	0.03%
99641	Nunapitchuk	275	229	504	0.08%
99643	Old Harbor	161	66	227	0.04%
99644	Ouzinkie	153	70	223	0.04%

Dividend Application Information**Applicant Mailing Address by City**

Zip Code	Municipality	Application Type		Total	% of Total Applications
		Adult	Child		
99645	Palmer	15,122	6,359	21,481	3.42%
99647	Pedro Bay	43	26	69	0.01%
99832	Pelican	109	16	125	0.02%
99648	Perryville	79	41	120	0.02%
99833	Petersburg	2,356	844	3,200	0.51%
99649	Pilot Point	45	24	69	0.01%
99650	Pilot Station	310	265	575	0.09%
99651	Platinum	27	9	36	0.01%
99927	Point Baker	48	15	63	0.01%
99766	Point Hope	427	300	727	0.12%
99759	Point Lay	117	96	213	0.03%
99836	Port Alexander	53	22	75	0.01%
99653	Port Alsworth	86	39	125	0.02%
99549	Port Heiden	65	29	94	0.01%
99550	Port Lions	169	52	221	0.04%
99734	Prudhoe Bay	17	0	17	0.00%
99655	Quinhagak	380	276	656	0.10%
99767	Rampart	25	2	27	0.00%
99656	Red Devil	21	12	33	0.01%
99768	Ruby	134	71	205	0.03%
99657	Russian Mission	192	146	338	0.05%
99591	Saint George Island	76	35	111	0.02%
99658	Saint Marys	391	292	683	0.11%
99659	Saint Michael	193	195	388	0.06%
99660	Saint Paul Island	325	134	459	0.07%
99661	Sand Point	390	159	549	0.09%
99769	Savoonga	385	301	686	0.11%
99662	Scammon Bay	230	278	508	0.08%
99770	Selawik	459	360	819	0.13%
99663	Seldovia	339	79	418	0.07%
99664	Seward	2,957	880	3,837	0.61%
99665	Shageluk	75	52	127	0.02%
99771	Shaktoolik	142	75	217	0.03%
99772	Shishmaref	317	244	561	0.09%
99773	Shungnak	142	114	256	0.04%
99835	Sitka	6,023	2,002	8,025	1.28%
99840	Skagway	674	144	818	0.13%
99667	Skwentna	50	10	60	0.01%
99668	Sleetmute	68	29	97	0.02%
99669	Soldotna	9,737	3,621	13,358	2.13%
99670	South Naknek	63	16	79	0.01%
99671	Stebbins	307	249	556	0.09%
99672	Sterling	2,134	746	2,880	0.46%
99774	Stevens Village	50	25	75	0.01%
99674	Sutton/Chickaloon	659	248	907	0.14%
99675	Takotna	30	15	45	0.01%
99676	Talkeetna	1,115	252	1,367	0.22%
99776	Tanacross	69	26	95	0.02%
99777	Tanana	205	83	288	0.05%
99677	Tatitlek	64	27	91	0.01%

Applicant Mailing Address by City

Zip Code	Municipality	Application Type		Total	% of Total Applications
		Adult	Child		
99778	Teller	151	103	254	0.04%
99841	Tenakee Springs	85	16	101	0.02%
99779	Tetlin	54	14	68	0.01%
99919	Thorne Bay	383	124	507	0.08%
99678	Togiak	455	319	774	0.12%
99780	Tok/Mentasta Lake	1,194	377	1,571	0.25%
99637	Toksook Bay	329	277	606	0.10%
99683	Trapper Creek	393	76	469	0.07%
99679	Tuluksak	249	208	457	0.07%
99680	Tuntutuliak	204	186	390	0.06%
99681	Tununak	190	138	328	0.05%
99682	Tyonek	135	71	206	0.03%
99684	Unalakeet	484	245	729	0.12%
99685	Unalaska	659	253	912	0.15%
99692	Unalaska (Dutch Harbor)	968	308	1,276	0.20%
99686	Valdez	2,745	1,048	3,793	0.60%
99781	Venetie	142	71	213	0.03%
99782	Wainwright	317	183	500	0.08%
99783	Wales	94	47	141	0.02%
99928	Ward Cove	1,053	338	1,391	0.22%
99629	Wasilla	1,062	398	1,460	0.23%
99654	Wasilla	16,725	7,764	24,489	3.90%
99687	Wasilla	10,241	4,253	14,494	2.31%
99784	White Mountain	131	85	216	0.03%
99693	Whittier	205	44	249	0.04%
99688	Willow	1,910	591	2,501	0.40%
99929	Wrangell	1,611	484	2,095	0.33%
99689	Yakutat	460	175	635	0.10%
Total Other Municipalities		199,719	84,382	284,101	45.30%
Office of Public Advocacy¹		894	0	894	0.14%
Health and Social Services¹		0	2,058	2,058	0.33%
Total All Alaska Municipalities		436,382	174,256	610,638	97.36%
West Coast states					
Washington		903	428	1,331	0.21%
Oregon		359	121	480	0.08%
California		629	921	1,550	0.25%
Total West Coast States		1,891	1,470	3,361	0.54%
Other States		7,734	5,474	13,208	2.11%
Total All Applicants		446,007	181,200	627,207	100.00%

¹Applicants reside throughout the state, however applications are submitted by the respective agency with the agency's address (Health and Social Services are filed with a Juneau address and Office of Public Advocacy are filed with an Anchorage address).

Documents Processed

Document Type	Number	Document Type	Number
Application/Supplemental Schedule	661453	Alien Registration Card	1225
Supporting Documentation	136302	Adult Certification	1063
Signature Page	75780	Medical Treatment Verification	892
Denial Letter	47949	Power of Attorney	873
Missing Information Letter	42885	Employment Eligibility Question	870
Garnishments and Attachments	33840	Child Information Letter	651
PFD Forms	24789	PFD Returned Warrant	621
PFD Request for Information	21096	Social Security Card	619
Legal Document	20488	Naturalization Papers	590
Vital Statistics Document	20175	Stop Payment Request	562
Incoming Correspondence	13575	Child Certification	408
Other	12846	Competing Sponsor Withdrawal	378
Direct Deposit (Adult)	10081	Moving Receipt	335
Education Verification	8925	Court Order	319
Informal Appeals Decision	8147	Formal Appeals Decision	318
Income Tax Forms	8072	Appeals Remand Letter	289
Personal Identification	7007	Hearing Position Statements	264
PFD Outcards/Printouts	6307	Driver License	257
Request for Informal Appeal	5943	Formal Appeals form	232
Birth Certificate	5533	Direct Deposit Withdrawal (Child)	196
Adult Supplemental Schedule	5488	Blank Document	179
Change of Address	5383	Voter Registration Card	170
Leave and Earnings Statement	5358	Eligibility Verification Signature	164
Prior Year Non-filer Information Form	5349	Appeals Overturn Letter	163
Returned Envelope	4972	Notice of Hearing	129
Airline Ticket	4179	Applicant Request for Information	116
Direct Deposit (Child)	4044	Sworn Statement to Reapply	91
Supplemental Schedule as Info Letter	4018	Applicant Withdrawal Letter	80
Envelope (late or out-of-state postmark)	3871	Sponsor Eligibility Form	76
Employment Record	3544	Jury Questionnaire	74
Outgoing Correspondence	3296	Superior Court Decision	57
Adult Information Letter	3079	Formal Hearing Motion	55
Tuition Verification	2751	Motion Decision	28
Appeal Fee Payment	2610	Reconsideration Decision	25
Rental or Lease Agreement	1823	Reconsideration	20
Passport	1760	Superior Court Appeal	12
Direct Deposit Withdrawal (Adult)	1315	Supreme Court Decision	2
5-Year Eligibility Questionnaire	1270		
	1,235,303		12,403
		Total Documents Processed	<u>1,247,706</u>

Dividend Payment Information

The dividend payment season begins well before the first dividend payments are paid to applicants in October. The payment season actually begins in August, when the division starts to coordinate direct deposit transactions with banks and financial institutions participating in the direct deposit program.

In September, the division begins the task of calculating the dividend amount to be announced by the commissioner of Revenue later in the month. Because there are still applications pending review or appeal, the division estimates the total number of applicants who will ultimately qualify for a dividend and takes other factors, such as applications and payments for prior year dividends, into consideration when calculating the dividend. The dividend calculation is included in the executive summary section of this report.

Immediately following the dividend announcement by the commissioner, the division compiles payment data that is transmitted to banks and federal credit unions for direct deposit and the state Department of Administration for direct-deposit notices and dividend checks. Processing begins before the first payment date in October to allow ample time for printing and mailing the large volume of direct deposit advices and checks. Direct-deposit advices are printed first so that all direct deposit recipients receive notification before they are paid. Direct deposit occurs in the middle of October, two weeks prior to the first mailing of checks. Checks are mailed to eligible applicants at the end of October.

This section includes data and information related to the payment of dividends in 2005. In addition to payment of 2005 dividends, the division paid prior-year dividends during the year as 2004 pending applications were resolved through review and appeals. Some prior-year dividends were also paid from applications filed by individuals who turned 18 years old and did not receive a dividend during a prior year.

2005 Dividend Payment Activity

	Applicants	% Total
2005 Dividends Paid		
Direct Deposit		
Full Direct Deposit	431,108	
Partial Direct Deposit ¹		
<i>UA College Savings Plan</i>	5,911	
<i>Garnisheed</i>	12,714	
Fully Garnisheed or Assigned	<u>9,271</u>	
Total Paid by Direct Deposit	459,004	77.07%
Check Runs		
Full Payment	120,013	
Partial Payment ¹		
<i>UA College Savings Plan</i>	1,571	
<i>Garnisheed</i>	5,911	
Fully Garnisheed or Assigned	<u>9,106</u>	
Total Paid by Check	<u>136,601</u>	<u>22.93%</u>
Total 2005 Dividends Paid	<u><u>595,605</u></u>	<u><u>100.00%</u></u>

¹ Applicants receive a partial direct deposit or payment when their dividend is garnisheed or assigned and the total amount garnisheed or assigned is less than the dividend amount. Applicants may assign up to 100% of their dividend, but only to federal, state or municipal agencies.

Direct deposit date: **October 12, 2005**
 First batch of checks issued: **October 21, 2005**

Number of checks issued in the first batch of checks:
118,236 (90.9% of all checks)

Number of checks returned undeliverable and cancelled: **1,129**
(checks are reissued after applicant contacts the division)

Number of checks for which stop payment requested: **489**
(checks are reissued after stop payment request processed)

Prior-Year Dividend Payment Activity
(Prior-Year Dividends Issued in Calendar Year 2005)

Dividend Year	# of Checks	Dividend Amount	Total
2004	2,861	919.84	2,631,662.24
2003	283	1,107.56	313,439.48
2002	86	1,540.76	132,505.36
2001	62	1,850.28	114,717.36
2000	52	1,963.86	102,120.72
1999	51	1,769.84	90,261.84
1998	40	1,540.88	61,635.20
1997	39	1,296.54	50,565.06
1996	49	1,130.68	55,403.32
1995	39	990.30	38,621.70
1994	42	983.90	41,323.80
1993	23	949.46	21,837.58
1992	19	915.84	17,400.96
1991	22	931.34	20,489.48
1990	19	952.63	18,099.97
1989	25	873.16	21,829.00
1988	12	826.93	9,923.16
1987	17	708.19	12,039.23
1986	4	556.26	2,225.04
1982	1	1,000.00	1,000.00
Total	<u>3,746</u>		<u>\$ 3,757,100.50</u>

Number of 18-Year-Old Prior-Year Dividend Applications Received in 2005: 650

Prior year dividends are issued for the following reasons:

- ❖ 2004 dividend applications were still in review or appeal at the close of 2004.
- ❖ Prior year 18-year-old filers. Alaska Statute 43.23.055 authorizes individuals who hadn't received a dividend when they were a child to apply for that dividend when they turn 18 or become emancipated. These applicants must meet eligibility requirements and apply for the prior-year dividend within one year of their 18th birthday.
- ❖ Disabled adults and estates have an extended filing date of one year later than the original application deadline.

Direct Deposit Summary

<u>Institution</u>	<u># Deposits</u>	<u>Amount of Deposits</u>	<u>% Total Amount</u>
1 Alaska USA FCU	157,928	\$130,391,579.67	35.04%
2 Wells Fargo	103,173	85,646,150.13	23.01%
3 First National Bank Alaska	44,987	37,288,796.26	10.02%
4 Credit Union 1	32,534	26,857,060.20	7.22%
5 Denali Alaskan FCU	23,280	19,244,231.47	5.17%
6 Matanuska Valley FCU	18,930	15,689,346.44	4.22%
7 Key Bank of Alaska	11,710	9,743,710.86	2.62%
8 Northrim Bank	9,384	7,757,730.11	2.08%
9 Northern Schools FCU	7,079	5,841,195.69	1.57%
10 True North FCU	6,890	5,677,694.56	1.53%
11 First Bank	6,525	5,401,974.61	1.45%
12 Alaska Pacific Bank	5,008	4,111,969.34	1.10%
13 Mt. McKinley Bank	4,699	3,890,867.53	1.05%
14 MAC FCU	4,189	3,492,818.98	0.94%
15 Denali State Bank	4,156	3,434,819.57	0.92%
16 Tongass FCU	2,161	1,797,905.48	0.48%
17 Advancial FCU	1,851	1,551,838.19	0.42%
18 Northern Skies FCU	1,546	1,264,391.96	0.34%
19 ALPS FCU	1,147	954,708.13	0.26%
20 Alaska First Bank & Trust	1,085	905,289.97	0.24%
21 Alaska Airlines Employees FCU	741	616,549.63	0.17%
22 Alaska District Engineers FCU	605	501,717.54	0.13%
23 City of Fairbanks FCU	125	101,053.62	0.03%
Total All Institutions	449,733	\$372,163,399.94	100.00%
Qualified but fully garnisheed	9,271	\$0.00	
Total Qualified for Direct Deposit	459,004	\$372,163,399.94	

FCU - Federal Credit Union

Direct Deposit Historical Data

Year	Number of Applicants			Dividend Amount	Amount of Direct Deposit	Participating Institutions	Percentage	
	Total	Requested Deposit	Qualified for Deposit ²				Requested	Qualified
1993	549,066	205,895	167,618	\$949.46	\$159,146,586.23	23	37.50%	30.53%
1994	557,836	285,132	245,911	\$983.90	\$241,951,832.90	26	51.11%	44.08%
1995	563,020	332,224	284,466	\$990.30	\$281,706,679.80	28	59.01%	50.53%
1996	564,362	345,929	295,803	\$1,130.68	\$334,458,536.04	43	61.30%	52.41%
1997	573,057	367,693	318,160	\$1,296.54	\$412,507,166.40	38	64.16%	55.52%
1993	581,803	389,310	342,531	\$1,540.88	\$527,799,167.28	34	66.91%	58.87%
1999 ¹	589,738	407,508	371,262	\$1,769.84	\$649,647,524.81	34	69.10%	62.95%
2000	607,784	443,713	390,312	\$1,963.86	\$755,128,494.87	33	73.01%	64.22%
2001	608,453	458,848	404,247	\$1,850.28	\$735,554,215.65	33	75.41%	66.44%
2002	612,188	470,007	430,891	\$1,540.76	\$642,457,942.63	28	76.77%	70.39%
2003	619,220	482,110	444,268	\$1,107.56	\$473,617,814.63	24	77.86%	71.75%
2004	625,072	489,546	448,642	\$919.84	\$395,606,262.86	23	78.32%	71.77%
2005	629,554	495,057	459,004	\$845.76	\$372,33,399.94	23	78.64%	72.91%
Total	7,681,158	5,172,972	4,603,115	\$16,889.66	\$5,931,745,624.09		67.35%	59.93%

Note 1: Beginning 1999, Permanent Fund Dividend Division implemented partial direct deposit.
For 1993 through 1998, applicants qualified for direct deposit only if they received the full dividend amount.

Note 2: Applicants may not qualify for direct deposit because their bank account was closed or their direct deposit information was incomplete.

CORRECTION

THE FOLLOWING DOCUMENT(S)
HAVE BEEN REFILMED TO
ASSURE LEGIBILITY OR PAGINATION



Central Microfilm Services
Department of Education & Early Development
State of Alaska

Direct Deposit Historical Data

Year	Number of Applicants		Dividend Amount	Amount of Direct Deposit	Participating Institutions	Percentage		
	Total	Requested Deposit				Qualified for Deposit ²	Requested	Qualified
1993	549,066	205,895	167,618	\$949.46	\$159,146,586.28	23	37.50%	30.53%
1994	557,836	285,132	245,911	\$983.90	\$241,951,832.90	26	51.11%	44.08%
1995	563,020	332,224	284,466	\$990.30	\$281,706,679.80	28	59.01%	50.53%
1996	564,362	345,929	295,803	\$1,130.68	\$334,458,536.04	43	61.30%	52.41%
1997	573,057	367,693	318,160	\$1,296.54	\$412,507,166.40	38	64.16%	55.52%
1998	581,803	389,310	342,531	\$1,540.88	\$527,799,167.28	34	66.91%	58.87%
1999 ¹	589,738	407,508	371,262	\$1,769.84	\$649,647,524.81	34	69.10%	62.95%
2000	607,784	443,713	390,312	\$1,963.86	\$755,128,494.87	33	73.01%	64.22%
2001	608,458	458,848	404,247	\$1,850.28	\$735,554,215.65	33	75.41%	66.44%
2002	612,188	470,007	430,891	\$1,540.76	\$642,457,942.63	28	76.77%	70.39%
2003	619,220	482,110	444,268	\$1,107.56	\$473,617,814.63	24	77.86%	71.75%
2004	625,072	489,546	448,642	\$919.84	\$395,606,262.86	23	78.32%	71.77%
2005	629,554	495,057	459,004	\$845.76	\$372,163,399.94	23	78.64%	72.91%
Total	<u>7,681,158</u>	<u>5,172,972</u>	<u>4,603,115</u>	<u>\$16,889.66</u>	<u>\$5,981,745,624.09</u>		67.35%	59.93%

Note 1: Beginning 1999, Permanent Fund Dividend Division implemented partial direct deposit.
For 1993 through 1998, applicants qualified for direct deposit only if they received the full dividend amount.

Note 2: Applicants may not qualify for direct deposit because their bank account was closed or their direct deposit information was incomplete.

Dividend Garnishments Summary

Under state statutes, up to 80% of a dividend may be garnisheed except that a governmental agency may garnishee up to 100% of a dividend. Any amount in excess of the total amount garnisheed is paid to the applicant.

Garnishment Requests

(Sorted by Amount Paid)

Top Ten Garnishors	Submitted		Paid		Average	Primary reason
	# Records	Amount	# Records	Amount		
Child Support Enforcement Division	14,395	\$12,174,715.20	10,749	\$8,056,474.06	\$749.51	Delinquent child support payments
Alaska Clerk of the Court (Private Writs)	20,936	159,085.12	9,673	5,857,313.25	605.53	Small claims, debts and restitution
Postsecondary Education	5,085	57,795,448.21	3,861	3,102,672.60	803.59	Delinquent state student loan payments
Department of Law	44,805	32,829,356.85	13,918	2,954,480.97	212.28	Fines, attorney fees, prison costs
Municipality of Anchorage	54,181	10,543,491.04	17,306	2,147,966.18	124.12	Fines, delinquent taxes, attorney fees
Internal Revenue Service	6,897	120,012,931.29	4,101	2,887,546.98	704.11	Delinquent federal income tax liabilities
Alaska Department of Labor	3,824	5,479,690.12	2,054	1,194,432.11	581.52	Delinquent employment tax liabilities
Department of Health and Social Services	783	1,507,312.56	429	385,619.84	898.88	Public assistance fraud repayments
U.S. Bankruptcy Court	268	226,663.68	255	214,972.80	849.03	Bankruptcy estate liabilities
City and Borough of Juneau	1,250	970,387.22	504	126,635.63	251.26	Fines, delinquent taxes, attorney fees
Total of Top Ten Garnishors	152,424	\$400,625,969.49	62,850	\$26,928,114.42	\$428.45	
Total of Other Garnishors	15,209	\$140,256,459.33	2,220	\$1,275,270.36	\$574.45	
Total of All Garnishors	167,633	\$540,882,428.82	65,070	\$28,203,384.78	\$433.43	

Dividend Assignments Summary

State statutes permit applicants to assign their dividend to a government agency or regional housing authority created under Alaska Statute 18.55.996. Any amount in excess of liability due the assigned agency is paid to the applicant.

Assignment Requests

Top Ten Assignees	Submitted		Paid		Average	Primary reason
	# Records	Amount	# Records	Amount		
AVCP ¹ Housing Authority	430	\$363,676.80	382	\$300,464.00	\$786.55	Mortgage payments
Tlingit-Haida Regional Housing	323	\$273,180.48	277	214,458.49	774.22	Mortgage payments
State Division of Investments	226	\$191,141.76	196	163,466.84	834.01	Disaster loan payments
Bering Straits Regional Housing Authority	174	\$147,162.24	157	120,236.13	765.84	Mortgage payments
Division of Behavioral Health	335	\$283,329.60	129	101,679.52	788.21	Cost of rehabilitation
Clerk of the Court	425	\$359,448.00	285	99,816.72	350.23	Restitution and fines
Aleutian Housing Authority	88	\$74,426.88	78	63,341.06	812.06	Mortgage payments
Department of Health and Social Services	117	\$98,953.92	75	57,975.07	773.00	Restitution to crime victims and fines
Kodiak Island Housing Authority	86	\$72,735.36	82	54,906.72	669.59	Mortgage payments
Municipality of Anchorage	101	\$85,421.76	188	32,507.73	172.91	Fines, delinquent taxes and fees
Total of Top Ten Assignees	2,305	\$1,949,476.80	1,849	\$1,208,852.28	\$653.79	
Total of Other Assignees	1,603	\$1,355,753.28	1,016	\$753,743.04	\$741.87	
Total of All Assignees	3,908	\$3,305,230.08	2,865	\$1,962,595.32	\$685.02	

¹ Association of Village Council Presidents

**University of Alaska
College Savings Plan Contributions**

Year	Applicants		Total Contributions
1991	5,018	\$	2,329,943.62
1992	5,490		2,507,537.40
1993	5,925		2,806,199.41
1994	5,905		2,897,904.88
1995	5,405		2,670,684.24
1996	4,945		2,790,779.51
1997	4,426		2,861,877.87
1998	3,468		2,655,048.28
1999	3,663		3,225,384.06
2000	3,766		3,681,902.17
2001	4,464		4,107,056.79
2002	5,094		3,901,412.29
2003	5,667		3,121,888.81
2004	6,501		3,020,373.59
2005	<u>7,482</u>		<u>3,150,343.08</u>
Total	<u>77,319</u>	\$	<u>45,728,336.00</u>

Legislation establishing the Alaska Education Trust Fund (AS 14.40.807) and authorizing an allowance for applicants to contribute 50% of their dividend to the fund was passed in 1990. The name of the fund was changed in 1991 to the Advance College Tuition (ACT) Payment Fund. The ACT checkoff first appeared on 1991 dividend applications.

In fall 2001, the University of Alaska developed the UA College Savings Plan program as the main program under which persons make contributions toward advanced college tuition costs. The UA College Savings Plan provides various investment strategies to individuals making contributions.

Collections Activity

The division collects dividends from applicants who were paid and subsequently determined to be ineligible to receive the dividend. Applicants are assessed 10.5% interest until the dividend is paid back.

	2005					2004				
	Beginning Inventory	New Cases	Closed Cases	Ending Inventory	Amount Collected	Beginning Inventory	New Cases	Closed Cases	Ending Inventory	Amount Collected
January	469	2	30	441	\$13,982	397	15	22	390	\$18,527
February	441	12	4	449	10284	390	58	7	441	10,160
March	449	15	7	457	22214	441	28	21	448	18,327
April	457	18	12	463	14962	448	8	9	447	24,567
May	463	19	20	462	33119	447	21	9	459	11,432
June	462	30	14	478	8147	459	20	14	465	26,401
July	478	30	9	499	12165	465	16	15	466	12,398
August	499	16	20	495	46649	466	17	10	473	16,764
September	495	20	9	506	36817	473	7	5	475	24,834
October	506	13	15	504	81051	475	8	12	471	94,991
November	504	20	21	503	16867	471	10	9	472	12,060
December	503	8	24	487	21250	472	3	6	469	4,644
Total		203	185		\$317,507		211	139		\$275,105

Dividend Information Offices

The division's dividend information offices perform crucial services for applicants who need assistance with their applications, both online and paper, or have questions regarding the dividend program. Information offices are located in Anchorage, Fairbanks and Juneau. Staff in the three offices assist tens of thousands of Alaskans each year.

Peak seasons for the information offices are the filing season that begins January 2nd and ends March 31st and the dividend payment season that occurs primarily during October.

In January through March, the three offices receive thousands of applications from walk-ins. Employees assist applicants with questions about completing applications and provide information about the dividend program. Almost half of all applications were received during the first two weeks of January and last two weeks of March combined.

In September and October, employees field inquiries from applicants who want to make sure they are on file and accepted for dividend payment, and those who have questions regarding their dividend, particularly those who were garnisheed and had not received all or part of their dividend.

Although activities peak during these times of year, employees still receive thousands of contacts in the off-season. Contacts during the off-season are primarily from applicants who have been asked to provide more information or documentation to complete their applications.

Dividend Information Office Activity Summary

	Information Office			Total
	Anchorage	Juneau	Fairbanks	
Telephone Calls	48,832	37,586	3,403	89,821
Counter Contacts	34,251	5,761	14,556	54,568
Documents Processed				
Applications received	41,962	6,675	11,435	60,072
Changes of address	9,053	4,065	2,000	15,118
Direct-deposit changes/withdrawals	4,914	4,389	928	10,231
Requests to stop payment of check	21	542	19	582
Total Documents Processed	<u>55,950</u>	<u>15,671</u>	<u>14,382</u>	<u>86,003</u>
Correspondence				
E-mail responses	4,658	4,720	3,474	12,852
Written responses to applicant letters	794	939	175	1,908
Dividend income verifications ¹	1	1,852	0	1,853
Total Correspondence	<u>5,453</u>	<u>7,511</u>	<u>3,649</u>	<u>16,613</u>
Eligibility Determinations				
Initial Review Cases	11,605	6,850	1,200	19,655
Missing Information letters	10,259	6,175	3,155	19,589
Final Review Cases Closed	366	908	97	1,371
Total Eligibility Determinations	<u>22,230</u>	<u>13,933</u>	<u>4,452</u>	<u>40,615</u>
Data Entry				
Applications Keyed/Documents Linked	47,366	29,403	305	77,074

Number of toll free (1-800) calls received: 46,083 <i>(includes calls made outside of business hours to message service)</i>

¹Dividend income verifications are requests from agencies, i.e. Alaska Housing Finance Corporation (low-income housing), for confirmation that the applicant received a dividend. The verifications are used by agencies to determine eligibility for their programs.

Summary of Questions Answered by Telephone

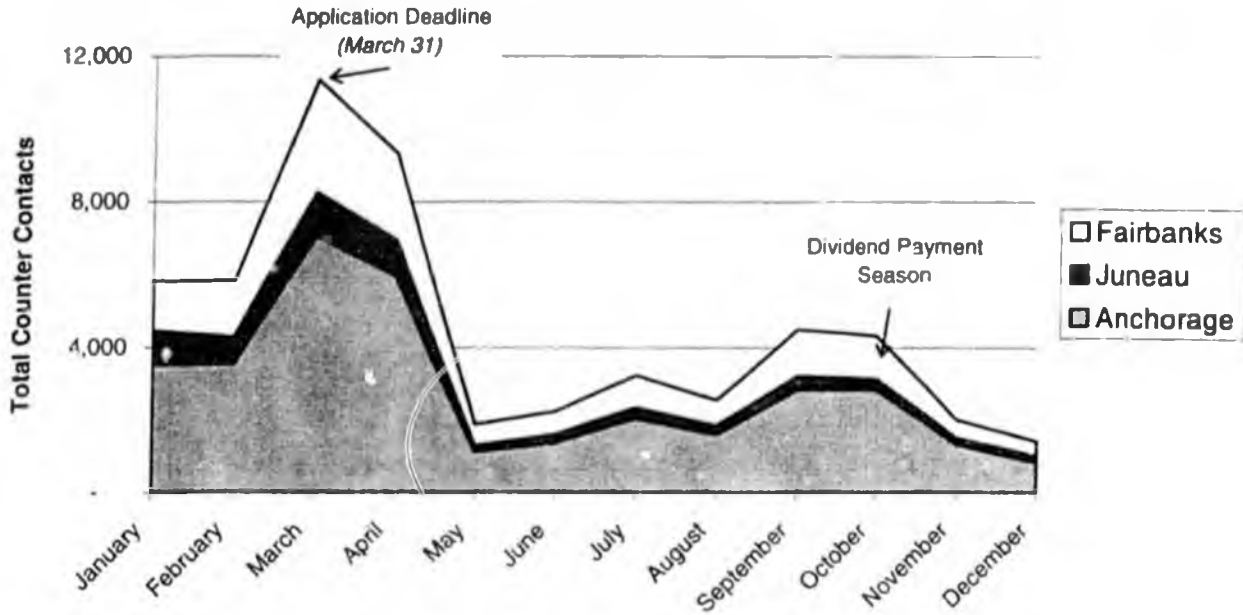
Questions regarding	Total	Dividend Information Office		
		Anchorage	Juneau	Fairbanks
Status of application	34,150	20,493	12,250	1,407
How to complete an application or form	13,685	7,514	5,886	285
Internet On-line Application	7,722	3,571	3,872	279
Direct deposit	7,193	4,041	2,889	263
Eligibility	5,939	3,440	2,305	195
Garnishments or attachments	3,751	2,221	1,380	150
Why an application was denied	2,639	1,033	1,456	151
When will the applicant get their check	2,399	1,357	1,007	35
Address verification or change	2,259	1,736	423	100
Status of an application in appeal	1,866	1,203	627	36
Receipt of documentation submitted	1,631	247	1,313	71
Status of an application in review	1,547	857	623	67
Birth certificate	1,424	875	493	57
Miscellaneous	1,191	846	251	93
How to complete a supplemental schedule	1,071	1,012	54	4
Extension request	938	451	458	29
Amount of the dividend for current or prior year	703	426	263	14
Why a person is not on file	678	247	428	3
Request for forms	663	313	279	71
Social Security Number problem	488	278	191	20
Absences and whether they are allowable for eligibility	473	129	342	2
Deceased applicant	358	166	184	8
IRS requirements	292	49	228	15
Child's application when two or more people filed for the child	199	77	114	8
UA College Savings program	189	108	54	26
Stop payment on a check	189	114	71	4
Requirements for being in Alaska (when applicant is absent)	183	129	52	2
Fraud tips	139	62	69	8
Eligibility for persons who are not U.S. citizens	36	13	23	-
Total Questions	93,997	53,008	37,586	3,403
Number of Individual Calls¹	87,784	46,795	37,586	3,403

¹More than one activity code may be entered on a individual telephone call when the call pertains to multiple questions.

Dividend Information Office Monthly Activity (Detail by Information Office)

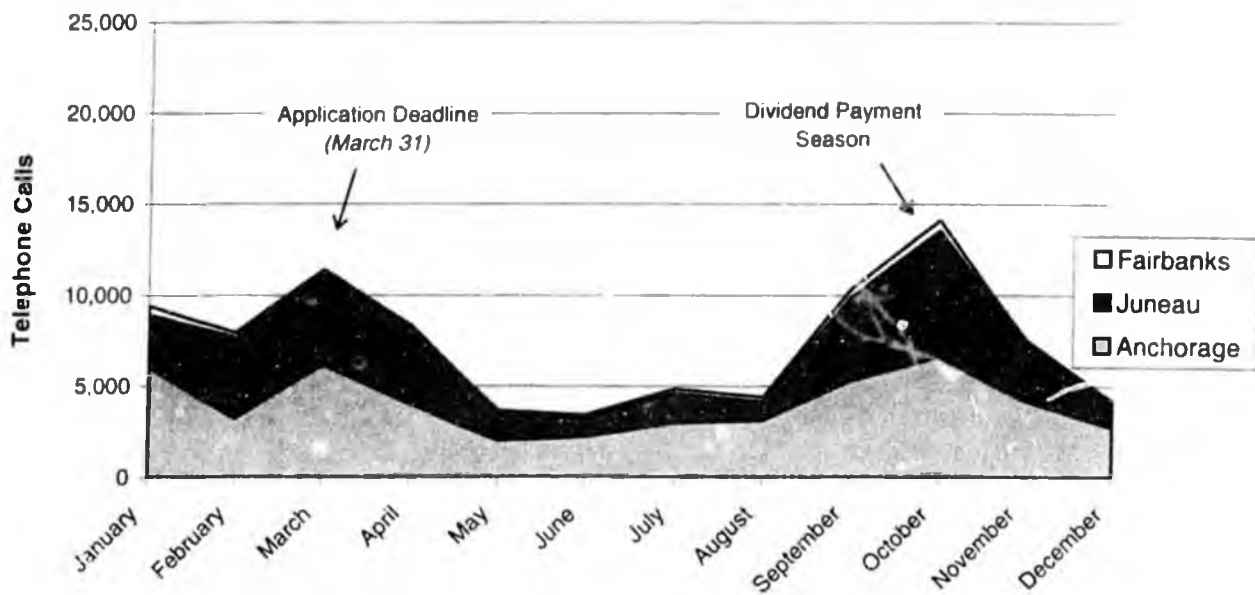
Counter Contacts

Information office employees assist thousands of applicants who walk into the local offices. During 2005, employees assisted 54,568 applicants.



Telephone Calls

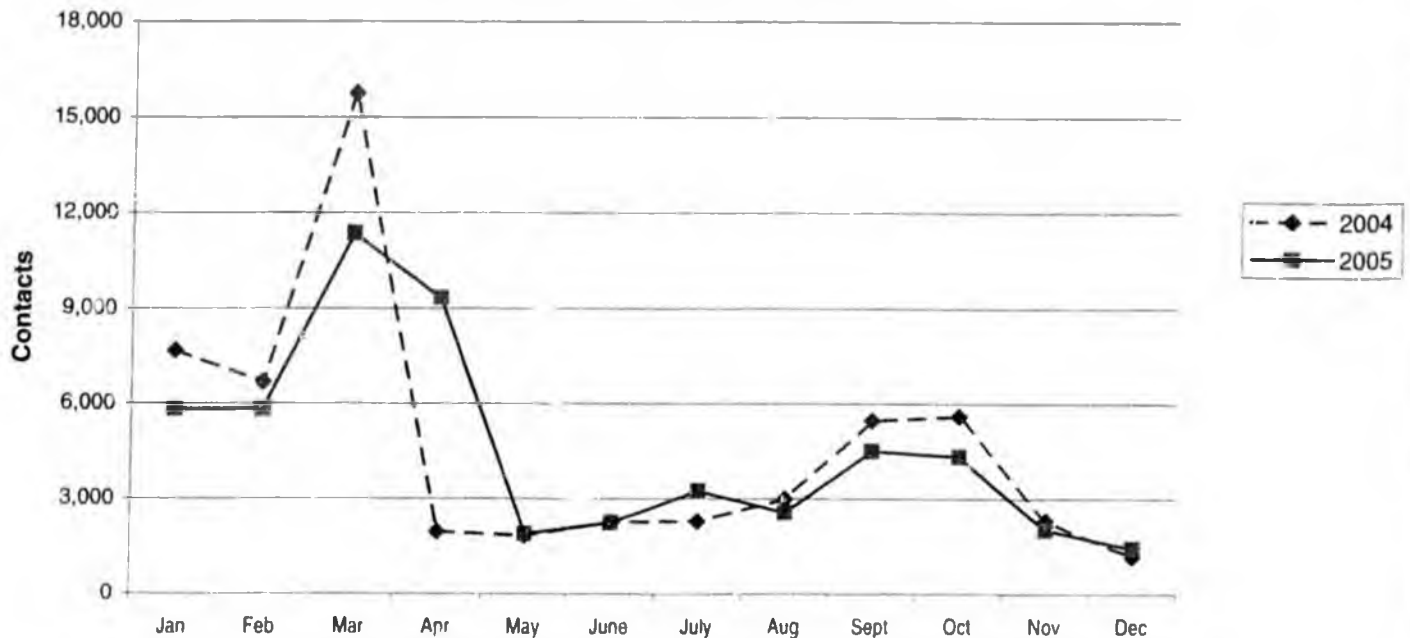
Information office employees respond to thousands of telephone calls each year from applicants requesting assistance. During 2005, employees answered 89,821 calls.



Two-Year Comparison of Information Office Activity

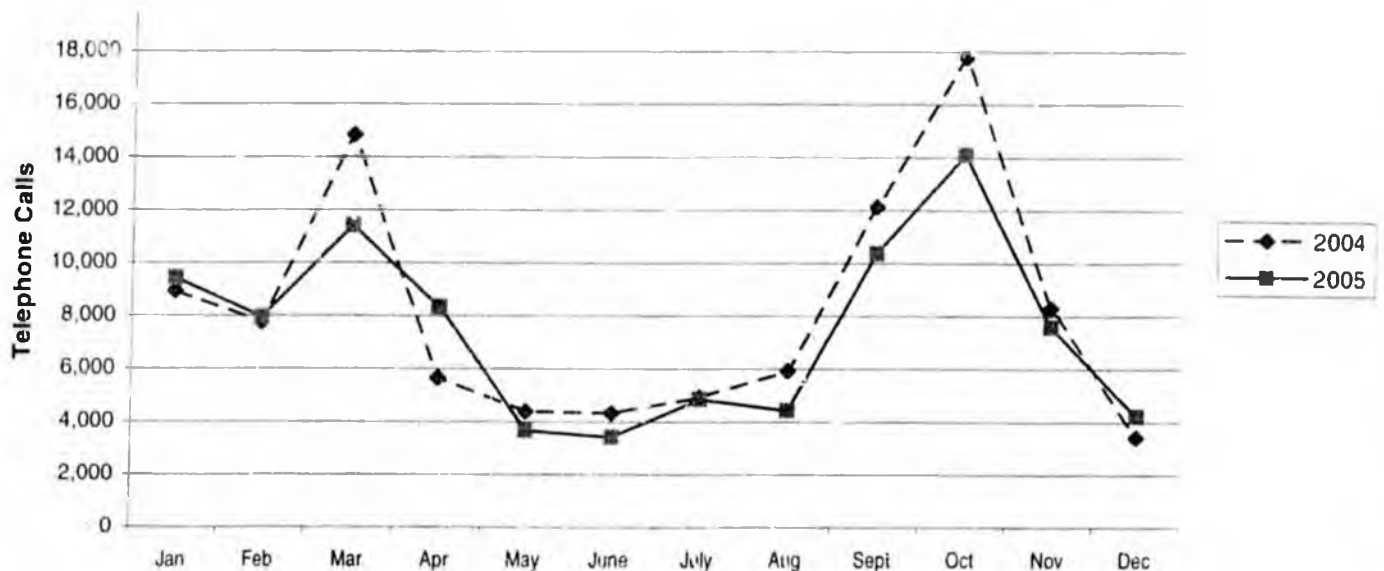
Counter Contacts

Total counter contacts in 2004 and 2005 were 55,995 and 54,568, respectively. Counter contacts are greatest during March prior to the filing due date. Counter contacts relate to persons seeking assistance for completing their application and inquiring about eligibility.



Telephone Calls

Total telephone calls answered in 2004 and 2005 were 98,445 and 89,821, respectively. Telephone call activity is greatest in October when dividend payments are made. Calls during this time relate to the status of payments or garnishments.



Initial Review

As applications are loaded onto the division's database, some are flagged for further review due to data discrepancies and/or eligibility issues.

The Initial Review Section manually reviews all flagged applications. Initial Review staff research, examine and analyze documents, supplemental information and data. Staff considers the applicant's past filing history, actions and statements. Staff makes determinations based on information available at the time of the review. If staff determines that more information is needed, or that an individual is not eligible for a dividend, automatic letters are generated. Applications with complex eligibility issues are referred to Final Review.

Initial Review Activity

2005 Initial Reviews		2004 Initial Reviews	
2005	Worked	2004	Worked
Jan	5,977	Jan	1,055
Feb	10,910	Feb	11,502
Mar	10,136	Mar	14,909
Apr	13,480	Apr	12,107
May	21,022	May	23,043
Jun	17,798	Jun	22,905
Jul	13,566	Jul	12,840
Aug	843	Aug	482
Sep	3,220	Sep	297
Oct	202	Oct	557
Nov	41	Nov	763
Dec	0	Dec	690
Initial Reviews Processed	97,195	Initial Reviews Processed	101,150
Total Applications Filed	627,205	Total Applications Filed	625,072
As % of Applications Filed	15%	As % of Applications Filed	16%

2005 Requests for Information		2004 Requests for Information	
2005	Sent	2004	Sent
Jan	4,816	Jan	17
Feb	9,097	Feb	13,338
Mar	8,697	Mar	13,740
Apr	10,698	Apr	7,789
May	13,706	May	22,010
Jun	6,674	Jun	8,846
Jul	8,449	Jul	6,744
Aug	1,218	Aug	323
Sep	291	Sep	93
Oct	68	Oct	111
Nov	2	Nov	93
Dec	1	Dec	136
Requests Sent	63,717	Requests Sent	73,240
As % of Initial Reviews	66%	As % of Initial Reviews	72%
As % of Applications Filed	10%	As % of Applications Filed	12%

Final Review

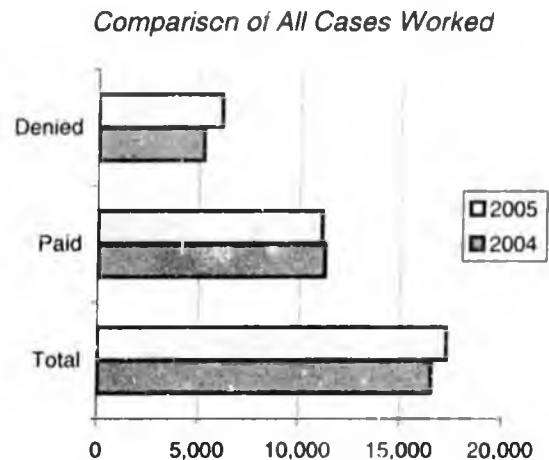
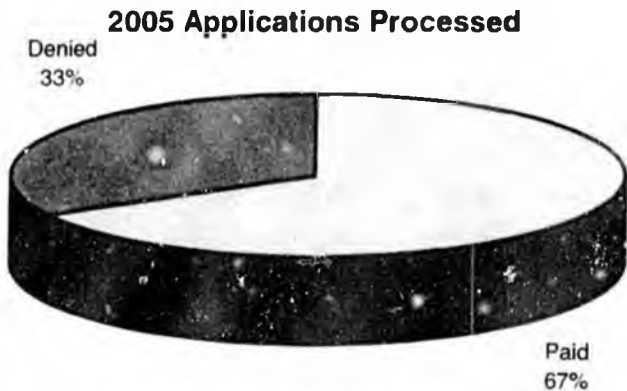
As applications are loaded onto the division's database, some are flagged for closer review because of more complex eligibility issues. Applications may also be referred from the initial review and applicant response processes if all eligibility issues could not be resolved at those levels.

The Final Review Section manually reviews all applications flagged. Review staff make eligibility determinations based on information submitted with the application, and in telephone contacts, email, and correspondence received from applicants and third parties. Staff determine if the applicant meets all eligibility requirements of the PFD program. When making determinations, staff verify establishment of Alaska residency, applicants' intent to remain an Alaska resident, reasons for absences from the state, and compliance with physical presence requirements. When it is determined that an applicant is not eligible for a dividend, staff issue a letter notifying the applicant that his or her dividend application is denied and why. The letter also notifies the applicant of his or her right to appeal the decision.

Final Review Caseload Activity

2005 Applications				Prior Year Applications			
2005	Paid	Denied	Total	2005	Paid	Denied	Total
Jan	123	15	138	Jan	340	458	798
Feb	509	104	613	Feb	49	99	148
Mar	360	136	496	Mar	69	108	177
Apr	560	187	747	Apr	35	36	71
May	1,153	390	1,543	Ma	31	13	44
Jun	1,058	407	1,465	Jun	11	48	59
Jul	1,026	548	1,574	Jul	14	41	55
Aug	1,191	536	1,727	Aug	24	11	35
Sep	1,557	560	2,117	Sep	40	21	61
Oct	1,067	660	1,727	Oct	38	33	71
Nov	1,241	657	1,898	Nov	44	29	73
Dec	573	972	1,545	Dec	12	60	72
Processed in 2005	10,418	5,172	15,590	Processed in 2005	707	957	1,664
% Paid/Denied	66.8%	33.2%		% Paid/Denied	42.5%	57.5%	
Ending Inventory at 12/31/2005			665				
Total 2005 Final Review Cases			16,255				

Total Cases (All Years) Worked in 2005: 17,254
Total Cases (All Years) Worked in 2004: 16,507



Appeals

A person whose application is denied for payment may appeal to the PFD Division if he or she disagrees with the denial. If an application is denied, the applicant receives a letter from the division notifying him or her of the division's reason for denying the application. Along with the denial letter, the applicant receives a form that the applicant can complete to request an appeal.

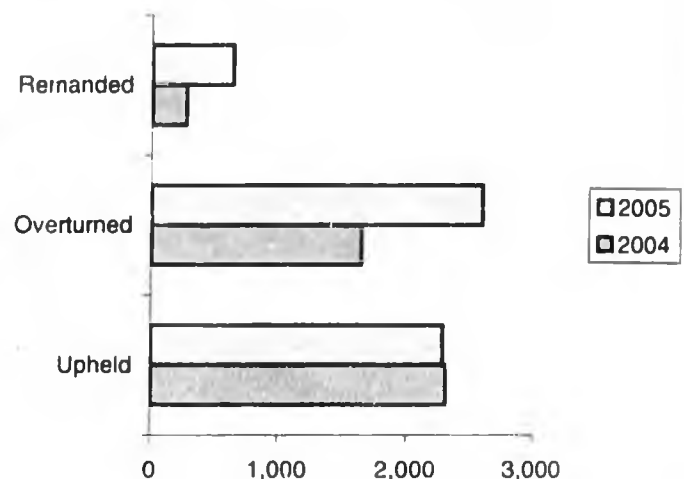

The Appeals Section conducts informal appeal conferences with applicants to make a determination to uphold or overturn the denial decision. Appeals staff review each appeal and develop facts relating to matters in dispute by the applicant and issue a written decision. If the applicant disagrees with the informal appeal decision, a formal hearing may be requested before an Administrative Law Judge in the statewide Office of Administrative Hearings in the Department of Administration. A PFD Appeals Officer represents the division at formal hearings.

Informal Appeals Caseload Activity

Resolution of Cases Worked In 2004 and 2005 - Includes Current and Prior Dividend Years

	<i>Remanded to Review</i>		<i>Overtured and Paid</i>		<i>Upheld and Denied</i>		<i>Total</i>	
	2004	2005	2004	2005	2004	2005	2004	2005
Jan	42	52	219	260	291	157	552	469
Feb	56	130	319	259	398	174	773	563
Mar	28	77	150	101	226	237	404	415
Apr	32	16	101	115	264	152	397	283
May	7	13	72	134	92	173	171	320
Jun	15	27	37	137	54	150	106	314
Jul	22	33	43	197	59	115	124	345
Aug	22	53	136	235	90	115	248	403
Sep	15	61	136	459	212	146	363	666
Oct	13	55	106	228	114	198	233	481
Nov	4	76	87	311	274	297	365	684
Dec	20	43	242	164	237	371	499	578
Total	276	636	1,648	2,600	2,111	2,285	4,235	5,521
	6.5%	11.5%	38.9%	47.1%	54.6%	41.4%	100%	100%

	2004	2005		2004	2005
<i>Number of Cases to Formal Appeal</i>	359	473	<i>% Appealed of All Applications</i>	0.7%	0.9%
<i>% of Cases to Formal Appeal</i>	15.5%	20.7%	<i>% Appealed of Denied Applications</i>	15.6%	16.6%



Inventory of cases at end of 2005: **1,016**
 Oldest case at end of 2005: **3 months**

Fraud Investigations

The PFD Division investigates hundreds of applications each year based on information received from the public or other governmental agencies. Fraud tips are received from the public through direct contact, e-mail or the division's fraud tip telephone hotline. The division keeps the informant's name and identity confidential.

Additionally, the division conducts focused audits and investigates information that is obtained through the division's internal process and anomalies noted in processing applications.

Fraudulent action by an applicant or sponsor can result in civil or criminal penalties. When cases involve criminal activity, investigators work with state and federal prosecutors to prepare cases for prosecution.

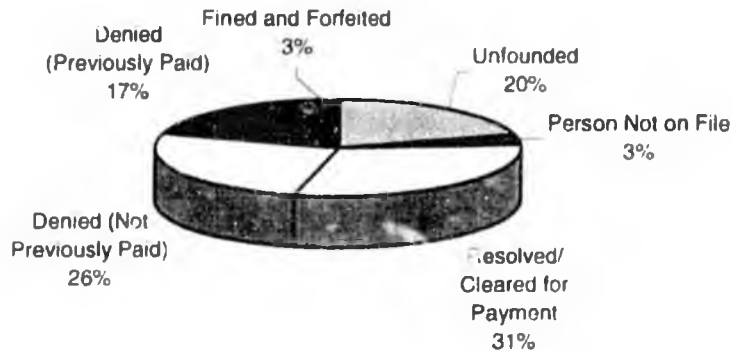
Investigations resulted in six criminal indictments during 2005, three in federal court and three in State court. The division also imposed 51 civil actions resulting in five year PFD forfeitures, and monetary fines.

Fraud Investigations

Summary of Fraud Tip Investigations

	Source of Tip		Total	2004 Total
	Public	Government Agency		
Caseload				
Under Investigation	284	151	435	253
Resolved	1,012	520	1,532	1,319
Total Caseload	1,286	681	1,967	1,572
Resolution Status				
Unfounded	267	47	314	268
Person Not on File	50	2	52	105
Resolved/Cleared for Payment	265	194	459	307
Denied (Not Previously Paid)	250	149	399	369
Denied (Previously Paid)	155	106	261	249
Statement of Admissions	0	0	0	1
Fined and Forfeited	25	22	47	20
Total Resolution Status	1,012	520	1,532	1,319
Assessment and Payments Denied				
Denied (Previously Paid)	155	106	261	249
Amount Assessed to be Paid Back	\$181,751.72	\$120,265.56	\$302,017.28	\$340,911.97
Denied (Not Previously Paid)	250	149	399	369
Amount of Payments Denied	\$222,120.18	\$135,337.16	\$357,457.34	\$386,190.39
Forfeited/Fined	25	22	47	21
Amount of Forfeited	\$154,129.23	\$125,838.30	\$279,967.53	\$100,626.89
Amount Fined	\$7,722.00	\$5,595.00	\$13,317.00	n/a
Total	430	277	707	639
Total Amount	\$565,723.13	\$387,036.02	\$952,759.15	\$827,729.25


Resolved Case Status of 2005 Investigations Cases



Summary of Audit Investigations

	Audit Project						Total	2004
	Out-of-State Postmark	Out-of-State IP	Jury	DMV	Elections	Cannery		
Caseload								
Under Investigation		0	0	12	0	0	12	16
Resolved	690	243	2,131	4,530	174	270	8,038	1,735
Total Caseload	690	243	2,131	4,542	174	270	8,050	1,751
Resolved Case Status								
Unfounded	0	2	0	1,365	0	33	1,400	496
Not on File	0	0	1,880	2,843	0	95	4,818	210
Resolved/Cleared for Payment	342	92	42	191	14	86	767	432
Denied (Not Previously Paid)	347	147	203	119	77	25	916	530
Denied (Previously Paid)	0	2	6	9	83	31	131	67
Fined and Forfeited	1	0	0	3	0	0	4	0
Total	690	243	2,131	4,530	174	270	8,038	1,735
Assessments and Payments Denied								
Denied (Not Previously Paid)	347	147	203	119	77	25	916	530
Amount of Payments Denied	\$293,478.72	\$124,326.72	\$171,837.44	\$101,015.84	\$65,271.68	\$21,440.32	\$777,370.72	\$495,587.16
Denied (Previously Paid)	0	2	6	9	83	31	131	67
Amount Assessed	\$0.00	\$2,027.40	\$5,519.04	\$9,000.84	\$76,346.72	\$28,515.04	\$121,409.04	\$85,080.42
Forfeited/Fined	1	0	0	3	0	0	4	0
Amount of Forfeited	\$6,007.31	\$0.00	\$0.00	\$17,909.46	\$0.00	\$0.00	\$23,916.77	\$0.00
Amount Fined	\$625.00	\$0.00	\$0.00	\$455.00	\$0.00	\$0.00	\$1,080.00	\$0.00
Total	\$300,111.03	\$126,354.12	\$177,356.48	\$128,381.14	\$141,618.40	\$49,955.36	\$923,776.53	\$580,667.58

Resolved Case Status



Data Processing

Processing over 625,000 PFD applications annually and producing timely and accurate payments requires extensive computer resources. The division uses mainframe, client server, imaging, and web applications to accomplish the task. PFD computer programs are maintained and updated at least annually by the DP staff to reflect statutory, regulatory, or administrative changes.

The use of online application and other web services results in efficiencies in program administration and better service to Alaskans. Through the division's web site, applicants can apply online or access paper forms; find the PFD statutes and regulations, general information about eligibility, specific information for students and the military; check the status of current year applications; and access links to other governmental entities that might be needed to obtain supplemental information.

Since the implementation of imaging in 2000, over 14 million paper applications and supplemental documents have been scanned and stored in the server data base. Current and prior year records are accessed by review and appeals staff in the course of determining eligibility.

DP staff are currently developing replacement applications for the original, and now outdated, Dividend Application System. When completed, all applications, except mass printing, will be located on client servers rather than the state mainframe. Future electronic developments may include the ability for applicants to change personal information online, Interactive Voice Response (IVR) for application or updating information; and broader use of Optical Character Recognition (OCR).

During 2005, Alaskans accessed the CheckStatus function on the PFD web site 569,075 times.

This publication was released by the Alaska Department of Revenue and produced at a cost of \$4.38 per copy including printing and binding at Copy Express located in Juneau, Alaska. Its purpose is to provide the public with comprehensive information and data regarding the Permanent Fund Dividend program.

The Department of Revenue complies with Title II of the Americans with Disabilities Act of 1990. This publication is available in alternative communication formats upon request. Please contact the division's representative at (907) 465-2326 or (907) 465-2868 (TTY) to make necessary arrangements.

This publication was released by the Alaska Department of Revenue and produced at a cost of \$4.38 per copy including printing and binding at Copy Express located in Juneau, Alaska. Its purpose is to provide the public with comprehensive information and data regarding the Permanent Fund Dividend program.

The Department of Revenue complies with Title II of the Americans with Disabilities Act of 1990. This publication is available in alternative communication formats upon request. Please contact the division's representative at (907) 465-2326 or (907) 465-2868 (TTY) to make necessary arrangements.