

11459 HOUSE JUDICIARY

Outcomes for 16- and 17-Year-Old Youths Referred to DJJ for Misconduct Involving Weapons I & II

February 11, 2005

The Legislature is currently considering a bill that would add Misconduct Involving Weapons (MIW) in the First and Second Degrees to the list of autowaiver offenses in A.S. 47.12.030. The Legislature has asked for information on outcomes for youths currently charged with either of these offenses to help determine if these youths are indeed particularly dangerous and at high risk to reoffend, indicating the need for a different response than is currently provided through the juvenile justice system.

Sixteen youths ages 16-17 were referred to DJJ on a total of 26 charges over the two-year period FY 03-FY 04 for MIW 1 & 2 offenses. Some youths received multiple charges for this offense. For example, one youth was charged five times for MIW 2 because he discharged a gun into five different cars. In several cases the MIW 1 or 2 charge was eventually reduced to a lower-level MIW charge.

Of the 16 youths charged with this offense:

- 10 were adjudicated
- 6 were adjusted, diverted, placed on informal probation, or held in abeyance

Of those adjudicated:

- 5 were given institutional ("B-1") orders. Two remain in secure treatment at this writing.
- 3 were placed on formal probation ("B-2") orders.
- 1 was ordered to supervision with custody in a nonsecure setting. ("B-3" orders)
- 1 was given a restitution order only

Based on an examination of JOMIS and APSIN records:

- 12 of the youth have committed no further offenses following their disposition on the MIW/ referral. (Four did commit probation violations following their disposition, but these did not rise to the level of a new criminal offense.)
- One youth later committed a C Felony (Burglary 2) that was adjusted with a conference; as an adult he has been charged again with the same offense, which is pending.
- Two youths were charged as adults with Driving Under the Influence.
- One youth absconded while in aftercare and remains at large.

Further details on these cases follow:

Juvenile 1: charged with MIW I (2) in Sept. 2002. Shot at girlfriend's unoccupied car. B(1) Institutional order at McLaughlin Youth Center; released 10/20/03. No further referrals.

Juvenile 2: charged with MIW 1 (2) in Sept. 2002, but was eventually adjudicated on MIW 4 (reckless discharge). B(2) order and CWS. Successfully completed and released from supervision. No further referrals.

Juvenile 3: Charged with five counts of MIW 1 (2) in May 03 with several criminal mischief charges. Was adjudicated on charges of MIW 1, received a deferred B(1) and given opportunity to participate in Alaska Youth Military Academy. Violated probation and was institutionalized at MYC, where he remains.

Juvenile 4: charged with MIW 1 in Sept. 2002 for same incident as Juvenile 2. Had a history of criminal mischief charges. Received a deferred B(1) and given opportunity to participate in Alaska Youth Military Academy and placed in a foster home. Did violate probation but otherwise successfully completed AYMA program and discharged from custody in April 04. No further referrals.

Juvenile 5: Had a history of minor thefts and assaults. Out riding with friends and discharged gun into five unoccupied cars. Charges were reduced to MIW 4 and youth placed on formal probation. Placed on electronic monitoring, attended groups at AYPF, ordered to pay restitution of \$1,100. Did violate probation. However, he did pay restitution,, kept up grades, got a job—successful closure in Nov. 2004. No further referrals.

Juvenile 6: No history. Committed a MIW 2 that was reduced to MIW 4. Received an adjudication with restitution order for \$100. Paid and case closed. No further referrals.

Juvenile 7: Charged with shooting at a dwelling (MIW 2), along with criminal mischief, Assault 4, reckless endangerment. Charge reduced to MIW 4, adjudicated, received formal probation. Successfully completed 2/7/04. Charged with Driving Under the Influence as an adult.

Juvenile 8: Charged with MIW 2, shooting at a building, and reckless endangerment. Adjusted with a conference and case closure. No further referrals.

Juvenile 9: Youth was drunk, tried to kill himself but hit building instead. Charged with MIW 2. Placed on informal probation and received a behavioral health evaluation and services from NSBH. Completed informal probation successfully. No further referrals.

Juvenile 10: MIW 2 dismissed by judge as not legally sufficient. Youth had no other history. No further referrals.

Juvenile 11: referred for MIW 2 (involving drugs) and 4 and MICS charges. Adjudicated on MICS. Given a B3 order, placed in JYS, did not do well and violated probation conditions; transferred to Alaska Challenge Military Academy, completed and released from DHSS custody on 9/28/04. No further referrals.

Juvenile 12: charged with MICS and MIW 2 (involving drugs); placed on diversion agreement given problems in establishing culpability (his friends likely set him up, but he was known to use drugs). Completed his CWS and diversion agreement successfully. Charged with Driving Under the Influence as an adult.

Juvenile 13: MIW 2 adjusted with community work service. Later committed Burg 2 (C Felony) that was adjusted with a conference in juvenile system; APSIN says current charge pending on Burg 2 committed on 1/16/2005.

Juvenile 14: Long history of criminal mischief, trespass, MIW, probation violations. Charged with MIW 2 (drug). Received a B(1) order and institutionalized at McLaughlin Youth Center. During transition to aftercare was placed in a foster home. Is now missing. Warrant out for his arrest.

Juvenile 15: Charged with attempted murder and waived to adult system. Because of difficulty in establishing attempted murder charge, judge agreed to reduced charges of MIW and Assault 3. Youth was referred back to the juvenile system and adjudicated on a B(1) institutional order. Currently serving term of treatment at Bethel Youth Facility.

Juvenile 16: Youth had been charged with MICS, petition was held in abeyance. Youth committed MIW charge as a probation violation. Youth moved to Seattle to live with grandparents and enroll in a substance abuse program. Reported to be doing well. No further referrals.

HOUSE BILL 88

Sectional Analysis

Section 1 adopts the title "School Violence Prevention Act of 2005".

Section 2 proposes findings, including one of legislative and public concern for violent crime among Alaska youth; information from the Alaska Department of Health and Social Services Youth Risk Behavior Study of 2003; and the Anchorage School District survey in 2003 indicating that 13% of Anchorage students who responded to the survey did not feel safe at school. **Section 2** also adopts legislative intent to deter violence involving weapons by minors, and discouraging school violence in Alaska.

Section 3 adopts an aggravating factor for sentencing persons convicted of crimes against a person in violation of AS 11.41. AS 11.41 includes homicide, assault, kidnapping, sexual offenses, and robbery, and related offenses.

The new aggravating factor applies to a sentence for a person convicted of an offense under AS 11.41, if the person directed the crime against a school employee while on school grounds or at a school-sponsored event.

Aggravating factors apply to sentences for felonies. However, at misdemeanor sentencing proceedings, the prosecution may and often does argue that the court should consider aggravating factors in sentencing defendants convicted of a misdemeanor.

Section 4. Generally minors who commit crimes come under the juvenile justice system. For certain serious crimes, however, the law requires that minors 16 and 17 years of age be prosecuted as adults. These crimes include murder, manslaughter, assault in the first degree, first degree sexual assault and first degree sexual abuse, and arson. **Section 4** adds misconduct in the first and second degrees to these crimes. Misconduct involving weapons in the first degree is a class A felony. Misconduct involving weapons in the second degree is a class B felony. Both address criminal conduct with firearms. For example, the first degree offense prohibits discharging a firearm from a moving propelled vehicle under circumstances manifesting substantial risk of harm to a person or property. The second degree offense prohibits, for example, possession of a firearm during the commission of a drug crime.

STATE OF ALASKA

DEPARTMENT OF LAW
OFFICE OF THE ATTORNEY GENERAL

FRANK H. MURKOWSKI,
GOVERNOR

P.O. BOX 110300
JUNEAU, ALASKA 99811-0300
PHONE: (907) 465-3600
FAX: (907) 465-2075

January 20, 2005

The Honorable Lesil McGuire, Chair
House Judiciary Committee
Alaska State Legislature
State Capitol, Room 118
Juneau, Alaska 99801-1182

Re: HB 88 - School Violence Prevention Act of 2005

Dear Representative McGuire:

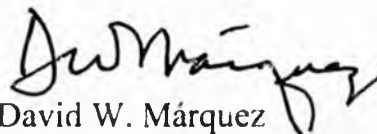
The Department of Law would appreciate scheduling of the above bill for a hearing in your committee, at your earliest convenience. The bill now resides in your committee and is a high priority of the Administration.

If you have any questions, please feel free to contact me.

Sincerely,

GREGG D. RENKES
ATTORNEY GENERAL

By:


David W. Márquez
Assistant Attorney General

DWM:DEB:pvv

cc: Kevin Jardell, Legislative Director, Office of the Governor
Deborah Behr, Legislation and Regulations Attorney, Department of Law

FISCAL NOTE

STATE OF ALASKA
2005 LEGISLATIVE SESSION

Fiscal Note Number: 1
 Bill Version: HB 88
 (H) Publish Date: 1/19/05
 Dept. Affected: Health & Social Services

Revision Date/Time (Note if correction):

Title WEAPONS OFFENSES INVOLVING MINORS
AND OFFENSES AGAINST SCHOOL
EMPLOYEES

RDU Juvenile Justice

Component Probation Services

Sponsor (RLS) BY REQUEST OF THE
GOVERNOR

Requester GOVERNOR

Component No. 2134

Expenditures/Revenues (Thousands of Dollars)

Note: Amounts do not include inflation unless otherwise noted below.

OPERATING EXPENDITURES	FY 2006	FY 2007	FY 2008	FY 2009	FY 2010	FY 2011
Personal Services						
Travel						
Contractual						
Supplies						
Equipment						
Land & Structures						
Grants & Claims						
Miscellaneous						
TOTAL OPERATING	0.0	0.0	0.0	0.0	0.0	0.0

CAPITAL EXPENDITURES						
-----------------------------	--	--	--	--	--	--

CHANGE IN REVENUES (0)						
-------------------------------	--	--	--	--	--	--

FUND SOURCE (Thousands of Dollars)

1002 Federal Receipts						
1003 GF Match						
1004 GF						
1037 GF/Mental Health						
Other(Specify Type-do not abbreviate)						
Other(Specify Type-do not abbreviate)						
TOTAL	0.0	0.0	0.0	0.0	0.0	0.0

Estimate of any current year (FY2005) cost: _____

Mark this box (X) if funding for this bill is included in the Governor's FY 2006 budget proposal:

POSITIONS

Full-time						
Part-time						
Temporary						

ANALYSIS: (Attach a separate page if necessary)

This proposed legislation will not have a significant impact on workloads of the Division of Juvenile Justice staff. Therefore, this zero fiscal note is entered to reflect negligible fiscal impact.

Prepared by: Patty Ware
 Division: Juvenile Justice
 Approved by: Joel S. Gilbertson, Commissioner
 Agency: Department of Health and Social Services

Phone 465-2112
 Date/Time _____
 Date 01/06/2005

FISCAL NOTE

STATE OF ALASKA
2005 LEGISLATIVE SESSION

Fiscal Note Number: 2
 Bill Version: HB 88
 (H) Publish Date: 1/19/05

Revision Date/Time (Note if correction): _____ Dept. Affected: LAW
 Title "An Act relating to penalties for certain weapons offenses involving minors; to delinquent minors..." RDU CRIMINAL
 Sponsor _____ Component CDCC
 Requester Governor Component No. _____

Expenditures/Revenues (Thousands of Dollars)

Note: Amounts do not include inflation unless otherwise noted below.

OPERATING EXPENDITURES	FY 2006	FY 2007	FY 2008	FY 2009	FY 2010	FY 2011
Personal Services						
Travel						
Contractual						
Supplies						
Equipment						
Land & Structures						
Grants & Claims						
Miscellaneous						
TOTAL OPERATING	0.0	0.0	0.0	0.0	0.0	0.0

CAPITAL EXPENDITURES						
-----------------------------	--	--	--	--	--	--

CHANGE IN REVENUES ()						
-------------------------------	--	--	--	--	--	--

FUND SOURCE (Thousands of Dollars)

1002 Federal Receipts						
1003 GF Match						
1004 GF						
1005 GF/Program Receipts						
1037 GF/Mental Health						
Other (Specify Type--Do not abbreviate)						
TOTAL	0.0	0.0	0.0	0.0	0.0	0.0

Estimate of any current year (FY2005) cost: 0.0

Mark this box (X) if funding for this bill is included in the Governor's FY 2006 budget proposal:

POSITIONS

Full-time						
Part-time						
Temporary						

ANALYSIS: (Attach a separate page if necessary)

This bill seeks to address the issue of school violence by adopting an aggravating factor in sentencing a person convicted of felony assault directed at a school employee. The bill would deter minors 16 years and older from committing felony offenses involving misconduct with weapons in the first and second degrees by holding them accountable to the same legal consequences as adults. Passage of this legislation will not have a foreseeable fiscal impact on the Department of Law.

Prepared by: Kathryn Daughetee, Director Phone 465-5427
 Division: Administrative Services Date/Time 1/18/05 3:14 PM
 Approved by: Kathryn Daughetee for Gregg D. Renkes, Attorney General Date 1/18/2005
 Agency: Department of Law

2003 Youth Risk Behavior Survey (YRBS)



**A Joint Project Between
Alaska Department of Health and Social Services,
Division of Public Health, Section of Epidemiology
P.O. Box 240249
Anchorage, AK 99524-0249
(907) 269-8000**

and

**Alaska Department of Education & Early Development,
Division of Teaching and Learning Support
801 West 10th Street, Suite 200
Juneau, AK 99801
(907) 465-2887**

**Authors
Tammy Green, MPH, CHES
John Middaugh, MD
Scott Saxon, BS
Charles J. Utermohle, Ph. D**

Alaska Department of Health & Social Services

Joel Gilbertson, Commissioner

Division of Public Health

Doug Bruce, Director

Alaska Department of Education & Early Development

Roger Sampson, Commissioner

Karen Rehfeld, Deputy Commissioner

Alaska State Board of Education & Early Development

Richard I. Mauer, Chair

Esther J. Cox, First Vice-chair

Sylvia J. Reynolds, Second Vice-chair

Patsy Dewitt

Shirley J. Holloway

Rex A. Rock

Tim R. Scott

Col. David Jones, Military Advisor

Jeremy Waite, Student Advisor

Bryant Hopkins, Student Advisor

Acknowledgments

The 2003 Alaska Youth Risk Behavior Survey would not have been possible without the support of many individuals working cooperatively at all phases of the project. We would like to thank:

- School district superintendents and administrators, school boards, secondary school principals, teachers, parents and guardians who cooperated with and supported the survey
- The U.S. Centers for Disease Control and Prevention, Division of Adolescent and School Health, and Westat, Inc. for their technical assistance; and most importantly;
- The Alaska students who participated in the survey

Table of Contents

Youth Risk Behavior Survey	
Introduction	1
Youth Risk Behavior Survey Background	3
Methodology	4
Survey Limitations	5
High School Results	
Section I: Intentional and Unintentional Injuries	6
Section II: Tobacco Use	14
Section III: Drug and Alcohol Use	18
Section IV: Sexual Behaviors	23
Section V: Weight and Dietary Behaviors	28
Section VI: Physical Activity	32
Section VII: Connectedness	35
References	37
Appendices	
A. Body Mass Index	40
B. High School Questions	41

Introduction

As the State of Alaska moves into the 21st century, it is more important than ever to provide quality instruction to children across our state. Research tells us that many of our students struggle with issues and problems not addressed within the typical school day. In order to better understand and provide assistance with those issues, the Alaska Department of Health and Social Services conducted this survey to assess students' self-reported health risk behaviors.

With a better understanding of the risk behaviors that may lead to early morbidity and mortality, schools, agencies and communities will be better equipped to provide effective interventions, resources and quality prevention services. By addressing risk behaviors early and providing support and guidance, schools will provide students with a much greater opportunity to succeed in school and beyond.

This report describes the methods used to conduct and the results of the 2003 Alaska Youth Risk Behavior Survey (YRBS). The 2003 results are compared to the 1995 YRBS results for an overview of how risk behaviors have changed over the last several years among youth in Alaska. Where data are available, Alaska results are compared to U.S. 2001 YRBS results. The survey is intended to provide a better understanding of the health risk behaviors for students in public school settings. The YRBS asks students to self-report on their behaviors in six major areas of health that directly lead to morbidity and mortality in adult populations within our country.

How To Use This Report

The results of the YRBS can help detect changes in risk behaviors over time and provide an important piece of program evaluation. The information from the YRBS will identify and highlight the differences and similarities in risk behaviors among high school students in Alaska and the US. This information will help schools, communities and parents focus primary prevention efforts and better utilize limited resources.

Think of this report as a tool for starting discussions, for encouraging parent involvement, for educating the community, for planning and evaluating programs, for comparing Alaska students with other students nationwide and strengthening existing programs and policies.

- **Starting the Conversation.** Use this report to begin a conversation with young people about the personal choices they make or about the health of their community. Ask them if the results accurately reflect what they see happening around them. How do they explain the results? What ideas do they have about ways to promote healthy behaviors? From their perspective, what seems to be working and what isn't working?
- **Increasing Awareness.** This report provides an opportunity to make community members aware of the risks that their young people face. It can dispel myths and correct misinformation about the "average teenager." In addition, you can use the YRBS to **accentuate the positive**, and to celebrate the fact that many students are abstaining from behaviors that endanger their health and their ability to succeed.

- **Planning and Evaluating Programs.** The results of this report can serve as the basis for a school and/or community needs assessment. It can help identify strengths and weaknesses in current programs and can suggest strategies to address gaps in services to students. Identifying areas that need strengthening can expand professional development efforts within schools and in the larger community.
- **Alaska and National Comparisons.** The Centers for Disease Control and Prevention (CDC) conducts a biennial YRBS of a national sample of high school students. These results permit us to draw comparisons between Alaska and the nation.
- **Alaska Comparisons 1995 to 2003.** The Centers for Disease Control and Prevention provides a Trend Analysis Report to states who have conducted and received weighted data from the YRBS in multiple years. The report indicates where statistically significant trends exist for each standard YRBS question and helps states to determine if behaviors have increased, decreased, or stayed the same over time. We have noted the statistically significant changes throughout this document wherever applicable. They are noted with an * by the 2003 percentage value in the charts and graphs and stated as significant in the text.

Youth Risk Behavior Survey Background

The Youth Risk Behavior Survey (YRBS) is part of an epidemiological surveillance system that was established in 1988 by the U.S. Centers for Disease Control and Prevention (CDC) to help monitor the prevalence of behaviors that not only influence adolescent health, but also put youth at risk for the most significant health and social problems that can occur during adolescence and adulthood.

The YRBS specifically investigates behaviors related to the leading causes of mortality, morbidity and social problems among youth in the United States. Among deaths occurring to youths aged 10-24 years, 70% are due to intentional and unintentional injuries (motor-vehicle crashes, homicide, suicide and other unintentional injuries).¹ Results from the 2003 YRBS demonstrate that numerous high school students are engaging in these behaviors increasing their likelihood of dying from these four causes. Additionally, many behaviors that contribute to preventable adult deaths are initiated during adolescence. Among adults in the U.S. over 25 years of age, 64.6% of deaths are caused by cardiovascular disease (41.0%) and cancer (23.6%).¹ Behaviors related to these causes of death include: use of tobacco; excessive consumption of fats, calories and sodium; insufficient consumption of milk, fiber, fruits and vegetables; and insufficient physical activity.

Voluntary behaviors directly contribute to the deaths, diseases and social problems described above. Examples of risk behaviors include: carrying a weapon, physical fighting, suicide attempts, drinking or using drugs, lack of seatbelt or helmet use and unprotected sexual intercourse.

The YRBS survey examines six categories of adolescent behavior:

- behaviors that result in unintentional and intentional injuries;
- tobacco use;
- alcohol and other drug use;
- sexual behaviors that can result in HIV infection, other sexually transmitted diseases (STD's) and unintended pregnancies;
- dietary behaviors; and
- physical activity.

The YRBS high school survey was first implemented at the national level in 1990. Since that time CDC has sponsored national and state surveys in 1991, 1993, 1995, 1997, 1999, 2001 and, most recently, in 2003. Alaska first participated in the YRBS in 1995 at both the high school and middle school levels and obtained weighted (representative) statewide data. Due to external factors, the YRBS was not administered in 1997. It was administered in 1999, however the 1999 sample did not include the Anchorage School District, the state's largest school district. Without Anchorage, the data were not representative of the state as a whole. The survey was administered in 2001 with the participation of Anchorage, but not enough student responses statewide were collected, and so no data were analyzed. A major obstacle in 2001 was the active parental consent law that had just gone into effect at the end of the 1999 survey administration. In 2003 the survey was administered statewide with active parental consent and weighted (representative) data were obtained. Comparisons with 1995 data, the only other representative statewide data, are highlighted throughout this report.

Methodology

The 2003 YRBS was a replica of the 1995 YRBS with the exception that active parental consent was used in 2003 and additional questions were added. As a result, the 2003 survey results are comparable to 1995.

A two-stage sample design was used to select the students eligible for participation. The first stage consisted of selecting schools. Schools were selected with probability proportional to the size of their enrollment. Alaska has a large number of small schools, which means more schools were needed to obtain the number of students required for the desired precision. Once a school was selected, classes were selected as the second stage. Eligible classes were those where a student would be enrolled in one and only one class at a time. For example second period or required English. This gave each student an equal opportunity of being selected. At any time a school district, an individual school, a student's parents, or a specific student had the opportunity to decline to participate.

The samples were scientifically selected with each eligible student in the school population having an equal probability of being selected. This sampling process is most often referred to as probability sampling. The size of a sample is related directly to the size of the eligible population, the estimated student response rate, and the desired precision of the results. The eligible student population was determined from the official 2002 October enrollment counts reported by the Alaska Department of Education & Early Development. The enrollment count was edited to include only students in grades 9 through 12. The school list was edited to remove boarding, correspondence, home study, alternative, and correctional schools. A sufficient number of students were selected to give a plus or minus five percent margin of error for each question.

The numbers sampled in each stage were adjusted upward in anticipation that some schools and students would fail to participate. To ensure that sample results can be generalized to the total population, the overall participation rate (school participation rate multiplied by the student participation rate) must be equal to or greater than 50 percent. The overall 2003 high school YRBS participation rate exceeded 60 percent and the results are weighted to represent risk behaviors of all students enrolled in Alaska public high schools in grades 9-12.

At the classroom level, teachers were given a script to read to students that established guidelines for student privacy and anonymity and the importance of the survey. Each student was given an unmarked envelope in which to seal his or her survey before turning it in. These survey envelopes remained sealed until received at a central state collection site. No individual identifiers were recorded on the surveys or sealed envelopes.

The Centers for Disease Control and Prevention (CDC) and Westat, Inc, a CDC contractor, analyzed the state survey data. Analysis included performance of extensive edit checks to identify survey inconsistencies. When inconsistencies were found, responses were excluded from the analysis. For example, if a student reported in one question having never been in a physical fight, but then reported in another question being hurt in a physical fight, the data on that student were excluded for the two questions related to physical fighting. These inconsistencies occurred with a frequency of less than 2% on average. There were only 14 questions which had logic inconsistencies higher than 5% and all were less than 11%.

At the same time that Alaska implemented the YRBS, a national YRBS was conducted at the high school level. Because the results of the national YRBS 2003 survey were not available at the time this report was written, when applicable, 2001 national YRBS results were used for comparison.

Survey Limitations

The 2003 YRBS provides descriptive data on the who, what, where and when of the self-reported behaviors in a number of major risk categories. The YRBS survey does not attempt to answer the questions of why and how. The descriptive data apply only to students attending public high schools (grades 9-12) in Alaska.

Participation in the Statewide Survey

The high school sample was drawn with a desired precision of ± 5 percent. The high school sample included 42 schools from 19 districts and sought 2,175 completed questionnaires. The overall response rate was 62 percent with 90 percent of the schools and 68 percent of the students participating. The high school survey results can be generalized to the eligible students in grades 9 - 12. Table 1 provides a comparison of the sampled student characteristics to those characteristics in the statewide enrollment as well as the characteristics in the eligible population. As can be seen the adjusted weighted percentages closely mirror the percentages of students by sex and grade, but not race/ethnicity. This is because the gender/grade characteristics reported by each participating class were used to calculate the final weighted value.

Table 1: High School Student Demographic Characteristics

		% Total Statewide Enrollment	% Eligible for Sample Selection	% In Sample	Adjusted Weighted %
Sex	Female	48.1	47.8	47.9	48.1
	Male	51.9	52.2	51.4	51.9
	Refused Response	n/a	n/a	0.7	**
Grade	9th	29.7	30.2	34.4	30.0
	10th	25.6	25.8	21.1	25.7
	11th	22.7	22.8	24.4	22.7
	12th	22.0	21.2	18.4	21.1
	Other/Missing	n/a	n/a	1.6	0.5
Race/Ethnicity	Alaskan/American Native	23.0	22.9	19.9	23.0
	Asian/Pacific Islander	6.3	6.8	7.2	8.1
	African American/Black	4.3	4.4	2.9	1.8
	Hispanic	3.1	3.2	4.3	3.0
	White	61.4	61.5	60.7	61.4
	Multiple Races	2.0	1.2	4.2	2.7
	Refused Response	n/a	n/a	0.9	**

n/a indicates not available.

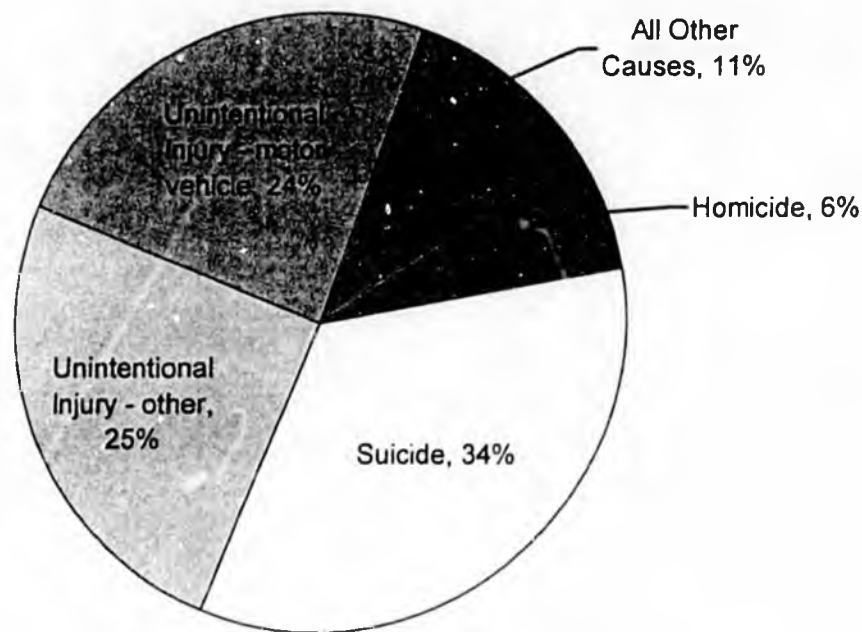
** indicates responses excluded from weighted calculations.

Section I: Injury

Background

Injuries are the leading causes of death among children, adolescents and young adults.¹ As shown in the accompanying graph, 89% of the deaths among young people in Alaska (ages 14- 19 years) are attributable to injuries, including motor vehicle crashes, homicide, suicide and other unintentional injuries.

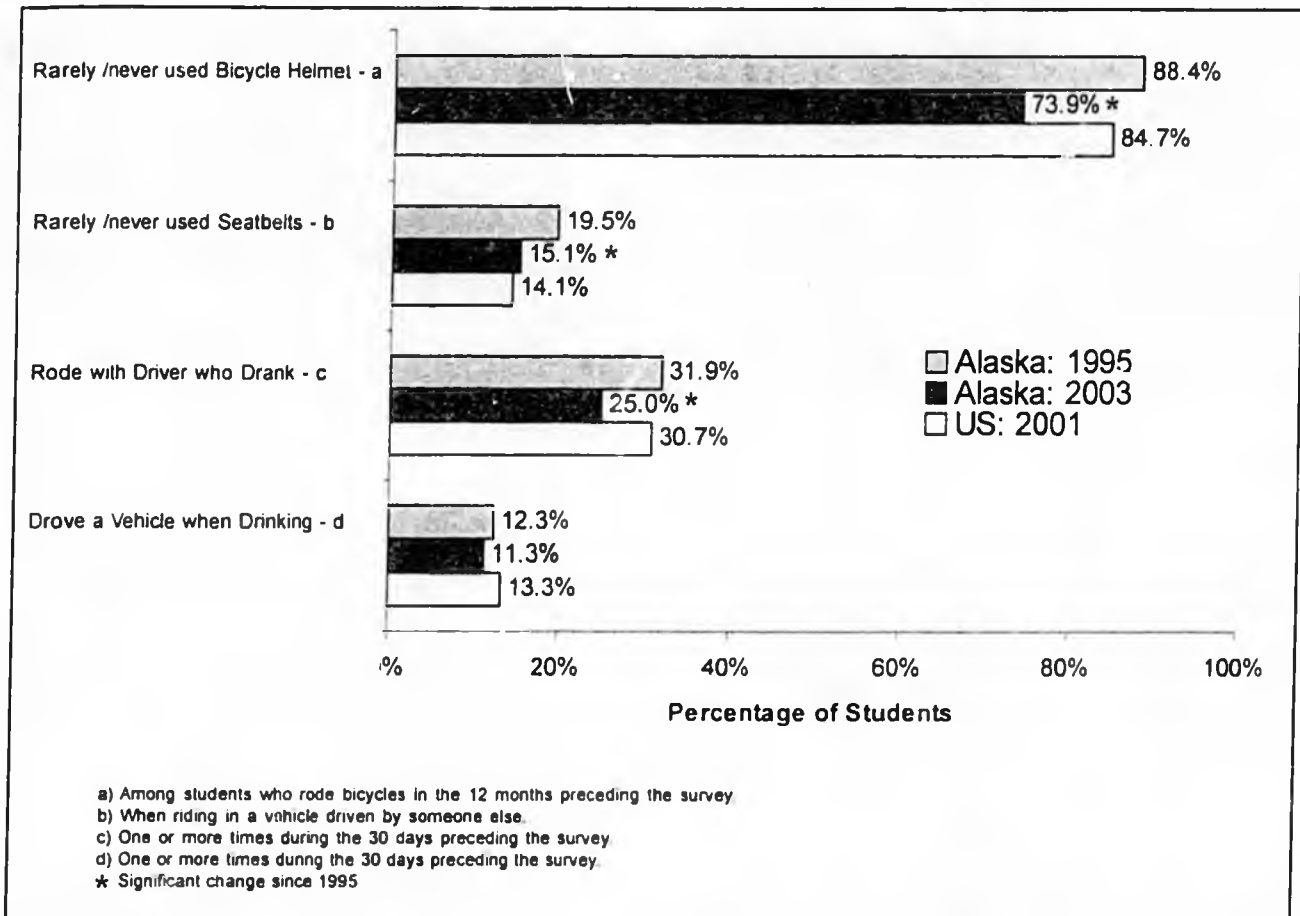
**Percentage of Deaths by Cause Among Alaskans Aged 14-19 Years
1999-2001 (N=177)**



Source: National Center for Health Statistics (NCHS), Vital Statistics System

Safety Behaviors Regarding Vehicles and Bicycles

Among high school students, only 15.1% report rarely or never using seatbelts. This is a decrease of about 4% from 1995. Among those who ride bicycles, 73.9% report not wearing helmets. Within the 30 days prior to the survey, 25.0% of students rode with an automobile driver who had been drinking alcohol, and 11.3% drove a vehicle when drinking alcohol, a significant decline for both from 1995.

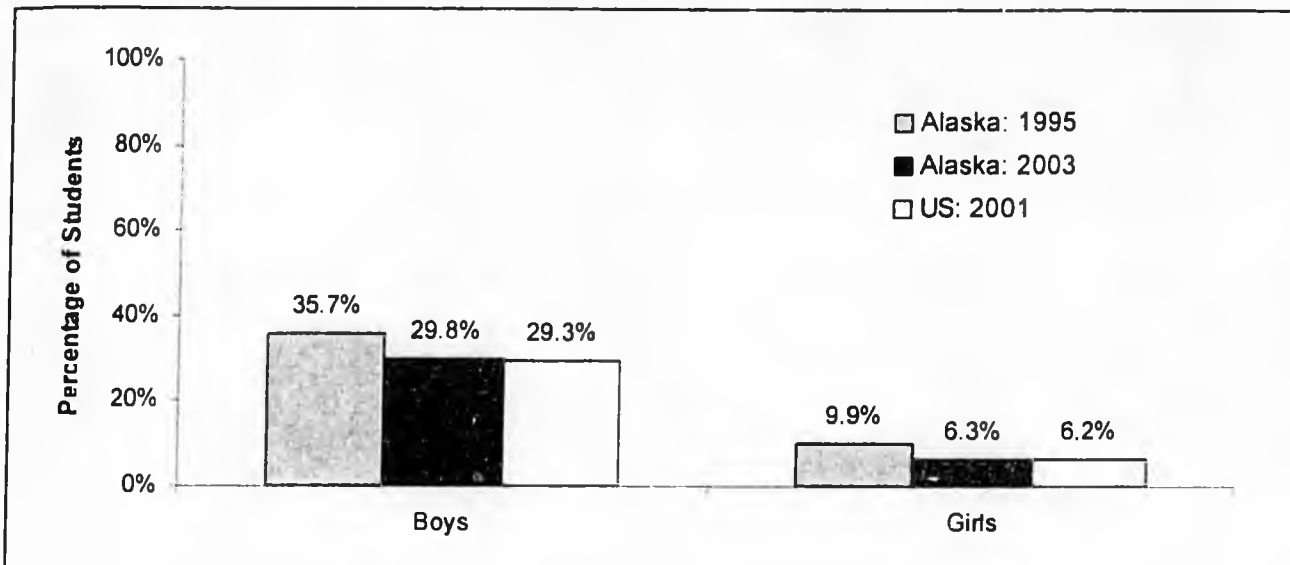


Healthy Alaskans 2010 Objective:

- ▶ Reduce to 20% the proportion of adolescents who ride in vehicle with a driver who has been drinking alcohol (percentage of high school students grades 9-12 who report riding at least once with a driver who had been drinking alcohol within the past 30 days)

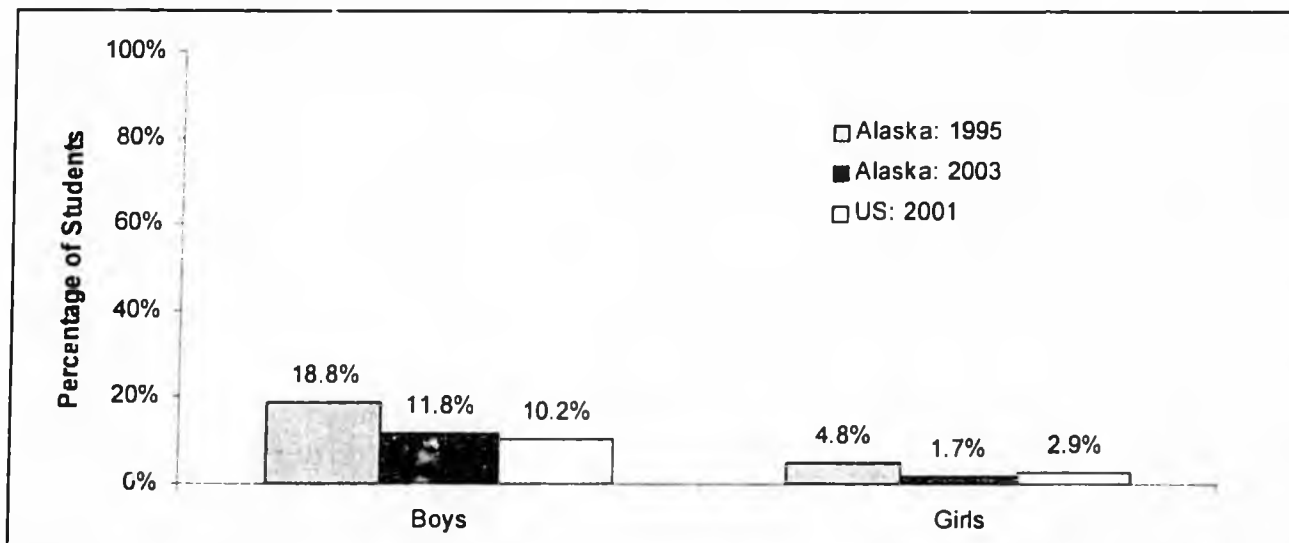
Carried a Weapon

About 6.3% of girls report carrying a weapon compared to 29.8% of boys. Both Alaska boys and girls report similar weapon carrying behavior as U.S. boys and girls. Significant decreases have occurred in weapon carrying behavior for combined sexes since 1995.



Carried a Weapon on School Property

Among Alaska high school students, 11.8% of boys and 1.7% of girls report having carried a weapon, such as a gun, knife or club, on school property in the previous 30 days. Both boys and girls show a significant decrease in weapon carrying on school property from 1995. In 2003 Alaska boys were somewhat (11.8%) more likely to report carrying a weapon on school property than were 2001 U.S. boys (10.2%).

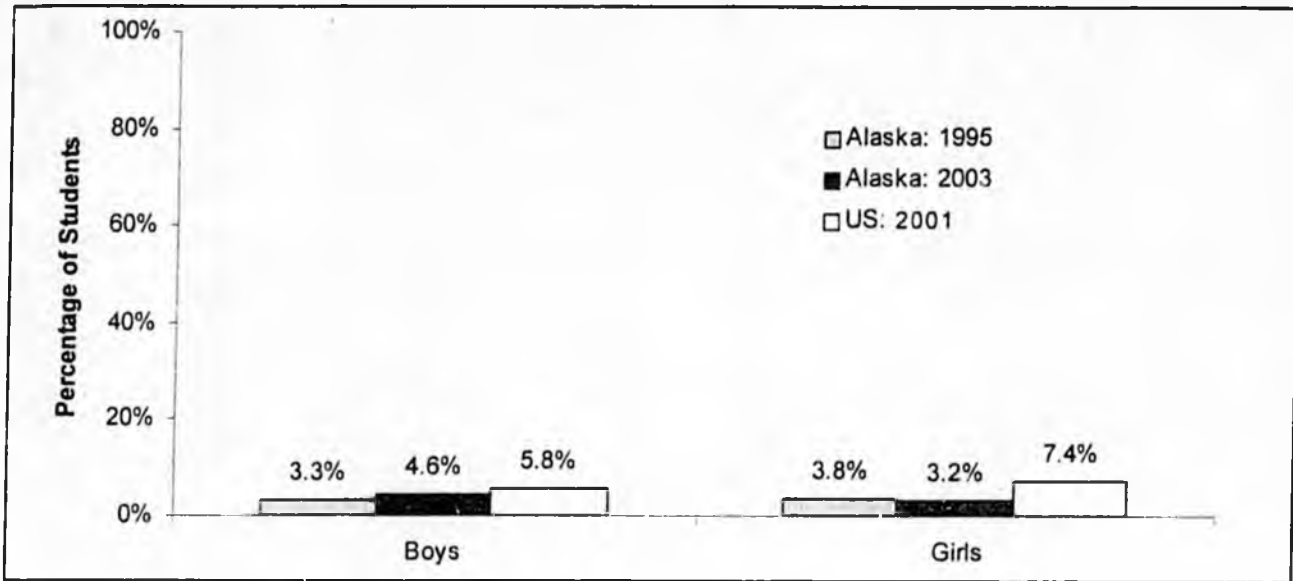


Healthy Alaskans 2010 Objective:

- ▶ Reduce to 3% weapon carrying by high school students on school property (percentage of students who carried a weapon on school property in the past 30 days)

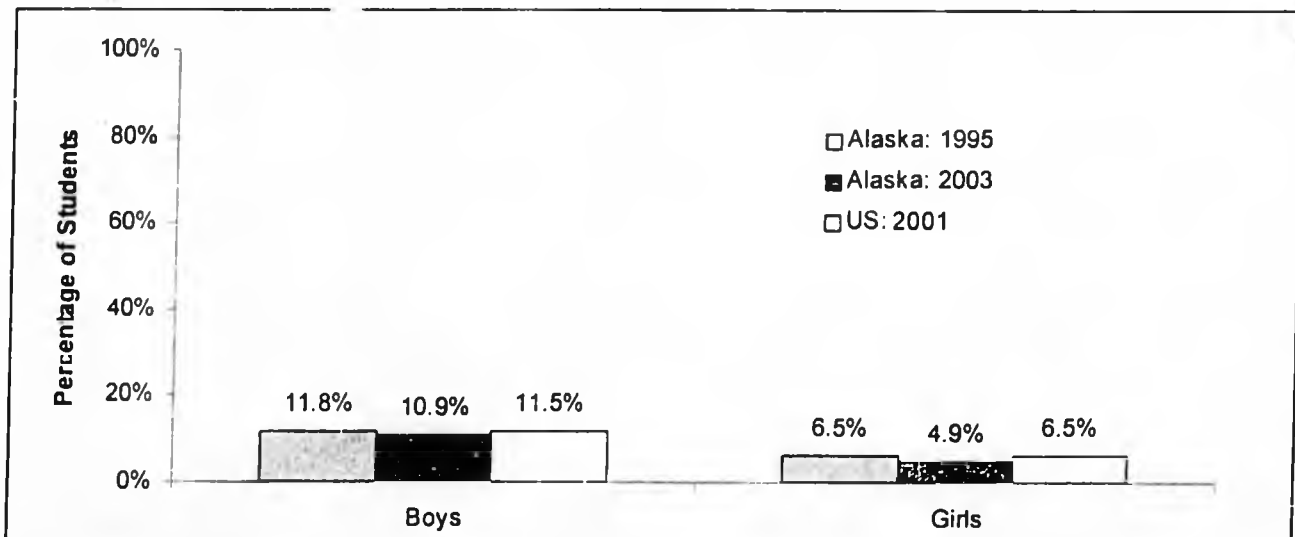
Did Not Go to School on One or More Days in Past 30 Days Because They Felt Unsafe

Among Alaska high school students fewer than 5% of either boys or girls did not go to school because they felt unsafe. Boys show a slight increase (1.3%) from 1995, as where among girls there appears to be no difference.



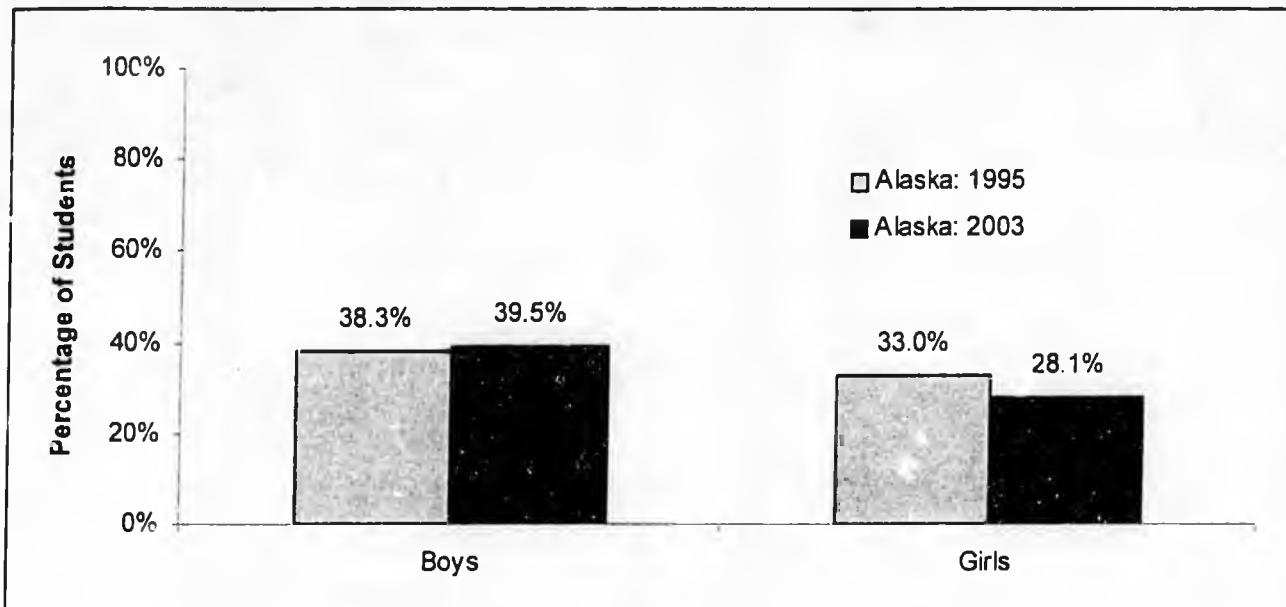
Threatened or Injured by a Weapon on School Property

Among Alaska high school students, 10.9% of boys and 4.9% of girls report having been threatened or injured with a weapon such as a gun, knife or club on school property within the past 12 months. There has been little or no change in this behavior since 1995. A smaller percentage of both Alaska boys and girls report having been threatened or injured with a weapon on school property than U.S. boys and girls report.



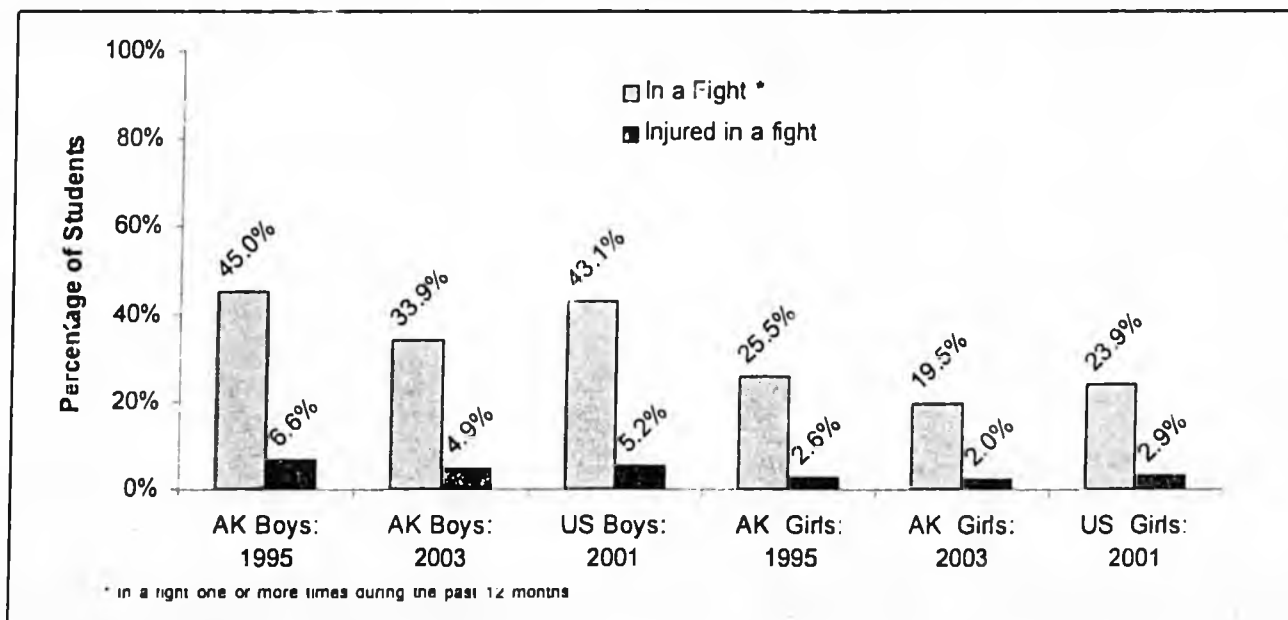
Had Property Stolen at School During Past 12 Months

Among Alaska high school boys, 39.5% report having had property stolen at school compared to 28.1% of girls. Although girls report a drop from 1995, boys show no real change.



Physical Fighting in Past Twelve Months

Among Alaska high school boys, 33.9% report having been in a physical fight within the past 12 months, and 4.9% report having been injured (requiring treatment by a doctor or nurse) in a physical fight. Girls are less likely to report physical fighting. Alaska high school students show a significant decrease in physical fighting since 1995. Alaska boys (33.9%) are significantly less likely to have reported being in a physical fight in the past 12 months than U.S. boys (43.1%).

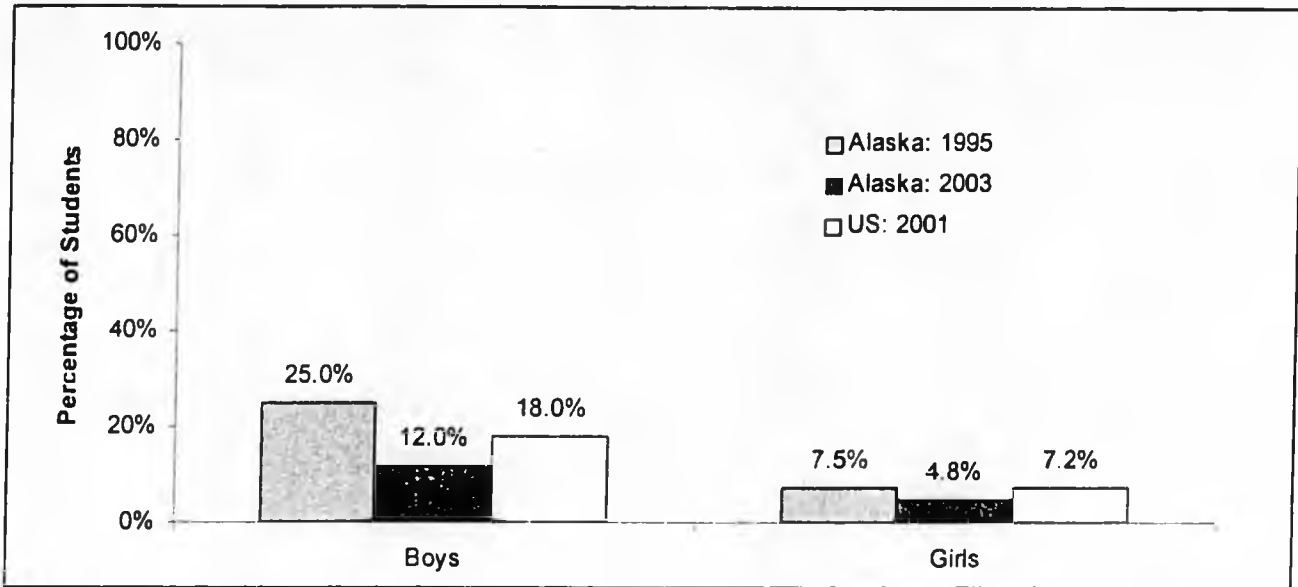


Healthy Alaskans 2010 Objective:

- ▶ Reduce to 20% physical fighting among high school students (percentage of students who have been in a fight in the past 12 months)

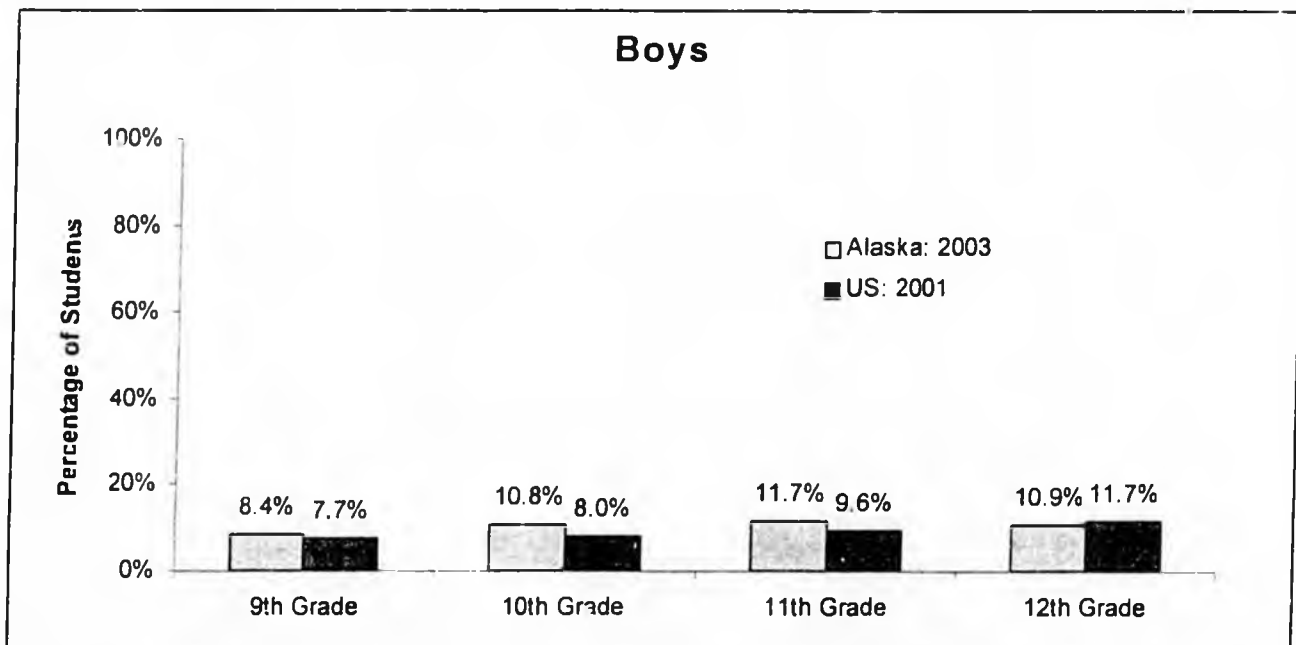
Physical Fighting on School Property in Past 12 Months

Physical fighting among high school boys on school property has decreased by over 50% since 1995, from 25.0% to 12.0%, well below 18.0% for U.S. boys. Among Alaska high school girls the drop is less significant, dropping from 7.5% in 1995 to 4.8% in 2003. When compared to 1995 data, significant changes have occurred for both sexes.



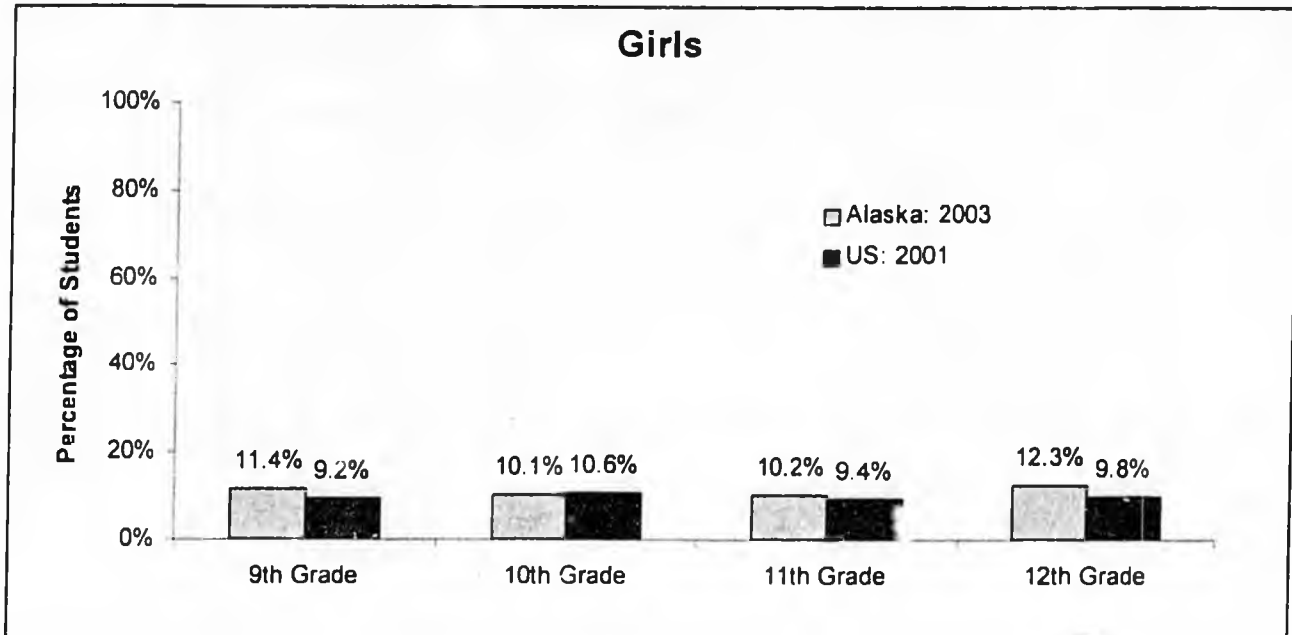
Ever Been Hit, Slapped or Physically Hurt on Purpose During the Past 12 Months

In 2003, among Alaskan high school students (both genders), 10.8% report ever having been slapped or physically hurt by their boyfriend or girlfriend. This is slightly higher than U.S. 2001 students report at 9.5%. Alaska tenth and eleventh grade boys also report a higher rate than U.S. tenth and eleventh grade boys.



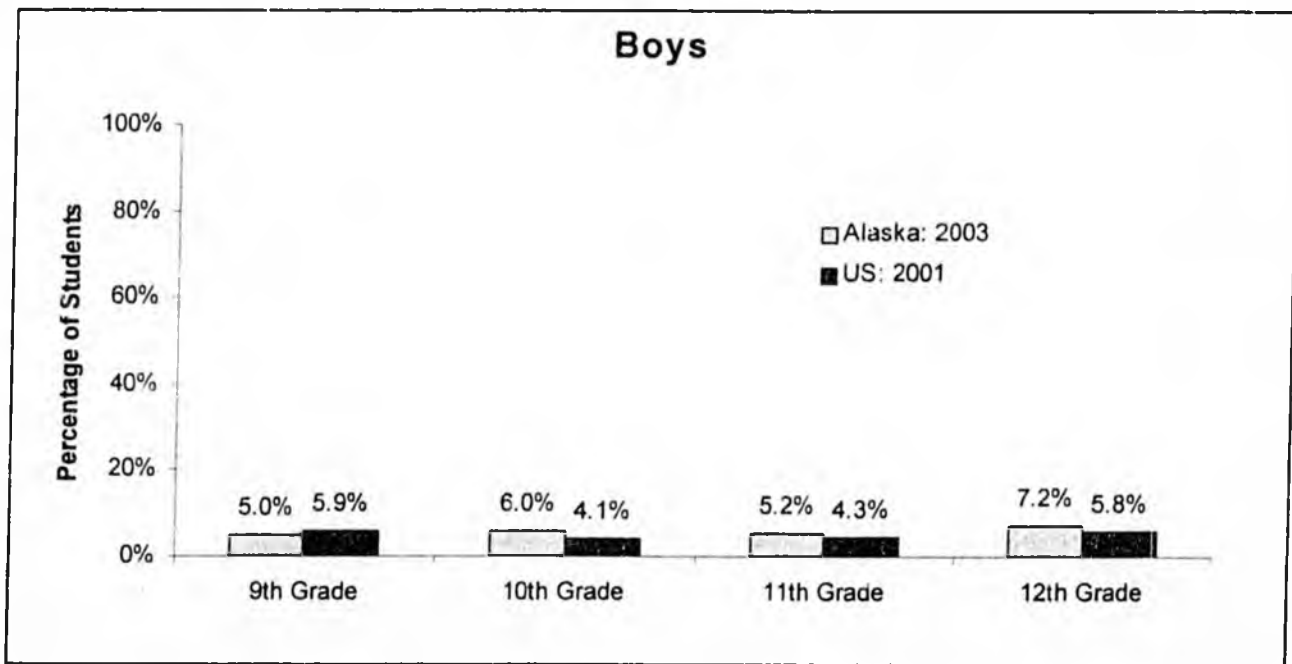
Ever Been Hit, Slapped or Physically Hurt on Purpose During the Past 12 Months

Twelfth grade Alaska girls (12.3%) report being slapped or hit at a slightly higher rate than U.S. girls (9.8%).



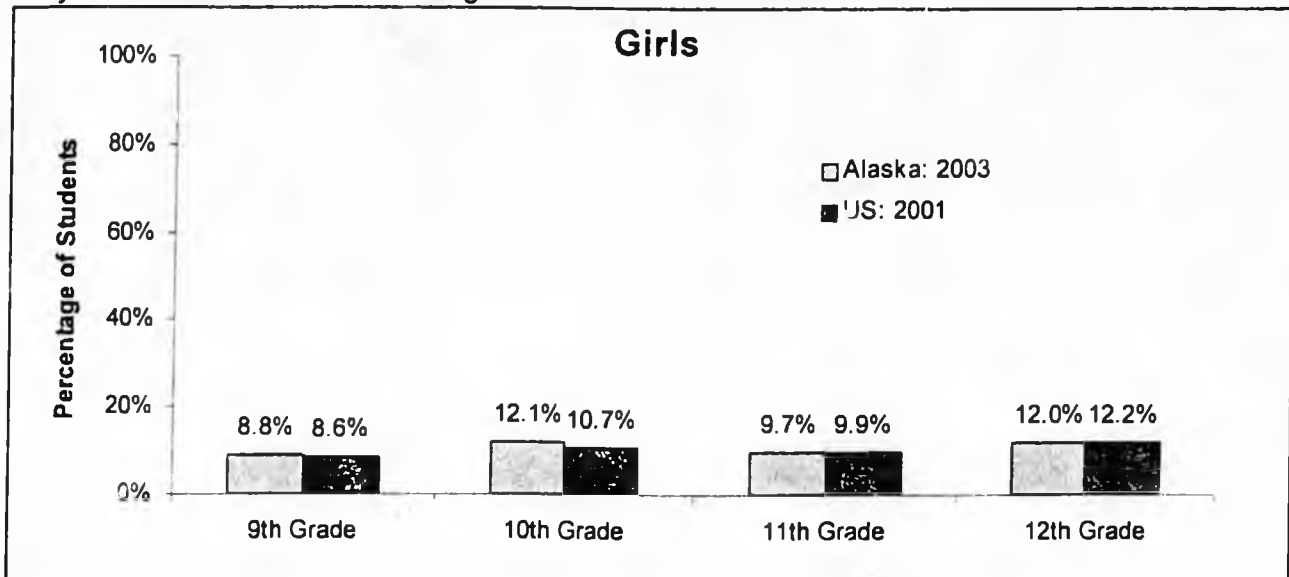
Physically Forced to Have Sex When They Did Not Want to

With the exception of tenth grade boys, Alaska boys are similar to U.S. boys in reporting that they were forced to have sex when they did not want to.



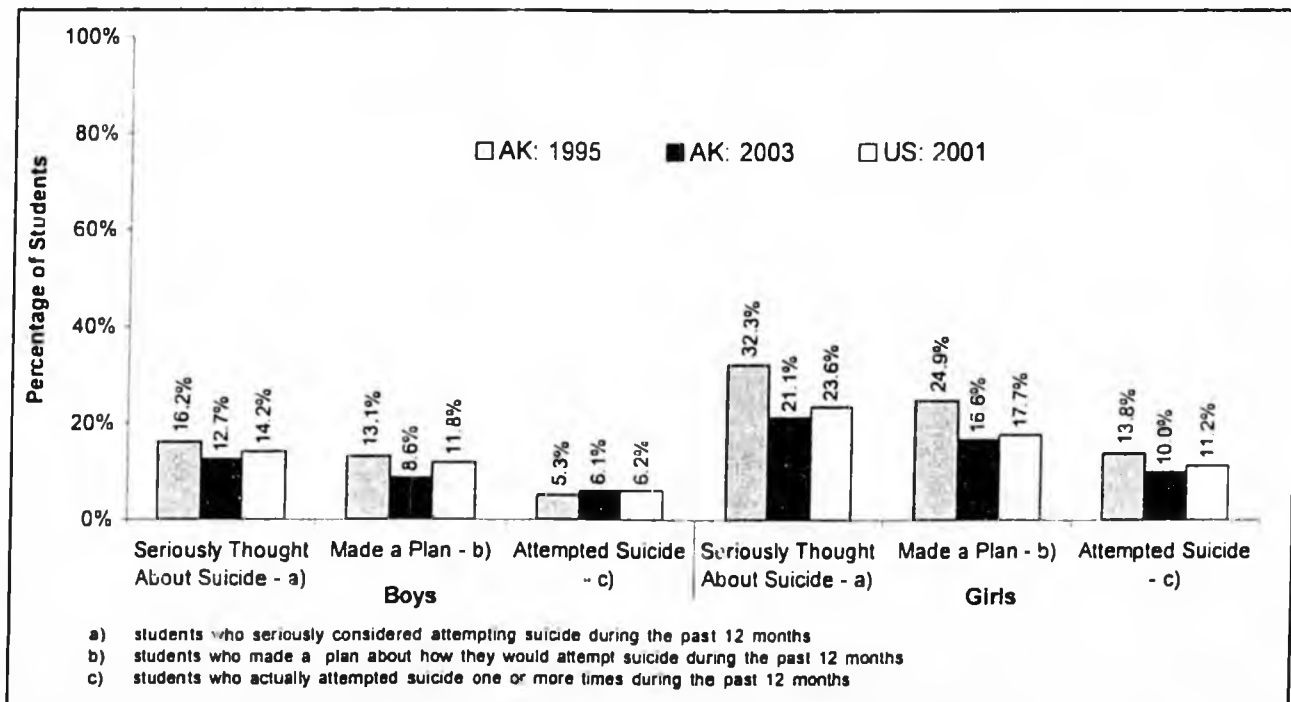
Physically Forced to Have Sex When They Did Not Want to

Ninth and tenth grade Alaska girls are more likely to report having been forced to have sex when they did not want to than are U.S. girls.



Suicide

Girls are more likely to report suicide thoughts, plans and attempts within the past 12 months than are boys. Among Alaska girls, 21.1% have seriously thought about suicide, 16.6% have made a plan and 10.0% report suicide attempts. Among Alaska boys, 12.7% have seriously thought about suicide, 8.6% have made a plan and 6.1% report suicide attempts. Significantly fewer Alaska students report having made a plan to commit suicide in 2003 than in 1995.



Healthy Alaskans 2010 Objective:

- ▶ Reduce to 1% the rate of suicide attempts among adolescents (percentage of high school students grades 9-12 who attempted suicide requiring medical attention in the past 12 months)

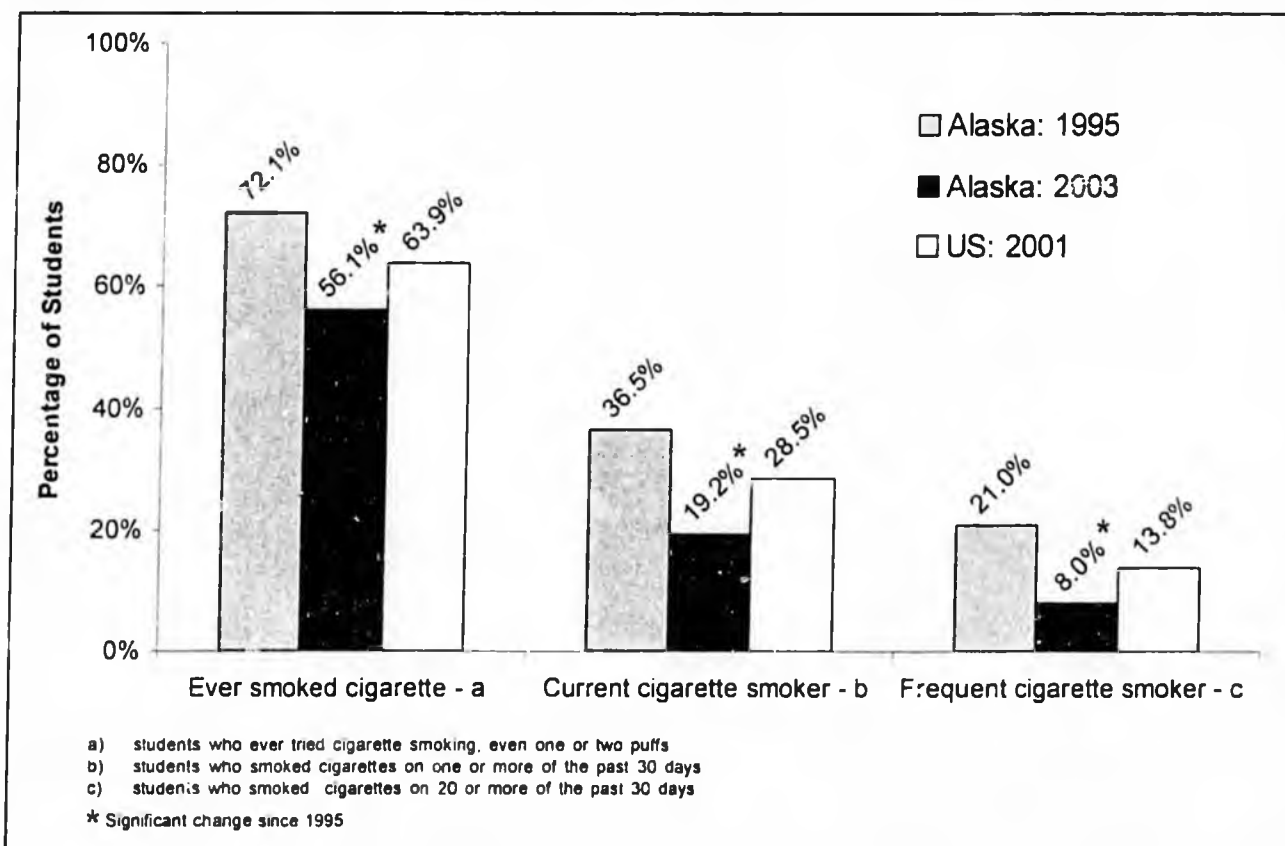
Section II: Tobacco Use

Background

Tobacco is the leading preventable cause of premature mortality in the United States. The majority of Alaska smokers (80%) began smoking between the ages of 10 and 20 years.² Alaskans have been working to decrease youth tobacco use through increasing the tax on tobacco products, education of young people, enforcement of laws restricting sales to minors, and a statewide ban on self-service tobacco displays. The 2003 YRBS data show a marked decrease in youth tobacco use.

Cigarette Smoking

Since the 1995 YRBS, significant reductions in the percentage of students who have ever smoked, currently smoke or are frequent smokers have occurred for both boys and girls. Among Alaska students, 19.2% report current smoking, compared to 36.5% in 1995, and frequent smokers fell from 21.0% in 1995 to 8.0% in 2003. The percentage of Alaska students reporting any cigarette use is significantly below that of U.S. students.

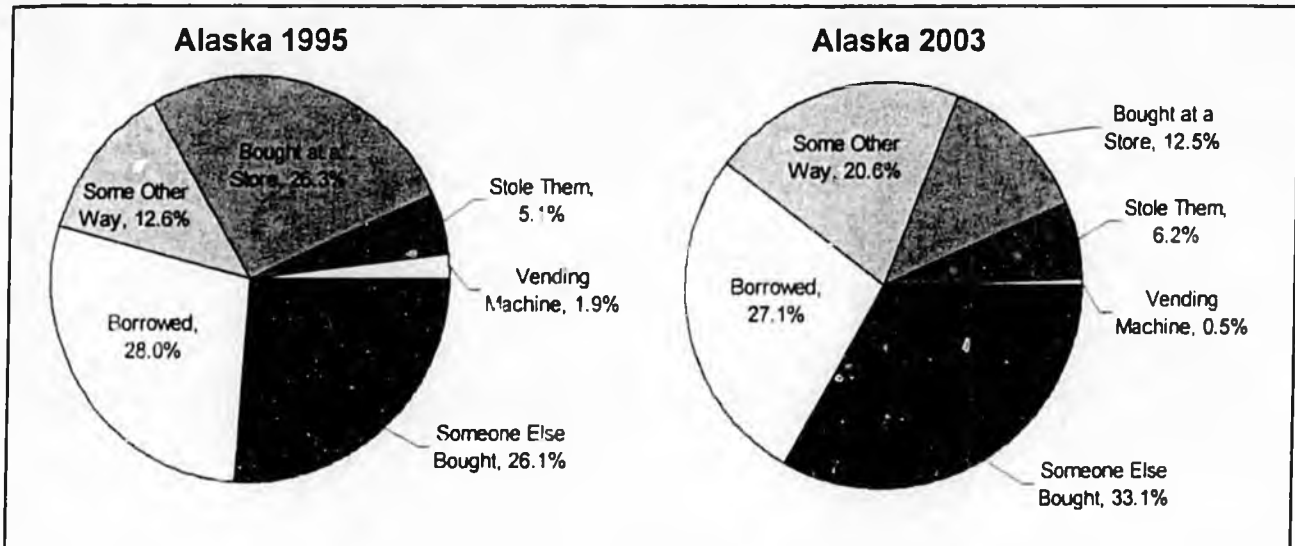


Healthy Alaskans 2010 Objective:

- ▶ Reduce to 17% cigarette smoking by adolescents (percentage of high school students grades 9-12 who have smoked cigarettes on one or more of the past 30 days)

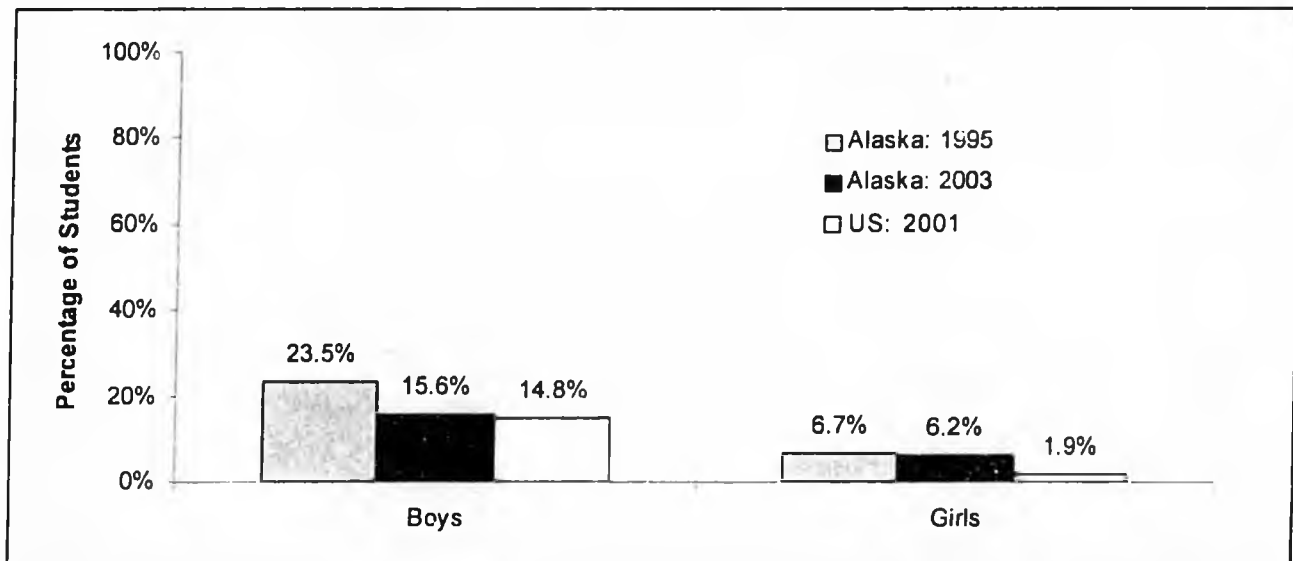
Where are Students Getting Cigarettes?

Among Alaska students, 12.5% report purchasing cigarettes at a store, a reduction of over 50% from 26.3% in 1995. This compares to 13.1% of U.S. students who report purchasing cigarettes at a store. The majority of students report getting their cigarettes by borrowing them from someone else (27.1%) or having someone else buy them (33.1%).



Chewing Tobacco and Snuff

Among Alaska boys, 15.6% report having used chewing tobacco or snuff in the 30 days prior to the survey. This is a decline of about 8.0% from 1995. There is relatively no change for girls between 1995 (6.7%) and 2003 (6.2%). However, Alaska girls (6.2%) are far more likely to report use of chewing tobacco or snuff the 30 days prior to the survey than are U.S. girls (1.9%). Overall, significantly fewer Alaska students report using chewing tobacco and snuff in 2003 than in 1995.

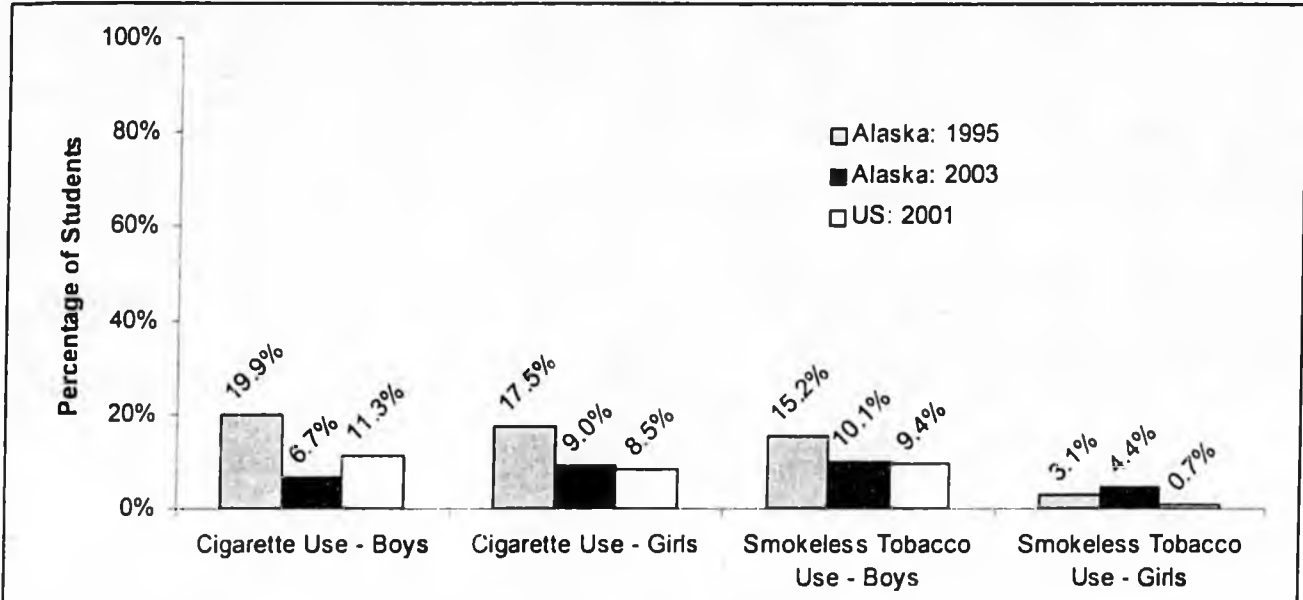


Healthy Alaskans 2010 Objective:

- ▶ Decrease to 8% the proportion of high school students who have used smokeless tobacco on one or more of the past 30 days.

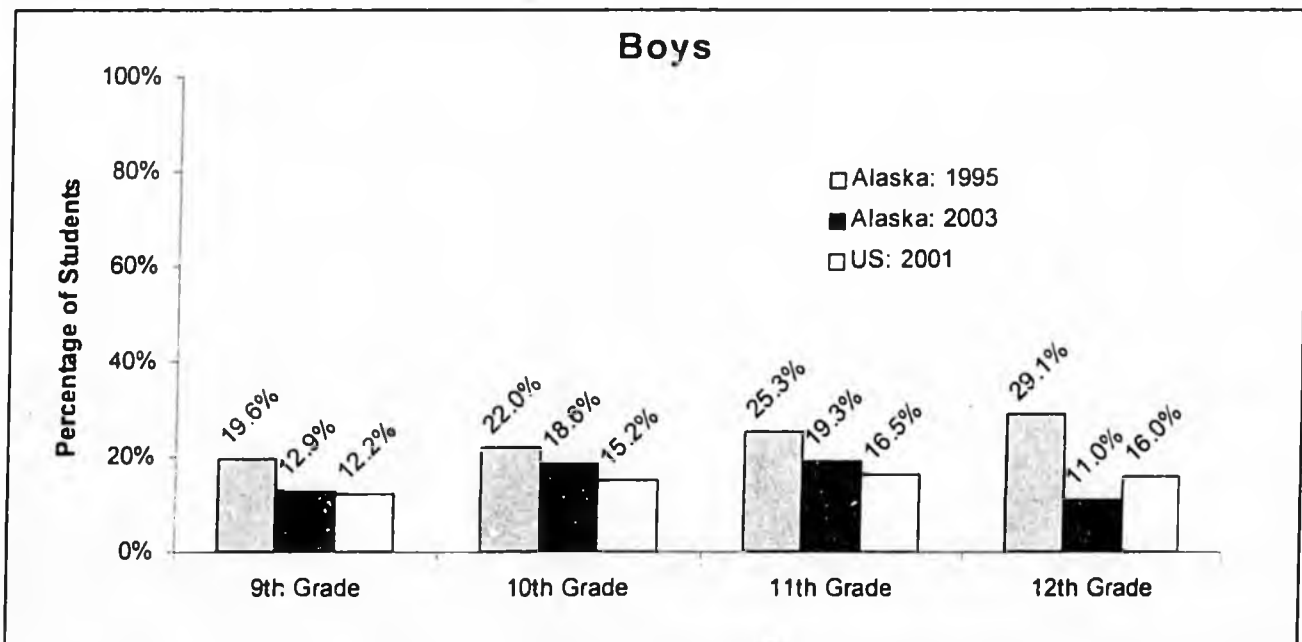
Cigarette and Chewing Tobacco Use on School Property

The percentage of Alaska high school boys who report the use of cigarettes on school property fell from 19.9% in 1995 to 6.7% in 2003. For smokeless tobacco, use for boys fell from 15.2% in 1995 to 10.1% in 2003. Similar decreases can be seen among Alaska girls as well. While the percentage of Alaska boys (6.7%) who report smoking cigarettes on school property has fallen below that for U.S. boys (11.3%), the percentage of Alaska girls (4.4%) who report the use of smokeless tobacco on school property is still more than six times that of U.S. girls (0.7%). Since 1995, cigarette use on school property has significantly decreased.



Chewing Tobacco and Snuff

The percentage of boys in 2003 who report using chewing tobacco or snuff in the 30 days prior to the survey has declined at all grade levels from 1995, with the largest decline occurring in the twelfth grade.



Healthy Alaskans 2010 Objective:

- ▶ *Reduce to 17% cigarette smoking by adolescents (percentage of students grades 9-12 who have smoked cigarettes on one or more of the past 30 days).*
- ▶ *Decrease to 20% the proportion of high school students who have used any tobacco products in the past 30 days (percentage of students grades 9-12 who have smoked cigarettes or cigars or used chewing tobacco or snuff on one or more of the past 30 days).*
- ▶ *Increase to 60% smoking cessation attempts among adolescents (percentage of students grades 9-12 who smoked twenty or more of the past 30 days who have ever tried to quit).*

Section III - Drug and Alcohol Use

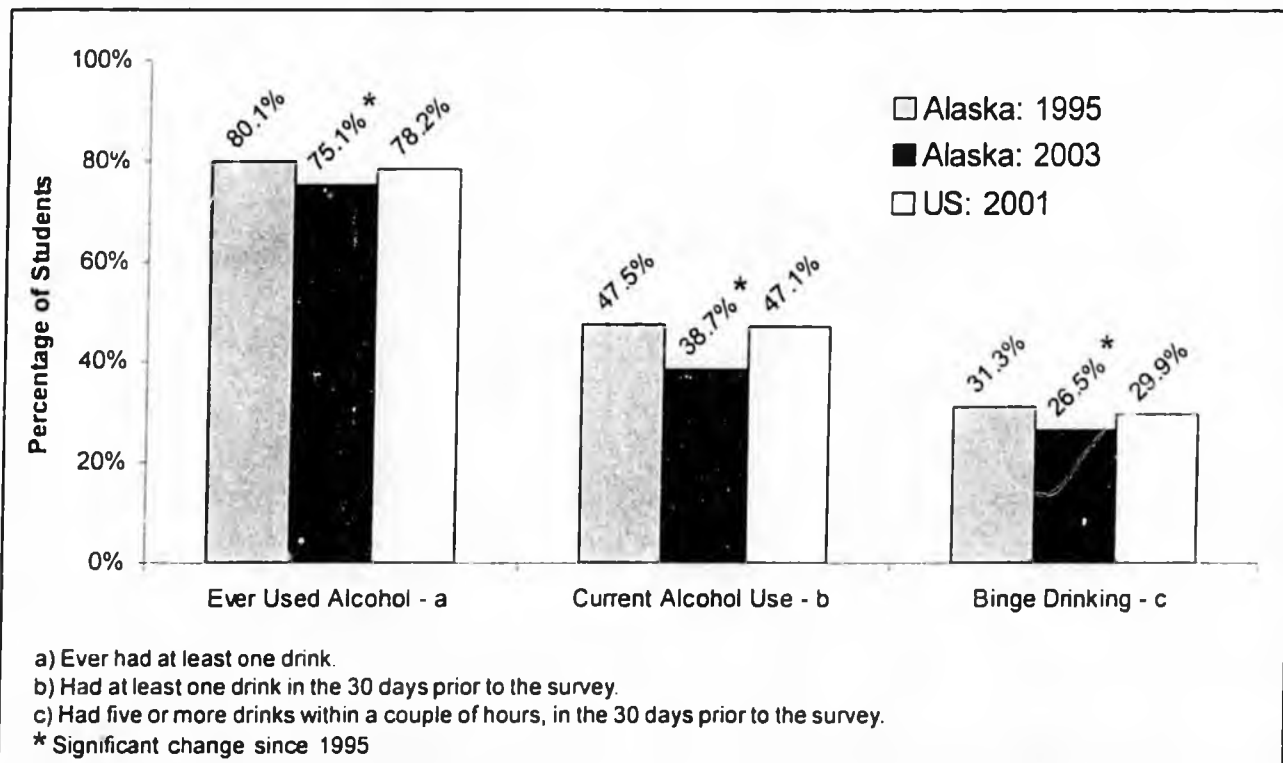
Background

Alcohol and drug abuse are major contributing factors in homicides, suicides and motor vehicle crashes, which are the leading causes of death and disability among young people in the U.S. and in Alaska. Heavy drinking and drug abuse among youth are linked to physical fights, destroyed property, job problems, school failure, delinquency, unwanted pregnancies and transmission of sexually transmitted diseases.³

An estimated 29.9% of Alaska adults report binge drinking (having five or more drinks on an occasion, one or more time in the past month). Alaska's rate of binge drinking is among the highest in the U.S.⁴

Use of Alcohol by High School Students

Among Alaska high school students, 38.7% report having had at least one drink of alcohol in the past 30 days, a decrease from 47.5% in 1995. The percentage of students reporting binge drinking and having ever consumed alcohol also showed significant declines. Rates for binge drinking and ever used alcohol are similar to the U.S., while rates for current alcohol use are significantly lower than the U.S.

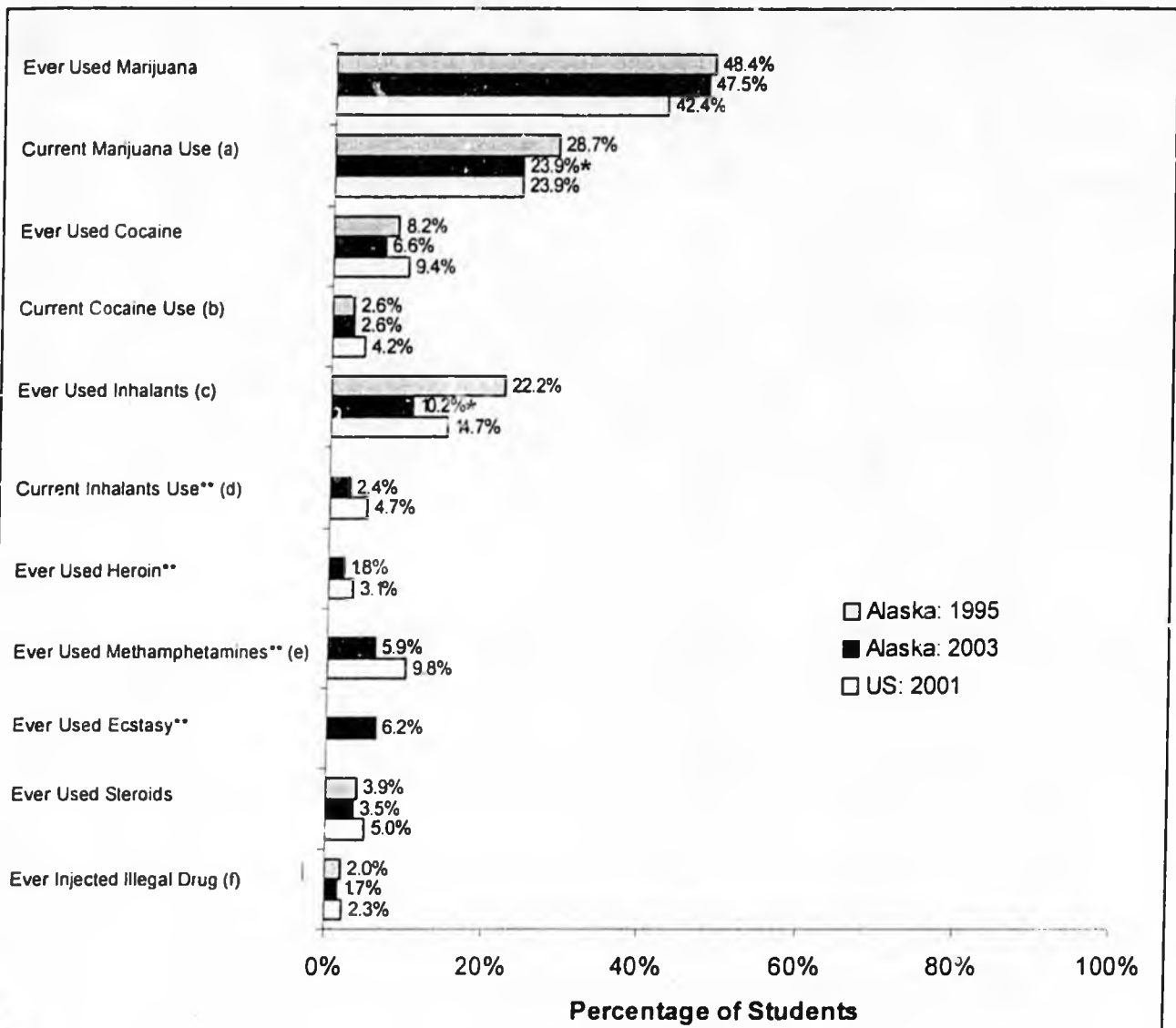


Healthy Alaskans 2010 Objective:

- ▶ Reduce to 30% binge drinking among adolescents (percentage of students grades 9-12 who consume 5 or more alcoholic drinks in a row within a couple of hours, at least once in the 30 days prior to the survey).
- ▶ Increase the average age of first use of alcohol among adolescents grades 9-12 to 16.1 years of age (mean age in years, based on students reporting having at least one drink of alcohol in life).

Use of Drugs by High School Students

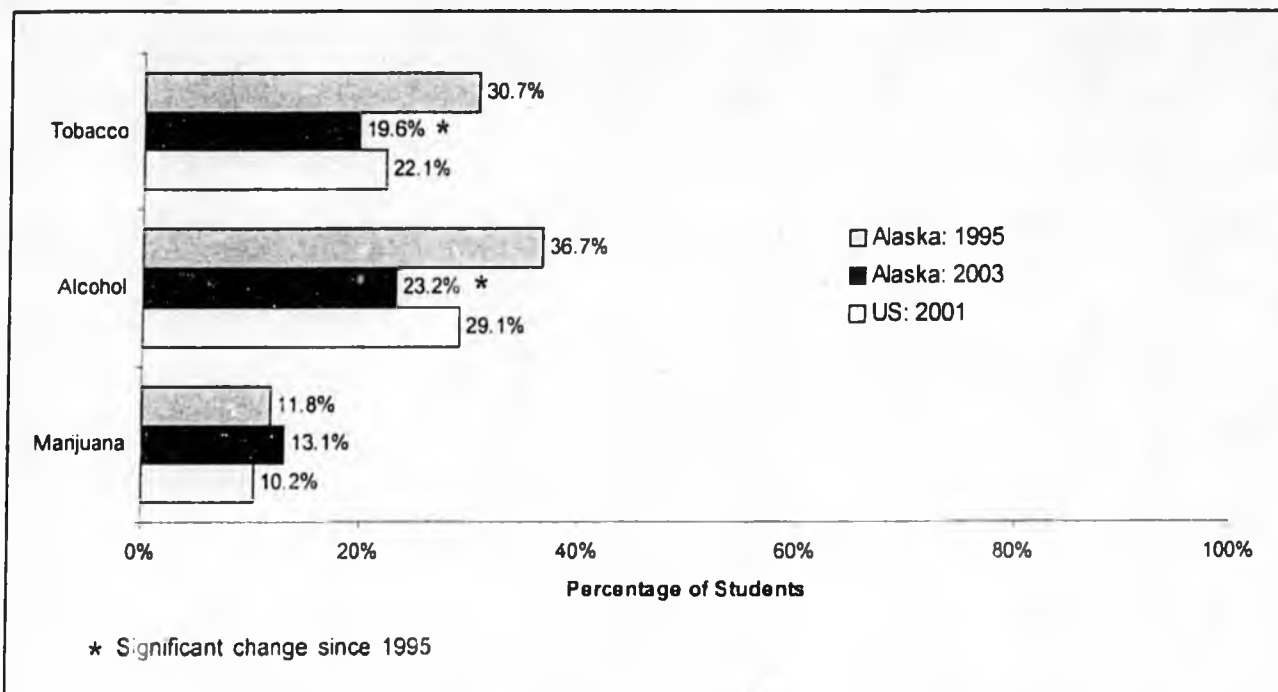
The most common drug (excluding alcohol) used by Alaska high school students remains marijuana. However, fewer students in 2003 report having ever used or being current users of marijuana than in 1995. Alaska students who report ever using inhalants has fallen from 22.2% in 1995 to 10.2% in 2003, and this is below the 14.7% of U.S. students who report ever using inhalants.



- a) Used marijuana one or more times in the 30 days preceding the survey.
- b) Used cocaine on one or more days in the 30 days prior to the survey.
- c) Ever sniffed glue, breathed contents of spray cans or inhaled paints or sprays to get high.
- d) Used inhalants on one or more days in the 30 days prior to the survey.
- e) Ever used methamphetamines (speed, crystal, crank, or ice).
- f) Ever used a needle to inject an illegal drug.
- ** Asked in 2003 only
- * Significant change since 1995

Use of Tobacco, Alcohol or Marijuana Before the Age of 13

Among Alaska high school students, 23.2% report having had a first drink of alcohol before age 13, a decrease from 36.7% in 1995. Alaska students reporting use of marijuana before age 13 has risen from 11.8% in 1995 to 13.1% in 2003. Alaska boys are more likely than Alaska girls to report use alcohol, tobacco or marijuana before age 13.

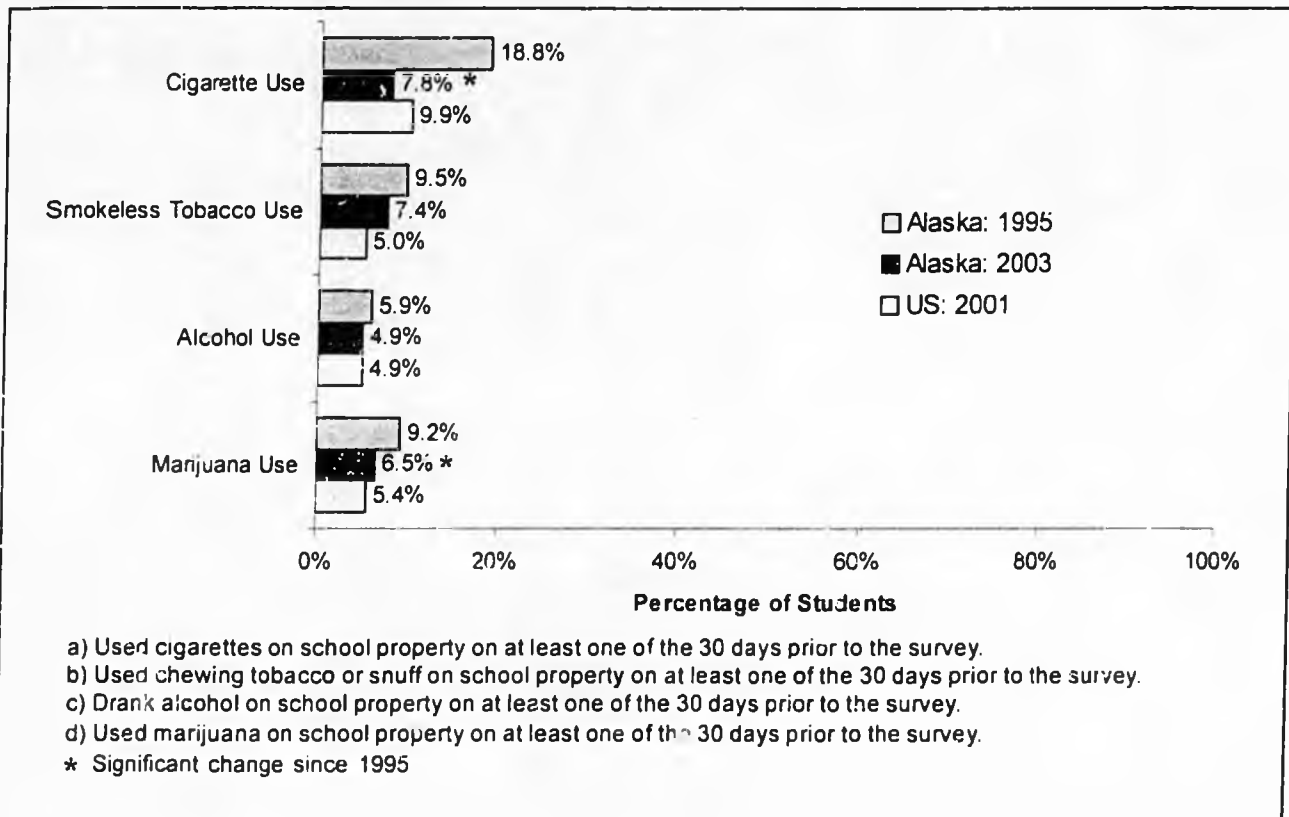


Healthy Alaskans 2010 Objective:

- ▶ Increase the average age of first use of marijuana among adolescents grades 12 to 17.4 years of age (mean age in years, based on students using marijuana at least once in lifetime).
- ▶ Reduce to 4% the proportion of adolescents who have used illegal steroids (percentage of students grades 9-12 who have ever used steroids pills or shots).
- ▶ Reduce to 2% inhalant use among high school students (percentage of students grades 9-12 who sniffed glue, breathed the contents of aerosol spray cans, or inhaled any paints or sprays to get high 1 or more times in past month).
- ▶ Increase to 60% the proportion of adolescents not using alcohol or illicit drugs during the past 30 days (percentage of students grades 9-12 who have not used alcohol, marijuana or cocaine in the past 30 days).
- ▶ Increase the average age of first use of alcohol among adolescents grades 9-12 to 16.1 years (mean age in years, based on students reporting having at least one drink of alcohol in life)

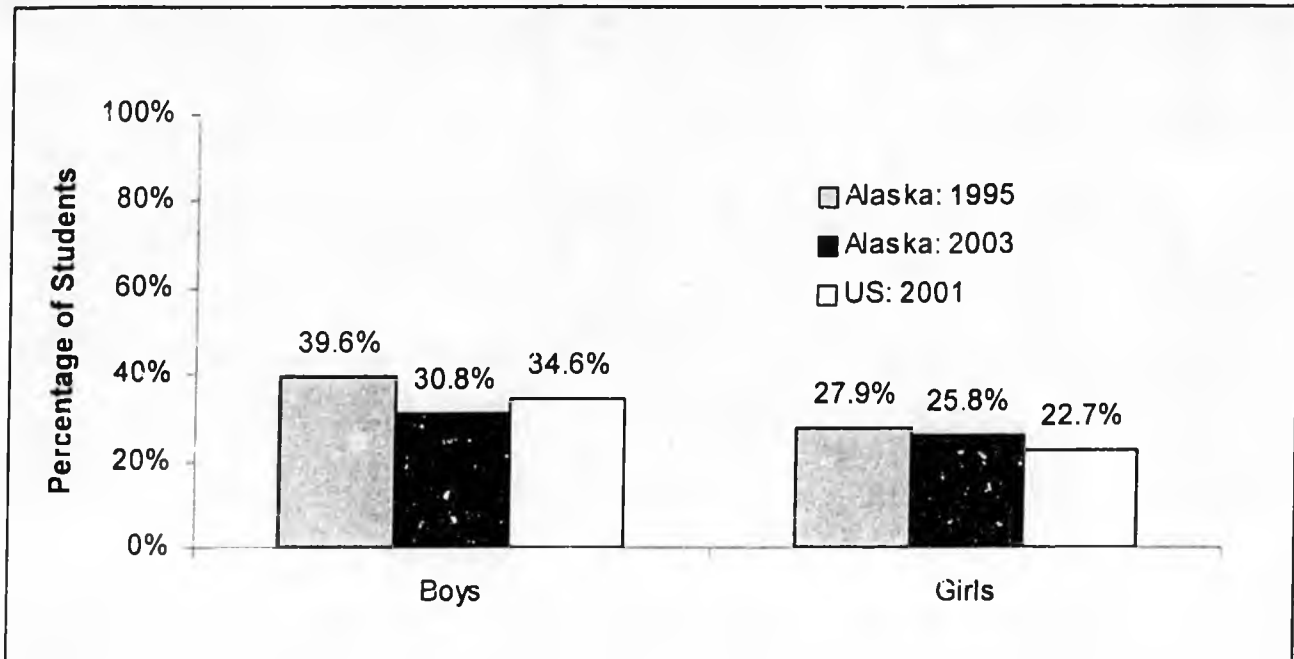
Tobacco, Alcohol, and Drug Use on School Property

While the use of tobacco, alcohol and marijuana still takes place on school property, the percentages of Alaska students reporting having used tobacco (cigarette and smokeless), alcohol or marijuana on school property on at least one of the 30 days prior to the survey has declined for all three categories since 1995. The most significant decline is among those students who report cigarette use on school property (18.8% in 1995 to 7.8% in 2003). Alaska students are less likely to use cigarettes on school property than are U.S. students. Alaska students are more likely to use smokeless tobacco and marijuana than are U.S. students on school property. Rates for alcohol use on school property for Alaska students (4.9%) are equal to those for U.S. students (4.9%).



Students Who Were Offered, Sold, or Given Drugs on School Property

Among Alaska high school boys, 30.8% report having been offered, sold or given illegal drugs on school property during the past 12 months prior to the survey, down from 39.6% in 1995 and still under the U.S. rate for boys of 34.6%. Alaska girls have seen similar decreases (27.9% in 1995 to 25.8% in 2003), but are slightly higher than reported rates for U.S. girls (22.7%). Since 1995, significantly fewer Alaska students have been offered, sold or given drugs on school property.



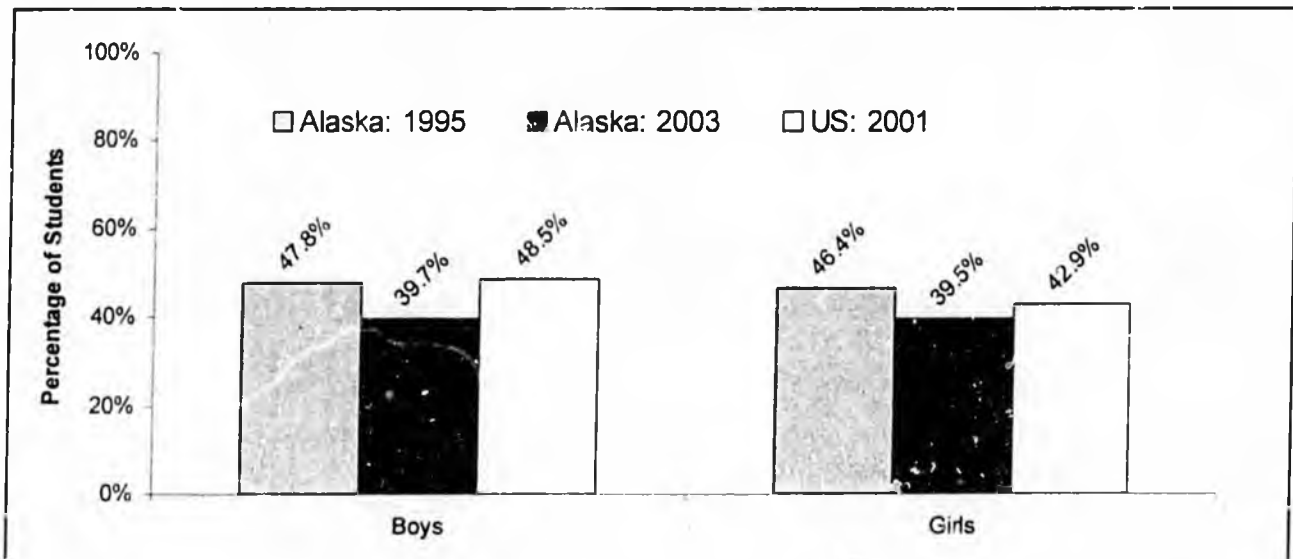
Section IV - Sexual Behaviors

Background

Early sexual activity can be associated with unintended pregnancy and sexually transmitted diseases, including HIV infection. Sexually transmitted diseases can lead to infertility, pelvic inflammatory disease, and other complications. HIV infection, which can lead to AIDS, is not curable and preventive efforts are the only means of decreasing the spread of the disease. In 2001 and 2002, Alaska reported the highest Chlamydia case rates in the U.S. Since 1996, individuals aged 15-24 accounted for 70% to 74% of the total Chlamydia cases in Alaska. Gonorrhea case rates in Alaska continue to rise as well. Of the total Gonorrhea cases in Alaska since 1996, individuals aged 15-24 have accounted for 44% to 53% of the total cases.⁵

Ever Had Sexual Intercourse

About forty percent of Alaska high school students report ever having had intercourse. The rates for Alaska high school students have fallen significantly since 1995. Alaska rates for both boys (39.7%) and girls (39.5%) are lower than U.S. rates for boys (48.5%) and girls (42.9%).

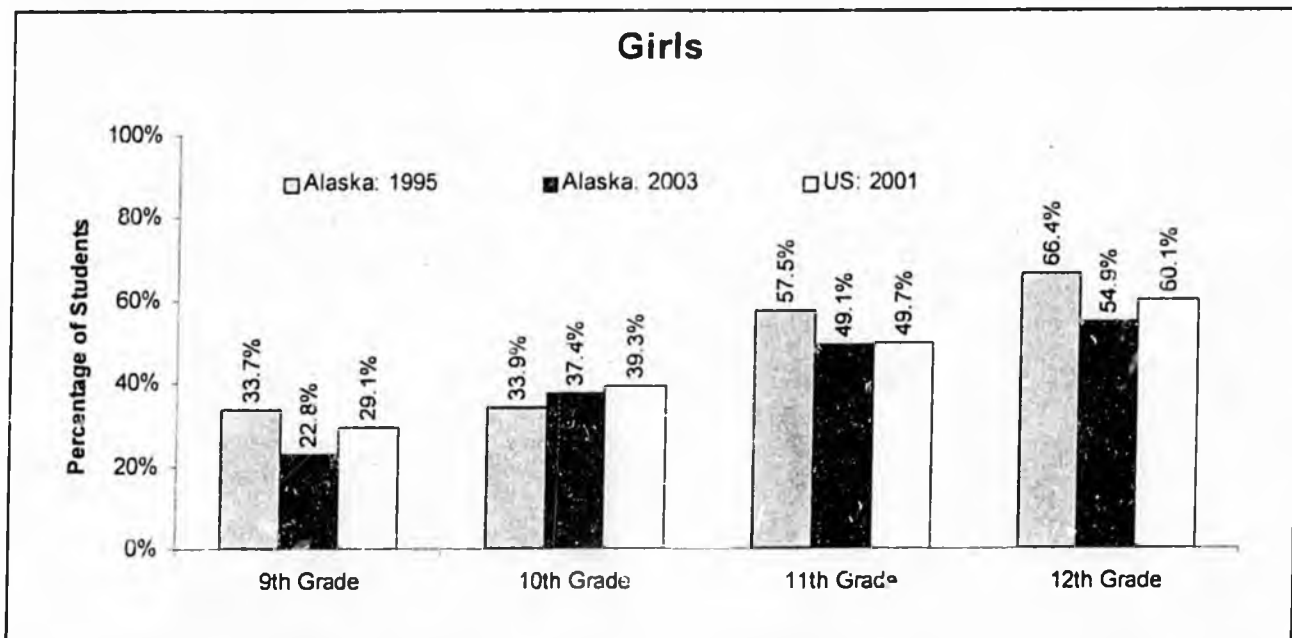
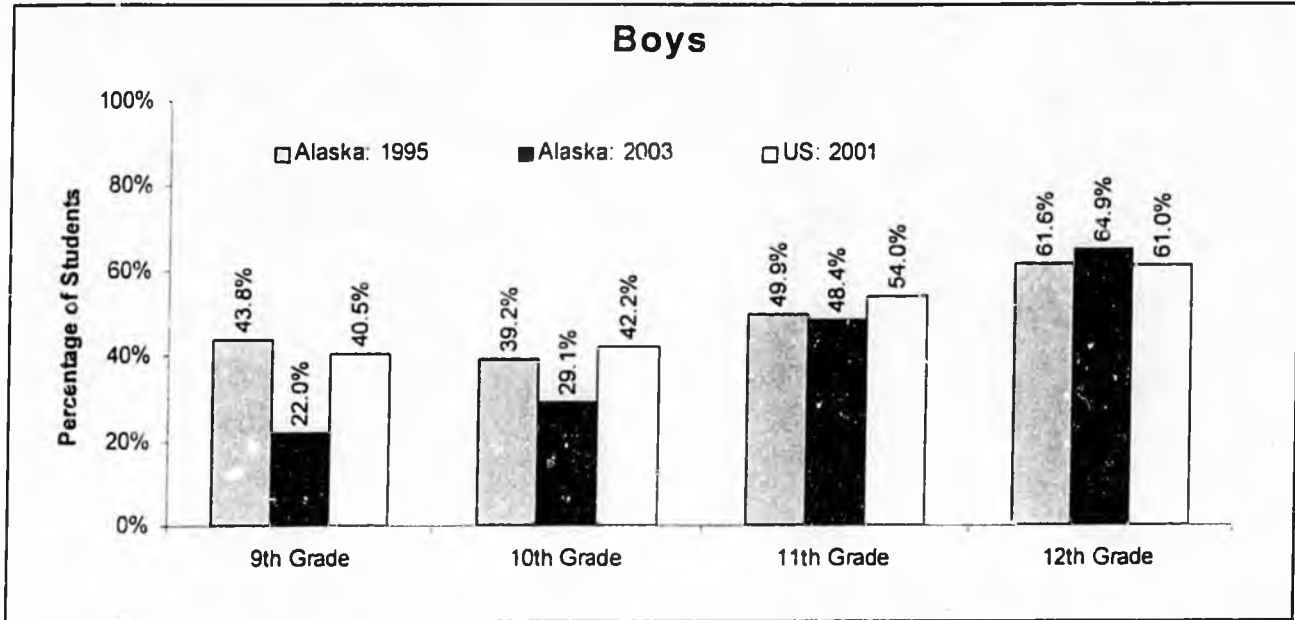


Healthy Alaskans 2010 Objective:

- Increase to 65% the proportion of adolescents who abstain from sexual intercourse (percentage of high school students grades 9-12 who have never had intercourse)

Ever Had Sexual Intercourse - Grade and Gender

The percentage of Alaska students reporting having ever had sexual intercourse increases from 22.4% in the ninth grade to 60.0% in the twelfth grade. Significantly fewer ninth graders in 2003 reported having ever had sexual intercourse than did in 1995, suggesting a delayed initiation of sexual intercourse amongst Alaska high school students. With the exception of twelfth grade boys, both Alaska boys and girls for all grades have lower rates than U.S. boys and girls for reporting ever had sexual intercourse.

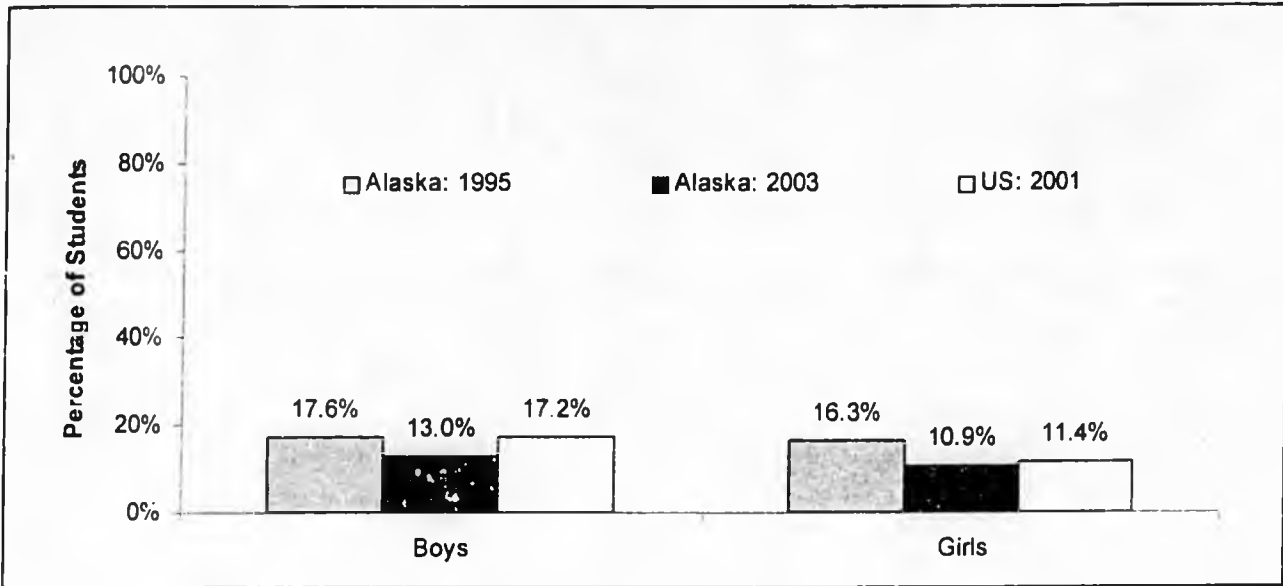


Healthy Alaskans 2010 Objective:

- ▶ Increase to 85% the proportion of high school students who respond they have never had sexual intercourse before age 15 years

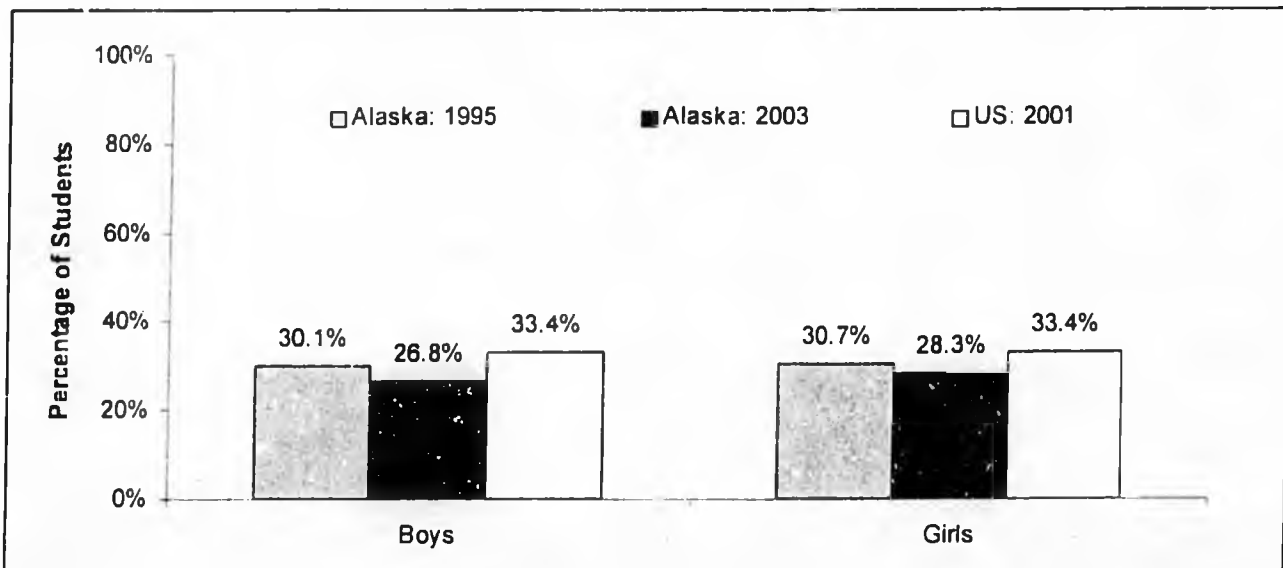
Had Sexual Intercourse With Four or More Partners

In 2003 significantly fewer Alaska high school students report having had sexual intercourse with four or more partners during their life than in 1995. Alaska rates for both boys (13.0%) and girls (10.9%) are lower than that for U.S. boys (17.2%) and girls (11.4%).



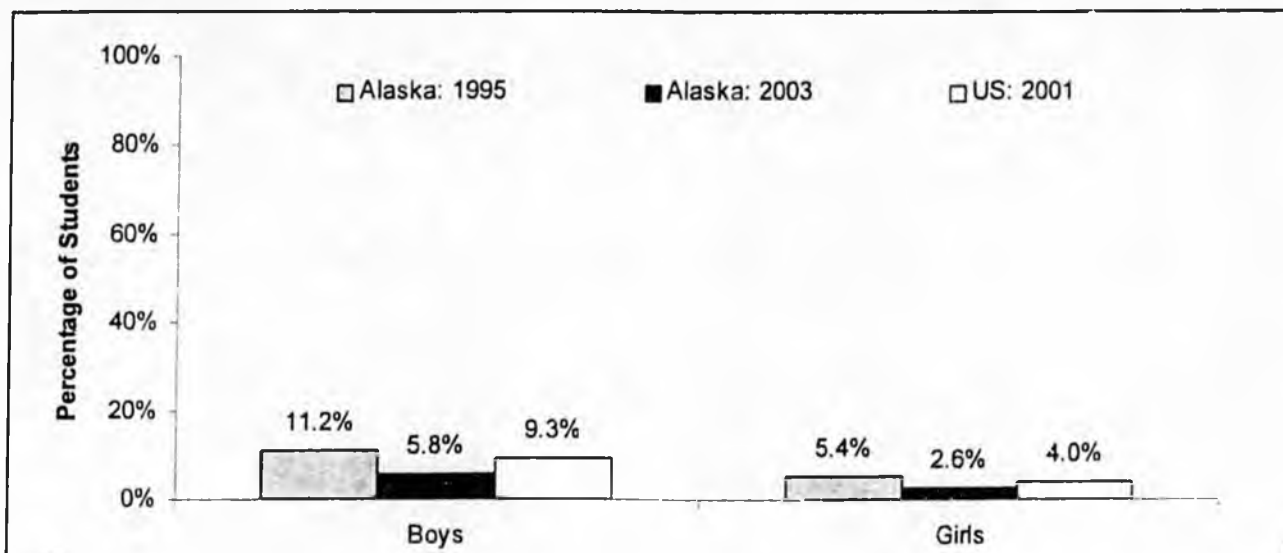
Current Sexual Activity

Among Alaska high school boys, 26.8% report having had sexual intercourse with one or more people during the past three months. Among Alaska high school girls, 28.3% report having had sexual intercourse with one or more people during the past three months. Rates for Alaska students have fallen since 1995 and are below that of U.S. students.



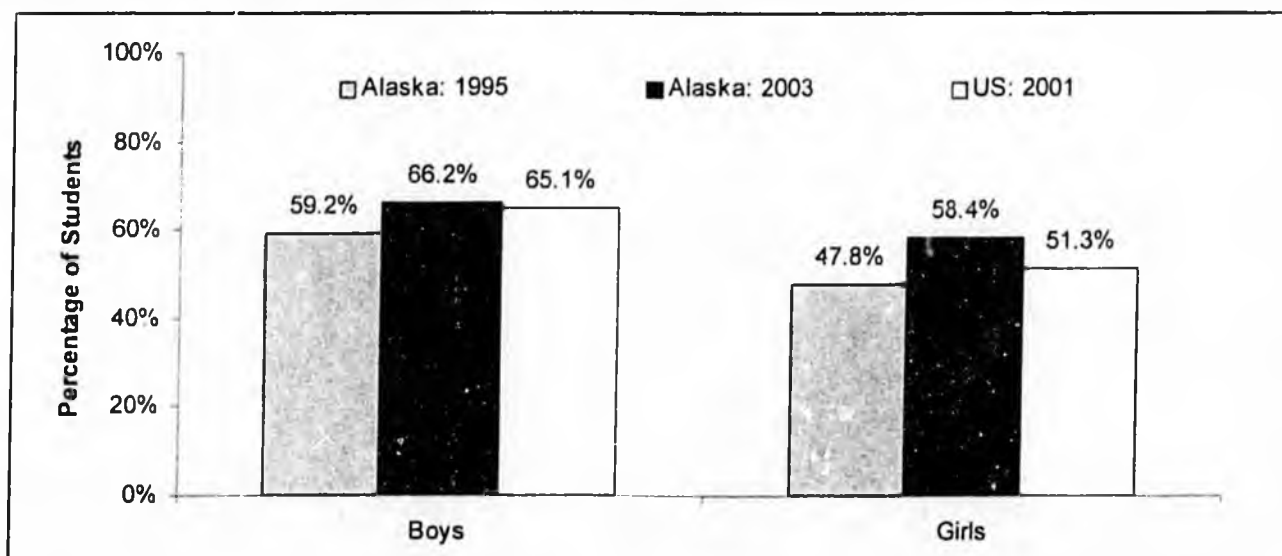
First Sexual Intercourse before Age 13

Among Alaska high school students, 5.8% of boys and 2.6% of girls report first sexual intercourse before age 13. When compared to 1995, significantly fewer students are reporting first sexual intercourse before age 13. Alaska rates for both boys and girls are below that of U.S. boys (9.3%) and girls (4.0%).



Used Condoms During Last Sexual Intercourse

Over 62% of Alaska high school students report having used a condom during the last sexual intercourse. When compared to 1995, the percentages of Alaska high school students who report having used a condom during the last sexual intercourse have increased significantly for both sexes (7.0% increase for boys and 10.6% increase for girls) and are above U.S. rates.

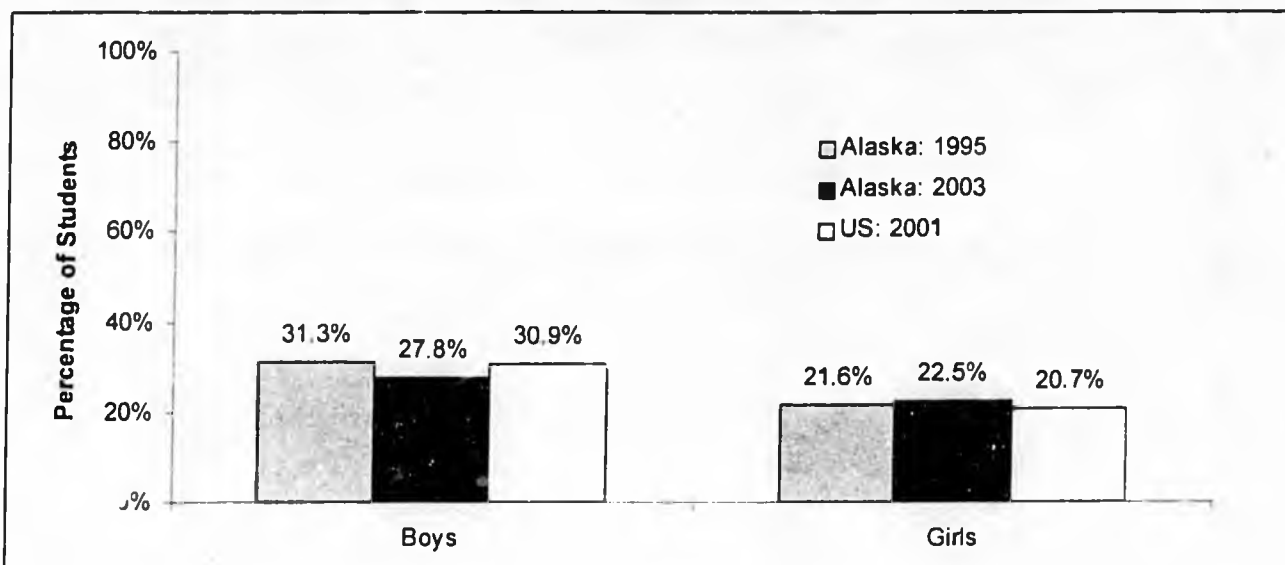


Healthy Alaskans 2010 Objective:

- ▶ Increase to 85% the proportion of currently sexually active high school students using condom or hormonal method at last intercourse
- ▶ Increase to 75% the proportion of sexually active adolescents who use condoms (percentage of high school students grades 9-12 who had intercourse in past 30 days)

Used Alcohol or Drugs before Sexual Intercourse

Slightly over 25% of Alaska high school students reported having used alcohol or drugs before last sexual intercourse. Alaska high school boys were more likely than girls to have used alcohol or drugs before last sexual intercourse (27.8% for boys compared to 22.5% for girls), however, when compared to 1995, fewer boys report using alcohol or drugs before last sexual intercourse.



Section V - Weight and Dietary Behaviors

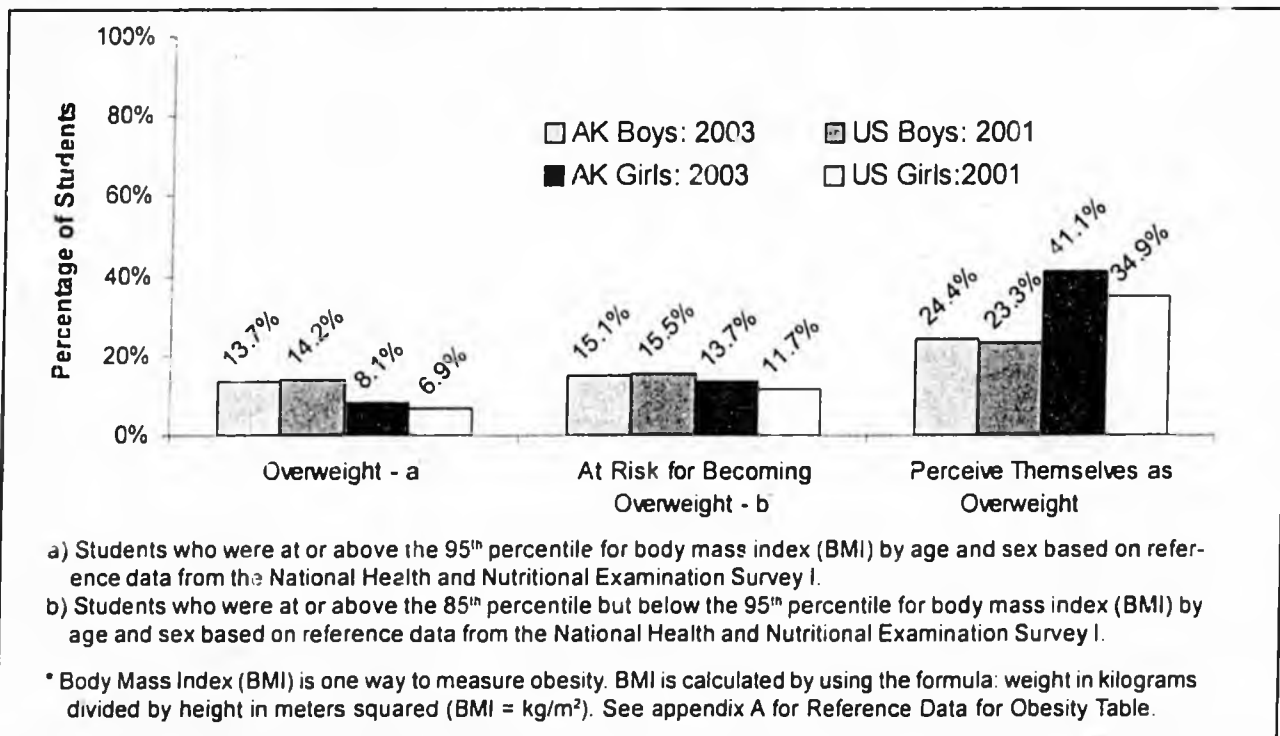
Background

National data show that obesity is increasing among children and adolescents. Obesity acquired during childhood often persists into adulthood, increasing the later risk for diabetes, high blood pressure and heart disease. In addition, obesity can cause social and psychological stress to children and adolescents.⁶

An overemphasis on thinness may also be unhealthy. To avoid problems of obesity and eating disorders, healthy eating habits should be encouraged among adolescents. Current dietary guidelines include increasing consumption of whole grains, eating at least five to nine servings of fruits and vegetables per day and maintaining a healthy weight.⁷

Students Who Are Overweight and Students at Risk for Becoming Overweight (As Determined by Body Mass Index BMI*) and Students Who Describe Themselves as Overweight

Among Alaska high school students, 11.0% are overweight and 14.4% are at risk for becoming overweight. Alaska high school boys were both more often overweight (13.7% for boys compared to 8.1% for girls) and at greater risk for becoming overweight than were girls (15.1% for boys and 13.7% for girls). Although, Alaska high school boys were overweight and at greater risk for becoming overweight than were girls, Alaska high school girls were more likely to describe themselves as overweight than were boys (24.4% for boys compared to 41.1% for girls). These differences in perception are similar to U.S. boys and girls.

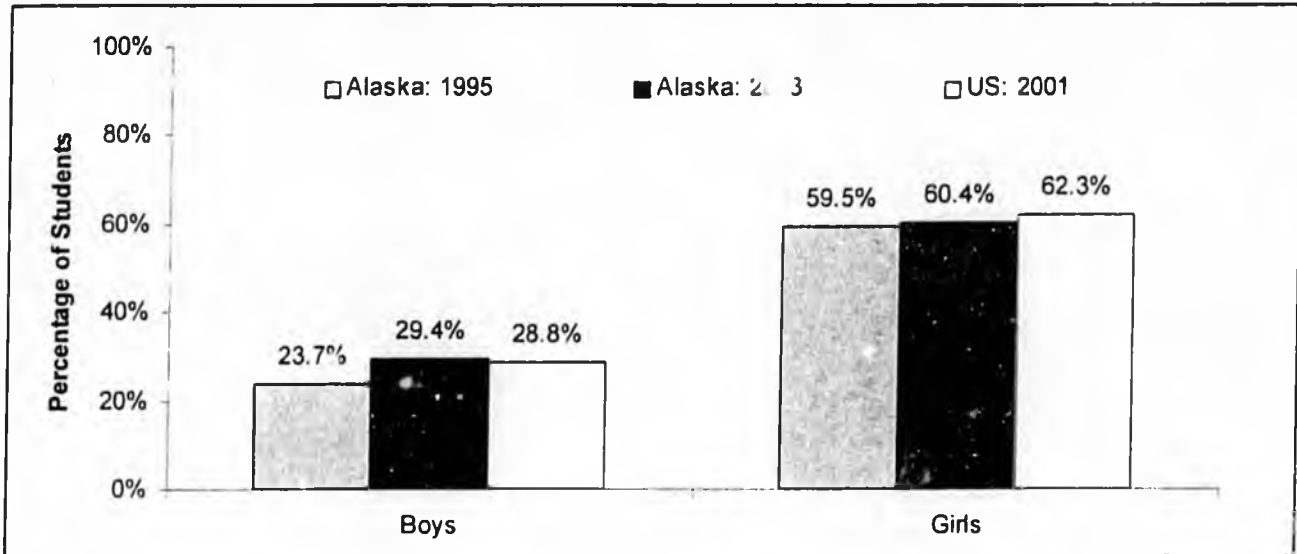


Healthy Alaskans 2010 Objective:

- ▶ Reduce to 5% the proportion of adolescents who are overweight (percentage of students grades 9-12 with body mass index greater than or equal to the 95th percentile, based on age-sex specific NHANES 1).

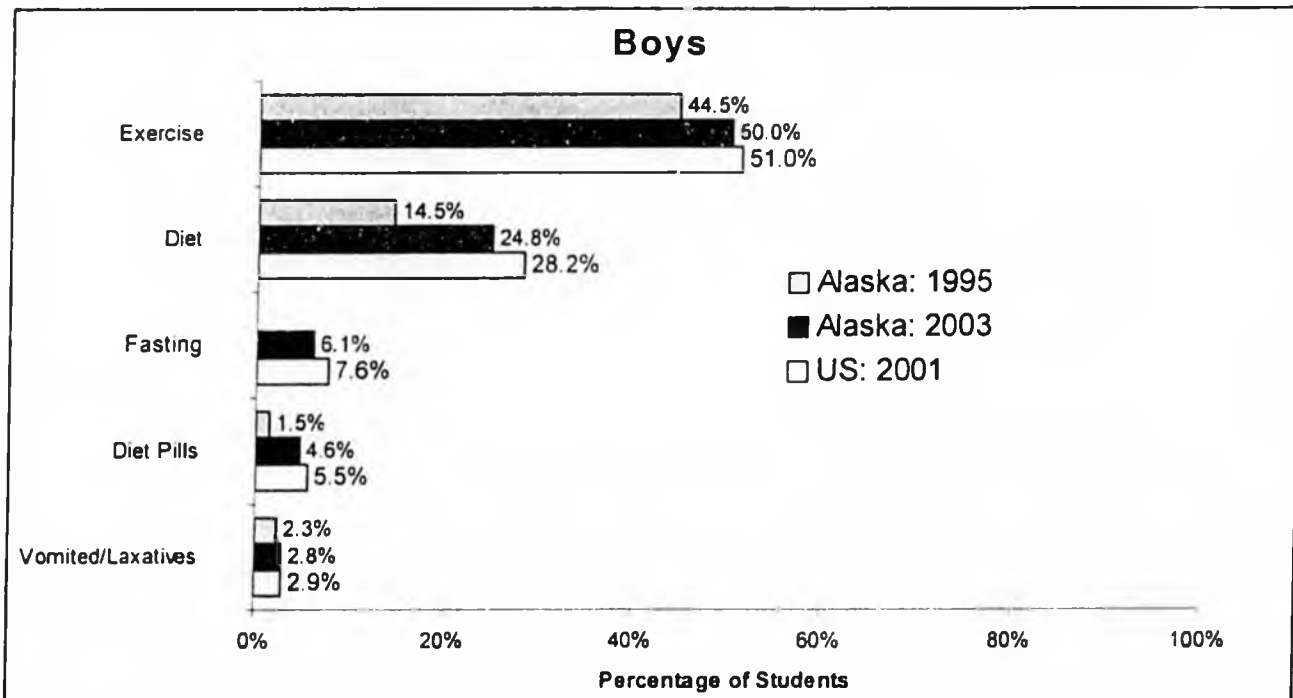
Trying to Lose Weight

Among Alaska high school students, 44.3% describe themselves as trying to lose weight. Alaska high school girls were more likely to describe themselves as trying to lose weight than were boys. The percentage of girls who describe themselves as trying to lose weight (60.4%) is disproportional to the percentage that describe themselves as being overweight (41.1%), while the percentage of boys who describe themselves as trying to lose weight (29.9%) more closely matches the percentage who describe themselves as being overweight (24.4%).

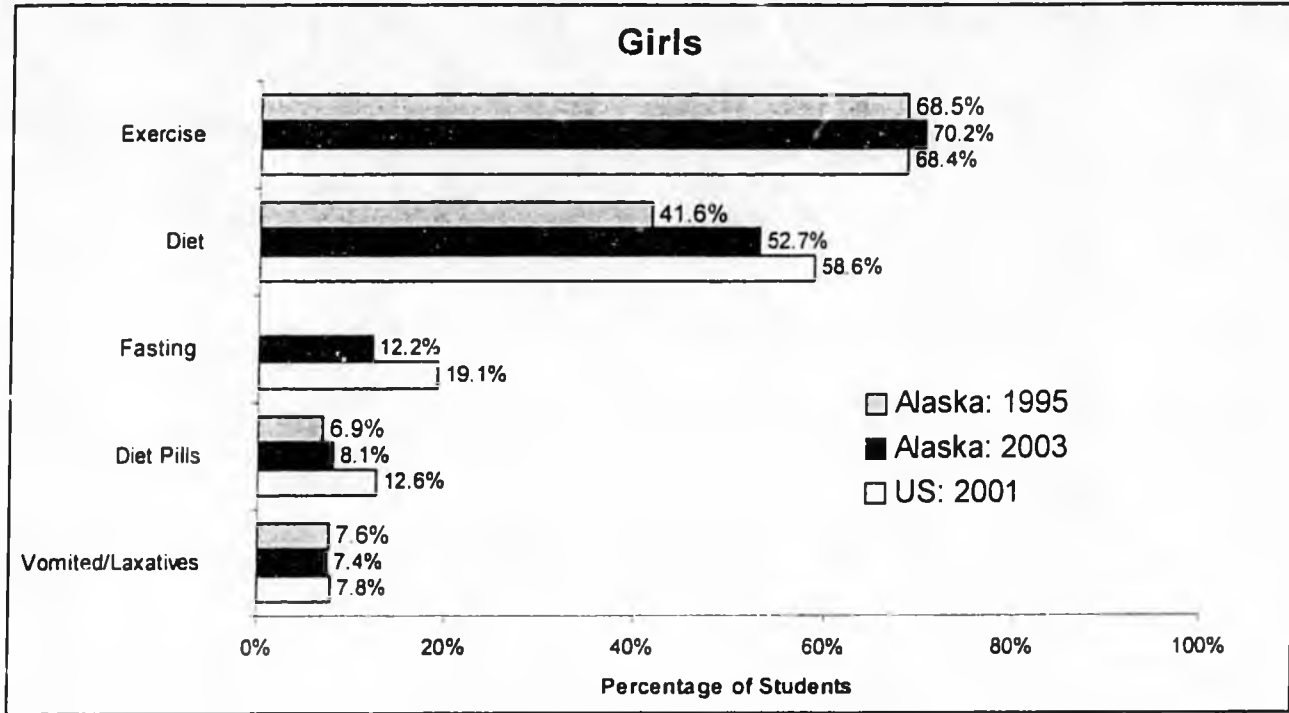


Methods Used to Lose or Keep from Gaining Weight in Past 30 Days

Exercise and diet are the most common methods used by Alaska high school students to lose or keep from gaining weight. Among students who report using exercise to keep from gaining weight, girls (70.2%) were more likely to report using exercise than were boys (50.0%).

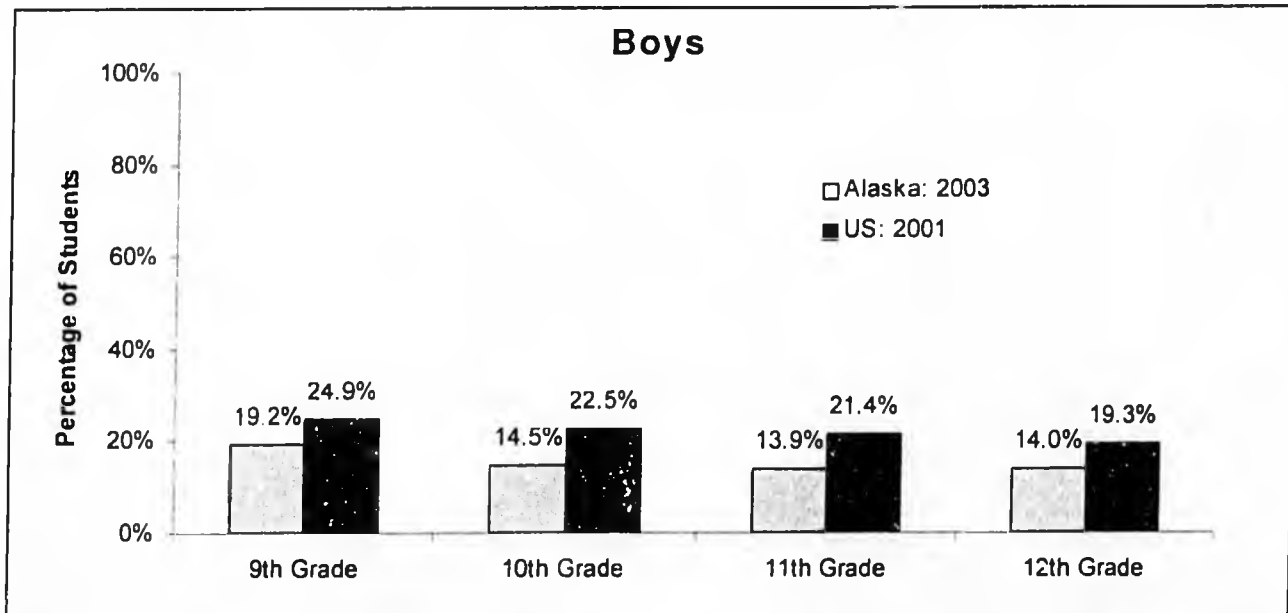


Methods Used to Lose or Keep from Gaining Weight in Past 30 Days

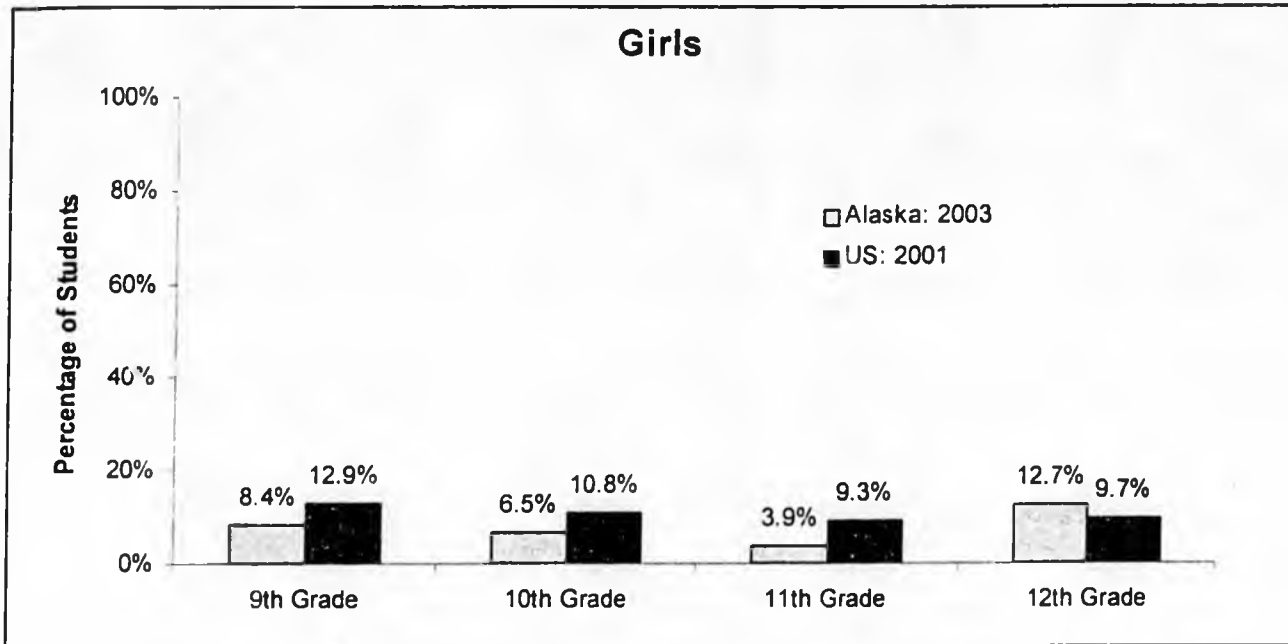


Nutrition Behaviors: Drank Three or More Glasses of Milk per Day During the Last 7 Days

Alaska high school boys (15.7%) are more likely to report having drunk three or more glasses of milk during the last 7 days than are girls (7.7%). With the exception of 12th grade girls, Alaska rates for milk consumption are below U.S. rates.

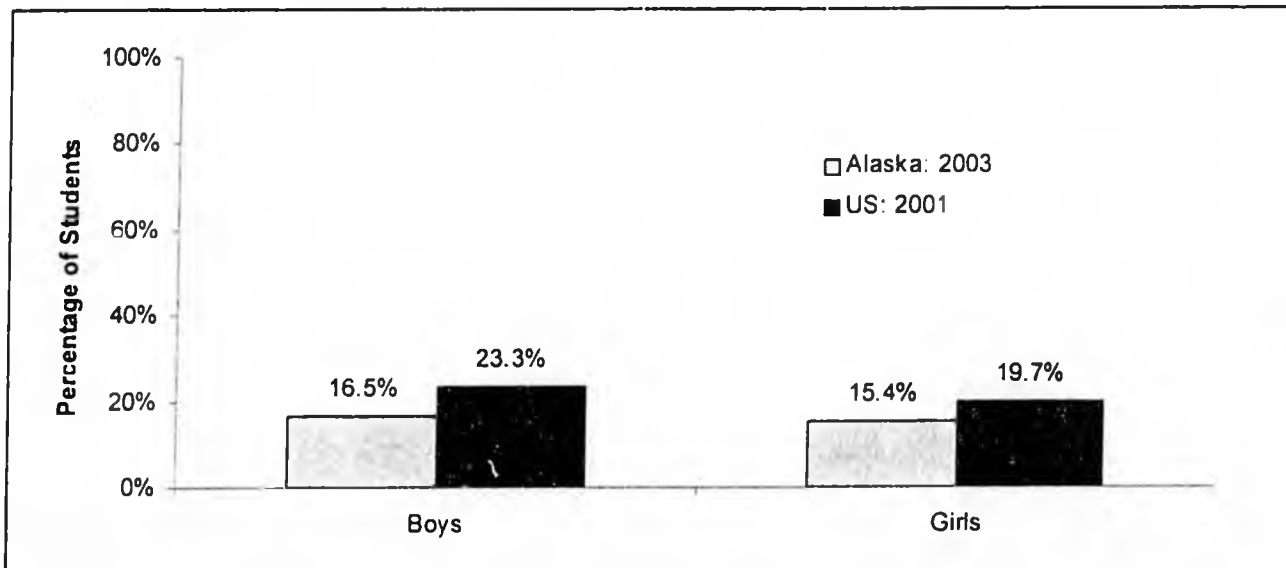


Drank Three or More Glasses of Milk per Day During Last 7 Days



Nutrition Behaviors: Percentage of Students Who Ate 5 or More Servings of Fruits and Vegetables per Day During the Past 7 Days

Both Alaska high school boys and girls are less likely to report eating five or more servings of fruits and vegetables per day for the past seven days than are U.S. students.



Healthy Alaskans 2010 Objective:

- ▶ Increase to 30% the number of adolescents who consume at least 5 daily servings of fruit and vegetables (percentage of high school students grades 9-12)

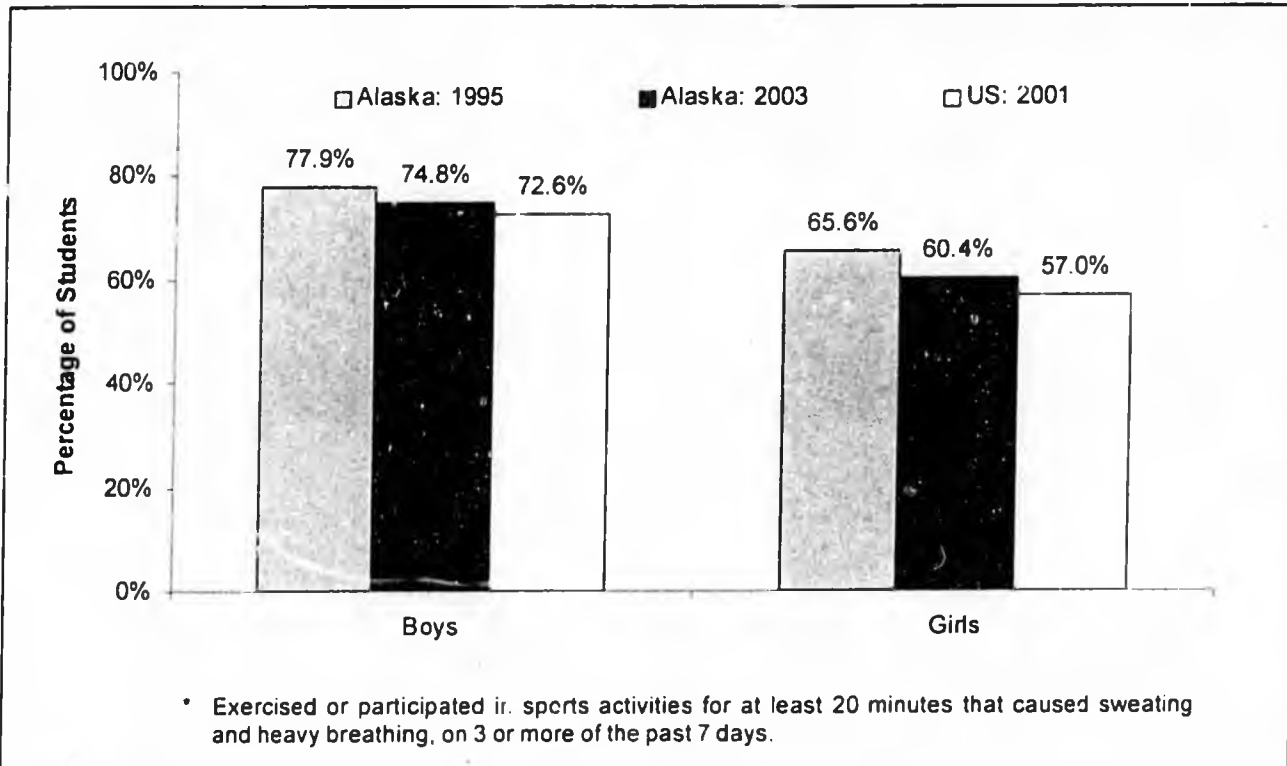
Section VI - Physical Activity

Background

Regular physical activity can increase life expectancy and plays a major role in maintaining a healthy weight. Physical activity can also enhance mental health and self-esteem, of particular benefit to adolescents. As with nutrition, development of good exercise habits in childhood and adolescence, which are maintained into adulthood, can prevent or delay many chronic diseases.⁸

Participated in Vigorous Physical Activity*

Among Alaska high school students, 74.8% of boys and 60.4% of girls report having participated in vigorous physical activity on 3 or more of the past seven days. Although the data show greater rates for Alaska students participating in vigorous physical activity than U.S. students, declines in vigorous physical activity rates have occurred for both boys and girls since 1995.

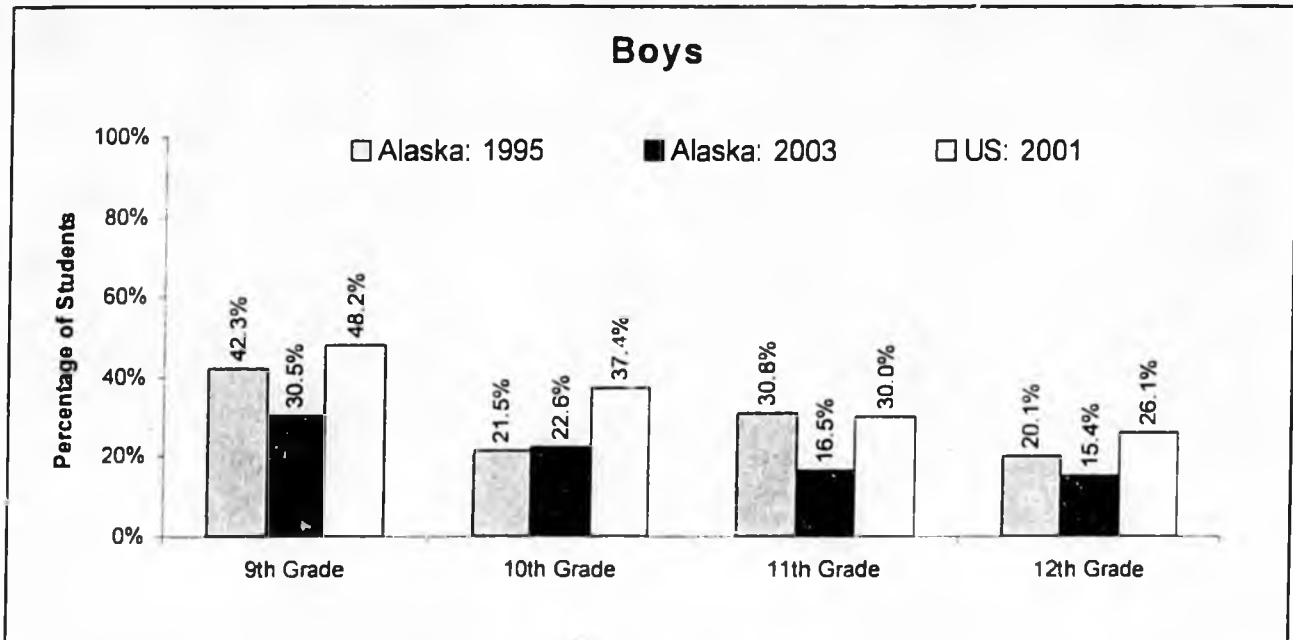


Healthy Alaskans 2010 Objective:

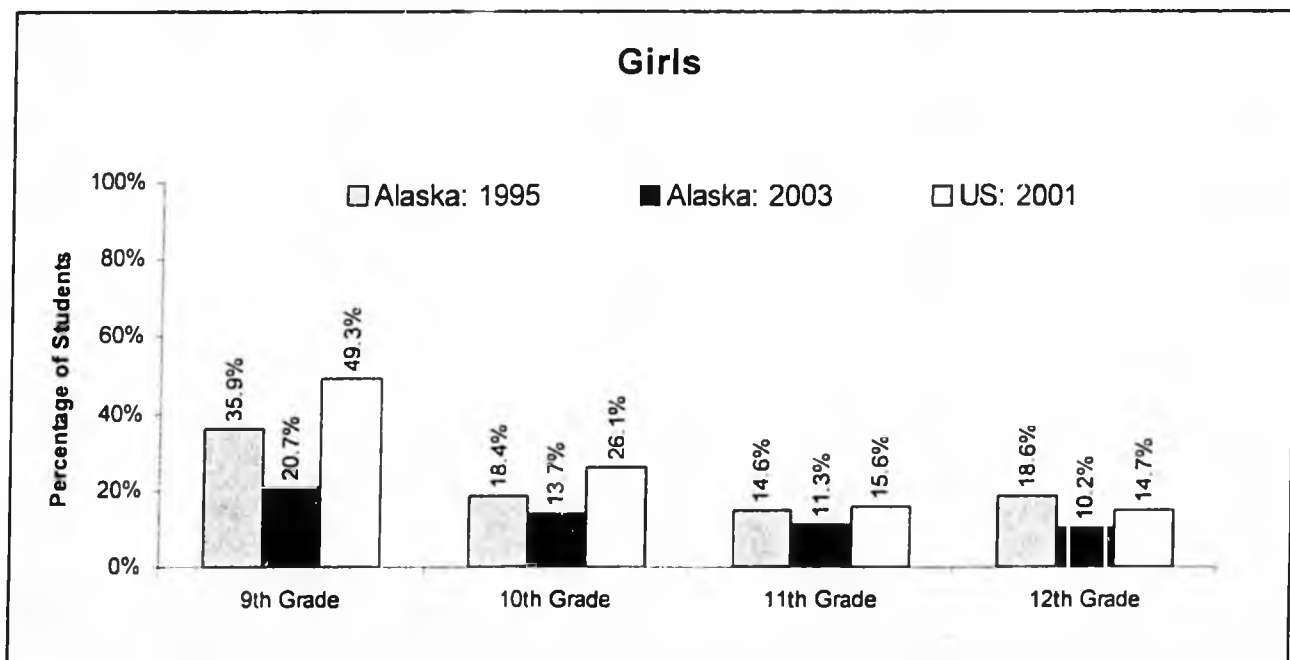
- ▶ Increase to 85% the proportion of adolescents who engage in vigorous physical activity (percentage of students grades 9-12 who exercise or participate in sports activities for at least 20 minutes that caused sweating and heavy breathing, on 3 or more of the past 7 days).

Attend Daily Physical Education Class

Among Alaska high school students who report attending daily physical education class, boys (21.8%) were more likely to report attending daily physical education class than were girls (14.3%). Since 1995, with the exception of tenth grade boys, the percentage of Alaska high school students reporting attendance in daily physical education class has significantly declined. Alaska rates are below the rates for U.S. students. [Corrected April 2004]

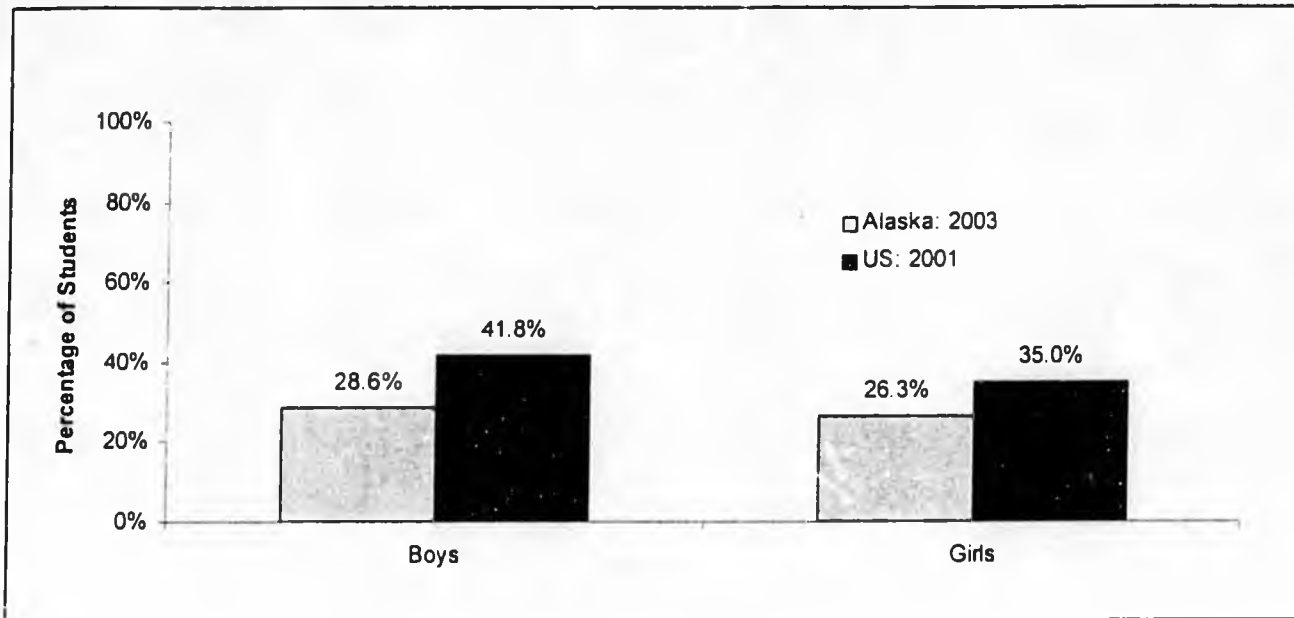


Attend Daily Physical Education Class



Television Viewing Behaviors

Among Alaska high school students, boys (28.6%) were more likely to report having watched 3 or more hours of TV during an average school day than were girls (26.3%). Alaska rates for both boys and girls are below the rates for U.S. boys (41.8%) and girls (35.0%).



Healthy Alaskans 2010 Objective:

- ▶ Increase to 45% the proportion of adolescents who participate in daily school physical education (percentage of students grades 9-12 who attend PE class daily).
- ▶ Increase to 97% the proportion of adolescents who are physically active during physical education class (percentage of students grades 9-12 attending PE class who exercise more than 20 minutes per class).

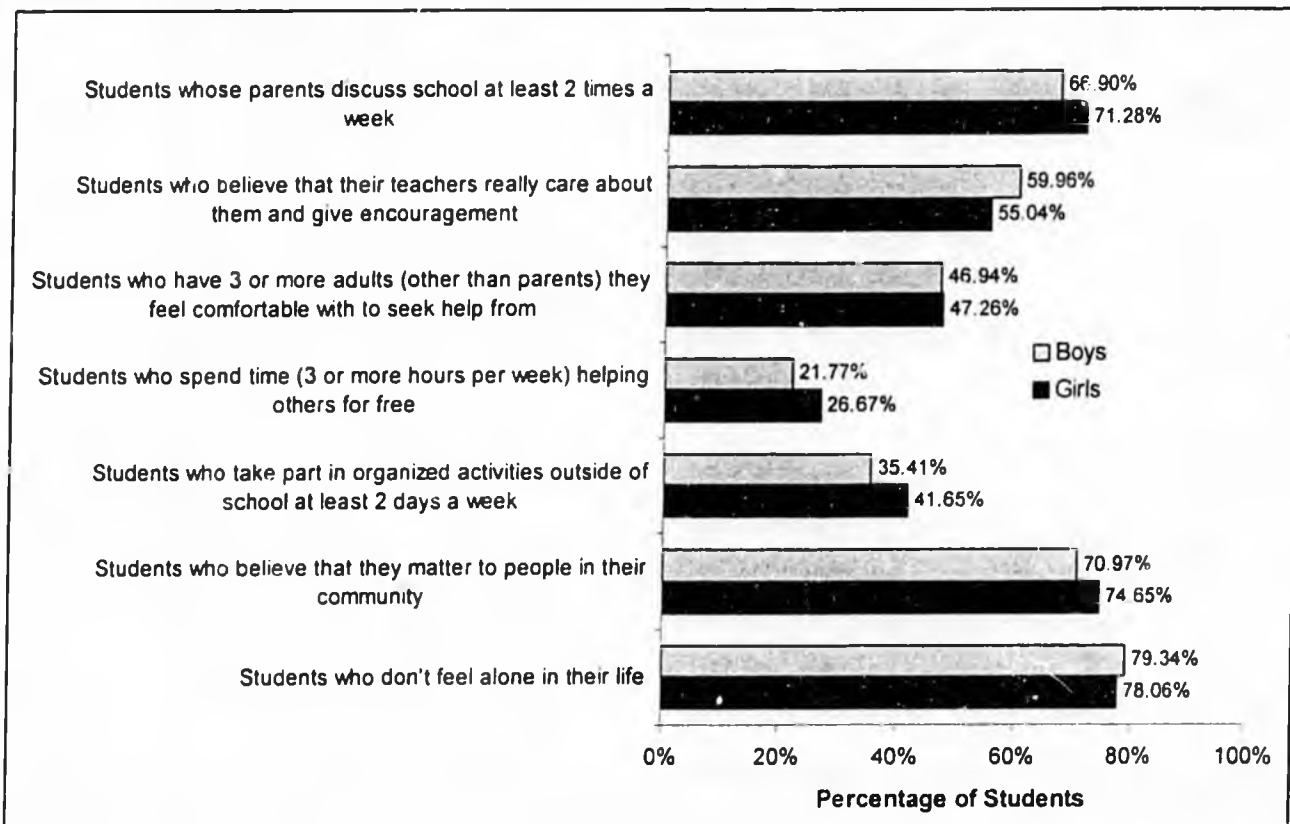
Section VII - Connectedness

Background

"Connectedness" is a key protective factor correlated with a decrease in youth risk behaviors (use of tobacco, alcohol and other drugs, suicide ideation, violence and early sexual activity).⁹ The term *connectedness*, in this context, refers to the feeling of support and connection youth feel from their school and their community. Youth involved in helping, community service-type of activities are less likely to be involved in anti-social behaviors, in-school suspensions or teen pregnancy.¹⁰ These activities also provide an opportunity for youth to form close relationships with other caring adults. While family support and closeness remain paramount throughout adolescence, the 2003 YRBS did not ask questions related to family matters.¹¹

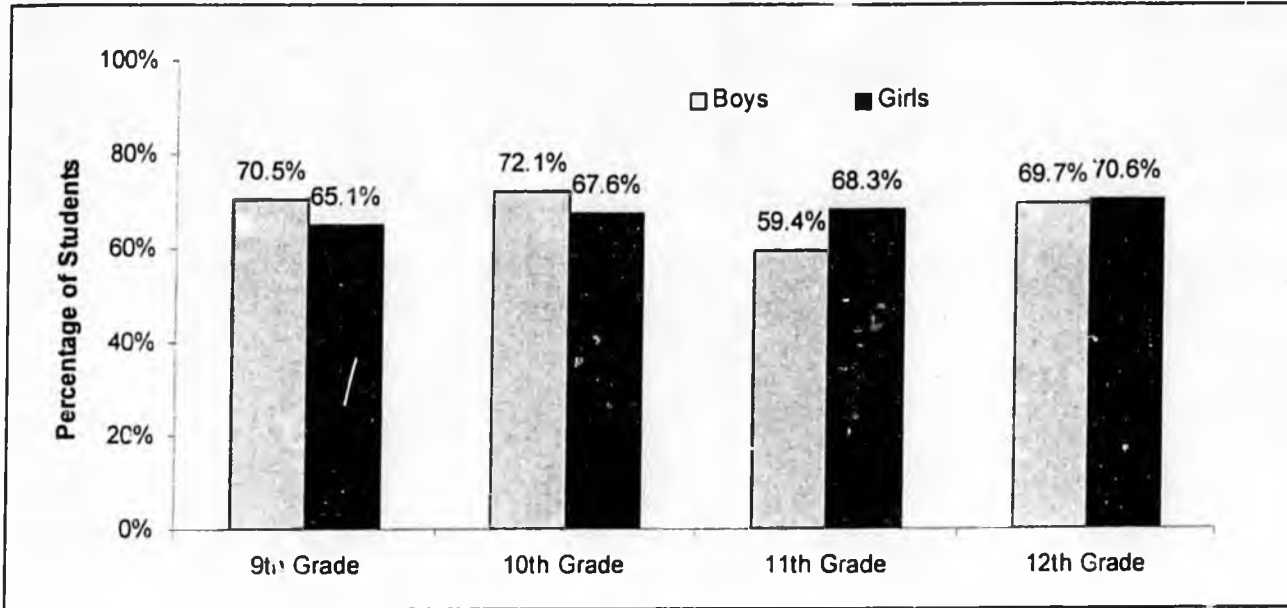
Connectedness

Among Alaska high school students, 79.3% of boys and 78.1% of girls report they don't feel alone in their life. Most Alaska high school students, 71.0% of boys and 74.6% of girls, believe they matter to people in their community. The majority of boys (60.0%) and girls (55.0%) report they have teachers who care about them and give encouragement.



Clear Rules for School Behavior

Among Alaska high school students, the majority (67.7%) of students feel their school has clear rules and consequences for behavior. Boys (68.1%) were only slightly more likely to report their school has clear rules and consequences for behavior than were girls (67.5%)



References

1. Anderson RN. Deaths: Leading Causes of Death for 1999. *National Vital Statistics Report* 2001; 49 (11):1-88.
2. Alaska Department of Health and Social Services. *Alaska 2001 Behavioral Risk Factor Survey*, Juneau, AK.
3. Blanken, AJ (1993). Measuring use of alcohol and other drugs among adolescents. *Public Health Reports* 108(1): 25 - 30.
4. Alaska Department of Health and Social Services. *Alaska 2002 Behavioral Risk Factor Survey*, Juneau, AK
5. Alaska Department of Health and Social Services: Section of Epidemiology, 2003 Unpublished Morbidity Data, Anchorage, AK
6. Dietz WH. Health consequences of obesity in youth: childhood predictors of adult disease. *Pediatrics* 101:518-525, 1998.
7. Public Health Service, U.S. Department of Health and Human Services. (1988). *The Surgeon General's Report on Nutrition and Health*. DHHS Pub. No. (PHS)88-50210. Washington, DC: U.S. Government Printing Office.
8. U.S. Department of Health and Human Services. *Physical Activity and Health: A Report of The Surgeon General*. Atlanta, GA: U.S. Department of Health and Human Services, Centers for Disease Control and Prevention, National Center for Chronic Disease Prevention and Health Promotion, 1996.
9. Scales, P, Leffert, N. *Developmental Assets: A Synthesis of the Scientific Research On Adolescent Development*. 1999 Search Institute
10. Resnick, Michael, et al., Protecting Adolescents from Harm: Findings from the National Longitudinal Study on Adolescent Health. *JAMA*. 1997; 278:823-832;
11. Borowsky IW et al. Suicide Attempts Among American Indian and Alaska Native Youth: Risk & Protective Factors; *Archives of Adolescent Medicine* June 1999

Appendices

A.B	<i>Body Mass Index</i>	40
B.2	<i>2003 Questionnaire</i>	41

Body Mass Index

Reference Data for Obesity used in 2003 YRBS Processing

Age	Males		Females	
	85th	95th	85th	95th
≥9	18.97	21.58	19.51	22.35
10	19.75	22.64	20.39	23.52
11	20.57	23.69	21.27	24.66
12	21.4	24.67	22.13	25.74
13	22.22	25.59	22.94	26.75
14	23.03	26.42	23.67	27.67
15	23.8	27.18	24.34	28.49
16	24.55	27.88	24.92	29.25
17	25.27	28.58	25.43	29.95
≥18	25.98	29.3	25.87	30.64

Reference for BMI percentiles: Kuczmarski RJ, Ogden CL, Grummer-Strawn LM, et al. CDC growth charts: United States. Advance data from Vital and Health Statistics; no. 314, Hyattsville, Maryland: National Center for Health Statistics. 2000.

2003 Alaska Youth Risk Behavior Survey

This survey is about health behavior. It has been developed so you can tell us what you do that may affect your health. The information you give will be used to develop better health education for young people like yourself.

DO NOT write your name on this survey. The answers you give will be kept private. No one will know what you write. Answer the questions based on what you really do.

Completing the survey is voluntary. Whether or not you answer the questions will not affect your grade in this class. If you are not comfortable answering a question, just leave it blank.

The questions that ask about your background will be used only to describe the types of students completing this survey. The information will not be used to find out your name. No names will ever be reported.

Make sure to read every question. Fill in the circles completely. When you are finished, follow the instructions of the person giving you the survey.

Thank you very much for your help.

Directions

- Use a #2 pencil only.
- Make dark marks.
- Fill in a response like this: A B ● D.
- To change your answer, erase completely.

1. How old are you?
 - A. 12 years old or younger
 - B. 13 years old
 - C. 14 years old
 - D. 15 years old
 - E. 16 years old
 - F. 17 years old
 - G. 18 years old or older

2. What is your sex?
 - A. Female
 - B. Male

3. In what grade are you?
 - A. 9th grade
 - B. 10th grade
 - C. 11th grade
 - D. 12th grade
 - E. Ungraded or other grade

4. How do you describe yourself?
(Select one or more responses.)
 - A. American Indian or Alaska Native
 - B. Asian
 - C. Black or African American
 - D. Hispanic or Latino
 - E. Native Hawaiian or Other Pacific Islander
 - F. White

5. During the past 12 months, how would you describe your grades in school?
 - A. Mostly A's
 - B. Mostly B's
 - C. Mostly C's
 - D. Mostly D's
 - E. Mostly F's
 - F. None of these grades
 - G. Not sure

6. How tall are you without your shoes on?
Directions: Write your height in the shaded blank boxes. Fill in the matching oval below each number.

Example

Height	
Feet	Inches
5	11
③	⑩
④	①
●	②
⑥	③
⑦	④
	⑤
	⑥
	⑦
	⑧
	⑨
	⑩
	●

7. How much do you weigh without your shoes on?
 Directions: Write your weight in the shaded blank boxes. Fill in the matching oval below each number.

Example

Weight		
Pounds		
1	5	2
●	Ⓐ	Ⓐ
Ⓐ	Ⓑ	Ⓑ
Ⓑ	Ⓒ	Ⓒ
	Ⓓ	●
	Ⓔ	Ⓔ
	●	⓫
	⓬	⓬
	⓭	⓭
	⓮	⓮
	⓯	⓯

The next 4 questions ask about personal safety.

8. When you rode a bicycle during the past 12 months, how often did you wear a helmet?
- A. I did not ride a bicycle during the past 12 months
 - B. Never wore a helmet
 - C. Rarely wore a helmet
 - D. Sometimes wore a helmet
 - E. Most of the time wore a helmet
 - F. Always wore a helmet
9. How often do you wear a seat belt when riding in a car driven by someone else?
- A. Never
 - B. Rarely
 - C. Sometimes
 - D. Most of the time
 - E. Always

10. During the past 30 days, how many times did you ride in a car or other vehicle driven by someone who had been drinking alcohol?
- A. 0 times
 - B. 1 time
 - C. 2 or 3 times
 - D. 4 or 5 times
 - E. 6 or more times
11. During the past 30 days, how many times did you drive a car or other vehicle when you had been drinking alcohol?
- A. 0 times
 - B. 1 time
 - C. 2 or 3 times
 - D. 4 or 5 times
 - E. 6 or more times

The next 11 questions ask about violence-related behaviors.

12. During the past 30 days, on how many days did you carry a weapon such as a gun, knife, or club?
- A. 0 days
 - B. 1 day
 - C. 2 or 3 days
 - D. 4 or 5 days
 - E. 6 or more days
13. During the past 30 days, on how many days did you carry a gun?
- A. 0 days
 - B. 1 day
 - C. 2 or 3 days
 - D. 4 or 5 days
 - E. 6 or more days

14. During the past 30 days, on how many days did you carry a weapon such as a gun, knife, or club **on school property**?
- A. 0 days
 - B. 1 day
 - C. 2 or 3 days
 - D. 4 or 5 days
 - E. 6 or more days
15. During the past 30 days, on how many days did you **not** go to school because you felt you would be unsafe at school or on your way to or from school?
- A. 0 days
 - B. 1 day
 - C. 2 or 3 days
 - D. 4 or 5 days
 - E. 6 or more days
16. During the past 12 months, how many times has someone threatened or injured you with a weapon such as a gun, knife, or club **on school property**?
- A. 0 times
 - B. 1 time
 - C. 2 or 3 times
 - D. 4 or 5 times
 - E. 6 or 7 times
 - F. 8 or 9 times
 - G. 10 or 11 times
 - H. 12 or more times
17. During the past 12 months, how many times has someone stolen or deliberately damaged your property such as your car, clothing, or books **on school property**?
- A. 0 times
 - B. 1 time
 - C. 2 or 3 times
 - D. 4 or 5 times
 - E. 6 or 7 times
 - F. 8 or 9 times
 - G. 10 or 11 times
 - H. 12 or more times
18. During the past 12 months, how many times were you in a physical fight?
- A. 0 times
 - B. 1 time
 - C. 2 or 3 times
 - D. 4 or 5 times
 - E. 6 or 7 times
 - F. 8 or 9 times
 - G. 10 or 11 times
 - H. 12 or more times
19. During the past 12 months, how many times were you in a physical fight in which you were injured and had to be treated by a doctor or nurse?
- A. 0 times
 - B. 1 time
 - C. 2 or 3 times
 - D. 4 or 5 times
 - E. 6 or more times

20. During the past 12 months, how many times were you in a physical fight on school property?
- A. 0 times
 - B. 1 time
 - C. 2 or 3 times
 - D. 4 or 5 times
 - E. 6 or 7 times
 - F. 8 or 9 times
 - G. 10 or 11 times
 - H. 12 or more times
21. During the past 12 months, did your boyfriend or girlfriend ever hit, slap, or physically hurt you on purpose?
- A. Yes
 - B. No
22. Have you ever been physically forced to have sexual intercourse when you did not want to?
- A. Yes
 - B. No
- The next 5 questions ask about sad feelings and attempted suicide. Sometimes people feel so depressed about the future that they may consider attempting suicide, that is, taking some action to end their own life.**
23. During the past 12 months, did you ever feel so sad or hopeless almost every day for **two weeks or more in a row** that you stopped doing some usual activities?
- A. Yes
 - B. No
24. During the past 12 months, did you ever **seriously** consider attempting suicide?
- A. Yes
 - B. No
25. During the past 12 months, did you make a plan about how you would attempt suicide?
- A. Yes
 - B. No
26. During the past 12 months, how many times did you actually attempt suicide?
- A. 0 times
 - B. 1 time
 - C. 2 or 3 times
 - D. 4 or 5 times
 - E. 6 or more times
27. **If you attempted suicide** during the past 12 months, did any attempt result in an injury, poisoning, or overdose that had to be treated by a doctor or nurse?
- A. **I did not attempt suicide** during the past 12 months
 - B. Yes
 - C. No
- The next 14 questions ask about tobacco use.**
28. Have you ever tried cigarette smoking, even one or two puffs?
- A. Yes
 - B. No
29. How old were you when you smoked a whole cigarette for the first time?
- A. I have never smoked a whole cigarette
 - B. 8 years old or younger
 - C. 9 or 10 years old
 - D. 11 or 12 years old
 - E. 13 or 14 years old
 - F. 15 or 16 years old
 - G. 17 years old or older

30. During the past 30 days, on how many days did you smoke cigarettes?
- A. 0 days
 - B. 1 or 2 days
 - C. 3 to 5 days
 - D. 6 to 9 days
 - E. 10 to 19 days
 - F. 20 to 29 days
 - G. All 30 days
31. During the past 30 days, on the days you smoked, how many cigarettes did you smoke **per day**?
- A. I did not smoke cigarettes during the past 30 days
 - B. Less than 1 cigarette per day
 - C. 1 cigarette per day
 - D. 2 to 5 cigarettes per day
 - E. 6 to 10 cigarettes per day
 - F. 11 to 20 cigarettes per day
 - G. More than 20 cigarettes per day
32. During the past 30 days, how did you **usually** get your own cigarettes? (Select only **one** response.)
- A. I did not smoke cigarettes during the past 30 days
 - B. I bought them in a store such as a convenience store, supermarket, discount store, or gas station
 - C. I bought them from a vending machine
 - D. I gave someone else money to buy them for me
 - E. I borrowed (or bummed) them from someone else
 - F. A person 18 years old or older gave them to me
 - G. I took them from a store or family member
 - H. I got them some other way
33. During the past 30 days, on how many days did you smoke cigarettes **on school property**?
- A. 0 days
 - B. 1 or 2 days
 - C. 3 to 5 days
 - D. 6 to 9 days
 - E. 10 to 19 days
 - F. 20 to 29 days
 - G. All 30 days
34. Have you ever smoked cigarettes daily, that is, at least one cigarette every day for 30 days?
- A. Yes
 - B. No
35. During the past 12 months, did you ever try to **quit** smoking cigarettes?
- A. I did not smoke during the past 12 months
 - B. Yes
 - C. No
36. During the past 30 days, on how many days did you use **chewing tobacco, snuff, or dip**, such as Redman, Levi Garrett, Beechnut, Skoal, Skoal Bandits, or Copenhagen?
- A. 0 days
 - B. 1 or 2 days
 - C. 3 to 5 days
 - D. 6 to 9 days
 - E. 10 to 19 days
 - F. 20 to 29 days
 - G. All 30 days

37. During the past 30 days, on how many days did you use **chewing tobacco, snuff, or dip on school property**?
- A. 0 days
 - B. 1 or 2 days
 - C. 3 to 5 days
 - D. 6 to 9 days
 - E. 10 to 19 days
 - F. 20 to 29 days
 - G. All 30 days
38. During the past 30 days, on how many days did you smoke **cigars, cigarillos, or little cigars**?
- A. 0 days
 - B. 1 or 2 days
 - C. 3 to 5 days
 - D. 6 to 9 days
 - E. 10 to 19 days
 - F. 20 to 29 days
 - G. All 30 days
39. During the past 7 days, on how many days were you in the same room with someone who was smoking **cigarettes**?
- A. 0 days
 - B. 1 or 2 days
 - C. 3 or 4 days
 - D. 5 or 6 days
 - E. 7 days
40. During the past 7 days, on how many days did you ride in a car with someone who was smoking **cigarettes**?
- A. 0 days
 - B. 1 or 2 days
 - C. 3 or 4 days
 - D. 5 or 6 days
 - E. 7 days
41. Do you think the smoke from other people's cigarettes is harmful to you?
- A. Definitely yes
 - B. Probably yes
 - C. Probably not
 - D. Definitely not
- The next 5 questions ask about drinking alcohol. This includes drinking beer, wine, wine coolers, and liquor such as rum, gin, vodka, or whiskey. For these questions, drinking alcohol does not include drinking a few sips of wine for religious purposes.**
42. During your life, on how many days have you had at least one drink of alcohol?
- A. 0 days
 - B. 1 or 2 days
 - C. 3 to 9 days
 - D. 10 to 19 days
 - E. 20 to 39 days
 - F. 40 to 99 days
 - G. 100 or more days
43. How old were you when you had your first drink of alcohol other than a few sips?
- A. I have never had a drink of alcohol other than a few sips
 - B. 8 years old or younger
 - C. 9 or 10 years old
 - D. 11 or 12 years old
 - E. 13 or 14 years old
 - F. 15 or 16 years old
 - G. 17 years old or older

44. During the past 30 days, on how many days did you have at least one drink of alcohol?
- A. 0 days
 - B. 1 or 2 days
 - C. 3 to 5 days
 - D. 6 to 9 days
 - E. 10 to 19 days
 - F. 20 to 29 days
 - G. All 30 days
45. During the past 30 days, on how many days did you have 5 or more drinks of alcohol in a row, that is, within a couple of hours?
- A. 0 days
 - B. 1 day
 - C. 2 days
 - D. 3 to 5 days
 - E. 6 to 9 days
 - F. 10 to 19 days
 - G. 20 or more days
46. During the past 30 days, on how many days did you have at least one drink of alcohol **on school property**?
- A. 0 days
 - B. 1 or 2 days
 - C. 3 to 5 days
 - D. 6 to 9 days
 - E. 10 to 19 days
 - F. 20 to 29 days
 - G. All 30 days

The next 4 questions ask about marijuana use. Marijuana also is called grass or pot.

47. During your life, how many times have you used marijuana?
- A. 0 times
 - B. 1 or 2 times
 - C. 3 to 9 times
 - D. 10 to 19 times
 - E. 20 to 39 times
 - F. 40 to 99 times
 - G. 100 or more times
48. How old were you when you tried marijuana for the first time?
- A. I have never tried marijuana
 - B. 8 years old or younger
 - C. 9 or 10 years old
 - D. 11 or 12 years old
 - E. 13 or 14 years old
 - F. 15 or 16 years old
 - G. 17 years old or older
49. During the past 30 days, how many times did you use marijuana?
- A. 0 times
 - B. 1 or 2 times
 - C. 3 to 9 times
 - D. 10 to 19 times
 - E. 20 to 39 times
 - F. 40 or more times
50. During the past 30 days, how many times did you use marijuana **on school property**?
- A. 0 times
 - B. 1 or 2 times
 - C. 3 to 9 times
 - D. 10 to 19 times
 - E. 20 to 39 times
 - F. 40 or more times

The next 10 questions ask about other drugs.

51. During your life, how many times have you used any form of cocaine, including powder, crack, or freebase?
- A. 0 times
 - B. 1 or 2 times
 - C. 3 to 9 times
 - D. 10 to 19 times
 - E. 20 to 39 times
 - F. 40 or more times
52. During the past 30 days, how many times did you use any form of cocaine, including powder, crack, or freebase?
- A. 0 times
 - B. 1 or 2 times
 - C. 3 to 9 times
 - D. 10 to 19 times
 - E. 20 to 39 times
 - F. 40 or more times
53. During your life, how many times have you sniffed glue, breathed the contents of aerosol spray cans, or inhaled any paints or sprays to get high?
- A. 0 times
 - B. 1 or 2 times
 - C. 3 to 9 times
 - D. 10 to 19 times
 - E. 20 to 39 times
 - F. 40 or more times
54. During the past 30 days, how many times have you sniffed glue, breathed the contents of aerosol spray cans, or inhaled any paints or sprays to get high?
- A. 0 times
 - B. 1 or 2 times
 - C. 3 to 9 times
 - D. 10 to 19 times
 - E. 20 to 39 times
 - F. 40 or more times
55. During your life, how many times have you used heroin (also called smack, junk, or China White)?
- A. 0 times
 - B. 1 or 2 times
 - C. 3 to 9 times
 - D. 10 to 19 times
 - E. 20 to 39 times
 - F. 40 or more times
56. During your life, how many times have you used methamphetamines (also called speed, crystal, crank, or ice)?
- A. 0 times
 - B. 1 or 2 times
 - C. 3 to 9 times
 - D. 10 to 19 times
 - E. 20 to 39 times
 - F. 40 or more times
57. During your life, how many times have you used ecstasy (also called MDMA)?
- A. 0 times
 - B. 1 or 2 times
 - C. 3 to 9 times
 - D. 10 to 19 times
 - E. 20 to 39 times
 - F. 40 or more times

58. During your life, how many times have you taken **steroid pills or shots** without a doctor's prescription?
- A. 0 times
 - B. 1 or 2 times
 - C. 3 to 9 times
 - D. 10 to 19 times
 - E. 20 to 39 times
 - F. 40 or more times
59. During your life, how many times have you used a needle to inject any **illegal drug** into your body?
- A. 0 times
 - B. 1 time
 - C. 2 or more times
60. During the past 12 months, has anyone offered, sold, or given you an **illegal drug on school property**?
- A. Yes
 - B. No
- The next 8 questions ask about sexual behavior.**
61. Have you ever had sexual intercourse?
- A. Yes
 - B. No
62. How old were you when you had sexual intercourse for the first time?
- A. I have never had sexual intercourse
 - B. 11 years old or younger
 - C. 12 years old
 - D. 13 years old
 - E. 14 years old
 - F. 15 years old
 - G. 16 years old
 - H. 17 years old or older
63. During your life, with how many people have you had sexual intercourse?
- A. I have never had sexual intercourse
 - B. 1 person
 - C. 2 people
 - D. 3 people
 - E. 4 people
 - F. 5 people
 - G. 6 or more people
64. During the past 3 months, with how many people did you have sexual intercourse?
- A. I have never had sexual intercourse
 - B. I have had sexual intercourse, but not during the past 3 months
 - C. 1 person
 - D. 2 people
 - E. 3 people
 - F. 4 people
 - G. 5 people
 - H. 6 or more people
65. Did you drink alcohol or use drugs before you had sexual intercourse the **last time**?
- A. I have never had sexual intercourse
 - B. Yes
 - C. No
66. The **last time** you had sexual intercourse, did you or your partner use a condom?
- A. I have never had sexual intercourse
 - B. Yes
 - C. No

67. The **last time** you had sexual intercourse, what **one** method did you or your partner use to **prevent pregnancy**? (Select only **one** response.)
- A. I have never had sexual intercourse
 - B. No method was used to prevent pregnancy
 - C. Birth control pills
 - D. Condoms
 - E. Depo-Provera (injectable birth control)
 - F. Withdrawal
 - G. Some other method
 - H. Not sure
68. How many times have you been pregnant or gotten someone pregnant?
- A. 0 times
 - B. 1 time
 - C. 2 or more times
 - D. Not sure
- The next 7 questions ask about body weight.**
69. How do you describe your weight?
- A. Very underweight
 - B. Slightly underweight
 - C. About the right weight
 - D. Slightly overweight
 - E. Very overweight
70. Which of the following are you trying to do about your weight?
- A. **Lose** weight
 - B. **Gain** weight
 - C. **Stay** the same weight
 - D. I am **not trying to do anything** about my weight
71. During the past 30 days, did you **exercise** to lose weight or to keep from gaining weight?
- A. Yes
 - B. No
72. During the past 30 days, did you eat **less food, fewer calories, or foods low in fat** to lose weight or to keep from gaining weight?
- A. Yes
 - B. No
73. During the past 30 days, did you go **without eating for 24 hours or more** (also called fasting) to lose weight or to keep from gaining weight?
- A. Yes
 - B. No
74. During the past 30 days, did you **take any diet pills, powders, or liquids** without a doctor's advice to lose weight or to keep from gaining weight? (Do **not** include meal replacement products such as Slim Fast.)
- A. Yes
 - B. No
75. During the past 30 days, did you **vomit or take laxatives** to lose weight or to keep from gaining weight?
- A. Yes
 - B. No

The next 7 questions ask about food you ate or drank during the past 7 days. Think about all the meals and snacks you had from the time you got up until you went to bed. Be sure to include food you ate at home, at school, at restaurants, or anywhere else.

76. During the past 7 days, how many times did you drink **100% fruit juices** such as orange juice, apple juice, or grape juice? (Do **not** count punch, Kool-Aid, sports drinks, or other fruit-flavored drinks.)
- A. I did not drink 100% fruit juice during the past 7 days
 - B. 1 to 3 times during the past 7 days
 - C. 4 to 6 times during the past 7 days
 - D. 1 time per day
 - E. 2 times per day
 - F. 3 times per day
 - G. 4 or more times per day
77. During the past 7 days, how many times did you eat **fruit**? (Do **not** count fruit juice.)
- A. I did not eat fruit during the past 7 days
 - B. 1 to 3 times during the past 7 days
 - C. 4 to 6 times during the past 7 days
 - D. 1 time per day
 - E. 2 times per day
 - F. 3 times per day
 - G. 4 or more times per day
78. During the past 7 days, how many times did you eat **green salad**?
- A. I did not eat green salad during the past 7 days
 - B. 1 to 3 times during the past 7 days
 - C. 4 to 6 times during the past 7 days
 - D. 1 time per day
 - E. 2 times per day
 - F. 3 times per day
 - G. 4 or more times per day
79. During the past 7 days, how many times did you eat **potatoes**? (Do **not** count french fries, fried potatoes, or potato chips.)
- A. I did not eat potatoes during the past 7 days
 - B. 1 to 3 times during the past 7 days
 - C. 4 to 6 times during the past 7 days
 - D. 1 time per day
 - E. 2 times per day
 - F. 3 times per day
 - G. 4 or more times per day
80. During the past 7 days, how many times did you eat **carrots**?
- A. I did not eat carrots during the past 7 days
 - B. 1 to 3 times during the past 7 days
 - C. 4 to 6 times during the past 7 days
 - D. 1 time per day
 - E. 2 times per day
 - F. 3 times per day
 - G. 4 or more times per day

81. During the past 7 days, how many times did you eat **other vegetables**? (Do **not** count green salad, potatoes, or carrots.)
- A. I did not eat other vegetables during the past 7 days
 - B. 1 to 3 times during the past 7 days
 - C. 4 to 6 times during the past 7 days
 - D. 1 time per day
 - E. 2 times per day
 - F. 3 times per day
 - G. 4 or more times per day
82. During the past 7 days, how many **glasses of milk** did you drink? (Include the milk you drank in a glass or cup, from a carton, or with cereal. Count the half pint of milk served at school as equal to one glass.)
- A. I did not drink milk during the past 7 days
 - B. 1 to 3 glasses during the past 7 days
 - C. 4 to 6 glasses during the past 7 days
 - D. 1 glass per day
 - E. 2 glasses per day
 - F. 3 glasses per day
 - G. 4 or more glasses per day

The next 7 questions ask about physical activity.

83. On how many of the past 7 days did you exercise or participate in physical activity for **at least 20 minutes that made you sweat and breathe hard**, such as basketball, soccer, running, swimming laps, fast bicycling, fast dancing, or similar aerobic activities?
- A. 0 days
 - B. 1 day
 - C. 2 days
 - D. 3 days
 - E. 4 days
 - F. 5 days
 - G. 6 days
 - H. 7 days
84. On how many of the past 7 days did you participate in physical activity for **at least 30 minutes** that did **not** make you sweat or breathe hard, such as fast walking, slow bicycling, skating, pushing a lawn mower, or mopping floors?
- A. 0 days
 - B. 1 day
 - C. 2 days
 - D. 3 days
 - E. 4 days
 - F. 5 days
 - G. 6 days
 - H. 7 days

85. On how many of the past 7 days did you do exercises to **strengthen or tone your muscles**, such as push-ups, sit-ups, or weight lifting?
- A. 0 days
 - B. 1 day
 - C. 2 days
 - D. 3 days
 - E. 4 days
 - F. 5 days
 - G. 6 days
 - H. 7 days
86. On an average school day, how many hours do you watch TV?
- A. I do not watch TV on an average school day
 - B. Less than 1 hour per day
 - C. 1 hour per day
 - D. 2 hours per day
 - E. 3 hours per day
 - F. 4 hours per day
 - G. 5 or more hours per day
87. In an average week when you are in school, on how many days do you go to physical education (PE) classes?
- A. 0 days
 - B. 1 day
 - C. 2 days
 - D. 3 days
 - E. 4 days
 - F. 5 days
88. During an average physical education (PE) class, how many minutes do you spend actually exercising or playing sports?
- A. I do not take PE
 - B. Less than 10 minutes
 - C. 10 to 20 minutes
 - D. 21 to 30 minutes
 - E. 31 to 40 minutes
 - F. 41 to 50 minutes
 - G. 51 to 60 minutes
 - H. More than 60 minutes
89. During the past 12 months, on how many sports teams did you play? (Include any teams run by your school or community groups.)
- A. 0 teams
 - B. 1 team
 - C. 2 teams
 - D. 3 or more teams
- The next question asks about AIDS education.**
90. Have you ever been taught about AIDS or HIV infection in school?
- A. Yes
 - B. No
 - C. Not sure
- The next 9 questions are general items about you.**
91. How often does one of your parents talk with you about what you are doing in school?
- A. Never
 - B. Less than once a month
 - C. About once or twice a month
 - D. About once or twice a week
 - E. About every day
92. My teachers really care about me and give me a lot of encouragement.
- A. Strongly agree
 - B. Agree
 - C. Not sure
 - D. Disagree
 - E. Strongly disagree

93. Besides your parents, how many adults would you feel comfortable seeking help from if you had an important question affecting your life?
- A. None
 - B. 1 adult
 - C. 2 adults
 - D. 3 adults
 - E. 4 adults
 - F. 5 or more adults
 - G. Not sure
94. During an average week, how many hours do you spend helping other people without getting paid (such as helping elders or neighbors, watching young children, tutoring, helping out at a hospital, clinic, youth program, local agency, or doing other things) to make your community a better place for people to live?
- A. 0 hours
 - B. 1 hour
 - C. 2 hours
 - D. 3 to 5 hours
 - E. 6 to 10 hours
 - F. 11 or more hours
95. On how many of the past 7 days did you take part in organized after school, evening, or weekend activities (such as school clubs, community center groups, music/art/dance lessons, drama, church, cultural or other supervised activities)?
- A. 0 days
 - B. 1 day
 - C. 2 days
 - D. 3 days
 - E. 4 days
 - F. 5 days
 - G. 6 days
 - H. 7 days
96. I feel alone in my life.
- A. Strongly agree
 - B. Agree
 - C. Not sure
 - D. Disagree
 - E. Strongly disagree
97. In my community, I feel like I matter to people.
- A. Strongly agree
 - B. Agree
 - C. Not sure
 - D. Disagree
 - E. Strongly disagree
98. My school has clear rules and consequences for behavior.
- A. Strongly agree
 - B. Agree
 - C. Not sure
 - D. Disagree
 - E. Strongly disagree
99. During the school year, how many hours per week do you work at a part-time job?
- A. 0 hours
 - B. 1 to 4 hours
 - C. 5 to 11 hours
 - D. 12 to 20 hours
 - E. 20 or more hours

**This is the end of the survey.
Thank you very much for your
help.**

This document was printed with federal funds from the Department of Education's cooperative agreement with the Division of Adolescent and School Health, Centers for Disease Control and Prevention, Cooperative Agreement No. U87/CCU022597-01. It was printed in Anchorage, Alaska at a cost of \$3.96 per copy.

rehabilitating juveniles to make them productive citizens, and imposing state tort liability for harm caused by released juveniles would have distorted this balance; likewise the policy of preventing future harm was not obviously going to be served by imposing a

duty, given that AS 47.12.010(b) limited commitment and re-commitment periods of time, and there was no clear correlation between the length of commitment and the rate of recidivism. *State v. Sandsness*, 72 P.3d 299 (Alaska 2003).

Sec. 47.12.020. Jurisdiction. Proceedings relating to a minor under 18 years of age residing or found in the state are governed by this chapter, except as otherwise provided in this chapter, when the minor is alleged to be or may be determined by a court to be a delinquent minor as a result of violating a criminal law of the state or a municipality of the state. (§ 46 ch 59 SLA 1996)

NOTES TO DECISIONS

Quoted in *Nao v. State*, 953 P.2d 522 (Alaska Ct. App. 1998).

Collateral references. — Homicide by juvenile as within jurisdiction of juvenile court, 48 ALR2d 662.

Age of child at time of alleged offense or delinquency, or at time legal proceedings are commenced, as criterion of jurisdiction of juvenile court, 89 ALR2d 506.

Truancy as indicative of delinquency or incorrigibility, justifying commitment of infant or juvenile. 5 ALR4th 1211, § 7.

Sec. 47.12.030. Provisions inapplicable. (a) When a minor who was at least 16 years of age at the time of the offense is charged by complaint, information, or indictment with an offense specified in this subsection, this chapter and the Alaska Delinquency Rules do not apply to the offense for which the minor is charged or to any additional offenses joinable to it under the applicable rules of court governing criminal procedure. The minor shall be charged, held, released on bail, prosecuted, sentenced, and incarcerated in the same manner as an adult. If the minor is convicted of an offense other than an offense specified in this subsection, the minor may attempt to prove, by a preponderance of the evidence, that the minor is amenable to treatment under this chapter. If the court finds that the minor is amenable to treatment under this chapter, the minor shall be treated as though the charges had been heard under this chapter, and the court shall order disposition of the charges of which the minor is convicted under AS 47.12.120(b). The provisions of this subsection apply when the minor is charged by complaint, information, or indictment with an offense

(1) that is an unclassified felony or a class A felony and the felony is a crime against a person;

(2) of arson in the first degree; or

(3) that is a class B felony and the felony is a crime against a person in which the minor is alleged to have used a deadly weapon in the commission of the offense and the minor was previously adjudicated as a delinquent or convicted as an adult, in this or another jurisdiction, as a result of an offense that involved use of a deadly weapon in the commission of a crime against a person or an offense in another jurisdiction having elements substantially identical to those of a crime against a person, and the previous offense was punishable as a felony; in this paragraph, "deadly weapon" has the meaning given in AS 11.81.900(b).

(b) When a minor is accused of violating a statute specified in this subsection, other than a statute the violation of which is a felony, this chapter and the Alaska Delinquency Rules do not apply and the minor accused of the offense shall be charged, prosecuted, and sentenced in the district court in the same manner as an adult; if a minor is charged, prosecuted, and sentenced for an offense under this subsection, the minor's parent, guardian, or legal custodian shall be present at all proceedings; the provisions of this subsection apply when a minor is accused of violating

- (1) a traffic statute or regulation, or a traffic ordinance or regulation of a municipality;
 - (2) AS 11.76.105, relating to the possession of tobacco by a person under 19 years of age;
 - (3) a fish and game statute or regulation under AS 16;
 - (4) a parks and recreational facilities statute or regulation under AS 41.21;
 - (5) AS 04.16.050, relating to possession, control, or consumption of alcohol, except for conduct constituting habitual minor consuming or in possession or control under AS 04.16.050(d); and
 - (6) a municipal curfew ordinance, whether adopted under AS 29.35.085 or otherwise, unless the municipality provides for enforcement of its ordinance under AS 29.25.070(b) by the municipality; in place of any fine imposed for the violation of a municipal curfew ordinance, the court shall allow a defendant the option of performing community work; the value of the community work, which may not be lower than the amount of the fine, shall be determined under AS 12.55.055(c); in this paragraph, "community work" includes the work described in AS 12.55.055(b) or work that, on the recommendation of the municipal or borough assembly, city council, or traditional village council of the defendant's place of residence, would benefit persons within the municipality or village who are elderly or disabled.
- (c) The provisions of AS 47.12.010 — 47.12.260 and the Alaska Delinquency Rules do not apply to driver's license proceedings under AS 28.15.185; the court shall impose a driver's license revocation under AS 28.15.185 in the same manner as adult driver's license revocations, except that a parent or legal guardian shall be present at all proceedings. (§ 46 ch 59 SLA 1996; am § 2 ch 72 SLA 1997; am § 1 ch 9 SLA 1998; am § 16 ch 107 SLA 1998; am § 15 ch 65 SLA 2001)

Effect of amendments. — The 1997 amendment, effective September 9, 1997, added paragraph (b)(6) and made related stylistic changes.

The first 1998 amendment, effective July 7, 1998, added paragraph (a)(3) and made related stylistic changes.

The second 1998 amendment, effective July 1, 1998, rewrote the introductory language in subsection (a).

The 2001 amendment, effective July 4, 2001, added the exception in paragraph (b)(5).

Editor's notes. — Section 57, ch. 107, SLA 1998 provides that the 1998 amendments to subsection (a), made in § 16, ch. 107, SLA 1998, apply to offenses committed on or after July 1, 1998. Also, § 2, ch. 9, 1998 provides that paragraph (a)(3), added by § 1, ch. 9, SLA 1998, applies to offenses committed on or after July 7, 1998, but that references in (a)(3) to previous adjudications or convictions include offenses committed on, before, or after July 7, 1998.

NOTES TO DECISIONS

Constitutionality. — Subsection (a), placing the burden on defendant to prove his amenability to juvenile treatment, does not violate the equal protection and due process clauses of the Alaska Constitution. *Wilson v. State*, 967 P.2d 98 (Alaska Ct. App. 1998).

Constitutionality of criminal penalties faced by 16- and 17-year-olds. — Enactment of the provision changing criminal penalties faced by 16- and 17-year-olds for certain criminal acts did not violate Alaska Const., art. IV, § 15 since it did not alter the Delinquency Rules but, rather, it redefined the coverage of the delinquency law. *Nao v. State*, 953 P.2d 522 (Alaska Ct. App. 1998).

Rehabilitation, rather than punishment, is the express purpose of juvenile jurisdiction. Mere confinement without treatment does not contribute to the goal of rehabilitation; such confinement constitutes cruel and unusual punishment. *Rust v. State*, 582 P.2d 134 (Alaska 1978) (decided under AS 47.10.010).

Principal precept behind children's court concept is that a person under 18 years of age does not have mature judgment and may not fully realize the

consequences of his acts, and that therefore he should not generally have to bear the stigma of a criminal conviction for the rest of his life. *P.H. v. State*, 504 P.2d 837 (Alaska 1972) (decided under AS 47.10.010).

The phrase "under 18 years of age" refers to the age of the accused person at the time of the alleged offense. *P.H. v. State*, 504 P.2d 837 (Alaska 1972) (decided under AS 47.10.010).

Jurisdiction dependent upon age of offender at time of act. — Juvenile jurisdiction of the superior court in delinquency proceedings is dependent upon the age of the offender at the time of the delinquent acts. *Henson v. State*, 576 P.2d 1352 (Alaska 1978) (decided under AS 47.10.010).

Child is exempt from criminal prosecution until children's court waives jurisdiction. — From the moment a child commits an offense he is exempt from criminal prosecution until the children's court properly waives its jurisdiction. *P.H. v. State*, 504 P.2d 837 (Alaska 1972) (decided under AS 47.10.010).

Deferring action against child until 18th birthday would frustrate purpose of juvenile courts. — To allow officials charged with the execu-

tion of the law to prosecute a child merely by delinquency at 18th birthday would frustrate the purpose of the law. *P.H. v. State*, (decided under AS 47.10.010).

Serious constitutional nature of the proceeding to depend on the enforcement officials. *Alaska 1972* (decided under AS 47.10.010).

When person over 18 With respect to penal proceedings, a person who has reached that particular day or not. *State v. Linz* (decided under AS 47.10.010).

"Delinquent" status conviction but upon proof of acts which would have been committed by an adult. *Rust v. State*, (decided under AS 47.10.010).

One who committed crime when he had been previously a minor and the court has jurisdiction over him until age 18. *P.2d 1352 (Alaska 1976)* (decided under AS 47.10.010).

Former AS 17.12.110 Former AS 17.12.110(d) person who, while under 18, controls or uses any amount of alcohol. *State v. Rust*, 645 P.2d 1229 (Alaska 1992) (decided under AS 47.10.010).

State may interfere with parental rights children in need of aid alleged to be in need of aid from home and foster home. *State v. Rust*, 547 P.2d 827 (Alaska 1976) (decided under AS 47.10.010).

Interests to be protected guarding children in need of aid. *State v. Rust*, 547 P.2d 827 (Alaska 1976) (decided under AS 47.10.010).

Means chosen by the state are closely and substantially related to the proper government interest. *State v. Rust*, 547 P.2d 827 (Alaska 1976) (decided under AS 47.10.010).

The purpose of the supervision contemplated by the court is the need of supervision and its predecessor noncriminal integration of the child into the family. *L.A.M. v. State*, 547 P.2d 827 (Alaska 1976) (decided under AS 47.10.010).

Burden of proving amenability as juvenile. — Where a person is found guilty of a felony, it is ultimately found guilty provision imposing on the person that he or she is amenable to the law does not violate the equal

HB

91

LEGAL SERVICES

DIVISION OF LEGAL AND RESEARCH SERVICES
LEGISLATIVE AFFAIRS AGENCY
STATE OF ALASKA

(907) 465-3867 or 465-2450
FAX (907) 465-2029
Mail Stop 3101

State Capitol
Juneau, Alaska 99801-1182
Deliveries to: 129 6th St., Rm. 329

MEMORANDUM

March 23, 2005

SUBJECT: Proposed Conceptual Amendment to HB 91 Regarding Sex Offender Registration (Work Order No. 24-LS0098A)

TO: Representative Lesil McGuire
Attn: Vanessa Tondini

FROM: Gerald P. Luckhaupt *GPL*
Legislative Counsel

Vanessa informed me that the Judiciary Committee considered a conceptual amendment to HB 91 to require sex offender registration for persons convicted of the new form of indecent exposure in the first degree in this bill. HB 91 adds a new paragraph to AS 11.41.458(a). That new paragraph aggravates indecent exposure in the second degree to a first degree offense under AS 11.41.458(a) if the offender has a previous conviction for indecent exposure. Sex offender registration is already required under current law for persons who commit indecent exposure in the first degree. See AS 12.63.100(6)(C)(3). Therefore, I cannot see a reason for the amendment as current law provides what the conceptual amendment intended.

If I misunderstood the amendment or if you have further questions, please contact me at your convenience.

GPL:med
05-208.med

ALASKA STATE HOUSE OF REPRESENTATIVES

**Contact:**

Interim Address:

3340 Badger Road
North Pole, AK 99705
(907)-488-5725
Fax# (907)-488-4271

Session

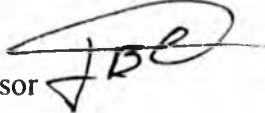
(907)-465-3719
FAX# (907)-465-3258
State Capitol
Room 204

REPRESENTATIVE JOHN COGHILL

MEMORANDUM

Date: March 9, 2005

To: Representative Resil McGuire, Chair
House Judiciary Committee

From: Representative John Coghill, Bill Sponsor 

Re: HB 91 Indecent Exposure

I would like to request that HB 91, "An Act relating to indecent exposure", be scheduled for a hearing on March 23rd to accommodate the person who brought this issue to my attention.

I have attached the sponsor statement and a letter of support from the Alaska Peace Officers Association.

Thank you for your consideration.

ALASKA STATE HOUSE OF REPRESENTATIVES

Interim Address:
3340 Badger Road
North Pole, AK 99705
(907)-488-5725
Fax# (907)-488-4271



Session Contact:
(907)-465-3719
FAX# (907)-465-3258
State Capitol
Room 204

REPRESENTATIVE JOHN COGHILL

SPONSOR STATEMENT

HB 91 Indecent Exposure Within Sight of Persons Under Sixteen

Several young girls in Delta Junction were subjected to a man exposing himself to them in the parking lot of a local store last summer. He was apprehended and arrested. In a background check it was reported that he had a prior conviction of a similar incident in Arizona. A customer noticed the man following a little six-year-old girl and began to follow him. He followed the girl to the toy section and pulled his pants down. The customer contacted store officials, the police were called, and the man was arrested. The police report stated he matched the description of a man reported for the same activity several times but they could never catch him.

In the Delta Junction incident, the local magistrate charged him with three felonies but because of the circumstances, he could not be convicted of a felony. He plea-bargained down to one misdemeanor.

Children are more vulnerable and innocent than adults and children fall prey to sex offender more easily than adults. This legislation makes repeat convictions of indecent exposure within the observation of a person under the age of sixteen a felony.

ALASKA PEACE OFFICERS ASSOCIATION

P.O. Box 240106 Anchorage, Alaska 99524-0106 Phone (907) 277-0515 Fax (907) 272-5355

February 11, 2005

Business ManagerJoseph Young
Anchorage**Board of Directors**Angella Long, President
WasillaJohn Lucking, Vice President
SoldotnaLeo Brandien, Past President
AnchorageKim Wannamaker, Member
Kenai
Pres. Kenai ChapterDan French, Member
Anchorage
Pres. Anchorage ChapterTeena Calkin, Member
Palmer
Pres. Mat-Su ChapterWarren Tanner, Member
Fairbanks
Pres. Farthest North ChapterTroy Wilson, Member
Juneau
Pres. Capital City ChapterJohn Jepson, Member
Ketchikan
Pres. First City ChapterLisa Shield, Member
Unalaska
Pres. Aleutian Islands ChapterThecla LaLonde, Member
Wrangell
Pres. Wrangell ChapterRepresentative John Coghill
House of Representatives
State Capitol
Juneau AK 99801-1182

Dear Representative Coghill:

On behalf of the Alaska Peace Officers Association (APOA), I would like to thank you for introducing House Bill 91, relating to indecent exposure.

The APOA State Board and Legislative Committee recently reviewed this proposed legislation and decided to unanimously support this bill.

This bill addresses the indecent exposure law and allows for a repeat offender to be charged more seriously based on previous convictions for this or similar crimes in another jurisdiction. In many cases, sexual offenders start out committing the crime of indecent exposure and progress to more serious sexual offenses. This legislation targets that progression by considering previous convictions.

Thank you for addressing this issue. Please contact the APOA office in Anchorage at 277-0515 if there is anything our organization can do to assist in the passage of this bill.

Sincerely,


Angella Long
State President

FISCAL NOTE

STATE OF ALASKA
2005 LEGISLATIVE SESSION

Fiscal Note Number: _____
 Bill Version: HB 91
 () Publish Date: _____

Revision Date/Time (Note if correction): _____ Dept. Affected: _____
 Title Indecent Exposure to Minors BRU Alaska Court System
 Component Trial Courts
 Sponsor Representative Coghill
 Requester _____ Component No. 768

Expenditures/Revenues (Thousands of Dollars)

Note: Amounts do not include inflation unless otherwise noted below.

OPERATING EXPENDITURES	FY 2006	FY 2007	FY 2008	FY 2009	FY 2010	FY 2011
Personal Services						
Travel						
Contractual						
Supplies						
Equipment						
Land & Structures						
Grants & Claims						
Miscellaneous						
TOTAL OPERATING	0.0	0.0	0.0	0.0	0.0	0.0

CAPITAL EXPENDITURES						
-----------------------------	--	--	--	--	--	--

CHANGE IN REVENUES ()						
-------------------------------	--	--	--	--	--	--

FUND SOURCE (Thousands of Dollars)

1002 Federal Receipts						
1003 GF Match						
1004 GF						
1005 GF/Program Receipts						
1037 GF/Mental Health						
Other (Specify Type--Do not abbreviate)						
TOTAL	0.0	0.0	0.0	0.0	0.0	0.0

Estimate of any current year (FY2005) cost: 0.0

Mark this box (X) if funding for this bill is included in the Governor's FY 2006 budget proposal:

POSITIONS

Full-time						
Part-time						
Temporary						

ANALYSIS: (Attach a separate page if necessary)

The court system does not anticipate any fiscal impact from the passage of HB 91.

Prepared by: Douglas Wooliver, Administrative Attorney Phone 463-4750
 Division: Alaska Court System Date/Time 3/17/05 3:05 PM
 Approved by: Doug Wooliver for Stephanie Cole, Administrative Director Date 3/17/2005
 Agency: Alaska Court System

FISCAL NOTE

STATE OF ALASKA
2005 LEGISLATIVE SESSION

Fiscal Note Number: _____
 Bill Version: HB 91
 () Publish Date: _____

Revision Date/Time (Note if correction): _____ Dept. Affected: Administration
 Title: An Act relating to indecent exposure RDU: Legal and Advocacy Services
 Component: Public Defender Agency
 Sponsor: Rep. Coghill
 Requester: House Judiciary Component No.: 1631

Expenditures/Revenues (Thousands of Dollars)

Note: Amounts do not include inflation unless otherwise noted below.

OPERATING EXPENDITURES	FY 2006	FY 2007	FY 2008	FY 2009	FY 2010	FY 2011
Personal Services	0.0	0.0	0.0	0.0	0.0	0.0
Travel						
Contractual						
Supplies						
Equipment						
Land & Structures						
Grants & Claims						
Miscellaneous						
TOTAL OPERATING	0.0	0.0	0.0	0.0	0.0	0.0

CAPITAL EXPENDITURES						
-----------------------------	--	--	--	--	--	--

CHANGE IN REVENUES ()						
-------------------------------	--	--	--	--	--	--

FUND SOURCE (Thousands of Dollars)

1002 Federal Receipts						
1003 GF Match						
1004 GF	0.0	0.0	0.0	0.0	0.0	0.0
1005 GF/Program Receipts						
1037 GF/Mental Health						
Other (Specify Type--Do not abbreviate)						
TOTAL	0.0	0.0	0.0	0.0	0.0	0.0

Estimate of any current year (FY2005) cost: 0.0

Mark this box (X) if funding for this bill is included in the Governor's FY 2006 budget proposal:

POSITIONS

Full-time						
Part-time						
Temporary						

ANALYSIS: (Attach a separate page if necessary)

This bill amends the crime of indecent exposure in the first degree, a class C felony offense, to include when an offender commits indecent exposure in the second degree (a class A misdemeanor) and has been previously convicted for it in this state or by a similar law from another jurisdiction. The Agency does not handle a significant number of second degree indecent exposure charges, therefore, if this bill were enacted, it is not expected to have a significant fiscal impact on the operations of the Agency.

Prepared by: Linda K. Wilson, Deputy Director Phone: (907)334-4416
 Division: Public Defender Agency Date/Time: 3/21/05 8:41 AM
 Approved by: Michael Tibbles, Deputy Commissioner Date: 3/21/2005
 Agency: Department of Administration

FISCAL NOTE

STATE OF ALASKA
2005 LEGISLATIVE SESSION

Fiscal Note Number: _____
 Bill Version: HB091-LAW-CDCO-3-22
 () Publish Date: _____

Revision Date/Time (Note if correction): _____ Dept. Affected: LAW
 Title "An Act relating to indecent exposure." RDU CRIMINAL
 Component Criminal Justice Litigation
 Sponsor Representative Coghill
 Requester House Judiciary Component No. _____

Expenditures/Revenues (Thousands of Dollars)

Note: Amounts do not include inflation unless otherwise noted below.

OPERATING EXPENDITURES	FY 2006	FY 2007	FY 2008	FY 2009	FY 2010	FY 2011
Personal Services						
Travel						
Contractual						
Supplies						
Equipment						
Land & Structures						
Grants & Claims						
Miscellaneous						
TOTAL OPERATING	0.0	0.0	0.0	0.0	0.0	0.0

CAPITAL EXPENDITURES						
-----------------------------	--	--	--	--	--	--

CHANGE IN REVENUES ()						
-------------------------------	--	--	--	--	--	--

FUND SOURCE (Thousands of Dollars)

1002 Federal Receipts						
1003 GF Match						
1004 GF						
1005 GF/Program Receipts						
1037 GF/Mental Health						
Other (Specify Type--Do not abbreviate)						
TOTAL	0.0	0.0	0.0	0.0	0.0	0.0

Estimate of any current year (FY2005) cost: 0.0

Mark this box (X) if funding for this bill is included in the Governor's FY 2006 budget proposal:

POSITIONS

Full-time						
Part-time						
Temporary						

ANALYSIS: (Attach a separate page if necessary)

This bill amends AS 11.41.458(a) (Offenses Against the Person - Indecent exposure in the first degree) by including in the list of offenses that constitute indecent exposure in the first degree, an offense of indecent exposure in the second degree when the offender has a previous conviction of indecent exposure in the second degree.

Passage of this legislation will have no fiscal impact on the Department of Law.

Prepared by: Kathryn Daughhete, Director Phone 465-3673
 Division Administrative Services Division Date/Time 3/22/05 2:40 PM
 Approved by: K. Daughhete for Scott Nordstrand, Acting Attorney General Date 3/22/2005
 Agency Department of Law