

ALASKA LEGISLATURE COMMITTEE FILES 2001-2002 8672

10586 SENATE JUDICIARY

Universal Service Fund						
Estimated Annual Support Amounts Based on Projections for 1st Quarter, 2002 (all numbers in \$)						
State	Non-Rural Companies			Rural Companies		Total High Cost Annualized Projected Support
	High Cost Model Support **	Hold-Harmless Support **	LTS **	Interstate Access Support **	HCL, LSS, and LTS Support **	
AK	0	0	0	0	74,883,248	74,883,248
AL	43,124,310	0	0	16,531,404	28,538,156	88,685,248
AR	0	0	0	6,439,884	71,210,316	77,650,200
AS	0	0	0	0	212,412	212,412
AZ	0	0	0	15,781,412	38,105,564	57,605,580
CA	0	0	4,882,424	26,685,588	45,516,000	82,482,120
CO	0	0	0	15,942,886	48,472,616	82,415,312
CT	0	0	0	682,056	948,036	1,630,092
DC	0	0	0	0	0	0
DE	0	0	0	379,020	0	379,020
FL	0	0	0	52,401,768	21,418,128	92,717,088
GA	0	0	0	11,637,740	85,177,236	97,059,482
GU	0	0	0	0	2,020,320	2,020,320
HI	0	0	0	2,341,236	3,180,796	5,530,032
IA	0	0	0	0	31,277,544	31,277,544
ID	0	0	0	0	30,052,404	30,052,404
IL	0	0	0	11,057,892	29,652,000	42,380,228
IN	0	0	0	21,069,408	19,618,920	43,303,032
KS	0	0	0	3,253,488	75,574,612	84,721,320
KY	2,580,326	0	0	13,183,420	29,565,936	45,924,218
LA	0	0	0	10,364,328	70,437,684	80,802,192
MA	0	0	0	153,452	944,388	1,077,840
MD	0	0	0	3,620,592	745,682	4,385,284
ME	5,420,882	0	0	672,948	21,370,464	27,463,394
MI	0	0	0	140,604	41,034,228	41,174,832
MN	0	0	0	0	54,887,040	54,887,040
MO	0	2,334,146	0	9,322,290	53,370,168	71,223,038
MP	0	0	0	0	3,266,476	3,266,476
MS	101,362,930	0	0	11,300,616	26,784,656	139,458,202
MT	10,587,567	0	0	251,160	47,810,376	59,025,339
NC	0	5,594,399	2,508,080	12,357,360	25,724,288	46,182,107
ND	0	0	0	898,258	26,896,368	27,594,624
NE	0	0	0	0	24,914,364	24,914,364
NH	0	0	0	1,876,764	7,504,860	9,381,624
NJ	0	0	0	4,472,888	1,217,738	6,028,536
NM	0	0	0	2,939,976	35,232,482	43,069,272
NV	0	0	0	4,131,396	14,471,678	22,391,888
NY	0	0	0	15,628,700	36,900,240	58,624,076
OH	0	0	108,252	7,820,852	17,455,932	33,069,504
OK	0	0	0	4,812,132	71,295,888	78,108,020
OR	0	0	0	20,986,572	41,769,860	85,201,244
PA	0	0	0	3,022,680	22,737,816	35,986,118
PR	0	2,679,481	101,197,458	0	0	103,876,939
RI	0	0	0	91,824	0	91,824
SC	0	0	0	15,024,624	41,857,712	58,186,148
SD	0	0	0	73,752	27,985,858	28,059,708
TN	0	0	0	4,956,204	34,359,780	42,218,880
TX	0	19,242,944	0	24,481,644	132,368,832	180,619,318
UT	0	0	0	1,425,468	12,918,384	15,316,008
VA	0	0	0	47,152,178	11,972,520	64,985,220
VT	0	0	0	0	25,677,852	25,677,852
VT	8,182,260	0	0	2,023,776	12,859,224	24,045,260
WA	0	0	0	21,443,904	48,894,500	70,198,364
WI	0	0	0	2,342,844	58,301,964	60,883,104
WV	25,606,977	0	0	11,425,116	28,862,520	71,918,453
WY	8,876,081	0	0	5,898,308	24,288,480	39,320,753
Total	207,020,513	25,850,080	108,674,215	448,051,732	1,730,490,828	2,674,206,688

** Estimates based on revised cost estimates generated by the model using year-end 2000 line count data and adjusted to reflect the quarterly line counts filed by non-rural carriers on 8/30/01.
 *** Estimates based on USAC's projections for the first quarter of 2002, filed on 11/2/01.



ARECA

Alaska's Electric Association
"Electric Service for 556,000 Alaskans"

February 27, 2002

Honorable Eldon Mulder
Cochairman, House Finance Committee
Alaska State Legislature
Juneau, Alaska

Subject: RCA Sunset Review, HB 333

Dear Representative Mulder

As you know, ARECA and its electric utilities throughout Alaska do not agree that the RCA Sunset should be extended through June 2006 as would happen under HB 333. Our position has been carefully considered. ARECA supported the reconstitution of the old APUC into the present RCA. We participated in that process of change even in the face of those that cautioned against such change. We were even consulted on the composition of the new Commissioners and are largely supportive of the professional attitude that they have brought to the agency.

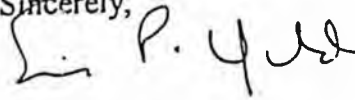
Despite these positive changes, we still have serious problems with the pace with which the regulatory process creeps forward. The transformation from the APUC to the RCA came with the legislature authorizing nine new positions with which to speed up the regulatory process. The RCA inherited a 700 case backlog from the old commission and these new positions appeared warranted. We were heartened to see that the new RCA was making a concerted effort to reduce that backlog in the face of new cases being introduced. But their effort has lagged and the time required to get important cases through the process continues to be slow and cumbersome. Last year the legislature authorized five additional new positions for the RCA to speed up the process. Nevertheless, according to correspondence to me from Commissioner Thompson on January 9, 2002, the RCA has closed 556 cases since the inception of the RCA but opened 464 new cases, presumably resulting in a present case backlog of 608 cases. Fourteen new positions have resulted in a 13 percent caseload reduction. What this really means is that the regulatory process is still broken and must be fixed. The present process costs the electric utility industry much time and much money to run the regulatory gauntlet.

We would very much like to see a meaningful immediate effort to identify changes that can be made to the regulatory process. In our opinion, this will not take place if we allow a four-

year sunset review. We also understand, however, that the one-year sunset originally supported by the electric utility industry may not be sufficient to allow comprehensive assessment of the situation. Commissioner Thompson has committed to an annual review before the legislature and has further committed to an informal "bench and bar" session to be conducted every other month with the regulated industry. We feel that both of these efforts will help identify ways to streamline the process, but believe that this will be further facilitated by a legislative oversight that would extend the RCA sunset through June 2004 rather than the four years called for in HB 333. We strongly believe that the process must be streamlined and hope that you will support a two-year conditional extension as called for in the amended ARECA Resolution 2 -19 (Attached).

We would like to have a good regulatory process and feel that this can be accomplished if the industry, legislature, and the RCA will work toward that end.

Sincerely,



Eric P. Yould
Executive Director

CC: ARECA Managers and Board of Directors
Commissioner Thompson, RCA

Regulatory Commission of Alaska Annual Reports

RCA Home Page

[2000](#) [1999](#) [1998](#) [1997](#)

[Annual Report](#) | [Statistical Information](#)

Fiscal Year 2001



Photo by Mark S. McCready
courtesy of Alaska Power & Telephone Company

*Regulatory Commission of Alaska**2001 Annual Report - Statistical Section***Table of Contents****List of Certificated Entities****Areas Served by Certificated Utilities****Financial Information for Fully Regulated Utilities****Rate Changes Granted**

- * **Rate Changes Granted to Pipeline Carriers**
- * **Rate Changes Granted to Regulated Utilities**

Electric Utilities

- * **Electric Utilities Certificated**
- * **Gross Operating Revenues**
- * **2000 Kilowatt-Hour Sales-Regulated Electric Utilities**
- * **Sample Monthly Residential Electric Rates**
- * **Power Cost Equalization**

Gas Utilities

- * **Gas Utilities Certificated**
- * **Gross Operating Revenues**
- * **Sample Monthly Residential Gas Rates**

Refuse Utilities

- * **Refuse Utilities Certificated**
- * **Gross Operating Revenues**
- * **Sample Monthly Residential Refuse Rates**

Sewer Utilities

- * **Sewer Utilities Certificated**
- * **Gross Operating Revenues**
- * **Sample Monthly Residential Sewer Rates**

Steam Utilities

- * **Steam Utilities Certificated**
- * **Gross Operating Revenue**

Telecommunications Utilities

- * **Cable Television Utilities Certificated**
- * **Gross Operating Revenues-Cable Television**
- * **Intrastate Interexchange Carriers Certificated**
- * **Local Exchange Carriers Certificated**
- * **Gross Operating Revenues-Interexchange and Local Exchange Carriers**

Regulatory Commission of Alaska

2001 Annual Report - Statistical Section

List of Certificated Entities

[RCA home page](#)
[Table of contents](#)
 Back

 Next

Prepared by James Keen

Acronym	Company Name
AAE	ALL ALASKA ENTERPRISES MIKE DOWNS d/b/a
AAI	ARCO ALASKA, INC.
ACC	ALYESKA CABLE COMPANY
ACCI	ALASKA CALL CONNECTION, INC.
ACES	ALLAKAKET CITY ENERGY SYSTEMS CITY OF ALLAKAKET d/b/a
ACI	ALEUTIAN CABLEVISION, INC.
ACME	ACME DISPOSAL SERVICE
ACNI	ALASKAN CABLE NETWORK, INC.
ACS	ALASKA COMMUNICATIONS SYSTEM, INC.
ACS-AK	ACS OF ALASKA, INC. d/b/a ALASKA COMMUNICATIONS SYSTEMS, ACS LOCAL SERVICE, & ACS
ACS-AN	ACS OF ANCHORAGE, INC. d/b/a ALASKA COMMUNICATIONS SYSTEMS, ACS LOCAL SERVICE, & ACS
ACS-F	ACS OF FAIRBANKS, INC. d/b/a ALASKA COMMUNICATIONS SYSTEMS, ACS LOCAL SERVICE, & ACS
ACS-LD	ACS LONG DISTANCE, d/b/a ALASKA COMMUNICATIONS SYSTEMS, ACS LONG DISTANCE, & ACS
ACS N	ACS OF THE NORTHLAND, INC. d/b/a ALASKA COMMUNICATIONS SYSTEMS, ACS LOCAL SERVICE, & ACS
ACTI	ANCHORAGE CABLE TELEVISION, INC.
ACV	ADAK CABLEVISION
ACVI	ALASKA CABLEVISION, INC. GCI CABLE, INC., d/b/a
ADS	ANIAK DISPOSAL SERVICE RONALD N. CHOATE d/b/a
AEC	ANDREANOF ELECTRIC CORP.
AECA	ALASKA EXCHANGE CARRIERS ASSOCIATION, INC.
AEEC	ALASKA EDISON ELECTRIC CORPORATION
AEG&T	ALASKA ELECTRIC GENERATION & TRANSMISSION COOPERATIVE, INC.
AEL&P	ALASKA ELECTRIC LIGHT & POWER COMPANY
AERC	ALASKA ENERGY AND RESOURCES COMPANY

AP&T	ALASKA POWER & TELEPHONE COMPANY
AP&T-LD	AP&T LONG DISTANCE, INC.
APC	ALASKA POWER COMPANY
APCO	ALEUTIAN POWER COMPANY
APLC	ALASKA PIPELINE COMPANY
APSC	ALYESKA PIPELINE SERVICE COMPANY
APSI	ARCTIC PROFESSIONAL SERVICES, INC.
APUCO	ALASKA PUBLIC UTILITIES COMPANY
ARCTIC	ARCTIC VILLAGE ELECTRIC COMPANY
ARECA	ALASKA RURAL ELECTRIC COOPERATIVE ASSOCIATION
ARI	ANCHORAGE REFUSE, INC. (div of Waste Management of Alaska, Inc.)
ARROW	ARROW REFUSE, INC. (div of Waste Management of Alaska, Inc.)
AS	AS TELECOMMUNICATIONS, INC.
ASHA	ALASKA STATE HOUSING AUTHORITY
ASRC	ASRC COMMUNICATIONS, LTD.
ASTAC	ARCTIC SLOPE TELEPHONE ASSOCIATION COOPERATIVE, INC.
ASTAC-LD	ASTAC LONG DISTANCE, INC.
ASTC	ARCTIC SLOPE TELECOMMUNICATIONS & CELLULAR, INC.
ASU	ANCHORAGE SEWER UTILITY MUNICIPALITY OF ANCHORAGE d/b/a
AT&T	AMERICAN TELEPHONE & TELEGRAPH
AT&T ALASC	ALASCOM, INC. AT&T ALASCOM d/b/a
ATC	ALASKA TELEPHONE COMPANY (FORMERLY NATIONAL UTILITIES, INC.)
ATC(1)	ALASKA TELEPHONE CORPORATION (ORIGINALLY ATC)
ATI	ALASKA TELECABLE, INC.
ATU	ANCHORAGE TELEPHONE UTILITY MUNICIPALITY OF ANCHORAGE D/B/A
ATU-LD	ATU LONG DISTANCE, INC.
AUI	ARCTIC UTILITIES, INC.
AURORA ENE	AURORA ENERGY, LLC
AUSAC	ALASKA UNIVERSAL SERVICE ADMINISTRATIVE COMPANY
AV	ALASKAN VILLAGE
AVEC	ALASKA VILLAGE ELECTRIC COOPERATIVE, INC.
AVI	ALASKAVISION, INC.
AWS	ATKIN WATER SYSTEM JACK R. NEILSEN d/b/a
AWT	ALASKA WASTE TRANSFER
AWU	ANCHORAGE WATER UTILITY MUNICIPALITY OF ANCHORAGE d/b/a
AWWU	ANCHORAGE WATER AND WASTEWATER UTILITY MUNICIPALITY OF ANCHORAGE d/b/a

CCU	CIRCLE CITY UTILITIES WILLIAM A. STRACK d/b/a
CCUA	COFFMAN COVE UTILITIES ASSOCIATION, INC. ALASKA POWER COMPANY
CCV	ROBERT F. BECKER AND WILLIAM H. ARMOUR D/B/A CAPITAL CABLE VISION
CCWSS	CRYSTAL CATHEDERALS WATER & SEWER SYSTEM, INC.
CECI	CORDOVA ELECTRIC COOPERATIVE, INC.
CEI	CHITINA ELECTRIC, INC.
CENTRAL	CENTRAL ELECTRIC, INC.
CENTURY	CENTURY THEATRES, INC.
CES	COLVILLE ENVIRONMENTAL SERVICES
CESI	COMMUNICATION EQUIPMENT SERVICE, INC.
CGNI	COMMUNICATIONS GATEWAY NETWORK, INC.
CHALKYITSI	CHALKYITSIK VILLAGE ENERGY SYSTEM
CHANNEL	CHANNEL SANITATION CORPORATION
CHEFORNAK	CHEFORNAK ELECTRIC COMPANY (SEE NATERKAQ LIGHT PLANT)
CHENEGA	CHENEGA BAY VILLAGE COUNCIL
CHERRY	CHERRY COMMUNICATIONS
CHIGNIK	CHIGNIK, CITY OF
CHITINA	CHITINA ELECTRIC, INC.
CHUGACH	CHUGACH ELECTRIC ASSOCIATION, INC.
CIPL	COOK INLET PIPE LINE COMPANY
CIR	COOK INLET REFUSE, INC.
CIRCLE	CIRCLE ELECTRIC, RICHARD HUTCHINSON, d/b/a
CITY	EGEGIK, CITY OF
CLEU	CHIGNIK LAKE ELECTRIC UTILITY, INC.
COFFMAN CO	COFFMAN COVE, CITY OF
COM/NAV	COM/NAV MARINE, INC.
CONVERGENT	CONVERGENT COMMUNICATIONS SERVICES, LLC
COOKE	COOKE CABLEVISION, INC.
CORDOVA	CORDOVA, CITY OF
CPEU	CLARKS POINT ELECTRIC UTILITY
CRAIG	CRAIG, CITY OF
CRI	COMMERCIAL REFUSE, INC.
CROSSROADS	CROSSROADS LOUNGE, D/B/A DONALD P. SKEWIS
CSC	COMMUNICATIONS SATELLITE CORPORATION
CT	CIRCLE TELEPHONE, RICHARD HUTCHINSON d/b/a
CTCI	CORDOVA TELEPHONE COOPERATIVE, INC.
CTP	CHISTOCHINA TRADING POST (TRANSFERRED TO AP&T)

EUI	EKLUTNA UTILITIES, INC.
EVES	EAGLE VILLAGE ENERGY SYSTEMS
EXCEL	EXCEL TELECOMMUNICATIONS, INC.
EXXONMOBIL	EXXONMOBIL PIPELINE COMPANY
EYECOM	EYECOM, INCORPORATED
FAIRBANKS	FAIRBANKS, CITY OF
FALSE PASS	FALSE PASS, CITY OF
FAR NORTH	FAR NORTH SANITATION SERVICE, INC.
FCC	FEDERAL COMMUNICATIONS COMMISSION
FCI	FRONTIER CABLE, INC. B.M.I. CABLEVISION, INC.
FCII	FRONTIER COMMUNICATIONS INTERNATIONAL, INC.
FCSI	FRONTIER COMMUNICATIONS SERVICES, INC.
FMUS	FAIRBANKS MUNICIPAL UTILITIES
FNG	FAIRBANKS NATURAL GAS, LLC D/B/A NORTHERN ECLIPSE, LLC
FORT YUKON	FORT YUKON, CITY OF
FORWARD	FORWARD AMUSEMENT COMPANY, d/b/a FRED HENRY ROWAN
FOX RUN	FOX RUN CAMPGROUND ENTERPRISES
FREEDOM	FREEDOM REFUSE
FTT	FEDERAL TRANSTEL, INC.
G&C	G & C DISPOSAL SERVICE GENE R. RILEY d/b/a
G&K	G & K, INC.
GALENA	GALENA, CITY OF
GALVIN	GALVIN, MORGISON & DILL A PARTNERSHIP
GCI	GENERAL COMMUNICATION, INC., AND GCI GCI COMMUNICATION CORP. d/b/a
GCICC	GCI COMMUNICATION CORP.
GCICF	GCI CABLE/FAIRBANKS, INC.
GCICI	GCI CABLE, INC.
GCICJ	GCI CABLE/JUNEAU, INC.
GCNANI	GLOBAL CROSSING NORTH AMERICAN NETWORKS, INC.
GECI	GUSTAVUS ELECTRIC COMPANY, INC.
GFC	GIRL FRIDAY COMMUNICATIONS GIRL FRIDAY, INC. d/b/a
GHEA	GLACIER HIGHWAY ELECTRIC ASSOCIATION, INC.
GHU	GOLDEN HEART UTILITIES, INC.
GLACIER	GLACIER TELECOM JAMES E. CARTER d/b/a
GLH	GOAT LAKE HYDRO, INC.
GLOBAL	GLOBAL CROSSING TELECOMMUNICATIONS, INC
GOLOVIN	GOLOVIN, CITY OF

ITC	INTERIOR TELEPHONE COMPANY
ITI	INTERNATIONAL TELECOM, INC.
J. D. REFUSE	J. D. REFUSE SERVICE DELORES R. BURNHAM d/b/a
JACKSON	JACKSON, THURSTON T.
JB	JOINT BOARD
JD SERVICE	JD SERVICES D/B/A AMERICAN FREEDOM NETWORK
JDTC	JUNEAU & DOUGLAS TELEPHONE COMPANY
JE	JASON ENTERPRISES JASON R. MCDONALD d/b/a
JSC	JUNEAU SANITATION CORPORATION
JUNEAU	JUNEAU, CITY AND BOROUGH OF
KAKE	KAKE, CITY OF
KAKE TRIBA	KAKE TRIBAL CORPORATION
KATMAI	KATMAI HYDRO
KCC	KING COVE CORPORATION
KEA	KODIAK ELECTRIC ASSOCIATION, INC.
KENAI	KENAI, CITY OF
KETCHIKAN	KETCHIKAN, CITY OF
KGB	KETCHIKAN GATEWAY BOROUGH
KIB	KODIAK ISLAND BOROUGH
KING COVE	KING COVE, CITY OF
KIPNUK	KIPNUK LIGHT PLANT
KK	KWETHLUK, INC. KUIGGLUUM KALLUGVIA d/b/a
KLAWOCK	KLAWOCK, CITY OF
KMU	KOTZEBUE MUNICIPAL UTILITIES CITY OF KOTZEBUE d/b/a
KNIK	KNIK VIEW WATER GROUP, LTD.
KOBUK	KOBUK, CITY OF
KODIAK	KODIAK, CITY OF
KOKHANOK	KOKHANOK VILLAGE COUNCIL
KOLIGANEK	KOLIGANEK VILLAGE COUNCIL
KOTLIK	KOTLIK, CITY OF
KOTV	KOTV, INC.
KOTZEBUE	KOTZEBUE ELECTRIC ASSOCIATION, INC.
KOYUKUK	KOYUKUK, CITY OF
KPCI	KEYES POINT COMMUNICATIONS, INC.
KPL	KENAI PIPE LINE COMPANY
KPU	KETCHIKAN PUBLIC UTILITIES KETCHIKAN, CITY OF d/b/a
KRI	KODIAK RADIO, INC.
KSC	KING SALMON COMMUNICATIONS, INC.

	MCNABB d/b/a
MDS	MULTIPOINT DISTRIBUTION SERVICES JAMES D. HENDERSHOT d/b/a
MEA	MATANUSKA ELECTRIC ASSOCIATION, INC.
METROPHONE	METROPHONE TELECOMMUNICATIONS, INC.
MFSI-AK	MFS INTELENET OF ALASKA, INC.
MHSE	MANLEY HOT SPRINGS ENTERPRISES
MILLER	MILLER, FREDERICK O.
MIMC	MENDENHAVEN IMPROVEMENT & MAINTENANCE CORP.
MKCP	MATANUSKA-KENAI CELLULAR PARTNERSHIP
MKEC	MIDDLE KUSKOKWIM ELECTRIC COOPERATIVE., INC.
MKI	MATANUSKA-KENAI, INC., d/b/a CELLULAR CONNECTION
ML&P	MUNICIPAL LIGHT & POWER DEPARTMENT, MUNICIPALITY OF ANCHORAGE d/b/a
MLPC	MCGRATH LIGHT & POWER CO.
MOA	ANCHORAGE, MUNICIPALITY OF
MOBIL	MOBIL ALASKA PIPELINE COMPANY
MPC	MANOKOTAK POWER COMPANY
MPPLC	MILNE POINT PIPE LINE COMPANY
MPPUD	MOUNTAIN POINT PUBLIC UTILITY
MPSA	MOUNTAIN POINT SERVICE AREA OF THE KETCHIKAN GATEWAY BOROUGH
MT. DUTTON	MT. DUTTON CABLE CORPORATION
MTA	MATANUSKA TELEPHONE ASSOCIATION, INC.
MTA-LD	MTA LONG DISTANCE, INC.
MTEL	MOBILE TELECOMMUNICATIONS TECHNOLOGIES CORPORATION
MTR	MCGRATH TRASH AND REFUSE
MUC	MATANUSKA UTILITY COMPANY, INC.
MUI	MCKINLEY UTILITIES, INC.
MUKLUK	MUKLUK TELEPHONE COMPANY, INC. TELALASKA, INCORPORATED d/b/a
MVC	MATANUSKA VALLEY CABLEVISION, INC.
MVL	MULTIVISIONS, LTD.
NAPASKIAK	CITY OF NAPASKIAK d/b/a NAPASKIAK UTILITY
NATERKAQ	NATERKAQ LIGHT PLANT
NCC	NORTHERN COMMERCIAL COMPANY
NCIC	NETWORK COMMUNICATIONS INTERNATIONAL CORPORATION
NCTC	NORTH COUNTRY TELEPHONE CO.
NCTI	NORTH COUNTRY TELEPHONE, INC.
NEA	NAKNEK ELECTRIC ASSOCIATION, INC.

OZZIE'S	OZZIE'S ARCADE & COFFEE SHOP
P CARNEY	CARNEY, PATRICK
PAC WEST	PAC WEST TELECOMM, INC
PAGU	PETROLANE-ALASKA GAS UTILITIES, INC.
PARACOM	PARACOM INCORPORATED
PALMER	PALMER, CITY OF
PATTERSON	PATTERSON, [EARL] SANITATION & REFUSE SERVICE, INC.
PAXSON	PAXSON LODGE, INC.
PCFC	PETERS CREEK FUEL CO.
PCI	PRUDHOE COMMUNICATIONS, INC.
PCSI	PENINSULA CELLULAR SERVICES, INC. MACTEL CELLULAR SYSTEM D/B/A
PCVI	PENINSULA CABLEVISION, INC.
PCWC	POTTER CREEK WATER COMPANY
PDS	PDS, INC.
PEDRO BAY	PEDRO BAY VILLAGE COUNCIL
PELCO	PELICAN UTILITY COMPANY
PERRYVILLE	PERRYVILLE ELECTRIC UTILITY
PETERSBURG	PETERSBURG, CITY OF
PHILLIPS	PHILLIPS ALASKA PIPELINE CORPORATION
PPCo	PHILLIPS PETROLEUM COMPANY
PILOT	PILOT POINT, CITY OF
PIONEER	PIONEER TELECOM, INC.
PLATINUM	PLATINUM, CITY OF
PORT HEIDE	PORT HEIDEN, CITY OF
PPC	PUVURNAQ POWER COMPANY
PPI	PERSONAL PAGE, INC.
PRCI	PRUDHOE REFUSE COMPANY, INC.
PRIME	PRIME CABLE OF ALASKA, L.P.
PSC	PENINSULA SANITATION COMPANY, INC. (div of Waste Management of Alaska, Inc.)
PSL	PETROLEUM SALES, LTD.
PSVR	PETRO STAR VALDEZ REFINERY
PTCA	PACIFIC TELECOM CELLULAR OF ALASKA
PTI	PACIFIC TELECOM, INC.
PUI	PUI ACQUISITION CORPORATION
QUEST	QUEST TELECOMMUNICATIONS, INC.
QUINTELCO	QUINTELCO INC.
RAMPART	RAMPART VILLAGE COUNCIL

SOLDOTNA	SOLDOTNA, CITY OF
SONIC	SONIC CABLE TELEVISION OF ALASKA, INC.
SOUTHEAST	SOUTHEASTERN TELEPHONE COMPANY
SPRINT	SPRINT COMMUNICATIONS COMPANY L.P.
SS	SEWARD SERVICE HERMAN E. LEIRER d/b/a
SSSA	KETCHIKAN GATEWAY BOROUGH D/B/A SHOUP STREET SERVICE AREA
ST. GEORGE	ST. GEORGE, CITY OF
ST. PAUL	ST. PAUL, CITY OF
STANDARD	STANDARD OIL COMPANY
STAR	STAR SANITATION SERVICES, INC. (div of Waste Management of Alaska, Inc.)
STC	SITKA TELEPHONE COMPANY
STEVENS	STEVENS VILLAGE ENERGY SYSTEM
STEWART	STEWART, ROBERT LEE
STROHMEYER	STROHMEYER, CHESTER A. & MARY J.
STW	SKYTALKWEST
SU	SPENARD UTILITIES
SUC	SOUTHEAST UTILITIES COMPANY S&S DEVELOPMENT
SUI	SPENARD UTILITIES, INC.
SUMMIT	SUMMIT TELEPHONE COMPANY SUMMIT TELEPHONE & TELEGRAPH CO. OF ALASKA d/b/a
SUNNY	SUNNY SLOPES WATER SYSTEM THOMAS R. BREWER AND ROBERT T. GRIFFIN d/b/a
SUPERVISIO	SUPERVISION CABLE TV
SUSITNA	SUSITNA SANITATION COMPANY
SUTTON	SUTTON SANITATION SERVICE
SVM	SPEER VIRTUAL MEDIA, LTD.
SVTV	SKY-VU CABLE TV
SWISS CAST	SWISS CASTLE ESTATES WATER WORKS, RON ALLEVA d/b/a
T-HREA	TLINGIT-HAIDA REGIONAL ELECTRICAL AUTHORITY
TAKOTNA	TAKOTNA COMMUNITY ASSOCIATION, INC.
TAKU	TAKU OIL SALES, INC.
TALD	TELALASKA LONG DISTANCE, INC.
TALDI	TELALASKA LONG DISTANCE, INC. d/b/a TELALASKA
TANANA	TANANA POWER COMPANY
TATC	TRANS-ALASKA TELEPHONE COMPANY
TATITLEK	TATITLEK ELECTRIC UTILITY
TBPA	THOMAS BAY POWER AUTHORITY

UNOCAL	UNOCAL PIPELINE COMPANY
UPC	UNGUSRAQ POWER COMPANY
USAN	UNITED STATE ADVANCED NETWORK, INC'S
USLD	U.S. LONG DISTANCE, INC.
USLDI	USLD COMMUNICATIONS, INC.
USWLD	US WEST LONG DISTANCE, INC.
UII	UNITED UTILITIES, INC.
VALDEZ	VALDEZ, CITY OF
VATI	VALDEZ ALASKA TERMINALS, INC.
VCC	VILLAGE CABLE COMPANY, INC.
VCCO	VALLEY CONSTRUCTION COMPANY
VENETIE	VENETIE VILLAGE ELECTRIC
VOCALL	VOCALL COMMUNICATIONS CORP.
VRI	VALLEY REFUSE, INC.
VWCI	VALLEY WATER COMPANY, INC.
WAKEFIELD	WAKEFIELD FISHERIES
WALKER	WALKER, IRA E.
WASILLA	WASILLA, CITY OF
WCLCC	WILLIAMS COMMUNICATION, LLC
WMA	WASTE MANAGEMENT OF ALAKSA, INC. d/b/a ANDERSON, INC; ANCHORAGE REFUSE, INC; ARROW REFUSE, INC; PENINSULA SANITATION COMPANY, INC; STAR SANITATION SERVICES, INC; WASILLA REFUSE, INC; WILLIWAW SERVICES, INC. AND TONGASS SANITATION, INC.
WDI	WINCHESTER DEVELOPMENT, INC.
WEISNER	WEISNER TRADING CO.
WHITE MOUNTAIN	WHITE MOUNTAIN, CITY OF
WHITTIER	WHITTIER, CITY OF
WILTEL	WILTEL, INC.
WIN	WINSTAR
WRANGELL	WRANGELL, CITY OF
WRI	WASILLA REFUSE, INC. (div of Waste Management of Alaska, Inc.)
WSI	WILLIWAW SERVICES, INC. (div of Waste Management of Alaska, Inc.)
WTC	WHITTIER TELEPHONE COMPANY LAWRENCE H. PALMER D/B/A
WTG	WORLD TELECOM GROUP, INC.
WUCI	WESTERN UNION COMMUNICATIONS, INC.
YAKUTAT	YAKUTAT, CITY AND BOROUGH OF
YCV	YUKON CABLEVISION EDGAR M. FEARS d/b/a
YDS	YAKUTAT DISPOSAL SERVICE B.J. & L.D. ADAMS d/b/a

Areas Served by Certificated Utilities (A-F)



RCA home page
 Vol II table of con

[A | B | C | D | E | F] [G | H | I | J | K | L] [M | N | O | P | Q | R] [S | T | U | V | W | Y]

AREA SERVED	ELECTRIC	GAS	LOCAL TELEPHONE	CABLE TV	REFUSE	WATER
Adak				ACV		
Akhiok	AKHIOK		ACS-N			
Akiachak	ANCEC		UII			
Akiak			UII			
Akutan	AKUTAN		ACS-N			
Alakanuk	AVEC		UII			
Alatna	APC		ACS-N			
Aleknagik	NECI		NTCI			
Allakaket	APC		BTI			
Ambler	AVEC		OTZ			
Anaktuvuk Pass	NSPL		ASTAC		NSB	NSB
Anchor Point	HEA		ACS-N		PSC	
Anchorage	CHUGACH ML&P	ENSTAR	ACS-AN AFS AT&T-ALASCOM DSLnet GCI LEVEL 3 NEW EDGE	GCICI	ARI AWT CRI MOA RST	ALPAT AWWU PCWC RANGEVIEW RPIC SANDLAKE SCUI SHWS
Anderson	GVEA		MTA		LAUSEN'S	
Andreafsky	AVEC					
Angoon	T-HREA	AIGC	ACS-N			
Aniak	ALPC		BUSH-TELL	CABLE CO.	ADS	
Anivak	AVEC		BUSH-TELL			

Chisana			ATC			
Chistochina			CVTC		CBSS	
Chitina	CEI		CVTC		CBSS	
Chuathbaluk	MKEC		UII			
Chugiak	MEA	ENSTAR	MTA	GCICI	ARI FREEDOM	AWWU EUI
Circle	CIRCLE		CT			
Circle Hot Springs			UII			
Clam Gulch	HEA		ACS-N		PSC	
Clarks Point			NTCI			
Clear			MTA		LAUSEN'S	
Cleary Summit			SUMMIT			
Clover Pass	KETCHIKAN		KETCHIKAN			
Coffman Cove	APC		ACS-N	COFFMAN CO		
Cold Bay	G&K		ITC			
Coldfoot			SUMMIT			
College	GVEA		ACS-F	GCICI		CUC
Cooper Landing	CHUGACH		ITC		PSC	
Copper Center	CVEA		CVTC		CBSS	CVCC
Cordova	CECI	AIGC	CTCI	GCICI	CORDOVA	CORDOVA
Council			MUKLUK			
Craig	APC	AIGC	ATC			CRAIG
Crooked Creek	MKEC		BUSH-TELL			
Cube Cove			ACS-N			
Deadhorse/ Prudhoe Bay	AUI	NORGASCO	ASTAC		CES NSB	NSB
Deering	IEC		OTZ			
Delta Junction	GVEA		ACS-N	HCI	DELTA	
Dillingham	NECI		NTCI	NTCI	DRI	DILLINGHAM
Diomedes (Little)	DIOMEDE		MUKLUK			
Dot Lake	APC		ATC			
Douglas	AEL&P		ACS-AK	GCICI	ARROW	JUNEAU
Dutch Harbor	UNALASKA		ITC	EYECOM	WSI	UNALASKA

W | Y]

RCA home page	Questions or comments?
Top of page	Regulatory Commission of Alaska
Table of contents	701 W. 8th Avenue, Suite 300
 Back	Anchorage, Alaska 99501-3469
 Next	(907)-275-6222 / (800)-390-2782
	or e-mail:
	Feedback

Houston	MEA	ENSTAR	MTA		VRI		
Hughes	HPLC		ACS-N				
Huslia	AVEC		ACS-N				
Hydaburg	APC		ATC			HYDABURG	
Hyder			GTE				
Igiug			BBTC				
Iliamna			ITC				
Indian/Bird	CHUGACH		ACS-AN AT&T-ALASCOM GCI		PSC		
Ivanof Bay			ACS-N				
Juneau	AEL&P	AIGC	ACS-AK GCI LEVEL 3 NEW EDGE	GCICI	ARROW	JUNEAU	
Kachemak	HEA		ACS-N	GCICI	PSC		
Kaguyak			ACS-N				
Kake	T-HREA	AIGC	ACS-N			KAKE	
Kaktovik	NSPL		ASTAC		NSB	NSB	
Kalifonsky	HEA		ACS-N		PSC		
Kalskag, Lower	AVEC		BUSH-TELL				
Kalskag, Upper	AVEC		BUSH-TELL				
Kaltag	AVEC		ACS-N				
Kantishna			MTA				
Karluk			ACS-N				
Kasaan	T-HREA		ACS-N				
Kasigluk/Akolmuit	AVEC		UII				
Kasilof	HEA		ACS-N		PSC		
Kazakof Bay			ACS-N				
Kenai	HEA	ENSTAR KENAI	ACS-N	GCICI	PSC	KENAI	
Kenny Lake	CVEA		CVTC				
Ketchikan	KETCHIKAN	AIGC	KETCHIKAN	GCICI	KETCHIKAN TONGASS	MPSA SSSA	K
Kiana	AVEC		OTZ				

[RCA home page](#)

[Top of page](#)

[Vol II table of contents](#)



[Back](#)



[Next](#)

Questions or comments?

Regulatory Commission of Alaska

701 W. 8th Avenue, Suite 300

Anchorage, Alaska 99501-3469

(907)-276-6222 / (800)-396-2782

or e-mail

Feedback

New Chenega Bay			UII				
New Stuyahok	AVEC		BBTC				
Newhalen			ITC				
Newtok	UPC		UII				
Nightmute	AVEC		UII				
Nikiski	HEA	ENSTAR	ACS-N	GCICI	PSC	MCGAHAN	
Nikolaevski			ACS-N				
Nikolai			UII				
Nikolski	UMNAK		ACS-N				
Ninilchik	HEA		ACS-N		PSC		
Noatak	AVEC		OTZ				
Nome	NOME		GTE	GCICI	ANDERSEN	NOME	
Nondalton			ACS-N				
Noorvik	AVEC		OTZ				
North Pole	GVEA		ACS-N		STAR	NORTH POLE	N
Northway	APC		ACS-N		NNL		
Nuiqsut	NSPL		ASTAC		NSB	NSB	
Nulato			ACS-N				
Nunapitchuk			UII				
Old Harbor			ACS-N				
Oscarville			UII				
Ouzinkie			ACS-N	ICTV			
Palmer	MEA	ENSTAR	MTA	ROGERS	MAT-SU PALMER WRI	EAGLE	
Paxson			CVTC		CBSS		
Pedro Bay			ACS-N				
Pelican	KAKE TRIBA		ACS-N			KAKE TRIBA	
Perryville			ACS-N				
Peters Creek	MEA	ENSTAR	MTA	GCICI	ARI FREEDOM		
Petersburg	PETERSBURG	AIGC	GTE	GCICI	PETERSBURG	PETERSBURG	PE
Petersville			MTA				
Pilot Point			ACS-N				

Areas Served by Certificated Utilities (S-Z)



RCA home page
[Vol II table of contents](#)
[Back](#)
[Next](#)

[[A](#) | [B](#) | [C](#) | [D](#) | [E](#) | [F](#)] [[G](#) | [H](#) | [I](#) | [J](#) | [K](#) | [L](#)] [[M](#) | [N](#) | [O](#) | [P](#) | [Q](#) | [R](#)] [[S](#) | [T](#) | [U](#) | [V](#) | [W](#) | [Y](#)]

AREA SERVED	ELECTRIC	GAS	LOCAL TELEPHONE	CABLE TV	REFUSE	WATER	
Saint George	ST. GEORGE		ACS-N				
Saint Marys	AVEC		UII	FCI			
Saint Michael	AVEC		MUKLUK				
Saint Paul	ST. PAUL		ACS-N			ST. PAUL	
Salamatof	HEA		ACS-N	GCICI	PSC		
Sand Point	TLX		ITC				
Savoonga	AVEC		UII	FCI			
Saxman	KETCHIKAN		KETCHIKAN			SAXMAN	S
Scammon Bay	AVEC		UII				
Selawik	AVEC		OTZ				
Seldovia	HEA		ACS-N			SELDOVIA	S
Seward	SEWARD		GTE	GCICI	SEWARD	SEWARD	S
Shageluk	AVEC		BUSH-TELL				
Shaktolik	AVEC		MUKLUK				
Sheldon Point	SHELDON		UII				
Shishmaref	AVEC		MUKLUK	SNC			
Shungnak	AVEC		OTZ				
Sitka	SITKA	AIGC	ACS-N	GCICI	SITKA	SITKA	
Skagway	APC	AIGC	ATC	EDDI	SKAGWAY		S
Slana			CVTC				
Sleetmute	MKEC		BUSH-TELL				
Soldotna	HEA	ENSTAR	ACS-N	GCICI	PSC	SOLDOTNA	S
Squaw Harbor			ITC				
Stebbins	AVEC		MUKLUK				
Sterling	HEA	ENSTAR	ACS-N	GCICI	PSC		

					RAVEN WRI VRI	TRILLIUM WASILLA	
Whale Pass			ATC				
White Mountain			MUKLUK				
Whittier	CHUGACH	ENSTAR	YTC	SUPERVISION		WHITTIER	
Willow	MEA		MTA		WRJ		
Wiseman			SUMMIT				
Women's Bay	KEA		ACS-N	ICTV			
Wrangell	WRANGELL	AIGC	GTE	GCICI		WRANGELL	W
Yakutat	YAKUTAT	AIGC	ACS-N		G&C	YAKUTAT	
AREA SERVED	ELECTRIC	GAS	LOCAL TELEPHONE	CABLE TV	REFUSE	WATER	

[A | B | C | D | E | F | G | H | I | J | K | L | M | N | O | P | Q | R | S | T | U | V | W | Y]

<p>RCA home page Top of page Vol II table of contents  Back  Next</p>	<p>Questions or comments? Regulatory Commission of Alaska 701 W. 8th Avenue, Suite 300 Anchorage, Alaska 99501-3469 (907)-276-6222 / (800)-390-2782 or e-mail: Feedback</p>
---	--

Electric	\$ 34,172,311	41,455,886	42,773,482	36,904,719
Gas	15,225,745	15,710,652	18,010,521	8,789,246
Refuse	342,787	2,817,821	3,885,765	2,632,125
Steam Heat	Not Reported	Not Reported	(2,796,173)	(1,492,060)
Telephone*	39,852,785	24,105,402	12,090,083	23,955,056
Wastewater	3,312,073	4,067,810	5,016,028	4,988,554
Water	3,770,571	6,224,657	208,994	6,811,516
TOTAL NET INCOME	\$ 96,676,272	\$ 95,166,228	\$ 80,160,700	\$ 83,570,156



CUSTOMERS

Cable TV ***	Not Reported	9,420	7,822	8,130
Electric	214,522	218,621	225,821	229,306
Gas	94,000	98,220	99,285	103,728
Refuse	49,904	52,116	50,359	51,160
Steam Heat	Not Reported	Not Reported	124	135
Telephone*	140,293	222,221	118,660	592,815
Wastewater	48,782	57,364	62,949	59,219
Water	49,584	58,212	60,586	60,292

* Local Exchange Carriers only. Excludes wholesale customers of intrastate inter-exchange carriers in order to prevent double-counting and telephone utilities that filed information with the Commission as confidential.

** 1998 totals incorrectly reported in 1999 annual report.

*** Cable TV utilities are not regulated by the Regulatory Commission of Alaska as to rates and services with the exception of GCI Cable/Juneau, Inc., which is rate regulated for basic tier channels.

RCA home page Top of page Vol II table of contents  Back  Next	Questions or comments? Regulatory Commission of Alaska 701 W. 8th Avenue., Suite 300 Anchorage, Alaska 99501-3469 (907)-276-6222 / (800)-390-2782 or e-mail: Feedback
--	--

(Dockets P-94-1, P-97-4, P-97-6, and P-97-7)

North Pole	Increase	10.61% ¹	10.61% ²
Petro Star	Increase	11.56% ¹	11.56% ²
Valdez	Increase	11.49% ¹	11.49% ²

Golden Valley Electric Association, Inc.

(TL 13-305)

Increase	53.59% ¹	53.59% ¹
----------	---------------------	---------------------

Milne Point Pipeline Company

(Docket P-00-3)

Decrease	25.53% ¹	25.53% ²
----------	---------------------	---------------------

Oliktok Pipeline Company

(TL 15-334)

NGL Transmission Service	Decrease	27.27% ²	27.27% ²
--------------------------	----------	---------------------	---------------------

Phillips Transportation Alaska, Inc. (f/k/a ARCO)

(Dockets P-94-1, P-97-4, P-97-6, and P-97-7)

North Pole	Increase	28.16% ¹	28.16% ²
Petro Star	Increase	29.29% ¹	29.29% ²
Valdez	Increase	29.54% ¹	29.54% ²

Phillips Alaska Pipeline Corporation (TAPS)*

(Dockets P-94-1, P-97-4, P-97-6, and P-97-7)

North Pole	Increase	13.20% ¹	13.20% ²
Petro Star	Increase	13.84% ¹	13.84% ²
Valdez	Increase	13.44% ¹	13.44% ²

Unocal Pipeline Company (TAPS)*

(Dockets P-94-1, P-97-4, P-97-6, and P-97-7)

North Pole	Increase	30.43% ¹	30.43% ²
Petro Star	Increase	31.65% ¹	31.65% ²
Valdez	Increase	31.88% ¹	31.88% ²

Williams Alaska Pipeline Company, L.L.C.

(Dockets P-94-1, P-97-4, P-97-6, and P-97-7)

Regulatory Commission of Alaska

2001 Annual Report - Statistical
SectionRate Changes Granted
Regulated Utilities

RCA homepage

Table of contents

Back

Next

Prepared by Chris D. Smith

Utility	No. of Customers		Requested	Granted
Alaska Communications Systems				
Digital Subscriber Services	Unknown			
(Docket U-00-144) ACS-AK		Increase	25.03% ¹	25.03% ²
(Docket U-00-145) ACS-N		Increase	24.95% ¹	24.95% ²
(Docket U-00-153) ACS-F		Increase	26.22% ¹	26.22% ²
Alaska Electric Light and Power Company				
(Docket U-97-245) AEL&P	14,765			
Residential - Energy Charge Winter/Summer		Increase	4.06% / 4.12% ¹	4.06% / 4.12% ¹
Small Commercial - Energy Charge Winter/Summer		Increase	4.08% / 4.11% ¹	4.08% / 4.11% ¹
Small Commercial (with demand) Energy Charge Winter/Summer		Increase	4.06% / 4.12% ¹	4.06% / 4.12% ¹
Small Commercial (with demand) - Demand Charge Winter/Summer		Increase	4.02% / 4.11% ¹	4.02% / 4.11% ¹
Large Commercial - Energy Charge Winter/Summer		Increase	3.96% / 4.00% ¹	3.96% / 4.00% ¹
Large Commercial - Demand Charge Winter/Summer		Increase	4.05% / 3.99% ¹	4.05% / 3.99% ¹
Manufacturing - Energy Charge Winter/Summer		Increase	4.11% / 4.07% ¹	4.11% / 4.07% ¹
Manufacturing - Demand Charge Winter/Summer		Increase	4.01% / 3.99% ¹	4.01% / 3.99% ¹
Street Lights -		Decrease	4.33% /	4.33% /

Small Commercial	Increase	22.50% ¹	22.50% ¹
Large Commercial	Increase	26.20% ¹	26.20% ¹
GCI Cable, Inc. (Juneau)			
TA16-156	8,130 Decrease	35.31% ¹	35.31% ¹
Matanuska Telephone Association, Inc.			
(Docket U-00-028)	59,777		
Residential Eagle River/Chugiak	Decrease	2.17% ¹	2.17% ²
Residential All Other	Increase	11.57% ¹	11.57% ²
Tanana Power Company			
(Docket U-99-11)	177		
Residential Rate Schedule 1			
First 200 kWh	Increase	6.63% ¹	6.63% ¹
Next 200 kWh	Increase	6.67% ¹	6.67% ¹
Over 400 kWh	Increase	6.69% ¹	6.69% ¹
Minimum Charge 60 kWh	Increase	6.64% ¹	6.64% ¹
Commercial Rate Schedule 2			
First 10,000 kWh	Increase	6.73% ¹	6.73% ¹
Next 10,000 kWh	Increase	6.73% ¹	6.73% ¹
Over 20,000 kWh	Increase	6.77% ¹	6.77% ¹
Minimum Charge 276 kWh	Increase	6.73% ¹	6.73% ¹
Street Lights Rate Schedule 4			
Based on 63 kWh/Month	Increase	6.72% ¹	6.72% ¹
Commercial Rate Schedule 5			
First 10,000 kWh	Increase	6.80% ¹	6.80% ¹
Next 10,000 kWh	Increase	6.91% ¹	6.91% ¹
Over 20,000 kWh	Increase	7.00% ¹	7.00% ¹
Minimum Charge 1,301 kWh	Increase	6.82% ¹	6.82% ¹
Trillium Corporation, Inc.			
TA11-258	135 Increase	200.00% ¹	200.00% ¹

Regulatory Commission of Alaska

2001 Annual Report - Statistical Section

Electric Utilities Certificated

[Home page](#)
[Table of contents](#)
 Back

 Next

* **AKHIOK, CITY OF (AKHIOK)**

Provides service to Akhiok

* **AKIACHAK NATIVE COMMUNITY ELECTRIC COMPANY (ANCEC)**

Provides service to Akiachak

* **AKUTAN, CITY OF (AKUTAN)**

Provides service to Akutan

ALASKA ELECTRIC GENERATION & TRANSMISSION COOPERATIVE, INC. (AEG&T)

Provides service to Wholesale Customers

ALASKA ELECTRIC LIGHT & POWER COMPANY (AEL&P)

Provides service to Douglas, Juneau

* **ALASKA INDUSTRIAL DEVELOPMENT & EXPORT AUTHORITY (AIDEA)**

Provides service to Wholesale Customers, Wholesale Customers

ALASKA POWER COMPANY (APC)

Provides service to Alatna, Allakaket, Bettles, Coffman Cove, Craig, Dot Lake, Eagle/Eagle Village, Evansville, Haines, Healy Lake, Hollis, Hydaburg, Klawock Airport, Mentasta, Naukati, Northway, Skagway, Tanacross, Tetlin, Thorne Bay, Tok

* **ALASKA VILLAGE ELECTRIC COOPERATIVE, INC. (AVEC)**

Provides service to Alakanuk, Ambler, Andreafsky, Anivak, Brevig Mission, Chevak, Eek, Elim, Emmonak, Gambell, Goodnews Bay, Grayling, Holy Cross, Hooper Bay, Huslia, Kalskag, Lower, Kalskag, Upper, Kaltag, Kaltag, Kasigluk/Akolmuit, Kiana, Kivalina, Koyuk, Marshall, Merkoryuk, Minto, Mountain Village, New Stuvahok, Nightmute, Noatak, Noorvik, Pilot Station, Pitkas Point, Quinhagak, Russian Mission, Saint Marys, Saint Michael, Savoonga, Scammon Bay, Selawik, Shageluk, Shaktoolik, Shishmaref, Shungnak, Stebbins, Togiak, Toksook Bay, Tununak, Wales

* **ANDREANOF ELECTRIC CORP. (AEC)**

Provides service to Atka

ANIAK LIGHT AND POWER COMPANY, INC. (ALPC)

Provides service to Aniak

Provides service to Circle

*** COPPER VALLEY ELECTRIC ASSOCIATION, INC. (CVEA)**

Provides service to Copper Center, Gakona, Glennallen, Gulkana, Kenny Lake, Nelchina, Valdez

*** CORDOVA ELECTRIC COOPERATIVE, INC. (CECI)**

Provides service to Cordova

*** DIOMEDE JOINT UTILITIES (DIOMEDE)**

Provides service to Diomedes (Little)

*** EGEGIK, CITY OF (CITY)**

Provides service to Egegik

*** FALSE PASS, CITY OF (FALSE PASS)**

Provides service to False Pass

G & K, INC. (G&K)

Provides service to Cold Bay

*** GALENA, CITY OF (GALENA)**

Provides service to Galena

GOAT LAKE HYDRO, INC. (GLH)

Provides service to Wholesale Customers

GOLDEN VALLEY ELECTRIC ASSOCIATION, INC. (GVEA)

Provides service to Anderson, Cantwell, Chatanika, College, Delta Junction, Fairbanks, Fort Greely, Fort Wainwright, Fox, Healy, McKinley Park, Nenana, North Pole

*** GOLOVIN, CITY OF (GOLOVIN)**

Provides service to Golovin

GWITCHYAA ZHEE UTILITY COMPANY (GZUC)

Provides service to Fort Yukon

HOMER ELECTRIC ASSOCIATION, INC. (HEA)

Provides service to Anchor Point, Clam Gulch, English Bay, Halibut Cove, Homer, Kachemak, Kalifonsky, Kasilof, Kenai, Nikiski, Ninilchik, Port Graham, Salamatof, Seldovia, Soldotna, Sterling

*** HUGHES POWER & LIGHT COMPANY (HPLC)**

Provides service to Hughes

LIME VILLAGE TRADITIONAL COUNCIL (LVTC)

Provides service to Lime Village

MANLEY UTILITY COMPANY, INC. (MANLEY)

Provides service to Manley Hot Springs

*** MANOKOTAK POWER COMPANY (MPC)**

Provides service to Manokotak

MATANUSKA ELECTRIC ASSOCIATION, INC. (MEA)

Provides service to Big Lake, Chickaloon, Chugiak, Eagle River, Eklutna, Houston, Knik, Palmer, Peters Creek, Sutton, Talkeetna, Unalakleet, Wasilla, Willow

MCGRATH LIGHT & POWER CO. (MLPC)

Provides service to McGrath

MIDDLE KUSKOKWIM ELECTRIC COOPERATIVE., INC. (MKEC)

Provides service to Chuathbaluk, Crooked Creek, Red Devil, Sleetmute, Stony River

**MUNICIPAL LIGHT & POWER DEPARTMENT, MUNICIPALITY OF ANCHORAGE
D/B/A (ML&P)**

Provides service to Anchorage, Elemendorf, Fort-Richardson

*** NAKNEK ELECTRIC ASSOCIATION, INC. (NEA)**

Provides service to King Salmon, Naknek

NAPAKIAK IRCINAQ POWER COMPANY (NIPC)

Provides service to Napakiak

*** NAPASKIAK, CITY OF d/b/a NAPASKIAK UTILITY (NAPASKIAK)**

Provides service to Napaskiak

*** NATERKAQ LIGHT PLANT (NATERKAQ)**

Provides service to Cheforak

*** NELSON LAGOON ELECTRIC COOPERATIVE, INC. (NLECI)**

Provides service to Nelson Lagoon

*** NOME JOINT UTILITY SYSTEMS (NOME)**

Provides service to Nome

*** NORTH SLOPE BOROUGH POWER & LIGHT SYSTEM NORTH SLOPE BOROUGH
D/B/A (NSPL)**

TATITLEK ELECTRIC UTILITY (TATITLEK)

Provides service to Tatitlek

TDX SAND POINT GENERATING, INC. (TDX)

Provides service to Sand Point

TELLER POWER COMPANY (TELLER)

Provides service to Teller

*** TENAKEE SPRINGS ELECTRIC UTILITY, CITY OF TENAKEE SPRINGS D/B/A (TENAKEE)**

Provides service to Tenakee Springs

*** TLINGIT-HAIDA REGIONAL ELECTRICAL AUTHORITY (T-HREA)**

Provides service to Angoon, Chilkat Valley, Hoonah, Kake, Kasaan, Klawock, and Klukwan

**** TUNTUTULIAK COMMUNITY SERVICES ASSOCIATION, INC. (TCSA)**

Provides service to Tuntutuliak

*** UMNAK POWER COMPANY, THE NATIVE VILLAGE OF NIKOLSKI D/B/A (UMNAK)**

Provides service to Nikolski

*** UNALASKA, CITY OF (UNALASKA)**

Provides service to Dutch Harbor, Unalaska

*** UNGUSRAQ POWER COMPANY (UPC)**

Provides service to Newtok

*** WEISNER TRADING CO. (WEISNER)**

Provides service to Rampart

*** WRANGELL, CITY OF (WRANGELL)**

Provides service to Wrangell

*** YAKUTAT, CITY AND BOROUGH OF (YAKUTAT)**

Provides service to Yakutat

*Not regulated by the Regulatory Commission of Alaska as to rates and service.

** Not regulated by the Regulatory Commission of Alaska as to rates.

*Regulatory Commission of Alaska**2001 Annual Report - Statistical Section***Electric Utilities -
Gross Operating Revenues**

RCA home page
 Vol II table of contents
 Back
 Next

Prepared by Chris D. Smith

2000 Calendar Year

Revenues¹

Utility	Net Plant	Gross Revenue	Net Income	Customers
Gross Operating Revenue \$5,000,000 or Greater				
Alaska Electric Generation & Transmission Cooperative, Inc.	\$ 42,909,445	\$ 23,681,660	\$ 852,257	1
Alaska Electric Light & Power Company	47,972,543	25,341,335	4,105,191	14,765
Alaska Power Company (APC)	28,443,524	12,927,744	666,709	5,698
Aurora Energy, LLC.	7,991,033	5,572,844	(1,640,805)	1
Bethel Utilities Corporation, Inc.	3,455,280	8,973,915	727,759	2,325
Chugach Electric Association, Inc.	469,154,875	158,541,114	9,679,778	70,039
Golden Valley Electric Association, Inc.	196,801,848	84,233,353	5,374,817	36,922
Homer Electric Association, Inc.	91,732,495	38,830,946	1,828,916	23,314
Kodiak Electric Association, Inc.	54,919,139	20,790,524	506,645	5,763
Matanuska Electric Association, Inc.	118,906,375	51,248,644	4,356,201	38,776
Municipal Light & Power Dept., Municipality of Anchorage d/b/a	264,186,212	80,330,391	9,232,213	29,915

Company				
Manley Utility Company, Inc.	222,367	166,807	5,275	84
Napakiak Ircinaq Power Company ⁶	45,363	339,590	(18,690)	118
Pelican Utility District a/d/o Kake Tribal Corp. ⁷	Not Reported	Not Reported	Not Reported	Not Reported
Tatitlek Electric Utility	Not Reported	Not Reported	Not Reported	Not Reported
Teller Power Company, Inc.	Not Reported	Not Reported	Not Reported	Not Reported
Subtotal	\$ 871,317	\$ 820,000	\$ (37,814)	356
Total	\$1,361,572,213	\$525,626,713	\$36,904,719	229,306

1. Revenue classes per 3 AAC 48.277.
2. Information presented for year ending 9/30/00.
3. Information presented for year ending 6/30/00.
4. Information presented for year ending 4/30/00.
5. Information presented for year ending 11/30/00.
6. Information presented for year ending 10/31/00.
7. Utility reported kWh sales in its Regulatory Cost Charge report dated 12/31/00.

RCA home page	Questions or comments? Regulatory Commission of Alaska 701 W. 8th Avenue., Suite 300 Anchorage, Alaska 99501-3469 (907)-276-6222 / (800)-390-2782 or e-mail:
Top of page	
Vol II table of contents	
Back	
Next	
Feedback	

Middle Kuskokwim Electric Cooperative, Inc.	450,244	398,580	848,824
Municipal Light & Power Municipality of Anchorage d/b/a	148,289,000	902,428,000	1,050,717,000
Napakiak Ircinaq Power Company ⁵	377,763	270,618	648,381
Pelican Utility District ado Kake Tribal Corp. ⁶	Not Reported	Not Reported	2,018,260
TDX-Stand Point Generating, Inc. ⁴	1,405,070	2,137,969	3,543,039
Tanana Power Company, Inc.	481,458	835,170	1,316,628
Tatitlek Electric Utility	Not Reported	Not Reported	Not Reported
Teller Power Company, Inc.	Not Reported	Not Reported	Not Reported
Napakiak Ircinaq Power Company			
TOTAL	1,602,719,100	5,074,685,614	6,707,523,258

¹ Information presented for year ending 6/30/00.

² Information presented for year ending 9/30/00.

³ Information presented for year ending 4/30/00.

⁴ Information presented for year ending 11/30/00.

⁵ Information presented for year ending 10/31/00.

⁶ Utility reported kWh sales in its Regulatory Cost Charge report dated 12/31/00.

⁷ Kilowatt-Hours Sold Commercial and Other, includes sales for resale.

[RCA home page](#)

[Top of page](#)

[Vol III table of contents](#)



[Back](#)



[Next](#)

Questions or comments?

Regulatory Commission of Alaska

701 W. 8th Avenue., Suite 300

Anchorage, Alaska 99501-3469

(907)-276-6222 / (800)-390-2782

or e-mail:

Feedback



Central	Monthly Bill	44.90	224.51	336.76	Far
	PCE Credit	18.02	90.10	126.14	
	Customer Bill	26.88	134.41	210.62	
Chauthbaluk	Monthly Bill	84.03	360.16	532.74	Mid Co
	PCE Credit	28.47	142.35	199.29	
	Customer Bill	55.56	217.81	333.45	
Chignik L	Monthly Bill	52.88	244.40	364.10	Chi
	PCE Credit	22.49	112.45	157.43	
	Customer Bill	30.39	131.95	206.67	
Chistochina	Monthly Bill	49.41	205.78	303.51	Ala
	PCE Credit	18.07	90.35	126.49	
	Customer Bill	31.34	115.43	177.02	
Chugiak	Monthly Bill	16.33	59.07	85.78	Mat Inc.
	PCE Credit	-	-	-	
	Customer Bill	16.33	59.07	85.78	
Coffman Cove	Monthly Bill	42.48	171.13	251.53	Ala
	PCE Credit	13.08	65.40	91.56	
	Customer Bill	29.40	105.73	159.97	
Cold Bay	Monthly Bill	56.39	231.96	314.69	G &
	PCE Credit	22.26	111.30	155.82	
	Customer Bill	34.13	120.66	185.87	
Craig	Monthly Bill	28.45	100.98	146.31	Ala
	PCE Credit	3.75	18.75	26.25	
	Customer Bill	24.70	82.23	120.06	
Crooked Creek	Monthly Bill	84.03	360.13	532.74	Mid Co
	PCE Credit	28.47	142.35	199.29	
	Customer Bill	55.56	217.81	333.45	

	PCE Credit	-	-	-	
	Customer Bill	21.04	61.21	87.27	
Healy	Monthly Bill	19.46	57.28	76.55	Gol
	PCE Credit	-	-	-	Ass
	Customer Bill	19.46	57.28	76.55	
Healy Lake	Monthly Bill	49.87	208.08	306.96	Ala
	PCE Credit	18.39	91.95	128.73	
	Customer Bill	31.48	116.13	178.23	
Hollis	Monthly Bill	28.45	100.98	146.31	Ala
	PCE Credit	3.75	18.75	26.25	
	Customer Bill	24.70	82.23	120.06	
Homer	Monthly Bill	20.75	59.77	84.16	Ho
	PCE Credit	-	-	-	
	Customer Bill	20.75	59.77	84.16	
Hope	Monthly Bill	16.51	57.55	83.21	Ch
	PCE Credit	-	-	-	
	Customer Bill	16.51	57.55	83.21	
Hydaburg	Monthly Bill	28.45	100.98	146.31	Ala
	PCE Credit	3.75	18.75	26.25	
	Customer Bill	24.70	82.23	120.06	
Juneau	Monthly Bill	17.87	55.36	78.79	Ala
	PCE Credit	-	-	-	Co
	Customer Bill	17.87	55.36	78.79	
Kenai	Monthly Bill	20.75	59.77	84.16	Ho
	PCE Credit	-	-	-	
	Customer Bill	20.75	59.77	84.16	
Kipnuk	Monthly Bill	27.51	137.56	206.34	Kip
	PCE Credit	8.20	41.00	57.40	
	Customer Bill	19.31	96.56	148.94	

North Pole	Monthly Bill	19.46	57.28	76.55	Gol Ass
	PCE Credit	-	-	-	
	Customer Bill	19.46	57.28	76.55	
Northway	Monthly Bill	47.91	198.28	292.26	Ala
	PCE Credit	17.01	85.05	119.07	
	Customer Bill	30.90	113.23	173.19	
Palmer	Monthly Bill	16.33	59.07	85.78	Mat Inc.
	PCE Credit	-	-	-	
	Customer Bill	16.33	59.07	85.78	
Port Graham	Monthly Bill	21.04	61.21	87.27	Ho
	PCE Credit	-	-	-	
	Customer Bill	21.04	61.21	87.27	
Port Lions	Monthly Bill	22.53	82.66	120.24	Ko
	PCE Credit	-	-	-	
	Customer Bill	22.53	82.66	120.24	
Red Devil	Monthly Bill	84.03	360.16	532.74	Mid Co
	PCE Credit	28.47	142.35	199.29	
	Customer Bill	55.56	217.81	333.45	
Sand Point	Monthly Bill	42.55	185.08	274.16	Sa
	PCE Credit	16.44	82.20	115.08	
	Customer Bill	26.11	102.88	159.08	
Seldovia	Monthly Bill	21.04	61.21	87.27	Ho
	PCE Credit	-	-	-	
	Customer Bill	21.04	61.21	87.27	
Skagway	Monthly Bill	27.95	98.48	142.56	Ala
	PCE Credit	3.46	17.30	24.22	
	Customer Bill	24.49	81.18	118.34	
Sleetmute	Monthly Bill	84.03	360.16	532.74	Mid

Unalakleet	Monthly Bill	30.93	138.66	205.99	Mat Inc.
	PCE Credit	8.67	43.35	60.69	
	Customer Bill	22.26	95.31	145.30	
Wasilla	Monthly Bill	16.33	59.07	85.78	Mat Inc.
	PCE Credit	-	-	-	
	Customer Bill	16.33	59.07	85.78	
Whale Pass	Monthly Bill	44.41	180.78	266.01	Ala
	PCE Credit	14.44	72.20	101.08	
	Customer Bill	29.97	108.58	164.93	
Whittier	Monthly Bill	16.51	57.55	83.21	Ch
	PCE Credit	-	-	-	
	Customer Bill	16.51	57.55	83.21	
Willow	Monthly Bill	16.33	59.07	85.78	Mat Inc.
	PCE Credit	-	-	-	
	Customer Bill	16.33	59.07	85.78	


NOTE: The contents of this page was revised on March 2, 2002.

RCA home page Top of page Vol H table of contents  Back  Next	<p>Questions or comments? Regulatory Commission of Alaska 701 W. 8th Avenue, Suite 300 Anchorage, Alaska 99501-3469 (907)-276-6222 / (800)-390-2782 or e-mail</p> <p>Feedback</p>
---	--

	ALLAKAKET	29.45
	BETTLES	23.61
	CHISTOCHINA	22.46
	COFFMAN	16.27
	COVE	
	CRAIG	4.67
	DOT LAKE	10.64
	EAGLE	21.26
	EAGLE	21.26
	VILLAGE	
	EVANSVILLE	23.61
	HAINES	4.30
	HEALY LAKE	22.86
	HOLLIS	4.67
	HYDABURG	4.67
	KLAWOCK	4.67
	MENTASTA	23.43
	NAUKATI	15.15
	NORTHWAY	21.15
	SKAGWAY	4.30
	TETLIN	24.82
	TOK	9.79
	WHALE PASS	17.95
	ALAKANUK	20.88
	AMBLER	27.31
	ANVIK	23.79
	BREVIG	23.47
	MISSION	
	CHEVAK	21.49
	EEK	23.68
	ELIM	22.54
	EMMONAK	21.22
	GAMBELL	25.03
	GOODNEWS	25.61
	BAY	
	GRAYLING	23.08
	HOLY CROSS	23.40
	HOOPER BAY	22.56
	HUSLIA	26.25
	KALTAG	24.38
* —	Alaska Village Electric Cooperative	

* —	Andreanof Electric Corporation	ATKA	21.35
	Aniak Light and Power	ANIAK	24.04
* —	Atmautluak Joint Utilities	ATMAUTLUAK	13.28
* —	Beaver Joint Utilities Electric	BEAVER	25.76
	Bethel Utilities Corporation	BETHEL	11.75
		OSCARVILLE	11.75
* —	Buckland, City of	BUCKLAND	6.00
** —	Chalkyitsik Village Energy Systems	CHALKYITSIK	32.04
** —	Chenega Bay IRA Village Council	CHENEGA BAY	12.53
** —	Chignik Lagoon Power Utility Board	CHIGNIK LAGOON	9.76
	Chignik Lake Electric Utility	CHIGNIK LAKE	27.96
* —	Chignik, City of	CHIGNIK	17.63
* —	Chitina Electric, Inc.	CHITINA	18.38
* —	Circle Electric, Inc	CIRCLE	22.42
** —	Clarks Point, City of	CLARKS POINT	23.26
* —	Cordova Electric Cooperative	CORDOVA	9.75
		EYAK	9.75
* —	Diomedea Joint Utilities	DIOMEDE	22.12
	Egegik Light & Power Co.	EGEGIK	26.15
** —	Ekwok, City of	EKWOK	19.60
** —	Elfin Cove Electric Utility	ELFIN COVE	6.48
* —	False Pass Electric Association	FASLE PASS	11.09
	Far North Utilities	CENTRAL	22.41
		CIRCLE HOT SPRINGS	22.41
	G&K, Inc.	COLD BAY	27.68
* —	Galena, City of	GALENA	10.54
* —	Golovin, City of	GOLOVIN	19.52
	Gustavus Electric Co.	GUSTAVUS	35.40
	Gwitchyaa Zhee Utilities	FORT YUKON	13.39
* —	Hughes, City of	HUGHES	27.08
** —	Igiugig Electric Company	IGIUGIG	18.35
* —	I-N-N Electric Coop.	ILIAMNA	32.10
		NEWHALEN	32.10
		NONDALTON	32.10

	ATQASUK	2.76
	KAKTOVIK	1.04
	NUIQSUT	2.76
	POINT HOPE	1.04
	POINT LAY	2.76
	WAINWRIGHT	1.04
* —	Nunam Iqua Electric Company	SHELDON POINT 20.56
* —	Nushagak Electric Cooperative	ALEKNAGIK 7.33
	DILLINGHAM	7.33
* —	Ouzinkie, City of	OUZINKIE 16.25
** —	Pedro Bay Village Council-Electric	PEDRO BAY 29.97
** —	Perryville Electric Utility	PERRYVILLE 14.29
* —	Pilot Point Electrical Utility	PILOT POINT 15.62
** —	Platinum, City of	PLATINUM 34.66
* —	Port Heiden, City of	PORT HEIDEN 8.98
* —	Puvurnaq Power Co.	KONGIGANAK 16.04
* —	Ruby, City of	RUBY 20.35
	Sand Point Electric Co.	SAND POINT 20.44
* —	St. George, City of	ST. GEORGE 15.71
* —	St. Paul Municipal Electric Utility	ST.PAUL 13.19
* —	Takotna Community Association Utilities	TAKOTNA 15.41
* —	Tanalian Electric Cooperative	PORT ALSWORTH 18.27
	Tanana Power Co.	TANANA 29.47
	Tatitlek Electric Utility	TATITLEK 10.34
	Teller Power Co.	TELLER 35.40
* —	Tenakee Springs Electric Utility	TENAKEE SPRINGS 16.00
* —	Thorne Bay (City of) Electrical Utility	THORNE BAY 7.42
* —	Tlingit-Haida Regional Electrical Authority	ANGOON 19.77
	CHILKAT VALLEY 19.77	
	HOONAH 19.77	
	KAKE 19.77	
	KASAAN 19.77	
	KLUKWAN 19.77	
** —	Tuluksak Traditional Power Utility	TULUKSAK 17.83

Gas Utilities¹ Certificated	RCA home page
	Vol II table of contents
	 Back
	 Next

ALASKA INTRASTATE GAS COMPANY (AIGC)¹

Phase I: Juneau, Ketchikan, and Sitka (Service required by July 1, 2001)
 Phase II: Cordova, Craig, Klawock, Kodiak, Petersburg, Valdez, and Wrangell (Service Required by July 1, 2005)
 Phase III: Angoon, Haines, Kake, Klukwan, Metlakatla, Skagway, and Yakutat (Service Required by July 1, 2010)

ALASKA PIPELINE COMPANY (A DIVISION OF SEMCO)

*** BARROW UTILITIES AND ELECTRIC COOPERATIVE, INC. (BUECI)**

Provides service to Barrow

BELUGA PIPE LINE COMPANY (BELUGA)

Provides service to Wholesale Customers

ENSTAR NATURAL GAS COMPANY A DIVISION OF SEMCO (ENSTAR)

Provides service to Anchorage, Big Lake, Chugiak, Eagle River, Eklutna, Girdwood, Houston, Kenai, Knik, Nikiski, Palmer, Peters Creek, Soldotna, Sterling, Wasilla, Whittier

FAIRBANKS NATURAL GAS, LLC D/B/A NORTHERN ECLIPSE, LLC (FNG)

Provides service to Fairbanks

*** KENAI, CITY OF (KENAI)**



Provides service to Kenai



NORGASCO, INC. (NORGASCO)


Provides service to Deadhorse/Prudhoe Bay

¹ AIGC is granted temporary operating authority

*Not regulated by the Regulatory Commission of Alaska as to rates and service.

RCA home page Top of page Vol II table of contents  Back  Next	Questions or comments? Regulatory Commission of Alaska 701 W. 8th Avenue, Suite 300 Anchorage, Alaska 99501-3469 (907) 276-6222 (800) 390-2782 or e-mail Feedback
--	--

RCA Home page	Questions or comments? Regulatory Commission of Alaska 701 W. 8th Avenue, Suite 300 Anchorage, Alaska 99501-3469 (907)-276-6222 / (800)-390-2782 or e-mail:
Top of page	
Table of contents	Feedback
 Back	
 Next	



ALASKA WASTE TRANSFER (AWT)

Provides service to Anchorage

*** ALL ALASKA ENTERPRISES MIKE DOWNS D/B/A (AAE)**

Provides service to Big Lake, Knik, Lake Louise, Sutton, Talkeetna

*** ALMA CORPORATION (ALMA)**

Provides service to Wasilla

ANCHORAGE REFUSE, INC. (div of Waste Mngmt of Alaska, Inc.) (ARI)

Provides service to Anchorage, Chugiak, Eagle River, and Peters Creek

*** ANCHORAGE, MUNICIPALITY OF (MOA)**

Provides service to Anchorage

ANDERSEN, INCORPORATED (div of Waste Mngmt of Alaska, Inc.) (ANDERSEN)

Provides service to Nome

*** ANIAK DISPOSAL SERVICE RONALD N. CHOATE D/B/A (ADS)**

Provides service to Aniak

ARROW REFUSE, INC. (div of Waste Mngmt of Alaska, Inc.) (ARROW)

Provides service to Douglas, Juneau

*** ROBERT E. BARTLETT d/b/a BARTLETT INDUSTRIES (BARTLETT)**

Provides service to Fairbanks

*** BELUGA ENVIRONMENTAL SERVICES, INC. (BESI)**

Provides service to Tyonek

*** COLVILLE ENVIRONMENTAL SERVICES (CES)**

Provides service to Deadhorse/Prudhoe Bay

*** COMMERCIAL REFUSE, INC. (CRI)**

Provides service to Anchorage

*** MATANUSKA-SUSITNA BOROUGH (MAT-SU)**

Provides service to Palmer

*** MCGRATH TRASH AND REFUSE (MTR)**

Provides service to McGrath

*** NAABIA NIIGN, LTD. (NNL)**

Provides service to Northway

*** NORTH SLOPE BOROUGH UTILITIES (NSB)**

Provides service to Anaktuvuk Pass, Atkasuk, Barrow, Deadhorse/Prudhoe Bay, Kaktovik, Nuiqsut, Point Hope, Point Lay, Wainwright

*** PALMER, CITY OF (PALMER)**

Provides service to Palmer

*** PATTERSON, [EARL] SANITATION & REFUSE SERVICE, INC. (PATTERSON)**

Provides service to Naknek

PENINSULA SANITATION COMPANY, INC. (div of Waste Mngmt of Alaska, Inc.) (PSC)

Provides service to Anchor Point, Clam Gulch, Cooper Landing, Girdwood, Homer, Hope, Indian/Bird, Kachemak, Kalifonsky, Kasilof, Kenai, Moose Pass, Nikiski, Ninilchik, Salamatof, Seward, Soldotna, Sterling

*** PETERSBURG, CITY OF (PETERSBURG)**

Provides service to Petersburg

*** RAMSEY & SONS TRUCKING (RST)**

Provides service to Anchorage

*** RAVEN REFUSE (RAVEN)**

*** ROBERT RICHARDS d/b/a TRASH TALK (TRASH TALK)**

Provides service to Fairbanks

*** SEWARD, CITY OF (SEWARD)**

Provides service to Seward

*** SITKA, CITY AND BOROUGH OF (SITKA)**

Provides service to Mount Edgecumbe, Sitka

*** SKAGWAY, CITY OF (SKAGWAY)**

Provides service to Skagway

*Regulatory Commission of Alaska**2001 Annual Report - Statistical Section***Refuse Utilities - Gross Operating Revenues**

Prepared by Chris D. Smith

2000 Calendar Year

Revenues ¹

Utility	Net Plant	Gross Revenue	Net Income	Customers
---------	-----------	---------------	------------	-----------

Gross Operating Revenue \$250,000 or Greater

Alaska Waste Transfer, Inc.	\$ 579,142	\$ 914,007	\$ 11,521	300
Anchorage Refuse, Inc.*	541,964	7,270,971	1,439,158	34,767
Anderson Refuse, Inc.*	134,681	413,734	(1,132)	1,878
Arrow Refuse, Inc.*	436,267	4,652,083	193,221	6,943
Commercial Refuse, Inc.	172,247	723,737	50,305	39
Peninsula Sanitation Co., Inc.*	444,317	1,692,708	234,122	2,347
Raven Refuse	Not Reported	Not Reported	Not Reported	Not Reported
Robert E. Bartlett d/b/a Bartelett Industries	Not Reported	Not Reported	Not Reported	Not Reported
Tongass Sanitation, Inc.*	105,473	896,840	(6,335)	1,176
Valley Refuse	119,686	580,770	14,183	2,215
Williwaw Services, Inc.*	52,181	286,398	45,300	108
Wasilla Refuse, Inc.*	485,048	1,650,803	198,313	1,287
Subtotal	\$ 3,071,006	\$ 19,082,051	\$ 2,178,656	51,060

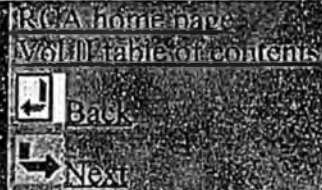
Gross Operating Revenue Less Than \$250,000

Alma Corporation**	**	**	**	**
Cook Inlet Refuse, Inc.**	**	**	**	**
Denali Commercial Management Inc.**	**	**	**	**

Regulatory Commission of Alaska

2001 Annual Report - Statistical Section

Refuse Rates - Sample Monthly Residential



Prepared by Jennifer Meiwes

As of June 30, 2001

<u>Community</u>	<u>Utility</u>	<u>2 Cans</u>	<u>3 Cans</u>	<u>RCC **</u>	<u>2 Cans Total</u>	<u>3 Cans Total</u>
Anchorage	Anchorage Refuse, Inc.		\$14.82	1.254%	\$ -	\$ 15.01
Nome	Andersen, Incorporated	\$17.25		0.000%	17.25	-
Juneau	Arrow Refuse, Inc.		\$22.38	1.254%	-	22.66
Fairbanks	Drake's Sanitation, Inc.	\$12.00		1.254%	12.15	-
Eagle River	Eagle River Refuse, Inc.		\$15.86	1.254%	-	16.06
Anderson/Clear	Lausen's Dependable Disposal, Inc. 3	\$25.00		0.000%	25.00	-
Healy/Nenana	Lausen's Dependable Disposal, Inc. 3	\$25.00		0.000%	25.00	-
Cantwell	Lausen's Dependable Disposal, Inc. 3, 4	\$18.00		0.000%	18.00	-
Girdwood/Alyeska	Peninsula Sanitation Co., Inc.	\$21.99		1.254%	22.27	-
Homer	Peninsula Sanitation Co., Inc.	\$16.22		1.254%	16.42	-
Hope-Turnagain Arm	Peninsula Sanitation Co., Inc.	\$21.99		1.254%	22.27	-
Kenai	Peninsula Sanitation Co., Inc.		\$15.52	1.254%	-	15.71
Soldotna	Peninsula Sanitation Co., Inc.		\$15.52	1.254%	-	15.71
Seward ¹	Peninsula Sanitation Co., Inc.		\$10.85	1.254%	-	10.99
Fairbanks	Star Sanitation Services, Inc.		\$11.60	1.254%	-	11.75
Ketchikan	USA Waste Inc.		\$17.95	1.254%		18.18
Mat-Su Valley	Valley Refuse, Inc.		\$25.50	1.254%	-	25.82
Mat-Su Valley	Wasilla Refuse, Inc.	\$28.76		1.254%	29.12	-
Unalaska	Williwaw Services, Inc. ²	\$36.90		1.254%	37.36	-

¹ Outside the Seward City Limits only² 8 bags per month³ Rates shown are pending Commission approval⁴ Bi-Monthly Service

** RCC Rate is multiplied by the monthly rate in order to calculate total (e.g. 14.82 x 1.01254 = 15.01)

Regulatory Commission of Alaska

2001 Annual Report - Statistical Section

Sewer Utilities Certificated

RCA Home Page

Available Documents

Back

Next

ANCHORAGE WATER AND WASTEWATER UTILITY MUNICIPALITY OF ANCHORAGE D/B/A (AWWU)

Provides service to Anchorage, Chugiak, Eagle River, Girdwood

*** BARROW UTILITIES AND ELECTRIC COOPERATIVE, INC. (BUECI)**

Provides service to Barrow

*** BETHEL, CITY OF (BETHEL)**

Provides service to Bethel

COLLEGE UTILITIES CORPORATION (CUC)

Provides service to College, Fairbanks

*** COPPER VALLEY CONSTRUCTION COMPANY (CVCC)**

Provides service to Copper Center, Glennallen

*** CORDOVA, CITY OF (CORDOVA)**

Provides service to Cordova

*** CRAIG, CITY OF (CRAIG)**

Provides service to Craig

CRYSTAL CATHEDRALS WATER & SEWER SYSTEM, INC. (CCWSS)

Provides service to Haines

*** DILLINGHAM, CITY OF (DILLINGHAM)**

Provides service to Dillingham

*** EGEGIK, CITY OF (CITY)**

Provides service to Egegik

*** GALENA, CITY OF (GALENA)**

Provides service to Galena

GOLDEN HEART UTILITIES, INC. (GHU)

Provides service to Fairbanks

*** NORTH POLE UTILITY CITY OF NORTH POLE D/B/A (NORTH POLE)**

Provides service to North Pole

*** NORTH SLOPE BOROUGH UTILITIES (NSB)**

Provides service to Anaktuvuk Pass, Atkasuk, Deadhorse/Prudhoe Bay, Kaktovik, Nuiqsut, Point Hope, Point Lay, Wainwright

*** PALMER, CITY OF (PALMER)**

Provides service to Palmer

*** PETERSBURG, CITY OF (PETERSBURG)**

Provides service to Petersburg

*** RANGEVIEW UTILITIES (RANGEVIEW)**

Provides service to Anchorage

*** SAXMAN, CITY OF (SAXMAN)**

Provides service to Saxman

*** SELDOVIA, CITY OF (SELDOVIA)**

Provides service to Seldovia

*** SEWARD, CITY OF (SEWARD)**

Provides service to Seward

*** SITKA, CITY AND BOROUGH OF (SITKA)**

Provides service to Mount Edgecumbe

*** SKAGWAY, CITY OF (SKAGWAY)**

Provides service to Skagway

*** SOLDOTNA, CITY OF (SOLDOTNA)**

Provides service to Soldotna

*** THORNE BAY, CITY OF (THORNE BAY)**

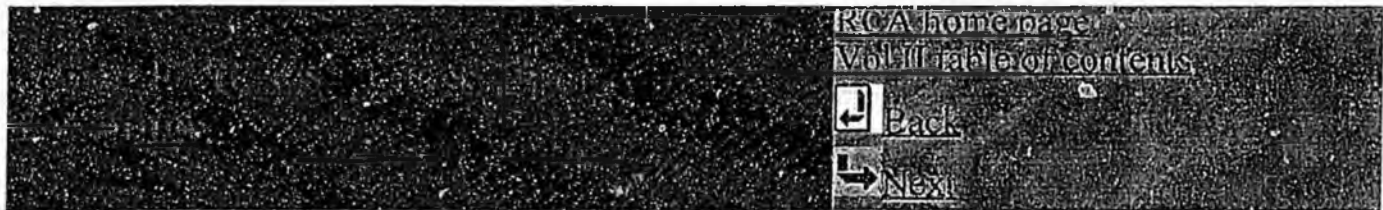
Provides service to Thorne Bay

TRILLIUM CORPORATION (TRILLIUM)

Provides service to Wasilla

*** UNALASKA, CITY OF (UNALASKA)**

Provides service to Dutch Harbor, Unalaska

*Regulatory Commission of Alaska**2001 Annual Report - Statistical Section*

Prepared by Chris D. Smith



2000 Calendar Year

Revenues ¹

Utility	Net Plant ²	Gross Revenue	Net Income	Customers
Gross Operating Revenue \$1,000,000 or Greater				
Anchorage Water & Wastewater Utility, Municipality of Anchorage d/b/a	\$ 64,735,943	\$ 24,190,203	\$ 4,707,403	51,342
College Utilities Corporation	5,010,658	1,951,100	305,544	1,772
Golden Heart Utilities	14,083,977	6,362,289	20,732	6,036
Subtotal	\$ 83,830,578	\$ 32,503,592	\$ 5,033,679	59,150
Gross Operating Revenue Less Than \$250,000				
Crystal Cathedral Water and Sewer System, Inc.	\$ 442,264	\$ 10,529	\$ (27,641)	31
Trillium Corporation	-	4,821	(17,484)	38
Subtotal	\$ 442,264	\$ 15,350	\$ (45,125)	69
TOTAL	\$ 84,272,842	\$ 32,518,942	\$ 4,988,554	59,219

¹ Revenue Classes per 3 AAC 48.227.² For sewer utilities net plant is shown net of contributions-in-aid of construction which consists of assessments or grants from customers or other sources that are used to fund

Sewer Rates - Sample Monthly Residential



[RCA home page](#)
[Top of page](#)
[Table of contents](#)
 Back
 Next

Prepared by Matt Anger

Rates effective 6/30/01


Community	Monthly Rate	RCC	Total Monthly Rate	Uti
Anchorage	\$ 21.20	0.590%	\$ 21.33	Anchorage Water
Eagle River	\$ 21.20	0.590%	\$ 21.33	Anchorage Water
Girdwood	\$ 21.20	0.590%	\$ 21.33	Anchorage Water
Settler's Bay	\$ 10.85	0.000%	\$ 10.85	Trillium Corp.
Fairbanks	\$ 36.39	0.590%	\$ 39.62	College Utilities C
Fairbanks	\$ 20.00	0.000%	\$ 20.00	Lakeview Enterpri
Fairbanks	\$ 27.25	0.590%	\$ 27.41	Golden Heart Utili
Haines	\$ 52.49	0.590%	\$ 52.80	Crystal Cathedral

The RCC Rate is multiplied by the Monthly Rate to obtain the Total Rate (e.g. 21.20 x 1.0059 = 21.33).

RCA home page Top of page Table of contents  Back  Next	<p>Questions or comments? Regulatory Commission of Alaska 701 W. 8th Avenue, Suite 300 Anchorage, Alaska 99501-3169 (907)-276-6222 / (800)-390-2782 or e-mail</p> <p>Feedback</p>
---	--

Regulatory Commission of Alaska



2001 Annual Report - Statistical Section

<h2 style="margin: 0;">Steam Heat Utilities Gross Operating Revenues</h2>	RCA home page
	Vol III table of contents
	 Back
	 Next

Prepared by Chris D. Smith

2000 Calendar Year

Utility	Net Plant	Gross Revenue	Net Income	Customers
Aurora Energy, LLC	\$ 7,991,033	\$ 1,540,413	\$ (1,492,060)	135
TOTAL	\$ 7,991,033	\$ 1,540,413	\$ (1,492,060)	135

RCA home page Top of page Vol II table of contents  Back  Next	<p>Questions or comments? Regulatory Commission of Alaska 701 W. 8th Avenue., Suite 300 Anchorage, Alaska 99501-3469 (907)-276-6222 / (800)-390-2782 or e-mail: Feedback</p>
--	--

Seward, Sitka, Soldotna, Sterling, Wrangell

HOONAH TLINGIT & HAIDA COMMUNITY COUNCIL (HTHCC)

Provides service to Hoonah

HYTEK COMMUNICATIONS, INC. (HCI)

Provides service to Delta Junction, Nenana

ISLAND CABLE T.V. (ICTV)

Provides service to Ouzinkie, Women's Bay

KING COVE CORPORATION (KCC)

Provides service to King Cove

KOTLIK, CITY OF (KOTLIK)

Provides service to Kotlik

McGRATH BROADCASTING COMPANY (MBC)

Provides service to McGrath

NUSHAGAK TELEPHONE COOPERATIVE, INC. (NTCI)

Provides service to Dillingham

ROGERS CABLESYSTEMS OF ALASKA, INC. (ROGERS)

Provides service to Palmer, Wasilla

SHISHMAREF NATIVE CORPORATION (SNC)

Provides service to Shishmaref

SUPERVISION CABLE T.V. (SUPERVISION)

Provides service to Ruby, Tanana, Whittier

THORNE BAY COMMUNITY T.V., INC. (TBTV)

Provides service to Thorne Bay

VILLAGE CABLE COMPANY, INC. (VCC)



Provides service to Mountain Village

*Regulated by the RCA as to rates and service.

Regulatory Commission of Alaska

2001 Annual Report - Statistical Section



Cable Television Utilities - Gross Operating Revenues

[RCA home page](#)
[Top of page](#)
[Table of contents](#)
 Back
 Next

Prepared by Chris D. Smith

2000 Calendar Year

Utility	Net Plant	Gross Revenue	Net Income	Customers
GCI Cable/Juneau, Inc.	\$ 6,574,000	\$ 6,189,000	\$ 981,000	8,130
TOTAL	\$ 6,574,000	\$ 6,189,000	\$ 981,000	8,130

<p>RCA home page Top of page Table of contents  Back  Next</p>	<p>Questions or comments? Regulatory Commission of Alaska 701 W. 8th Avenue, Suite 300 Anchorage, Alaska 99501-3469 (907)-276-6222 / (800)-390-2782 or e-mail Feedback</p>
--	---

FEDERAL TRANSTEL, INC. (FTT)
GENERAL COMMUNICATION, INC., AND GCI GCI COMMUNICATION CORP. D/B/A (GCI)
GLOBAL CROSSING NORTH AMERICAN NETWORKS, INC. (GCNANI)
GLOBAL CROSSING TELECOMMUNICATIONS, INC (GLOBAL)
GTE COMMUNICATIONS CORPORATION (GTE COMMUNICATIONS)
IDT AMERICA, CORP. (IDT)
INTELLICALL OPERATOR SERVICES, INC. (INTELLICAL)
INTERMEDIA COMMUNICATIONS, INC. (INTERMEDIA)
INTERNATIONAL TELECOM, INC. (ITI)
INVISION TELECOM, INC. (INVISION)
ITC^DELTACOM COMMUNICATIONS, INC. (DELTACOM)
JD SERVICES D/B/A AMERICAN FREEDOM NETWORK (JD SERVICE)
KING SALMON COMMUNICATIONS, INC. (KSC)
MCI WORLDCOM COMMUNICATIONS, INC. (MCIWCC)
MTA LONG DISTANCE, INC. (MTA-LD)
NETLOJIX TELECOM, INC. (NETLOJIX)
NETWORK COMMUNICATIONS INTERNATIONAL CORPORATION (NCIC)
NETWORK PLUS, INC. (NETWORK PLUS)
NEW EDGE NETWORK INC., d/b/a NEW EDGE NETWORKS (NEW EDGE)
NEXTLINK LONG DISTANCE SERVICES, INC. (NEXTLINK)
NORTHWEST COMMUNICATIONS, INC. AUTOMATED INFORMATION MGMT SYSTEMS D/B/A (NORTHWEST)
NUSHAGAK LONG DISTANCE, INC. (NLDI)
ONE CALL COMMUNICATION, INC. D/B/A OPTICOM (ONE CALL)
OTZ TELEPHONE COOPERATIVE, INC. (OTZ)
PAC-WEST TELECOMM, INC. (PAC-WEST)
PDS, INC. (PDS)
QUEST TELECOMMUNICATIONS, INC. (QUEST)
SECURE COMMUNICATIONS, INC. (SECURE)

Regulatory Commission of Alaska

2001 Annual Report - Statistical Section



Local Exchange Carriers Certificated

ACS OF ALASKA, INC. d/b/a ALASKA COMMUNICATIONS SYSTEMS, ACS LOCAL SERVICE, & ACS (ACS-AK)

Provides service to Douglas, Eielson AFB, Fort Wainwright, Juneau

ACS OF ANCHORAGE, INC. d/b/a ALASKA COMMUNICATIONS SYSTEMS, ACS LOCAL SERVICE, & ACS (ACS-AN)

Provides service to Anchorage Girdwood,, Hope, Indian/Bird

ACS OF FAIRBANKS, INC. d/b/a ALASKA COMMUNICATIONS SYSTEMS, ACS LOCAL SERVICE, & ACS (ACS-F)

Provides service to College, Fairbanks, Fox

ACS OF THE NORTHLAND, INC. d/b/a ALASKA COMMUNICATIONS SYSTEMS, ACS LOCAL SERVICE, & ACS (ACS-N)

Provides service to Akhiok, Akutan, Alatna, Anchor Point, Angoon, Atka, Bethel, Birch Lake, Border City, Chatham, Chignik, Chignik Lagoon, Chignik Lake, Chiniak, Clam Gulch, Coffman Cove, Cube Cove, Delta Junction, Egegik, Elfin Cove, English Bay, Gustavus, Halibut Cove, Hobart Bay, Homer, Hughes, Huslia, Ivanof Bay, Kachemak, Kaguyak, Kake, Kalifonsky, Kaltag, Karluk, Kasaan, Kasilof, Kazakof Bay, Kenai, Klawock, Klawock Airport, Kodiak, Kokhanok, Koyukuk, Larsen Bay, Long Island, Meshik, Mount Edgecumbe, Nelson Lagoon, Nenana, Nikiski, Nikolaevski, Nikolski, Ninilchik, Nondalton, North Pole, Northway, Nulato, Old Harbor, Ouzinkie, Pedro Bay, Pelican, Perryville, Pilot Point, Point Baker, Port Alexander, Port Alsworth, Port Graham, Port Moller, Port Protection, Portage Creek, Saint George, Saint Paul, Salamatof, Seldovia, Sitka, Soldotna, Sterling, Tenakee Springs, Thorne Bay, Women's Bay, Yakutat,

ALASKA FIBER STAR, LLC (AFS)

Provides service to Anchorage

ALASCOM, INC. AT&T ALASCOM D/B/A (AT&T ALASCOM)

Provides service to Anchorage, Girdwood, Hope, Indian/Bird

ALASKA TELEPHONE COMPANY (FORMERLY NATIONAL UTILITIES, INC.) (ATC)

***KETCHIKAN, CITY OF (KETCHIKAN)**

Provides service to Clover Pass, Ketchikan, Saxman, Ward Cove

LEVEL 3 COMMUNICATIONS, LLC (LEVEL 3)

Provides service to Anchorage, Fairbanks, and Juneau

MATANUSKA TELEPHONE ASSOCIATION, INC. (MTA)

Provides service to Anderson, Big Lake, Cantwell, Chickaloon, Chugiak, Clear, Eagle River, Eklutna, Healy, Houston, Kantishna, Knik, McKinley Park, Palmer, Peters Creek, Petersburg, Point MacKenzie, Sutton, Talkeetna, Tyonek, Wasilla, Willow

MUKLUK TELEPHONE COMPANY, INC. TELALASKA, INCORPORATED D/B/A (MUKLUK)

Provides service to Brevig Mission, Council, Diomede (Little), Golovin, Koyuk, Saint Michael, Shaktoolik, Shishmaref, Stebbins, Teller, Wales, White Mountain

NEW EDGE NETWORK, INC. d/b/a NEW EDGE NETWORKS (NEW EDGE)

Provides service to Anchorage, Fairbanks, Juneau, and Fort Wainwright

NORTH COUNTRY TELEPHONE, INC. (NTCI)

Provides service to Eagle/Eagle Village

NUSHAGAK TELEPHONE COOPERATIVE, INC. (NTCI)

Provides service to Aleknagik, Clarks Point, Dillingham, Eku, Manokotak

OTZ TELEPHONE COOPERATIVE, INC. (OTZ)

Provides service to Ambler, Buckland, Candle, Deering, Kiana, Kivalina, Kobuk, Kotzebue, Noatak, Noorvik, Selawik, Shungnak

SUMMIT TELEPHONE COMPANY SUMMIT TELEPHONE & TELEGRAPH CO. OF ALASKA D/B/A (SUMMIT)

Provides service to Chatanika, Chena Hot Springs, Cleary Summit, Coldfoot, Wiseman

UNITED UTILITIES, INC. (UII),

Provides service to Akiachak, Akiak, Alakanuk, Arctic Village, Atmaultuak, Beaver, Birch Creek, Central, Chalkyitsik, Cheforak, Chevak, Chuathbaluk, Circle Hot Springs, Eek, Emmonak, Gambell, Goodnews Bay, Hooper Bay, Kasigluk/Akolmuit, Kipnuk, Kongiganak, Kotlik, Kwethluk, Kwigillingok, Lake Minchumina, Lime Village, Livengood, Manley Hot Springs, Marshall, Merkoryuk, Minto, Mountain Village, Napakiak, Napaskiak, New Chenega Bay, Newtok, Nightmute, Nikolai, Nunapitchuk, Oscarville, Pilot Station, Pitkas Point, Platinum, Quinhagak, Rampart, Russian Mission, Saint Marys, Savoonga, Scammon Bay, Sheldon Point, Stevens Village, Takotna, Telida, Togiak, Toksook Bay, Tuluksak, Tuntutuliak, Tununak, Twin Hills, Venetie

Regulatory Commission of Alaska

2001 Annual Report - Statistical
Section**Telecommunications Utilities - Gross
Operating Revenues
(Interexchange & Local Exchange
Carriers)**

Prepared by Chris D. Smith

2000 Calendar Year

Revenues¹

Local Exchange Carrier Utility	Net Plant	Gross Revenue	Net Income	Customers
Gross Operating Revenue \$5,000,000 or Greater				
ACS of Alaska, Inc.	\$ 20,845,950	\$ 17,194,056	\$ 2,168,604	54,814
ACS of Anchorage, Inc.	179,815,088	96,280,688	10,826,610	209,474
ACS of Fairbanks, Inc.	43,936,897	32,220,030	3,395,854	61,224
ACS of the Northland, Inc.	86,586,746	62,537,657	6,525,413	91,536
Alaska Telephone Company	26,104,753	7,478,378	938,455	13,205
Arctic Slope Telephone Assn. Coop.	9,287,807	6,228,613	91,962	Not Reported
Copper Valley Telephone Cooperative, Inc.	30,921,458	10,624,713	3,261,432	10,391
General Communication Corp.	24,827,000	20,205,000	993,000	62,182
Interior Telephone Company	18,513,171	11,454,845	1,073,410	9,013
Matanuska Telephone Association, Inc.	132,450,467	56,568,215	5,939,352	59,777
OTZ Telephone Cooperative, Inc.	6,857,470	5,005,150	26,578	3,598
United Utilities, Inc.	21,873,880	13,823,015	1,413,206	6,829
Subtotal	\$ 602,020,687	\$ 339,620,360	\$ 36,653,876	582,043

Gross Operating Revenues Less Than \$5,000,000

Alaska Network System, Inc.	229,818	4,286,648	317,117	Not Reported
American Express Telecom, Inc.	Not Reported	Not Reported	Not Reported	Not Reported
American Telecommunications Enterprises, Inc.	Not Reported	Not Reported	Not Reported	Not Reported
Ameritech Communications International, Inc.*	Not Reported	61,081	Not Reported	Not Reported
AP&T Long Distance, Inc.	-	508,249	(18,178)	Not Reported
ASTAC Long Distance, Inc.	-	204,779	(12,541)	Not Reported
Alaska Communications Systems Group, Inc. f/k/a ATU Long Distance, Inc.	Not Reported	12,909,000	Not Reported	Not Reported
Bellsouth Long Distance, Inc.	+	+	+	Not Reported
BLT Technologies, Inc.*	+	56,783	+	Not Reported
Business Telecom, Inc. *	+	1,948	+	Not Reported
Cable & Wireless Inc.*	Not Reported	51,849	Not Reported	Not Reported
Chugach Electric Association, Inc.	582,950	432,562	232,559	Not Reported
Comdata Telecommunications, Inc.	+	2	+	Not Reported
Convergent Communications, Inc.*	+	+	+	Not Reported
Copper Valley Long Distance, Inc.	+	1,275	(144,808)	Not Reported
DSLnet Communications, LLC	+	+	+	Not Reported
Electric Lightwave, Inc.	Not Reported	Not Reported	Not Reported	Not Reported
Evercom Systems, Inc.*	+	1,148,404	+	Not Reported
Excel Telecommunications, Inc.	+	+	+	Not Reported
Federal Transtel, Inc.	Not Reported	Not Reported	Not Reported	Not Reported
Frontier Communications International, Inc.	Not Reported	Not Reported	Not Reported	Not Reported
Frontier Communications Services, Inc.	Not Reported	Not Reported	Not Reported	Not Reported
GCI Communications Corp.	+	182,676,000	56,348,000	Not Reported
Global Crossing Telecommunications, Inc.*	+	14,812	+	Not Reported
GTE Card Services, Inc.	+	31,537	+	Not Reported
IDT America Corporation*	+	11,297	+	Not Reported

US West Long Distance, Inc.*	+	435	+	Not Reported
VoCall Communications Corporation	+	+	+	Not Reported
Williams Communications, Inc.*	+	512,312	+	Not Reported
World Telecom Group, Inc	+	+	+	Not Reported
Worldcom Technologies, Inc.	+	+	+	Not Reported
XO Long Distance Services, Inc.	-	616	-	Not Reported
Yukon Long Distance Company	-	-	-	-
Z-Tel Communications, Inc.*	+	12	+	Not Reported
TOTAL		\$ 80,227,164		\$ 44,155,163
		253,595,561		-



¹ Revenue classes per 3 AAC 48.277.

² AT&T Alascom reports total company amounts less Local Operations

* Information obtained from Regulatory Cost Charge filings.

** AFS financial reports are consolidated for the two types of services it is authorized to provide. Accordingly, we have included its financial information in the Local Exchange Carrier section above.

+ Alaska operations not reported seperately.

RCA home page Top of page Full table of contents  Back  Next	Questions or comments? Regulatory Commission of Alaska 701 W. 8th Avenue, Suite 300 Anchorage, Alaska 99501-3469 (907)-276-6222 / (800)-390-2782 or e-mail Feedback
--	---

Beaver	\$19.80	1.172%	\$ 19.23	United Utilities, In
Bethel	\$14.29	1.172%	\$ 13.80	United_KUC, Inc.
Bettles	\$14.95	1.172%	\$ 14.45	Bettles Telephone
Big Lake	\$13.98	1.172%	\$ 13.50	Matanuska Teleph
Birch Creek	\$19.80	1.172%	\$ 19.23	United Utilities, In
Birch Lake	\$16.83	1.172%	\$ 16.30	ACS of the Northl
Bird	\$10.12	1.172%	\$ 9.70	ACS of Anchorage
Bird	\$10.12	1.172%	\$ 9.70	AT&T Alascom
Bird	\$9.82	1.172%	\$ 9.40	GCI Communicati
Border City	\$16.83	1.172%	\$ 16.30	ACS of the Northl
Bornite	\$16.28	0.000%	\$ 15.95	OTZ Telephone C
Brevig Mission	\$15.71	1.172%	\$ 15.20	Mukluk Telephon
Buckland	\$16.28	0.000%	\$ 15.95	OTZ Telephone C
Candle	\$16.28	0.000%	\$ 15.95	OTZ Telephone C
Cantwell	\$13.98	1.172%	\$ 13.50	Matanuska Teleph
Central	\$19.80	1.172%	\$ 19.23	United Utilities, In
Chalkyitsik	\$19.80	1.172%	\$ 19.23	United Utilities, In
Chatanika	\$22.62	1.172%	\$ 22.00	Summit Telephon
Chatham	\$16.83	1.172%	\$ 16.30	ACS of the Northl
Chefornak	\$19.80	1.172%	\$ 19.23	United Utilities, In
Chena Hot Springs	\$22.62	1.172%	\$ 22.00	Summit Telephon
Chevak	\$19.80	1.172%	\$ 19.23	United Utilities, In
Chicago Creek	\$16.28	0.000%	\$ 15.95	OTZ Telephone C
Chickaloon	\$13.98	1.172%	\$ 13.50	Matanuska Teleph
Chignik	\$16.83	1.172%	\$ 16.30	ACS of the Northl
Chignik Lagoon	\$16.83	1.172%	\$ 16.30	ACS of the Northl
Chignik Lake	\$16.83	1.172%	\$ 16.30	ACS of the Northl
Chiniak	\$16.83	1.172%	\$ 16.30	ACS of the Northl
Chisana	\$14.29	1.172%	\$ 13.80	Alaska Telephone
Chistochina	\$13.93	1.172%	\$ 13.45	Copper Valley Tel
Chitina	\$13.93	1.172%	\$ 13.45	Copper Valley Tel
Chuathbaluk	\$19.80	1.172%	\$ 19.23	United Utilities, In
Chugiak	\$14.29	1.172%	\$ 13.80	Matanuska Teleph
Circle Hot Springs	\$19.80	1.172%	\$ 19.23	United Utilities, In
Clam Gulch	\$16.83	1.172%	\$ 16.30	ACS of the Northl
Clarks Point	\$21.85	1.172%	\$ 21.25	Nushagak Telepho
Clear	\$13.98	1.172%	\$ 13.50	Matanuska Teleph

Fort Richardson	\$10.12	1.172%	\$ 9.70	AT&T Alascom
Fort Richardson	\$9.82	1.172%	\$ 9.40	GCI Communicati
Fort Wainwright	\$9.84	1.172%	\$ 9.42	ACS of Alaska, In
Fort Wainwright	\$9.56	1.172%	\$ 9.15	GCI Communicati
Fort Yukon	\$20.43	1.172%	\$ 19.85	Interior Telephone
Gakona	\$13.93	1.172%	\$ 13.45	Copper Valley Tel
Galena	\$20.43	1.172%	\$ 19.85	Interior Telephone
Gambell	\$19.80	1.172%	\$ 19.23	United Utilities, In
Girdwood	\$10.12	1.172%	\$ 9.70	ACS of Anchorag
Girdwood	\$10.12	1.172%	\$ 9.70	AT&T Alascom
Girdwood	\$9.82	1.172%	\$ 9.40	GCI Communicati
Glennallen	\$13.93	1.172%	\$ 13.45	Copper Valley Tel
Golovin	\$15.71	1.172%	\$ 15.20	Mukluk Telephon
Goodnews Bay	\$19.80	1.172%	\$ 19.23	United Utilities, In
Grayling	\$22.11	1.172%	\$ 21.50	Bush-Tell, Incorp
Gulkana	\$13.93	1.172%	\$ 13.45	Copper Valley Tel
Gustavus	\$16.83	1.172%	\$ 16.30	ACS of the Northl
Haines	\$14.29	1.172%	\$ 13.80	Alaska Telephone
Haines Highway	\$14.29	1.172%	\$ 13.80	Alaska Telephone
Halibut Cove	\$16.83	1.172%	\$ 16.30	ACS of the Northl
Healy	\$13.98	1.172%	\$ 13.50	Matanuska Teleph
Healy Lake	\$14.29	1.172%	\$ 13.80	Alaska Telephone
Hobart Bay	\$16.83	1.172%	\$ 16.30	ACS of the Northl
Hollis	\$14.29	1.172%	\$ 13.80	Alaska Telephone
Holy Cross	\$22.11	1.172%	\$ 21.50	Bush-Tell, Incorp
Homer	\$16.83	1.172%	\$ 16.30	ACS of the Northl
Hoonah	\$16.83	1.172%	\$ 16.30	ACS of the Northl
Hooper Bay	\$19.80	1.172%	\$ 19.23	United Utilities, In
Hope	\$10.12	1.172%	\$ 9.70	ACS of Anchorag
Hope	\$10.12	1.172%	\$ 9.70	AT&T Alascom
Hope	\$9.82	1.172%	\$ 9.40	GCI Communicati
Houston	\$13.98	1.172%	\$ 13.50	Matanuska Teleph
Hughes	\$16.83	1.172%	\$ 16.30	ACS of the Northl
Huslia	\$16.83	1.172%	\$ 16.30	ACS of the Northl
Hydaburg	\$14.29	1.172%	\$ 13.80	Alaska Telephone
Hyder	\$14.29	1.172%	\$ 13.80	Alaska Telephone
Igiugig	\$18.71	1.172%	\$ 18.15	Bristol Bay Telep

Koyukuk	\$16.83	1.172%	\$ 16.30	ACS of the Northl
Kwethluk	\$19.80	1.172%	\$ 19.23	United Utilities, In
Kwigillingok	\$19.80	1.172%	\$ 19.23	United Utilities, In
Lake Louise	\$13.93	1.172%	\$ 13.45	Copper Valley Tel
Lake Minchumina	\$19.80	1.172%	\$ 19.23	United Utilities, In
Larsen Bay	\$16.83	1.172%	\$ 16.30	ACS of the Northl
Levelock	\$18.71	1.172%	\$ 18.15	Bristol Bay Telep
Lime Village	\$19.80	1.172%	\$ 19.23	United Utilities, In
Little Diomede	\$15.71	1.172%	\$ 15.20	Mukluk Telephon
Livengood	\$19.80	1.172%	\$ 19.23	United Utilities, In
Long Island	\$16.83	1.172%	\$ 16.30	ACS of the Northl
Manley Hot Springs	\$19.80	1.172%	\$ 19.23	United Utilities, In
Manokotak	\$21.85	1.172%	\$ 21.25	Nushagak Telepho
Marshall	\$19.80	1.172%	\$ 19.23	United Utilities, In
McCarthy	\$13.93	1.172%	\$ 13.45	Copper Valley Tel
McGrath	\$14.29	1.172%	\$ 13.80	United Utilities, In
McKinley Park	\$13.98	1.172%	\$ 13.50	Matanuska Teleph
Mekoryuk	\$19.80	1.172%	\$ 19.23	United Utilities, In
Mentasta	\$13.93	1.172%	\$ 13.45	Copper Valley Tel
Meshik	\$16.83	1.172%	\$ 16.30	ACS of the Northl
Metlakatla	\$14.29	1.172%	\$ 13.80	Alaska Telephone
Meyers Chuck	\$14.29	1.172%	\$ 13.80	Alaska Telephone
Minto	\$19.80	1.172%	\$ 19.23	United Utilities, In
Moose Pass	\$14.29	1.172%	\$ 13.80	Interior Telephone
Mount Edgecumbe	\$16.83	1.172%	\$ 16.30	ACS of the Northl
Mountain Village	\$19.80	1.172%	\$ 19.23	United Utilities, In
Naknek	\$18.71	1.172%	\$ 18.15	Bristol Bay Telep
Naknek, South	\$18.71	1.172%	\$ 18.15	Bristol Bay Telep
Napakiak	\$19.80	1.172%	\$ 19.23	United Utilities, In
Napaskiak	\$19.80	1.172%	\$ 19.23	United Utilities, In
Naukati	\$14.29	1.172%	\$ 13.80	Alaska Telephone
Nelchina	\$13.93	1.172%	\$ 13.45	Copper Valley Tel
Nelson Lagoon	\$16.83	1.172%	\$ 16.30	ACS of the Northl
Nenana	\$16.83	1.172%	\$ 16.30	ACS of the Northl
New Chenega Bay	\$19.80	1.172%	\$ 19.23	United Utilities, In
New Stuyahok	\$18.71	1.172%	\$ 18.15	Bristol Bay Telep
Newhalen	\$20.43	1.172%	\$ 19.85	Interior Telephone

Portage Creek	\$16.83	1.172%	\$ 16.30	ACS of the Northl
Quinhagak	\$19.80	1.172%	\$ 19.23	United Utilities, In
Rampart	\$19.80	1.172%	\$ 19.23	United Utilities, In
Red Devil	\$22.11	1.172%	\$ 21.50	Bush-Tell, Incorp
Red Dog	\$16.28	0.000%	\$ 15.95	OTZ Telephone C
Ruby	\$17.54	1.172%	\$ 17.00	Yukon Telephone
Russion Mission	\$19.80	1.172%	\$ 19.23	United Utilities, In
Saint George	\$16.83	1.172%	\$ 16.30	ACS of the Northl
Saint Marys	\$19.80	1.172%	\$ 19.23	United Utilities, In
Saint Michael	\$15.71	1.172%	\$ 15.20	Mukluk Telephon
Saint Paul	\$16.83	1.172%	\$ 16.30	ACS of the Northl
Salamatof	\$16.83	1.172%	\$ 16.30	ACS of the Northl
Sand Point	\$20.43	1.172%	\$ 19.85	Interior Telephone
Savoonga	\$19.80	1.172%	\$ 19.23	United Utilities, In
Scammon Bay	\$19.80	1.172%	\$ 19.23	United Utilities, In
Selawik	\$16.28	0.000%	\$ 15.95	OTZ Telephone C
Seldovia	\$16.83	1.172%	\$ 16.30	ACS of the Northl
Seward	\$14.29	1.172%	\$ 13.80	Interior Telephone
Shageluk	\$22.11	1.172%	\$ 21.50	Bush-Tell, Incorp
Shaktoolik	\$15.71	1.172%	\$ 15.20	Mukluk Telephon
Sheldon Point	\$19.80	1.172%	\$ 19.23	United Utilities, In
Shishmaref	\$15.71	1.172%	\$ 15.20	Mukluk Telephon
Shungnak	\$16.28	0.000%	\$ 15.95	OTZ Telephone C
Sitka	\$16.83	1.172%	\$ 16.30	ACS of the Northl
Skagway	\$14.29	1.172%	\$ 13.80	Alaska Telephone
Slana	\$13.93	1.172%	\$ 13.45	Copper Valley Tel
Sleetmute	\$22.11	1.172%	\$ 21.50	Bush-Tell, Incorp
Soldotna	\$16.83	1.172%	\$ 16.30	ACS of the Northl
Stebbins	\$15.71	1.172%	\$ 15.20	Mukluk Telephon
Sterling	\$16.83	1.172%	\$ 16.30	ACS of the Northl
Stevens Village	\$19.80	1.172%	\$ 19.23	United Utilities, In
Stony River	\$22.11	1.172%	\$ 21.50	Bush-Tell, Incorp
Sutton	\$13.98	1.172%	\$ 13.50	Matanuska Teleph
Takotna	\$19.80	1.172%	\$ 19.23	United Utilities, In
Talkeetna	\$13.98	1.172%	\$ 13.50	Matanuska Teleph
Tanana	\$17.54	1.172%	\$ 17.00	Yukon Telephone
Tatitlek	\$13.93	1.172%	\$ 13.45	Copper Valley Tel

Regulatory Commission of Alaska

2001 Annual Report - Statistical Section

Telecommunications Relay Services Certificated

[RCA home page](#)
[Table of contents](#)

 [Back](#)

 [Next](#)

GCI Communication Corp.

[RCA home page](#)
[Top of page](#)
[Table of contents](#)

 [Back](#)

 [Next](#)

Questions or comments?
Regulatory Commission of Alaska
701 W. 8th Avenue, Suite 300
Anchorage, Alaska 99501-3469
(907) 276-6222 / (800) 390-2782
or e-mail

Feedback

GLACIER TELECOM JAMES E. CARTER D/B/A (GLACIER)
GTE ALASKA INCORPORATED (GTE)
HOMER CLEANING CENTER (HCC)
INTERNATIONAL TELECOM, INC. (ITI)
INTERSTATE TELECOMMUNICATIONS, INC. (INTERSTATE)
KETCHIKAN PUBLIC UTILITIES KETCHIKAN, CITY OF d/b/a (KPU)
LEXCOM TELECOMMUNICATIONS (LEXCOM)
MAIL CACHE, INC. (MAIL CACHE)
MATANUSKA TELEPHONE ASSOCIATION, INC. (MTA)
METROPHONE TELECOMMUNICATIONS, INC. (METROPHONE)
NORTH COUNTRY TELEPHONE, INC. (NCTI)
NUSHAGAK TELEPHONE COOPERATIVE, INC. (NTCI)
OTZ TELEPHONE COOPERATIVE, INC. (OTZ)
OZZIE'S ARCADE & COFFEE SHOP (OZZIE'S)
PARACOM INCORPORATED (PARACOM)
PIONEER TELECOM, INC. (PIONEER)
PTI COMMUNICATIONS OF ALASKA, INC. (PTIC)
SAL'S ENTERPRISES (SAL)
SHORT STOP STORAGE D/B/A LINDA SUE WHITAKER (SHORT STOP)
SKYTALKWEST (STW)
SUMMIT TELEPHONE COMPANY SUMMIT TELEPHONE & TELEGRAPH CO. OF ALASKA
d/b/a (SUMMIT)
TELALASKA LONG DISTANCE, INC. d/b/a TELALASKA (TALDI)
TELEPHONE UTILITIES OF ALASKA, INC. (A DIVISION OF ACS) (TUA)
TELEPHONE UTILITIES OF THE NORTHLAND, INC., (A DIVISION OF ACS) (TUNI)
TOLSONA COMPANY (TOLSONA)
UNITED UTILITIES, INC. (UUI)
ZIP ZAPS (ZIPZAPS)

Regulatory Commission of Alaska

2001 Annual Report - Statistical Section

Water Utilities Certificated

[RCA home page](#)
[Table of contents](#)

[Back](#)

[Next](#)

ALPAT WATER UTILITY COMPANY (ALPAT)

Provides service to Anchorage

ANCHORAGE WATER AND WASTEWATER UTILITY MUNICIPALITY OF ANCHORAGE D/B/A (AWWU)

Provides service to Anchorage, Chugiak, Eagle River, Girdwood

*** BARROW UTILITIES AND ELECTRIC COOPERATIVE, INC. (BUECI)**

Provides service to Barrow

*** BETHEL, CITY OF (BETHEL)**

Provides service to Bethel

CHUGIAK UTILITIES, INC. (CUI)

Provides service to Eagle River

COLLEGE UTILITIES CORPORATION (CUC)

Provides service to College, Fairbanks

*** COPPER VALLEY CONSTRUCTION COMPANY (CVCC)**

Provides service to Copper Center, Glennallen

*** CORDOVA, CITY OF (CORDOVA)**

Provides service to Cordova

*** CRAIG, CITY OF (CRAIG)**

Provides service to Craig

CRYSTAL CATHEDERALS WATER & SEWER SYSTEM, INC. (CCWSS)

Provides service to Haines

DAWN DEVELOPMENT CORPORATION (DAWN)

Provides service to Eagle River

*** DILLINGHAM, CITY OF (DILLINGHAM)**

*** KING COVE, CITY OF (KING COVE)**

Provides service to King Cove

*** KLAWOCK, CITY OF (KLAWOCK)**

Provides service to Klawock

*** KODIAK, CITY OF (KODIAK)**

Provides service to Kodiak

*** KOTZEBUE MUNICIPAL UTILITIES CITY OF KOTZEBUE D/B/A (KMU)**

Provides service to Kotzebue

*** MATANUSKA-SUSITNA BOROUGH (MAT-SU)**

Provides service to Talkeetna

MCGAHAN UTILITIES, INC. (MCGAHAN)

Provides service to Nikiski

*** MCGRATH, CITY OF (MCGRATH)**

Provides service to McGrath

MCKINLEY UTILITIES, INC. (MUI)

Provides service to Eagle River

*** MOUNTAIN POINT SERVICE AREA OF THE KETCHIKAN GATEWAY BOROUGH (MPSA)**

Provides service to Ketchikan

N.L.T. WATER CO., INC. (NLT)

Provides service to Wasilla

*** NENANA, CITY OF (NENANA)**

Provides service to Nenana

*** NOME JOINT UTILITY SYSTEMS (NOME)**

Provides service to Nome

*** NORTH POLE UTILITY CITY OF NORTH POLE D/B/A (NORTH POLE)**

Provides service to North Pole

*** NORTH SLOPE BOROUGH UTILITIES (NSB)**

Provides service to Anaktuvuk Pass, Atkasuk, Deadhorse/Prudhoe Bay, Kaktovik,

Provides service to Wasilla

*** THORNE BAY, CITY OF (THORNE BAY)**

Provides service to Thorne Bay

TRILLIUM CORPORATION (TRILLIUM)

Provides service to Wasilla

*** UNALASKA, CITY OF (UNALASKA)**

Provides service to Dutch Harbor, Unalaska

*** VALDEZ, CITY OF (VALDEZ)**

Provides service to Valdez

VALLEY WATER COMPANY, INC. (VWCI)

Provides service to Fairbanks

*** WASILLA, CITY OF (WASILLA)**

Provides service to Wasilla

*** WHITTIER, CITY OF (WHITTIER)**

Provides service to Whittier



*** WRANGELL, CITY OF (WRANGELL)**

Provides service to Wrangell

*** YAKUTAT, CITY AND BOROUGH OF (YAKUTAT)**

Provides service to Yakutat

*Not regulated by the Regulatory Commission of Alaska as to rates and service.

RCA home page Top of page Vol II table of contents  Back  Next	Questions or comments? Regulatory Commission of Alaska 701 W. 8th Avenue, Suite 300 Anchorage, Alaska 99501-3469 (907) 276-6222 / (800) 390-2782 or e-mail Feedback
--	---



Rhodes d/b/a			
Snowshoe Water Company, B & J Ventures d/b/a	Not Reported	Not Reported	Not
South Central Utilities, Inc.	409,915	26,589	
Spenard Heights Water System, Wayne Cates d/b/a	12,152	14,475	
Swiss Castle Estates Water Works, Ron Alleva d/b/a	1,959	11,181	
Trillium Corporation	26,766	11,343	
Valley Water Company, Inc.	Not Reported	Not Reported	Not
Subtotal	\$ 2,616,945	\$ 377,995	\$
TOTAL	\$ 125,579,941	\$36,029,727	\$6

¹ Revenue Classes per 3AAC 48.277.

² For water utilities net plant is shown net of contributions-in-aid-of-construction which grants from customers or other sources which are used to fund plant.

³ The utilities did not report the average number of customers. Rather, the utilities report units.

* Gross revenues reported from Regulatory Cost Charge Report.

RCA home page Top of page Vol II table of contents  Back  Next	Questions or comments? Regulatory Commission of Alaska 701 W. 8th Avenue., Suite 300 Anchorage, Alaska 99501-3469 (907)-276-6222 / (800)-390-2782 or e-mail: Feedback
--	---

Palmer	Nikiski	12.50	0.00%	12.50
Pelican	Equestrian Acres	35.30	0.00%	35.30
Wasilla	Pelican	5.60	0.00%	5.60
	Northern Lights Terrace Subd	32.50	0.00%	32.50
	Showshoe West	37.03	0.00%	37.03
	Swiss Castle	36.00	0.00%	36.00
	Knik Road	21.00	0.59%	21.12



¹ Rates set out for College Utilities, Inc., Golden Heart Utilities, Inc., South Central Utilities, Inc., and Potter Creek Water

Company, Inc. are based on average monthly bills for metered residential customers

² This rate includes a \$5.75 fire protection charge

³ Average monthly bill, including an \$8.24 fire protection charge, for metered residential customers

⁴ This rate includes a \$5.42 fire protection charge

RCA home page Top of page Vol 1 table of contents  Back  Next	Questions or comments? Regulatory Commission of Alaska 701 W. 8th Avenue, Suite 300 Anchorage, Alaska 99501-3469 (907)-276-6222 / (800)-390-2782 or e-mail: Feedback
---	---

NORTH SLOPE BOROUGH d/b/a NUIQSUT NATURAL GAS PIPELINE (NNGP)

*Provides service to
Gas - Alpine Development Project and the Colville River Crossing*

OLIKTOK PIPELINE COMPANY (OLIKTOK)

*Provides service to
Natural Gas & Natural Gas Liquids - Kuparuk River Unit to PS-1*

PHILLIPS ALASKA PIPELINE CORPORATION (PHILLIPS)

TAPS

PHILLIPS PETROLEUM COMPANY (PPCo)

Crude - Alpine production facilities to Kuparuk Pipeline

TESORO ALASKA PIPELINE COMPANY (TESORO)

Refined Petroleum - Nikiski to Anchorage

UNOCAL PIPELINE COMPANY (UNOCAL)

TAPS



TAPS - Trans-Alaska Pipeline System (Crude Oil Shipping)
PS-1 - Pump Station #1 of TAPS

RCA home page	Questions or comments? Regulatory Commission of Alaska 701 W. 8th Avenue., Suite 300 Anchorage, Alaska 99501-3469 (907)-276-6222 / (800)-390-2782 or e-mail
Top of page	
Vol II table of contents	
Back	
Next	Feedback

Unocal Pipeline Company	135,390,752	46,801,058
Williams Alaska Pipeline Company, LLC	315,886,134	106,993,155
TOTAL	\$ 11,422,190,371	\$ 4,169,113,782

Pipeline Company	Total Revenue	Net Income	Throughput Barrels
Alpine Transportation Company	\$ 2,578,848	\$ 1,631,077	2,206,120
Amerada Hess Pipeline Corporation	3,010,398	5,438,988	1,500,901
BP Pipelines (Alaska) Inc.	385,406,763	(22,486,967)	185,190,601
BP Transportation (Alaska) Inc.	4,105,309	5,530,823	930,909
Cook Inlet Pipe Line Company	17,028,094	3,315,500	8,344,596
Endicott Pipeline Company	6,746,052	3,291,323	13,433,303
ExxonMobil Pipeline Company	395,841,179	226,531,589	75,456,160
Golden Valley Electric Association, Inc.	3,732,017	870,585	54,296,793
Kenai Pipe Line Company	7,120,778	1,761,567	21,122,658
Kuparuk Transportation Company	22,217,454	11,717,591	107,069,115
Milne Point Pipe Line Company	8,965,096	2,506,793	19,074,673
Mobil Alaska Pipeline Company	12,732,339	(28,194,585)	3,862,101
Oliktok Pipeline Company	6,190,169	3,623,380	11,254,850
Phillips Alaska Pipeline Corporation	13,460,193	1,118,248	5,342,254
Phillips Transportation Alaska, Inc.	380,540,208	79,823,489	111,598,758
Tesoro Alaska Pipeline Company	6,376,484	3,143,684	10,148,742
Unocal Pipeline Company	16,166,011	3,524,994	5,491,030
Williams Alaska Pipeline Company, LLC	15,761,526	3,113,886	6,450,591
TOTAL	\$1,307,978,918	\$306,261,965	642,774,155

*Regulatory Commission of Alaska**2001 Annual Report - Statistical Section***Financial Information for Fully Regulated Oil Pipeline Carriers**

[RCA home page](#)
[Table of contents](#)
 [Back](#)
 [Next](#)

Prepared by Chris D. Smith

Carrier property	1997	1998	1999	2000
Gross	\$10,870,626,467	\$11,143,942,613	\$11,167,509,117	\$11,422,190,371
Net	4,520,270,591	4,409,150,310	4,202,504,850	4,169,113,782
Revenue				
Gross	\$1,476,996,502	\$1,395,820,949	\$1,440,629,200	\$1,307,978,918
Net	347,415,918	274,463,173	504,581,438	306,261,965
Throughput (barrels)	638,076,891	686,390,088	668,104,686	642,774,155
Gross revenue (per barrel)	\$2.31	\$2.03	\$2.16	\$2.03
Net revenue (per barrel)	\$0.54	\$0.40	\$0.76	\$0.48

Regulatory Commission of Alaska

2001 Annual Report - Statistical Section

Results of Utility Deregulation Elections

[RCA home page](#)
[Available comments](#)
[Back](#)

Prepared by Jeanne McPherran

Year	Utility	Election Results
1980	Matanuska Electric Association, Inc.	Member/subscribers voted against utility being deregulated.
1980	Glacier Highway Electric Association, Inc. ¹	Member/subscribers elected in favor of utility being deregulated.
1980	Tanana Power Company, Inc.	Subscribers voted against utility being deregulated.
1981	Cordova Electric Cooperative, Inc.	Member/subscribers voted in favor of utility being deregulated.
1981	Cordova Telephone Cooperative, Inc.	Member/subscribers voted in favor of utility being deregulated.
1981	Naknek Electric Association, Inc.	Member/subscribers voted in favor of utility being deregulated.
1983	Circle Electric, Richard Hutchinson d/b/a	Subscribers voted in favor of utility being deregulated.
1984	I-N-N Electric Cooperative, Inc.	Member/subscribers voted against utility being deregulated.
1986	Nelson Lagoon Electric Cooperative, Inc.	Member/subscribers voted in favor of utility being deregulated.
1987	Manokotak Power Company	Subscribers voted in favor of utility being deregulated.
1987	Eagle Power Company, Inc., Ralph E. Helmer d/b/a	Subscribers voted in favor of utility being deregulated.
1988	Egegik Light and Power, Homer Lee Leonard d/b/a ²	Subscribers voted in favor of utility being deregulated.
1988	Nushagak Electric Cooperative, Inc.	Member/subscribers voted in favor of utility being deregulated.
1989	I-N-N Electric Cooperative, Inc.	Member/subscribers voted in favor of utility being deregulated.
1989	Levelock Electric Cooperative, Inc.	Member/subscribers voted in favor of utility being deregulated.
1989	Kodiak Electric Association, Inc.	Election invalidated due to election improprieties.
1989	Kodiak Electric Association, Inc.	Member/subscribers voted against utility being deregulated.
1989	Coffman Cove Utilities Association	Subscribers voted in favor of utility being deregulated.
1990	Akiachak Native Community Electric Company	Subscribers voted in favor of utility being deregulated.
1990	Umnak Power Company, Native Village of Nikolski d/b/a	Subscribers voted in favor of utility being deregulated.

3RD SPEC.

SESSION

RCA

June 20 - 21

2002

20 June 2002

Senate Judiciary Committee
Testimony of Wesley E. Carson

Mr. Chairman, members of the Committee, on behalf of Alaska Communications Systems I wish to express my gratitude for the Committee's initiative in holding these hearings – and thank you for the opportunity we have to present today.

My name is Wesley E. Carson. I am a Founder of Alaska Communications Systems and serve as President & Chief Operating Officer. With me are Leonard Steinberg, Vice President & General Counsel, and Ted Moninski, Director of Regulatory Affairs.

We believe the regulatory status quo is unacceptable. Our concerns are centered around four main themes. They relate to:

- ❖ The Public Interest,
- ❖ The Regulatory Process,
- ❖ Telecommunications Law and Policy, and,
- ❖ Financial and Investment Issues.

❖ **The Public Interest:** We believe that in order to protect the long-term interest of the State of Alaska and its citizens, regulatory policy must foster both fair competition and continued investment in telecommunications infrastructure.

- We recognize that the regulatory challenge is daunting and the industry is complex – but that does not excuse the Commission from competently exercising their authority to regulate and de-regulate in a manner that properly serves the long-term public interest.

- ❖ **The Regulatory Process:** The regulatory process must be fair and open, impartial, and render decisions consistent with the law. Ted Moninski will address these issues in some detail.
 - The Commission must be required to hold proper evidentiary and public hearings, establish fair rules and follow them, abide by the law, and be accountable for their decisions.
- ❖ **Telecommunications Law and Policy:** Interconnection agreements and rates are the drivers of local telephone competition in Alaska. If terms and rates are not properly set, there will be long-term consequences that jeopardize the ability of Alaskans to enjoy modern and affordable telecommunications services. Leonard Steinberg will focus his remarks on these matters.
 - A regulatory regime that subsidizes competition and encourages the competitor to “game the system” may result in some short-term price advantages for the consumer – but will effectively destroy any incentive to invest in the network.
 - Competition is good, but the providers of telecom services must operate in an environment where their viability is not in question.
- ❖ **Finance & Investment:** ACS has invested substantial amounts to build and upgrade the network that connects 75% of the State’s population with each other and the rest of the world. These companies have invested to provide state-of-the-art services to Alaskans. In return for this investment ACS must be able to generate adequate financial returns.
 - This ensures that ACS will continue to be a financially sound organization with continued access to capital – so that we may continue our investment in facilities to service Alaskans.
 - While competition has been good for the consumer, the ramifications of the kind of competition current regulatory policies are promoting in Alaska are that ACS will suffer negative long-term financial consequences which will impact our ability to attract investment – and,

as a natural consequence, our ability to invest in the State's telecommunications infrastructure. Frankly, it also affects our ability to attract investment in ACS and, in the end, there is a negative implication for investment in the State of Alaska.

The ACS Family of Companies includes:

- ❖ Long Distance (RCA regulation of intrastate services),
- ❖ Wireless, and
- ❖ Internet, among others.

But the companies on which we would focus the Committee's attention today are ACS' four "Local Exchange Companies" or "LECs" – the local telephone companies that build and maintain the Public Switched Telephone Network that provide dial tone services to 75% of the State's population. These are the ACS companies subject to the most intense regulation by the RCA. Specifically, they are:

- ❖ ACS of Anchorage, Inc. (former ATU)
- ❖ ACS of Fairbanks, Inc. (former FMUS)
- ❖ ACS of Alaska, Inc. (serving Juneau)
- ❖ ACS of the Northland (serving the highest cost and most remote of our service areas).

It is very important to distinguish these ACS local telephone companies from the Regional Bell Operating Companies (or RBOCs) that provide service in every one of the other 49 states. Alaska is the only state that is not served by an RBOC. It has never been served by an RBOC. And ACS is very different from the RBOCs.

The Telecommunications Act of 1996 recognized that the RBOCs were to be treated differently than other companies, in several significant provisions. RBOCs are huge corporations, operating in multiple states, with enormous resources and market power. The United States Telecom Association reports that there are nearly 200 million telephone lines in the country. Verizon owns approximately one-third of them and SBC Communications owns almost another one-third. Together, the RBOCs account for 87 percent of the country's telephone lines.

The Telecom Act specifically imposes certain obligations on the RBOCs, recognizing their size and power. The Telecom Act also specifically provides a mechanism to exclude from certain obligations any company that owns less than 2 percent (that's 2/100ths) of the total lines in the country – recognizing their lack of size and power. All four of the ACS companies taken together represent about 330,000 telephone lines or less than 2/1000ths of the nation's total.

Under the Telecom Act, the so-called "2 percent" companies may petition their state commission to grant an exemption or suspension of duties imposed generally on telephone companies and specifically on the RBOCs. These obligations include interconnecting their network to competitors.

A related example concerns the authority to provide long distance services. The Telecom Act authorized all local telephone companies to offer long distance service within their areas – with the exception of the RBOCs. The RBOCs were specifically prohibited from offering in-region long distance services until they opened their networks to competition and met each point of "The 14-Point Competitive Checklist." The ability to offer long distance services to their customers was the "quid pro quo" for the RBOCs opening their networks.

Another specific distinction drawn between RBOCs and smaller companies is the so-called "rural exemption" that relieves smaller telephone companies ("smaller" by comparison to an RBOC) operating in a high cost area from interconnecting their networks with competitors. Three of the four ACS telephone companies were designated as "rural" under the Telecom Act and exempted. The RCA has terminated that status for all or part of all three of those companies. The Telecom Act's goal is to balance competition with preservation of affordable, universal service. We read the RCA's goal to be forcing "competition at any cost" – to ACS and, ultimately, to the consumer.

Finally, I would note that RBOCs, and major independents as well, operate in multiple states. So if they have a state commission that is issuing adverse rulings, it affects their business in that one state. We operate only in Alaska. This commission can make or break ACS.

Today we will direct many of our comments to ACS of Anchorage, as this is the company that has experienced the greatest economic harm to date from the regulatory policies and directions of the RCA. As we consider the long-term interests of consumers in Alaska, we believe it is very instructive to view Anchorage of the test environment for these regulatory impacts. The economics of serving the higher cost areas – Fairbanks, Juneau and, now, the so-called Glacier State companies that Leonard will speak to – are much more complex and fragile. As these regulatory policies roll out in the higher cost areas, as they are now doing, we believe the results will be even more damaging – both to ACS and to the public interest.

I would offer a brief comment on historical regulatory policy in the United States. The economics of telephone regulation developed in part to support an important social objective that still has a basis in current Congressional policy: that is, that residential consumers should have access to modern, affordable telephone service – no matter where they live. This is still an important public policy, but one that must be reconciled with

modern reality, because in a rational competitive market, price must bear a relationship to cost.

Prior to the enactment of the Telecommunications Act of 1996, this social policy was implemented through a number of mechanisms. The most relevant to our situation are:

- ❖ Averaged retail rates, where low-cost customers pay more than their share to subsidize high-cost customers (“implicit subsidy”)
- ❖ Artificially high *business rates* support artificially low *residential rates* (“implicit subsidy”)
- ❖ *Federal Universal Service Fund* subsidizes construction and maintenance in high cost areas (“explicit subsidy”)
- ❖ Long distance companies pay *access charges* to originate and terminate calls on the local network

These mechanisms worked in the old days by shifting costs to those most able to pay them through these implicit and explicit subsidies. As a result of these mechanisms and the “rate of return” regulation that assured a fair return on investment, local telephone companies were able to build facilities and recover their investment over time. Whether the telephone company was investing in facilities to connect a new building downtown near the central office, where costs are the lowest, or to extend the network at great expense to connect new construction on the hillside on the way up to Flat Top, we built. And we knew that, eventually, there would be a recovery on the investment. Not so in Anchorage today.

You have already heard much about the Telecom Act. It was a bold initiative aimed at changing the paradigm for achieving more efficient and innovative telecommunications, while continuing to ensure access to affordable service. It promoted the development of efficiencies and innovations – but Congress was encouraging achievement of these

objectives through competition and market forces, not by generating more regulation. De-regulation was clearly a desired direction. What we see from the RCA (e.g., ordering a rate case – that has cost ACS almost \$2 million already – in the most competitive market in the United States) is anything but de-regulatory.

With regard to preserving affordable, universal service – particularly in high cost areas – I have mentioned, and Leonard will elaborate on, the rural exemption, which provides that smaller companies (NOT the Regional Bell Operating Companies) serving rural areas are exempted under the Act from some forms of competition. The purpose of the rural exemption is to ensure access to affordable services in high cost areas characterized by more complex, fragile economics *that would be jeopardized in a competitive environment*.

In addition to federal law and regulation, we are also subject to state law and regulation. And I would note that, in spite of the dramatic changes in Federal telecommunications law, there has been no corresponding re-write of our state statutes relating to telecommunications. That begs the question whether the legislature should consider statutory changes in connection with the re-authorization of the RCA. But today we wish to speak about how the RCA is regulating our four telephone companies.

The Alaska Legislature has empowered the Regulatory Commission of Alaska to regulate State's local exchange markets, *but ...* there has to be a recognition of the larger telecommunications market. It would be foolish to think that in regulating this one service segment – local exchange – that regulators can ignore the impact on the market of cable television, Internet and wireless providers. In fact, perhaps more here in Alaska than any other market in the country, the effective bundling of these various services in a creative – and, I might add, cross-subsidizing manner – is a driver of the competitive markets.

This makes for regulatory complexity, but these market realities can't be ignored. It's one thing for a regulator to say, "It's not in my charter to regulate cable television." But it's quite another to suggest the regulators should be blind to the market impact of these non-regulated, but competing, services.

For example, we find it interesting that the RCA recently filed comments with the Federal Communications Commission encouraging continued regulation of broadband services over the telephone network – but have made no effort to regulate cable modems. As of year end, we believe GCI has about 27,000 cable modems in operation to our 7,000 DSL installations. Regulators cannot be blind to market realities because they view their charter as narrow. Regulators need to be able to “connect the dots” when they regulate a local telephone company in a market characterized by blurring of technologies and bundling of services.

Why does ACS suggest the regulatory policies of the RCA are failing the consumer – the public interest – in the long run? Consider this:

- ❖ Our submission in our current rate case suggests that ACS of Anchorage is not earning anything on its investment. (This is now a matter in dispute as a result of a recent RCA order we will discuss in a few moments.) I've been known to say that we admire Anchorage's not-for-profits – we just don't want to be one of them. We estimate that we came up \$18 million short of what the regulators had in the past established as a “reasonable return” in Anchorage. Yet, because we are the carrier of last resort – meaning that this Commission requires us to build facilities to serve customers within the service territory – we have to keep investing even without any return. And remember ... this same kind of regulatory impact is just in the early stages in Fairbanks and Juneau, where the economics are more complex.