

ALASKA LEGISLATURE COMMITTEE FILES 2001-2002 8672

10359 HOUSE LABOR & COMMERCE

204

portion of activities result in a reduction of unemployment claims or an increase in the taxable wage base. As a result, the full cost of ATVE is borne by Alaska employers through increases in the trust solvency factor of employer UI tax rates. The relationship between diverting UI contributions and increases in the trust solvency factor is further discussed below.

STEP and ATVE programs adversely affect the trust solvency factor

STEP is funded by diverting a portion of employee UI contributions. The employee contribution rate is established in statute and does not vary with the changing balance of the UI trust fund. In contrast, the UI tax rate paid by employers is affected by the changing balance of the UI trust fund.

Employer tax rates are adjusted, in part, according to the balance of the UI trust fund. If the UI trust fund balance is below a certain threshold, employer rates are increased by adding a solvency factor to the tax rate in accordance with a statutorily determined scale. Alternatively, if the UI trust fund balance exceeds a set level, rates are reduced through a credit to the employer's tax rates. Ultimately, to the extent that the financial benefits from the STEP and ATVE programs do not equal the amount of the employee diversion, employers will pay the difference through higher UI taxes.

As difficult as it is to measure the financial benefits from the STEP and ATVE programs, it is equally difficult to determine when, and to what degree, employer UI tax rates have been affected. Relying on information from DLWD's R&A section, we estimate that employer UI tax rates were first affected by STEP in 1996.⁵ It appears that employer UI tax rates did not decrease by as much as they would have if there were no STEP program.

It is important to note that only taxable employers, as opposed to reimbursable employers, bear the financial burden of the STEP and ATVE programs. Reimbursable employers pay the actual cost of unemployment benefits paid to their former employees. Changes in the UI trust solvency factor do not affect the amounts paid by a reimbursable employer. Some of the employers who pay UI benefits on a reimbursable basis are large employers, such as the State of Alaska. While the financial burden of the STEP and ATVE programs are borne by taxable employers, participation in the STEP program is available to current and former employees of both taxable and reimbursable employers.

From the federal government's perspective, the funding mechanism for STEP and the ATVE program is of no consequence. The federal government only requires that employers contribute to the state's UI trust fund and that the state's tax structure assures that the fund remains solvent. The trust fund solvency factor insures that the fund maintains an adequate balance to pay benefit costs. Hence, diverting employee contributions does not violate federal law and does not jeopardize federal funding.

⁵ STEP began in 1990.

STEP expenditures from FY 97 through FY 01

Expenditures for STEP are summarized in the STEP Expenditure Analysis section and Appendices A through E of this report. The STEP Expenditure Analysis section discusses the costs to administer STEP, the types of vendor/grantee that received STEP funding and the vendor/grantee activities funded by STEP. Appendix A summarizes STEP expenditures for FY 97 through FY 01 STEP authorizations. Appendices B through E present summary and detail vendor/grantee expenditures for the STEP program elements.

The existing state training and employment program should be reauthorized for four years

Authorization for STEP will expire on June 30, 2002 unless the program is reauthorized. Our review found that the new federal WIA program, effective in FY 01, addressed many of the reasons STEP was created. WIA has more inclusive eligibility requirements causing a decrease in the need for STEP. Our review also found there were many people eligible for STEP who were unaware of the program.

We believe that the purpose of STEP needs to be realigned with the State's current training and employment needs. Because the STEP program needs restructuring, we are recommending that the program not become permanent at this time. Instead, we recommend that STEP be authorized for four years and that DLWD report to the legislature on its progress in addressing this report's findings, recommendations and conclusions within two years. At that time, DLWD and AHRIC should make recommendations for programmatic modifications to realign the STEP program to fill the State's current training gaps.

At a minimum those recommendations should include:

- Statutory clarification of the allowability of employment assistance as a program element.
- Eliminate AS 23.15.645(e) regarding the administrative cost limitation in favor of AS 23.15.580(b)(8), the more recent statute governing the same cost limitation.
- An action plan, including timelines, for implementing the recommendations made in this report.
- Other statutory or regulatory changes necessary to ensure STEP is the training program of last resort.

A four-year reauthorization time period will give DLWD an opportunity to address the issues identified in this report and restructure the STEP program to meet the current training needs of Alaskan employers and employees.

STEP EXPENDITURE ANALYSIS

As part of the audit request, we were asked to provide annual and cumulative STEP expenditures by grant recipient and program participant from FY 90 through FY 01. State record retention schedules limit retention to the previous three fiscal years, in addition to the current fiscal year. Consequently, we were unable to provide expenditure information prior to FY 97. Further, we were unable to report expenditures summarized by program participant. The participant database was not designed to accumulate detail financial data.⁶ Appendix A of this report summarizes expenditure information for FY 97 through FY 01 STEP authorizations.

Administrative agencies for each SDA were required to provide detail vendor/grantee schedules as part of their STEP annual reports. These reports allowed us to summarize and report detail vendor/grantee expenditure information. Several different sorts of this information are provided in this report to help ascertain whether any abuses, such as favoritism or discrimination, were occurring. The vendor schedules are found in Appendices B through E of this report.

Cost of Administering STEP

The cost of providing STEP training in the SDAs has both program and administration components. Likewise, the cost incurred at the state level has both administrative and program components. Appendix A categorizes FY 97 through FY 01 STEP costs into administration and program categories. STEP expenditures at the state level were mainly incurred by AHRIC, DLWD's Research and Analysis (R&A) section, UI tax revenue collection section, and DLWD's AWIO office. The costs associated with accounting, determining policy, and awarding/monitoring grants were categorized in Appendix A as administrative. The costs associated with analysis performed by R&A were categorized as program because data provided by R&A is required by statute to implement STEP.

Fiscal Year	Administrative	Program
1997	23%	77%
1998	21%	79%
1999	24%	76%
2000	23%	77%
2001	21%	79%

Appendix A also reports administrative costs and program costs and as a percentage of total costs. The table at left summarizes these percentages. Administrative costs as a percentage of total STEP costs remain fairly stable, ranging from 21 percent to 24 percent.

Vendor/Grantee activities funded with STEP

Alaska Statute 23.15.640 requires entities receiving STEP funds to provide one or more program elements. The program elements include industry-specific training, on-the-job

⁶ DLWD's STEP regulations set a maximum training cost of \$10,000 per participant. To comply with this regulation, it would be necessary for DLWD to compile individual participant cost information. However, due to database constraints, this information is not available and DLWD is not capable of monitoring compliance with the regulation.

training, institutional or classroom job-linked training, support services (including allowances), relocation assistance and provision of necessary tools, work-related clothing, safety gear, and other items necessary to obtain or retain employment. DLWD created an additional element, employment assistance, which has been reported as a separate category within each SDA. A brief description of each program element and related activities is provided below. The percentage of costs by program element is based on the combined expenditures for the FY 97 - FY 01 STEP authorizations, for all vendor/grantees (see Appendices B through E of this report). It should be noted that any expenditures incurred directly by administrative agencies within each SDA are not included in this vendor/grantee expenditure analysis. Exhibit 8 (page 25) pictorially summarizes STEP vendor/grantee expenditures by program element.

Employment assistance - is defined by DLWD as worker assessment and counseling services, instruction in resume preparation, job search, work ethic, interviewing and other job readiness skills. Entities providing employment assistance may also refer clients to support services, training and education providers, and jobs or job placement services. In practice, the regulation has been interpreted to mean that grant recipients may provide employment assistance as an alternative to one of the six program elements listed in statute. Employment assistance was used primarily to pay wages of state and municipal employment coordinators and costs of job workshops. These costs were 13% of STEP vendor/grantee expenditures.

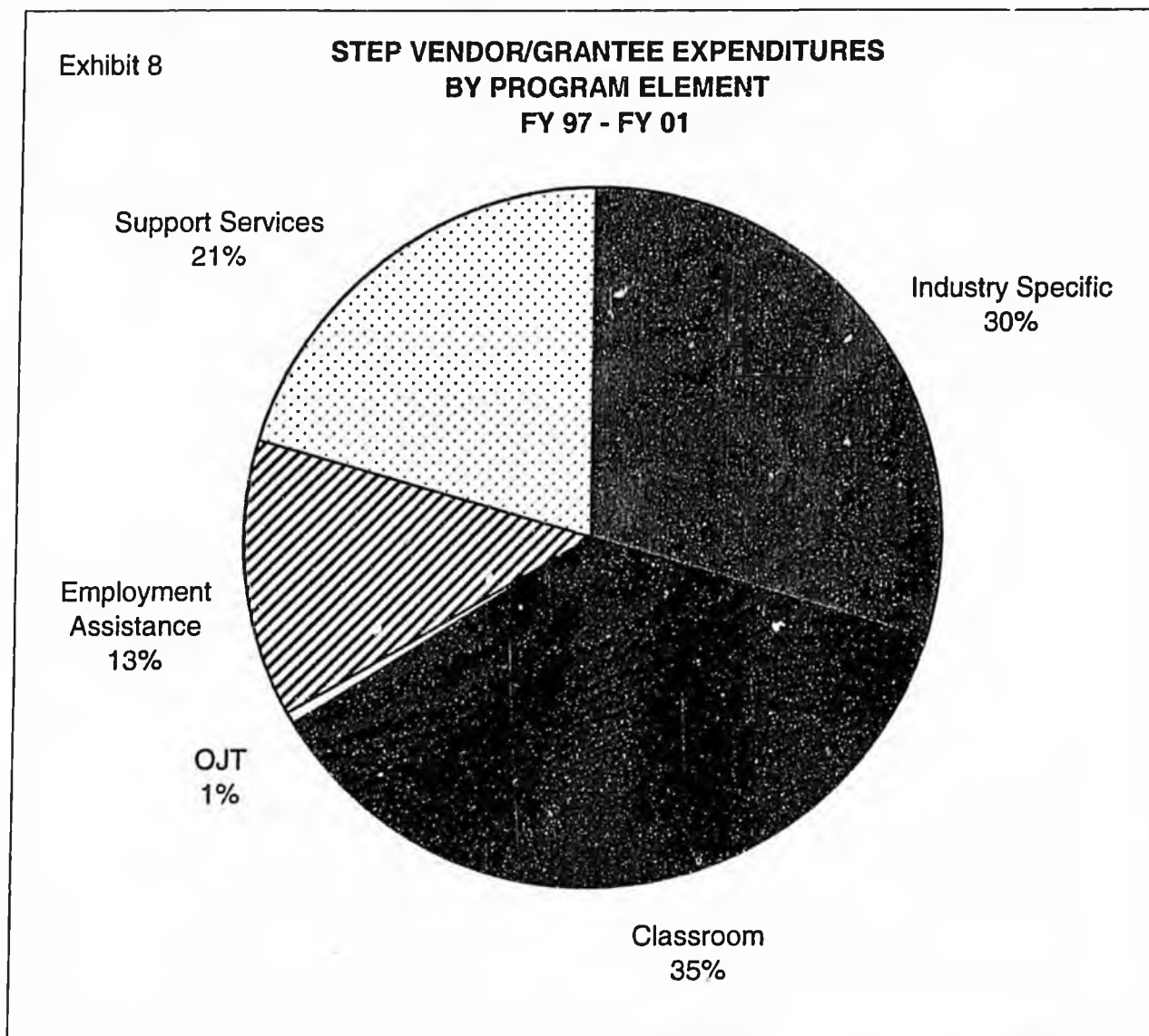
Industry-specific training - is tailored to the needs of specific occupations, industries, employers or groups of employers. This type of training often results in the participant obtaining industry-recognized certifications and acceptance into union apprenticeship programs. Thirty percent of STEP vendor/grantee expenditures provided industry-specific training. Entities providing this type of training consisted of unions, health-care organizations, computing technology and vocational technical education centers.

On-the-job training (OJT) - provides reimbursement to employers or pays wages directly to a participant who is receiving on-the-job training. This category represents only 1 % of STEP vendor/grantee expenditures. Small employers, Native organizations, and individual participants were the major recipients of OJT.

Institutional or classroom job-linked training - is the most popular program element. Thirty-five percent of STEP funding provided institutional or classroom job-linked training. The majority of this type of training was provided by public and private training institutions. Classroom occupational training consisted of nursing, welding, flight and travel school, hair styling, massage therapy, jewelry arts, taxidermy, computing technology, administrative services, and the wide range of occupational training offered by the University of Alaska system.

Support services - is an element that has been combined with two other program elements due to availability of funding. Support services consist of support services, relocation assistance, and the provision of tools, work-related clothing, safety gear, or other items necessary to obtain or retain employment. Current statutes require that support services be provided only to individuals who participate in industry-specific, on-the-job, or institutional

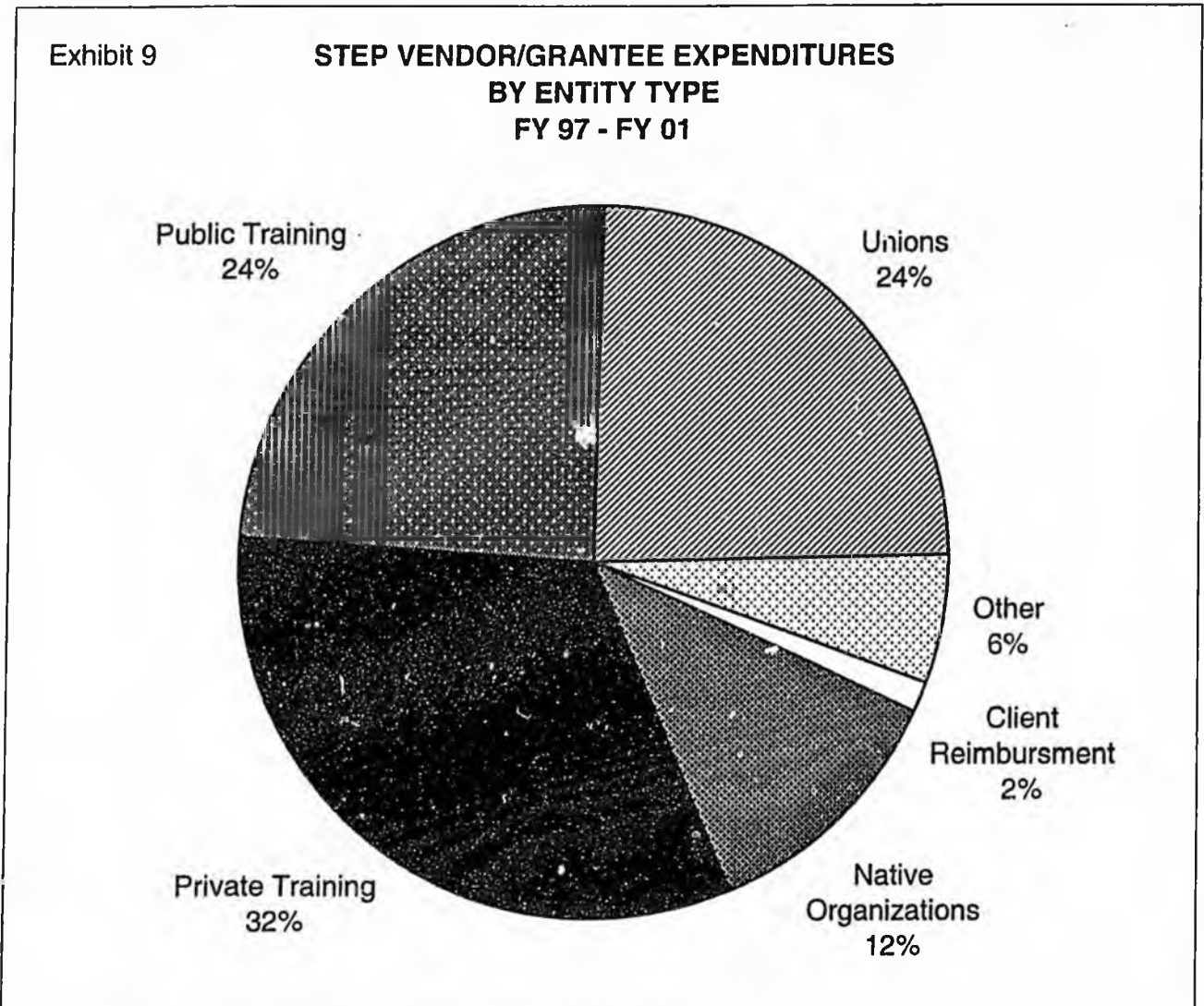
or classroom job-linked training. Prior to FY01 a STEP participant could receive support services without participating in one of the training elements. Vendors receiving payment for support services are local clothing and hardware retailers, hotels, travel agencies, and health-care providers. Reimbursement was also made to training entities for any support services they may have provided in conjunction with training programs. Support services represent 21 % of STEP vendor/grantee costs.



Types of vendors/grantees that received STEP funding

For our period of review, we were able to identify six distinct vendor/grantee groups: private training institutions, unions, public training institutions, Native organizations, client reimbursements and other. In most cases, participants were allowed to choose the vendor/grantee to provide the training services for their occupational education requirements. The percentage of costs by type of entity is based on the combined expenditures for the FY 97 – FY 01 STEP authorizations, for all vendor/grantees. It should be noted that any expenditures incurred directly by SDA administrative agencies or by the State’s AWIO office are not included in this vendor/grantee analysis. Appendices B through E provide detailed

reports containing vendor and grantee names, number of clients served, program elements provided and amount of disbursements to each vendor/grantee. Exhibit 9 summarizes the STEP vendor/grantee expenditures by entity type.



Private training institutions – are privately owned business offering professional training services as a part of their business activities. This is the largest vendor/grantee group incurring approximately 32% of STEP vendor/grantee expenditures. MILA, Inc. of Anchorage was the largest private training recipient of STEP funding. MILA provides administration and computer training and employment assistance services.

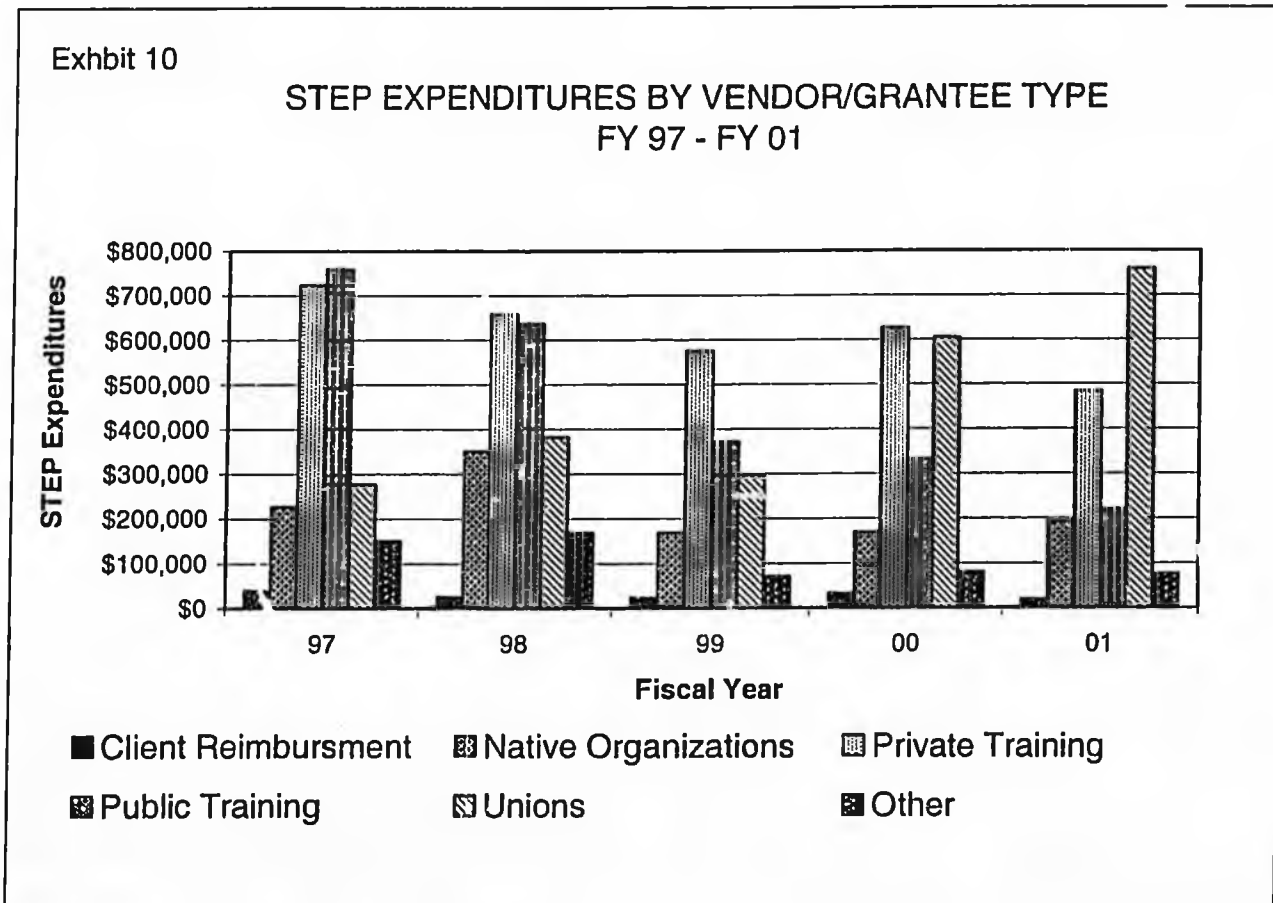
Public training institutions – incurred 24% of STEP vendor/grantee expenditures. Exhibit 10 (page 27) shows that public training institutions share of vendor/grantee expenditures has been steadily decreasing. The University of Alaska is the largest recipient of STEP funding in the public training institution category. As demonstrated in Exhibit 10, STEP expenditures by public training institutions have steadily decreased during FY 97 through FY 01.

Unions – incurred 24% of STEP vendor/grantee expenditures. Exhibit 10 shows a steady increase in STEP participants in union training programs. Alaska Laborers Training Trust Fund received the largest share of funds within the union vendor/grantees group. Alaska Laborers provides industry-specific training and assists participants' entry into union apprenticeship programs. As noted in Exhibit 10, STEP expenditures by unions have steadily increased from FY 97 through FY 01.

Native organizations – are the fourth largest group incurring 12% of STEP vendor/grantee expenditures. This category consists of Native owned and operated organizations which include subsidiaries of the Native corporations; non-profit health services providers and local tribal groups.

Other – represents retailers and private employers. The group incurred 6% of STEP vendor/grantee expenditures. Retailers provided tools, work gear, travel and lodging to STEP participants. Private employers are enterprises whose employees required additional job training. Participants were able to improve their job skills to keep up with the demands of new technology and emerging industries.

Client reimbursements – are payments provided to individuals who bore the initial cost of STEP training and support services from personal resources, and were then reimbursed by the program.



(Intentionally left blank)

FINDINGS AND RECOMMENDATIONS

Recommendation No. 1

The program coordinator for the Alaska Workforce Investment Office should take steps to ensure that Alaska residents and employers are aware of the services available through STEP.

AS 23.15.635 gives many Alaskans the right to receive training assistance through STEP. However, there is a large gap between the number of people eligible for STEP services and number of people aware of the program. This gap has been created by the inclusive nature of STEP eligibility requirements and DLWD's lack of outreach about the program. In our view, there are ample opportunities to expand the STEP client base by simply informing people about the program.

Since STEP was created, it has mainly served the unemployed. However, there are no procedures in place to ensure all unemployed individuals are informed of the availability of STEP services. STEP assistance to dislocated workers mainly focused on large employers. There are no procedures in place to inform small and medium sized employers of the availability of the program.

Very few individuals are aware that a portion of their UI contribution goes to help fund STEP. Consequently, people don't know that STEP will pay for training if they expect to be laid off within six months. Additionally, the program is failing to successfully reach residents not eligible for UI benefits because of limited job opportunities or seasonal, temporary, part-time, or marginal employment. Further, the program is not reaching the "underemployed" who need employment assistance and training to obtain full employment.

DLWD is developing a division-wide marketing plan to increase consumer awareness of the services it provides through its employment services, unemployment insurance, job training and STEP programs. We recommend that the AWIO's program coordinator and AHRIC's executive director continue their efforts, taking steps to ensure that outreach and education efforts are adequate to inform and educate all eligible Alaskan residents and employers of the availability of STEP services.

Recommendation No. 2

AWIO's program coordinator should improve monitoring of its STEP grantees.

Our review found several areas of noncompliance by STEP grantees that could have been detected through monitoring procedures. Areas of noncompliance include Alaska Commission on Post Secondary Education (ACPE) certification, unallowable costs, use of STEP funds before utilization of federal funds, and dual enrollment of STEP clients.

AS 23.15.580(d)(2) states that training programs funded by STEP must be operated by an institution that holds a valid authorization to operate issued under AS 14.48 by ACPE, if the program is a postsecondary education program operated by a postsecondary education

institution subject to regulation under AS 147.48. According to ACPE, it is illegal to operate a postsecondary educational institution, advertise, or deliver postsecondary education, or recruit postsecondary students without either authorization or exemption from ACPE. When reviewing BOS grantees, we found five grantees in FY 00 and three grantees in FY 01 did not have the required ACPE certification.

In order to be an allowable non-administrative cost under STEP it must be for one of six program elements. We found that inappropriate allocation methods were used by MOA when charging costs to STEP for its Human Resource Corporation grantee. MOA charged costs to STEP based on budgetary estimates rather than actual costs incurred by its grantee. Our preliminary review found that STEP was overcharged by approximately \$25,000 in FY 01 and WIA was undercharged by the same amount. Initial review of FY 00 grant expenditure support indicates that STEP was also overcharged in FY 00.

Our review also found that STEP was used to pay \$50 placement incentive fees for seven of the seventy clients tested (ten percent) in the MOA SDA. These incentives were paid to clients when they entered into unsubsidized employment and again once they had been employed for 90 days. According to MOA staff, the fees were considered an allowable expense because they were allowable under the JTPA program. In our view, these expenses fail to fall into any of the six STEP program elements and are unallowable under STEP.

AS 23.15.651 (2)(b) mandates that STEP funding not displace money available through federal, public or private training programs. As discussed under Recommendation No. 7, MOA and BOS were not consistently seeking federal funding prior to enrolling clients in STEP. This practice violates statute and could result in the state not fully utilizing federal funds.

We also found that it had been standard practice in Juneau's BOS office to dual-enroll clients into both JTPA and STEP. If JTPA funding became unavailable during the year, dual-enrollment made the process of using STEP funding much quicker and easier. Consequently, we found that four of the ten (or 40 percent) FY 00 STEP clients we tested had no charges to STEP yet were included in the STEP database. Because these individuals were enrolled in STEP according to the database, they would have been included in the annual evaluation of STEP. The practice of dual-enrolling clients was stopped in FY 01 and was limited to the Juneau office.

The AWIO has a policy to annually conduct both financial and program monitoring reviews of its SDAs. However, due to a lack of resources in FY 00 and FY 01, only the programmatic review was conducted. All of the areas of non-compliance noted above could have been detected through on-site monitoring of SDAs. We recommend AWIO's program coordinator improve monitoring of its STEP grantees.

Recommendation No. 3

DLWD's commissioner should pursue legislation so that unexpended, unobligated STEP funds lapse into the UI trust fund.

From FY 91 through FY 98, unexpended, unobligated STEP funds were routinely transferred to the UI trust fund. Exhibit 4 on page 10 summarizes the amounts transferred back to the UI trust fund. Beginning in FY 99, unexpended, unobligated funds remain in the STEP account and are included in the next STEP authorization.

Because DLWD can not demonstrate conclusively that savings to the UI trust fund cover the cost of program, we believe that any unexpended, unobligated STEP funds should be transferred to the UI trust fund. Transferring the excess funds back to the UI trust fund would help mitigate the impact of diverting employee UI contributions from the UI trust fund. As discussed under the Report Conclusions section of the report, if diversions of employee contributions are not replaced by savings to the UI trust fund, employer UI tax rates increase.

It would be prudent to minimize the cost of STEP to employers by making the transfer requirement part of STEP statutes. We recommend DLWD's commissioner pursue legislation that requires the unexpended, unobligated STEP authorization lapse into the UI trust fund.

Recommendation No. 4

We recommend DLWD's director of administrative services, director of employment security and AWIO's program coordinator actively monitor STEP expenditures to ensure administrative costs do not exceed 15 percent of total STEP expenditures.

Currently, statutes provide two separate methods of calculating allowable STEP administrative expenditures. The first, AS 23.15.645(e), became effective in FY 97. It defined maximum administrative costs as 20 percent of STEP proceeds (revenue). The second, AS 23.15.580(b)(8), became effective in FY 99. It defined maximum administrative expenses as 15 percent of STEP expenditures. See page 17.

When AS 23.15.645 (e) became effective in FY 97, DLWD began multiplying its STEP authorization by 20 percent when developing its budget for STEP administrative costs to ensure the department complied with the statute. Our review found that DLWD's administrative expenditures were 14 percent of STEP proceeds in FY 97 and 13 percent in FY 98, well within the 20 percent maximum defined in statute.

However, when AS 23.15.580(b)(8) became effective in FY 99, DLWD simply reduced the percentage applied to their STEP authorization from 20 percent to 15 percent. It failed to recognize that compliance required administrative costs be 15 percent of STEP expenditures rather than STEP proceeds. Administrative costs were 24 percent of STEP expenditures in FY 99, 23 percent in FY 00 and 21 percent in FY 01. These percentages far exceed the 15 percent statutory maximum.

We recommend that DLWD's director of administrative services, director of employment security and AWIO's program coordinator actively monitor STEP expenditures to ensure administrative costs do not exceed 15 percent of total STEP expenditures.

Recommendation No. 5

We recommend the director of administrative services improve procedures so that UI accounting costs are charged to STEP and ATVE in an equitable and supported manner.

Part of the cost of administering the STEP program is the cost of collecting and distributing a portion of employee tax contributions. Based on a federal review of DLWD's UI accounting section in 1994, 19 percent of the cost of collecting and distributing employee tax contributions was allocated to STEP. When ATVE became effective in FY 01, the fiscal note specified that the 19 percent (estimated at \$300,000) of UI accounting costs be split equally between the STEP and ATVE programs. It also stated that the ATVE costs were to be allocated to the University of Alaska (UofA), AVTEC, and Kotzebue in the amounts of \$78,000, \$48,000 and \$24,000, respectively. In FY 01, 19 percent of UI accounting costs totaled \$220,000. Exhibit 11 summarizes how UI accounting costs were charged to the entities in FY 01.

Exhibit 11

	Percent to be charged per fiscal note	Actual Expenditures charged entities	\$220,000 allocated by proper %	Difference <overcharge> undercharge
STEP Program	50%	\$98,000	\$110,000	\$12,000
UofA – ATVE Program	26%	78,000	57,000	<21,000>
Kotzebue – ATVE Program	8%	24,000	18,000	<6,000>
AVTEC – ATVE Program	16%	48,000	35,000	<13,000>
Total		\$248,000	\$220,000	<\$28,000>

DLWD did have a procedure in place to ensure that expenditures were allocated to the entities in accordance with the fiscal note. However, when reviewing expenditures we detected that DLWD staff did not follow their procedures. Consequently, UI costs were not equitably allocated to STEP and ATVE. Further, we found that STEP was undercharged by \$12,000 and ATVE was overcharged by \$40,000.

We recommend that director of administrative services improve procedures so that UI accounting costs are charged to STEP and ATVE in an equitable and supported manner.

Recommendation No. 6

AWIO's program coordinator should take steps to ensure STEP program data is collected and reported in a manner that demonstrates compliance with statutes.

Our ability to evaluate whether the STEP program was being administered in compliance with statutes and regulations was hindered by a lack of comparable, readily available program data. Problems with the STEP database and inconsistent reporting requirements contributed to a general lack of comparable information.

As discussed in the Background Information section of this report, the method of delivering STEP services mirrored the procedures already in place for JTPA. The database that was in place to collect and report JTPA data was utilized for STEP data collection. By the late 1990s, the database needed to be replaced. A new system was purchased in FY 99 but never became operational. Another new data system was purchased in FY 00 to be used for the new WIA program and STEP. Implementation was delayed awaiting the federal WIA reporting guidelines. Reporting guidelines were not released until March 2001.

During the same period, AWIO waived the requirement that SDA administrative agencies report STEP financial information by program element. No vendor/grantee detail financial reports were required for FY 00 and FY 01.⁷ Previously, SDA administrative agencies had been required to report STEP expenditure information quarterly, including expenditures by account and program element including detail vendor/grantee information. We reviewed the FY 97 through FY 99 reports and found that SDAs were not reporting expenditures in a consistent format. Some SDAs reported tools, safety gear and other necessities separately while others grouped the costs with other types of support services. Further, we found that some SDAs categorized tools and safety gear as industry-specific training on financial reports rather than reporting the costs separately.

Without program data, AWIO's ability to monitor the STEP program is severely limited. Waiving the reporting requirement, without introducing compensating internal controls, increases the risk that STEP funds are being used inappropriately. Further, inconsistent reporting formats limit the usefulness of the financial reports.

We recommend AWIO's program coordinator take steps to ensure STEP program data is collected and reported in a manner that demonstrates compliance with statutes. At a minimum, this includes ensuring that STEP reporting formats include the six program elements defined in statute.

⁷ During the course of the audit, AWIO was able to request and obtain the FY 00 and FY 01 detail financial reports from their SDA administrative agencies.

Recommendation No. 7

We recommend AWIO's program director and AHRIC's executive director work together to ensure STEP does not displace other federal, private, or public training funds.

As part of our review of client files, we found several indications that SDAs were not consistently requiring federal JTPA/WIA programs be pursued before STEP funds were authorized. AS 23.15.651 requires that STEP not replace or compete in any way with a federally approved, jointly administered apprenticeship program or any other existing training programs. It further states that AHRIC may not award a grant if the grant would displace money available through existing public or private training programs.

We tested 50 client files at MOA and found that in eleven of the 50 cases (22 percent), MOA employment coordinators used STEP funds when clients were potentially eligible for JTPA/WIA. In two instances, employment coordinators noticed that a client was receiving UI and automatically enrolled the client in STEP without considering eligibility for other programs. In one instance, an employment coordinator enrolled a client in STEP because it is quicker than going through WIA. One case was simple oversight. Seven of the eleven were automatically enrolled in STEP rather than WIA because MOA mistakenly believed industry-specific training was disallowed under WIA.

We tested twenty client files at the Human Resources Corporation, MOA's contractor that services the Mat-Su area, and found three clients (15 percent) should have been eligible for JTPA. HRC staff stated up until July 2000, they were unaware of the requirement to use other funding first. Our review of client files at BOS found no such errors.

We also found that both SDAs funded grants for industry-specific training with STEP even though WIA funding had not been exhausted. Both MOA and BOS carried forward federal WIA funding from FY 01 into FY 02 (MOA carried forward \$676,000 of adult and dislocated worker funding and BOS carried forward \$2 million in adult and dislocated worker funding). Using STEP funds before exhausting federal funds violates AS 23.15.651.

We recommend AWIO's program coordinator and AHRIC's executive director work together to ensure STEP does not displace other federal, private, or public training funds.

APPENDICES

Appendices A through E report expenditures for the state training and employment program (STEP) in a variety of ways. STEP expenditure information is presented to demonstrate the cost of administering the STEP program versus the cost of providing training. Additionally, detail vendor/grantee expenditure information is reported to help identify if favoritism is occurring. A description of each appendix is provided below.

Appendix A – Summary STEP expenditures

This schedule summarizes expenditures for the FYs 97 through 01 STEP appropriations. Costs are reported by the entity that incurred the expenditure. Expenditures are further classified into two cost categories, administration and program. Expenditures for each service delivery are split between those incurred directly by the SDA's administrative agency and those incurred by vendors or grantees. Appendices B through E provide additional detail for the vendor/grantee costs.

Appendix B – Summary vendor/grantee expenditures by entity type

This appendix includes five summary schedules, one for each of the FYs 97 through 01. Detail expenditures that support this schedule are found in Appendix C. Entity type indicators are discussed in detail on the following page.

Appendix C – Detail vendor/grantee expenditures by entity type

This appendix includes five detail expenditure schedules, one for each of the FYs 97 through 01. Expenditures are reported by STEP program element. A description of each of the program element indicators is found on the following page.

Appendix D – Detail vendor/grantee expenditures by service delivery area (SDA)

This appendix includes 13 detail expenditure schedules, one for each SDA, for each of the FYs 97 through 01. For FYs 97 through 99, the state was broken into three service areas for the purposes of delivering job training; Fairbanks area, Anchorage area, and the statewide area. Beginning in FY 00, SDAs were reorganized into two areas; Anchorage/Mat-Su area and Balance of State area.

Appendix E – Detail vendor/grantee expenditures by amount

This appendix includes five detail expenditure schedules, one for each of the FYs 97 through 01. Each schedule reports vendor/grantee expenditures by amount in descending order.

Entity Type Indicators

Private training institutions: Private-owned businesses offering professional training services as part of their business activities.

Unions: Organizations of wage earners formed for the purpose of serving the members' interests with respect to wages and working conditions. Many labor unions have training/apprenticeship programs.

Public training institutions: Mainly composed of state agencies and the University of Alaska.

Native organizations: Native owned and operated organizations which include subsidiaries of Native corporations; non-profit health services providers and local tribal groups.

Other: Includes retailers and private employers.

Client reimbursements: Payments provided to individuals who bore the initial cost of STEP training and support services from personal resources, and were then reimbursed by the program.

Program Element Cost Indicators

Employment Assistance: Worker assessment and counseling services, instruction in resume preparation, job search, work ethics, interviewing and other job readiness skills.

Industry-specific training: Training tailored to the needs of specific occupations, industries, employers or groups of employers.

On-the-job training: Provides reimbursement to employers or pays wages directly to a participant who is receiving on-the-job training.

Institutional or classroom job-linked training: Mostly offered by public or private training institutions and encompassed both occupational and general job skills.

Support services: Support services, relocation assistance, and the provision of tools, work-related clothing, safety gear, or other items necessary to obtain or retain employment.

APPENDIX A – SCHEDULE 1
 FY 97 STEP EXPENDITURES
 (Unaudited)

<u>ENTITY TYPES</u>	<u>ADMINISTRATION</u>	<u>PROGRAM</u>	<u>TOTAL</u>
Service Delivery Direct Costs			
Statewide Direct Costs	\$ 139,171	\$ 26,791	\$ 165,962
MOA Direct Costs	110,502	208,571	319,073
Fairbanks Direct Costs	47,007	95,887	142,894
Subtotal	<u>296,680</u>	<u>331,249</u>	<u>627,929</u>
Service Delivery Area Vendor Grantee Costs			
Statewide Vendors/Grants	8,870	1,118,909	1,127,779
MOA Vendors/Grants	22,149	837,073	859,222
Fairbanks Vendors/Grants	-	188,803	188,803
Subtotal	<u>31,019</u>	<u>2,144,785</u>	<u>2,175,804</u>
Other			
AHRIC	107,069		107,069
Research & Analysis		175,000	175,000
Revenue Collection	264,152		264,152
JTPO/AWIO	94,398		94,398
Subtotal	<u>465,619</u>	<u>175,000</u>	<u>640,619</u>
TOTAL FY 97	<u>\$ 793,318</u>	<u>\$2,651,034</u>	<u>\$3,444,352</u>
Percent of Total	23%	77%	

(Intentionally left blank)

APPENDIX A – SCHEDULE 2
 FY 98 STEP EXPENDITURES
 (Unaudited)

<u>ENTITY TYPES</u>	<u>ADMINISTRATION</u>	<u>PROGRAM</u>	<u>TOTAL</u>
Service Delivery Direct Costs			
Statewide Direct Costs	\$ 154,290	\$ 17,179	\$ 171,469
MOA Direct Costs	105,459	320,912	426,371
Fairbanks Direct Costs	42,379	75,349	117,728
Subtotal	<u>302,128</u>	<u>413,440</u>	<u>715,568</u>
Service Delivery Area Vendor Grantee Costs			
Statewide Vendors/Grants		1,115,973	1,115,973
MOA Vendors/Grants	22,805	724,412	747,217
Fairbanks Vendors/Grants		356,119	356,119
Subtotal	<u>22,805</u>	<u>2,196,504</u>	<u>2,219,309</u>
Other			
AHRIC	105,901		105,901
Research & Analysis		228,692	228,692
Revenue Collection	260,278		260,278
JTPO/AWIO	77,496		77,496
Ketchikan Career Training Center	8,445	48,443	56,888
Subtotal	<u>452,120</u>	<u>277,135</u>	<u>729,255</u>
TOTAL FY 98	<u>\$ 777,053</u>	<u>\$2,887,079</u>	<u>\$3,664,132</u>
Percent of Total	21%	79%	

(Intentionally left blank)

APPENDIX A – SCHEDULE 3
 FY 99 STEP EXPENDITURES
 (Unaudited)

<u>ENTITY TYPES</u>	<u>ADMINISTRATION</u>	<u>PROGRAM</u>	<u>TOTAL</u>
Service Delivery Direct Costs			
BOS - Statewide Direct Costs	\$ 126,634	\$ 239,096	\$ 365,730
MOA Direct Costs	159,220	317,425	476,645
Fairbanks Direct Costs	12,863	20,153	33,016
BOS - Fairbanks Direct Costs	25,684	131,304	156,988
Subtotal	324,401	707,978	1,032,379
Service Delivery Area Vendor Grantee Costs			
BOS - Statewide Vendors/Grants		810,111	810,111
MOA Vendors/Grants		603,045	603,045
Fairbanks Vendors/Grants		54,583	54,583
EOS - Fairbanks Vendors/Grants		37,876	37,876
Subtotal		1,505,615	1,505,615
Other			
AHRIC	106,659		106,659
Research & Analysis		283,798	283,798
Revenue Collection	294,666		294,666
JTPO/AWIO	85,872		85,872
Ketchikan Career Training Center	10,192	46,052	56,244
Subtotal	497,389	329,850	827,239
TOTAL FY 99	\$ 821,790	\$2,543,443	\$3,365,233
Percent of Total	24%	76%	

(Intentionally left blank)

APPENDIX A – SCHEDULE 4
 FY 00 STEP EXPENDITURES
 (Unaudited)

<u>ENTITY TYPES</u>	<u>ADMINISTRATION</u>	<u>PROGRAM</u>	<u>TOTAL</u>
Service Delivery Direct Costs			
BOS - Statewide Direct Costs	\$ 191,454	\$ 267,255	\$ 458,709
MOA Direct Costs	<u>126,724</u>	<u>152,973</u>	<u>279,697</u>
Subtotal	<u>318,178</u>	<u>420,228</u>	<u>738,406</u>
Service Delivery Area Vendor Grantee Costs			
BOS - Statewide Vendors/Grants		1,241,477	1,241,477
MOA Vendors/Grants	<u>14,838</u>	<u>587,108</u>	<u>601,946</u>
Subtotal	<u>14,838</u>	<u>1,828,585</u>	<u>1,843,423</u>
Other			
AHRIC	106,794		106,794
Research & Analysis		314,807	314,807
Revenue Collection	249,901		249,901
Fish Disaster Special Grant	6,318	43,682	50,000
JTPO/AWIO	<u>69,524</u>		<u>69,524</u>
Subtotal	<u>432,537</u>	<u>358,489</u>	<u>791,026</u>
TOTAL FY 00	<u>\$ 765,553</u>	<u>\$2,607,302</u>	<u>\$3,372,855</u>
Percent of Total	23%	77%	

(Intentionally left blank)

APPENDIX A - SCHEDULE 5
 FY 01 STEP EXPENDITURES
 (Unaudited)

<u>ENTITY TYPES</u>	<u>ADMINISTRATION</u>	<u>PROGRAM</u>	<u>TOTAL</u>
Service Delivery Direct Costs			
BOS - Statewide Direct Costs	\$ 263,051	\$ 441,712	\$ 704,763
MOA Direct Costs	150,981	230,158	381,139
Subtotal	<u>414,032</u>	<u>671,870</u>	<u>1,085,902</u>
Service Delivery Area Vendor Grantee Costs			
BOS - Statewide Vendors/Grants		1,135,131	1,135,131
MOA Vendors/Grants	13,544	598,264	611,808
Subtotal	<u>13,544</u>	<u>1,733,395</u>	<u>1,746,939</u>
Other			
AHRIC	68,275		68,275
Research & Analysis		325,947	325,947
Revenue Collection	97,831		97,831
JTPO/AWIO	132,229		132,229
Subtotal	<u>298,335</u>	<u>325,947</u>	<u>624,282</u>
TOTAL FY 01	<u>\$ 725,911</u>	<u>\$2,731,212</u>	<u>\$3,457,123</u>
Percent of Total	21%	79%	

(Intentionally left blank)

APPENDIX B - SCHEDULE 1
 FY 97 STEP Vendor/Grantee
 Summary Report by Type
 (Unaudited)

<u>Vendor/Grantee Type</u>	<u>Clients Served</u>	<u>Total Grants</u>
Private Training Institutions	698	\$ 722,802
Unions	269	276,967
Public Training Institutions	445	758,505
Native Organizations	137	226,974
Other	213	150,543
Client Reimbursements	68	40,013
Total	<u>1,830</u>	<u>\$ 2,175,804</u>

(Intentionally left blank)

APPENDIX B - SCHEDULE 2
 FY 98 STEP Vendor/Grantee
 Summary Report by Type
 (Unaudited)

<u>Vendor/Grantee Type</u>	<u>Clients Served</u>	<u>Total Grants</u>
Private Training Institutions	651	\$ 656,667
Unions	265	381,151
Public Training Institutions	312	636,409
Native Organizations	129	350,291
Other	185	168,114
Client Reimbursements	55	26,677
Total	<u>1,597</u>	<u>\$ 2,219,309</u>

(Intentionally left blank)

APPENDIX B - SCHEDULE 3
 FY 99 STEP Vendor/Grantee
 Summary Report by Type
 (Unaudited)

<u>Vendor/Grantee Type</u>	<u>Clients Served</u>	<u>Total Grants</u>
Private Training Institutions	409	\$ 574,271
Unions	286	297,329
Public Training Institutions	297	371,228
Native Organizations	210	167,869
Other	154	71,335
Client Reimbursement	26	23,583
Total	<u>1,382</u>	<u>\$ 1,505,615</u>

(Intentionally left blank)

APPENDIX B - SCHEDULE 4
 FY 00 STEP Vendor/Grantee
 Summary Report by Type
 (Unaudited)

<u>Vendor/Grantee Type</u>	<u>Clients Served</u>	<u>Total Grants</u>
Private Training Institutions	304	\$ 625,683
Unions	377	603,938
Public Training Institutions	236	331,369
Native Organizations	130	169,157
Other	86	79,937
Client Reimbursements	33	33,339
Total	<u>1,166</u>	<u>\$ 1,843,423</u>

(Intentionally left blank)

APPENDIX B - SCHEDULE 5
 FY 01 STEP Vendor/Grantee
 Summary Report by Type
 (Unaudited)

<u>Vendor/Grantee Type</u>	<u>Clients Served</u>	<u>Total Grants</u>
Private Training Institutions	272	\$ 482,738
Unions	716	758,684
Public Training Institutions	121	218,989
Native Organizations	115	192,266
Other	88	75,429
Client Reimbursements	48	18,833
Total	<u>1,360</u>	<u>\$ 1,746,939</u>

(Intentionally left blank)

APPENDIX C - SCHEDULE 1
 FY 97 STEP Vendor/Grantee
 Detail Report by Type
 (Unaudited)

Vendor/Grantee Name	Type	Clients Served	Industry Specific	Classroom Training	OJT	Employment Assistance	Support Services	Total Grants
Adult Learning Programs Of Alaska	Private Training	6	\$ -	\$ 451	\$ -	\$ -	\$ -	\$ 451
Airman Flight School	Private Training	1	2,870	-	-	-	-	2,870
Alaska Air Academy	Private Training	1	-	258	-	-	-	258
Alaska Center For Children & Adults	Private Training	1	-	185	-	-	-	185
Alaska Computer Institute	Private Training	6	-	18,230	-	-	-	18,230
Alaska Technical Training	Private Training	4	-	19,612	-	-	-	19,612
American Traffic Safety	Private Training	1	75	-	-	-	-	75
American Welding	Private Training	1	1,330	-	-	-	-	1,330
Asbestos Removal Specialists Of Alaska	Private Training	1	600	-	-	-	-	600
Brigham Young	Private Training	1	-	832	-	-	-	832
CAE, Inc.	Private Training	1	-	3,780	-	-	-	3,780
Career Academy	Private Training	11	-	32,636	-	-	-	32,636
Career Comm	Private Training	12	-	-	-	-	159	159
Charter College	Private Training	39	-	37,366	-	-	-	37,366
Commercial Training	Private Training	1	-	2,595	-	-	-	2,595
Computer Express	Private Training	10	-	-	-	2,246	-	2,246
Computerland	Private Training	1	-	31	-	-	-	31
Data Bank Computer	Private Training	1	144	288	-	-	-	432
Elite Employment Services	Private Training	10	-	15,121	-	-	-	15,121
Embry Riddle Aeronautical	Private Training	1	-	2,479	-	-	-	2,479
Environmental Management, Inc.	Private Training	52	-	27,730	-	-	-	27,730
Falrnet, Inc.	Private Training	38	-	17,339	-	-	-	17,339
Floral Design Institute	Private Training	1	-	225	-	-	-	225
HDS, Inc.	Private Training	1	-	3,000	-	-	-	3,000
HMC, Inc.	Private Training	1	720	-	-	-	-	720
Hospice & Homecare	Private Training	16	9,460	-	-	-	64	9,924
Human Resources Center, Inc.	Private Training	157	-	-	-	114,142	-	114,142
ITT Technical Institute	Private Training	1	-	2,981	-	-	-	2,981
Linn-Benton Community College	Private Training	1	-	1,545	-	-	-	1,545
Literacy Council Of Alaska	Private Training	30	-	14,718	-	-	-	14,718
Metro Oasis Salon And School	Private Training	1	-	5,295	-	-	-	5,295
MILA, Inc.	Private Training	185	-	129,119	-	65,621	-	194,740
Network Business Systems	Private Training	5	-	5,459	-	-	-	5,459
New World Teachers	Private Training	1	-	2,000	-	-	-	2,000

APPENDIX C - SCHEDULE 1
 FY 97 STEP Vendor/Grantee
 Detail Report by Type
 (Unaudited)

Vendor/Grantee Name	Type	Clients Served	Industry Specific	Classroom Training	OJT	Employment Assistance	Support Services	Total Grants
OPAG, Inc.	Private Training	45	\$ 6,506	\$ 38,045	\$ -	\$ -	\$ 4,833	\$ 49,384
People Count	Private Training	25	-	42,679	-	-	-	42,679
Pima Community College	Private Training	1	-	5,800	-	-	-	5,800
Red Cross Of America	Private Training	3	-	90	-	-	-	90
Revere Academy Of Jewelry Arts	Private Training	1	1,638	-	-	-	-	1,638
Rolf Institute	Private Training	1	-	4,900	-	-	-	4,900
Safety Quality Environment	Private Training	1	-	450	-	-	-	450
School Of Integrated Shiatsu	Private Training	1	6,001	-	-	-	-	6,001
Southern Methodist University	Private Training	1	-	7,500	-	-	-	7,500
SST Travel Schools	Private Training	1	3,845	-	-	-	-	3,845
Testing Institute Of Alaska	Private Training	2	1,901	5,500	-	-	-	7,401
Travel School	Private Training	1	-	2,850	-	-	-	2,850
Trophy Tan & Taxidermy	Private Training	1	-	-	3,838	-	-	3,838
University Of Washington	Private Training	1	-	681	-	-	-	681
Valley Academy Of Nursing	Private Training	3	-	6,000	-	-	-	6,000
Wayland University	Private Training	2	-	3,248	-	-	-	3,248
West Coast Training, Inc.	Private Training	2	-	8,830	-	-	-	8,830
Yukon Delta Fisheries Development Association	Private Training	6	26,561	-	-	-	-	26,561
Total Private Training Institutions		698	61,651	469,848	3,838	182,009	5,456	722,802
Alaska Joint Electrical Apprenticeship	Union	74	6,101	-	-	-	71,623	77,724
Alaska Laborers Training Trust Fund	Union	111	95,752	-	-	-	11,577	107,329
Alaska Operating Engineers	Union	9	-	-	-	-	1,695	1,695
Alaska Roofers Joint Apprenticeship	Union	21	45,910	-	-	-	812	46,722
Carpenters	Union	21	17,672	-	-	-	-	17,672
Center For Employment Education	Union	5	-	8,237	-	-	-	8,237
International Longshore And Warehouse Union	Union	28	12,277	-	-	-	5,311	17,588
Total Unions		269	177,712	8,237	-	-	91,018	276,967
Alaska Vocational Technical Education Center	Public Training	22	41,621	27,257	-	-	27,974	96,852

APPENDIX C - SCHEDULE 1
 FY 97 STEP Vendor/Grantee
 Detail Report by Type
 (Unaudited)

Vendor/Grantee Name	Type	Clients Served	Industry Specific	Classroom Training	OJT	Employment Assistance	Support Services	Total Grants
City Of Wrangell	Public Training	2	\$ -	\$ -	\$ -	\$ 721	\$ 1,600	\$ 2,321
Copper Valley Education	Public Training	27	20,454	-	-	-	63,440	83,894
Dept. of Labor & Workforce Development	Public Training	29	4,551	89,000	-	-	308	93,859
New Frontier Vocational Technical Center	Public Training	1	-	1,975	-	-	-	1,975
Norton Sound Education	Public Training	20	20,180	-	-	-	14,076	34,256
Rural Assessment - Case Management	Public Training	162	-	-	-	90,125	-	90,125
Step Power Plant Rsa	Public Training	30	565	26,540	-	-	27,126	54,231
University Of Alaska	Public Training	13	-	12,355	-	-	4,050	16,405
University Of Alaska - Anchorage	Public Training	75	-	66,756	-	70,388	-	137,144
University Of Alaska - Anchorage/Matsu	Public Training	29	-	21,216	-	-	-	21,216
University Of Alaska - Chukchi	Public Training	1	-	159	-	-	-	159
University Of Alaska - Fairbanks	Public Training	22	-	63,012	-	-	14,307	77,319
University Of Alaska - Kenai	Public Training	1	-	1,129	-	-	-	1,129
University Of Alaska - Kuskokwim	Public Training	1	-	13,831	-	-	-	13,831
University Of Alaska Law Rsa	Public Training	10	33,789	-	-	-	-	33,789
Total Public Training Institution		445	121,160	323,230	-	161,234	152,881	758,505
Association Of Village Council Presidents	Native Entity	40	2,900	-	-	-	19,569	22,469
BBC Human Resource	Native Entity	30	10,268	-	-	93,416	-	103,684
Bristol Bay Native Association	Native Entity	10	22,105	-	-	-	4,995	27,100
Fairbanks Native Association	Native Entity	1	-	-	1,666	-	-	1,666
Gana A Yoo Ltd	Native Entity	4	-	5,389	-	-	949	6,338
Ilisagvik College	Native Entity	2	-	-	-	-	2,425	2,425
Ilisquik College	Native Entity	1	-	-	-	-	2,531	2,531
Kake Tribal Corp.	Native Entity	30	-	-	-	3,125	-	3,125
Maniilaq Association	Native Entity	1	-	-	-	-	280	280
Naabia Niign, Ltd.	Native Entity	2	-	-	1,691	-	-	1,691
Nuiato Tribal Council	Native Entity	2	-	-	-	-	300	300
Southeast Regional Resource Center, Inc.	Native Entity	2	-	7,100	-	-	-	7,100
Yukon-Kuskokwim Health Corporation	Native Entity	12	28,336	-	-	-	19,929	48,265
Total Native Organizations		137	63,609	12,489	3,357	96,541	50,978	226,974
Action Auto Parts & Glass	Other	3	-	-	-	-	625	625
Action See	Other	1	-	-	1,740	-	-	1,740
Air Liquide America Corp.	Other	1	212	-	-	-	-	212

APPENDIX C - SCHEDULE 1
 FY 97 STEP Vendor/Grantee
 Detail Report by Type
 (Unaudited)

Vendor/Grantee Name	Type	Clients Served	Industry Specific	Classroom Training	OJT	Employment Assistance	Support Services	Total Grants
Alaska Budget Motel	Other	1	\$ -	\$ -	\$ -	\$ -	\$ 643	\$ 643
Alaska Health Project	Other	2	-	4,473	525	-	-	4,998
Alaska Industrial X-Ray	Other	1	200	-	-	-	-	200
Alaska Marine Highway System	Other	3	-	-	-	-	1,285	1,285
Alaska Textiles	Other	2	-	-	-	-	292	292
American Express	Other	8	-	-	-	-	9,805	9,805
Ansonia Hotel	Other	1	-	-	-	-	625	625
Araserve, Inc.	Other	1	-	-	-	-	100	100
Arc N' Sparc	Other	1	-	-	-	-	375	375
Arctic	Other	1	-	4,400	-	-	-	4,400
Bering Air	Other	1	-	-	-	-	105	105
Big Rays, Inc.	Other	2	-	-	-	-	366	366
Brown & Sons Auto Parts	Other	1	-	-	-	-	450	450
Builders Bargain	Other	1	-	-	743	-	-	743
C & B Of Juneau	Other	5	-	-	-	-	300	300
Cellular Connection	Other	1	-	-	1,312	-	-	1,312
Coastal Village Fisheries	Other	5	-	-	-	-	6,942	6,942
Code West	Other	1	\$ -	\$ 900	\$ -	\$ -	\$ -	\$ 900
Compass North	Other	1	-	840	-	-	-	840
Concorde Hotel	Other	1	-	-	-	-	392	392
Copier Care	Other	3	-	232	-	-	-	232
Cusack Development Co.	Other	1	-	-	-	-	577	577
Denali Industrial Supplies, Inc.	Other	1	-	156	-	-	-	156
Easy Travel	Other	2	-	-	-	-	554	554
Fairbanks North Star Borough	Other	5	-	-	-	-	1,231	1,231
Fat Freddie's	Other	2	-	-	-	-	178	178
Fred Meyer, Inc.	Other	1	-	-	-	-	70	70
GCI	Other	3	-	139	-	-	-	139
Goldpanners Chevron	Other	4	-	-	-	-	76	76
Hageland Aviation	Other	1	-	-	-	-	210	210
Haircuts Are Us	Other	1	-	-	-	-	13	13
Hartec Management	Other	1	-	595	-	-	-	595
Helmbrecht Dental	Other	1	-	-	-	-	228	228
Holland American Line	Other	2	-	-	-	-	725	725
Home First National	Other	1	-	-	2,750	-	-	2,750

APPENDIX C - SCHEDULE 1
 FY 97 STEP Vendor/Grantee
 Detail Report by Type
 (Unaudited)

Vendor/Grantee Name	Type	Clients Served	Industry Specific	Classroom Training	OJT	Employment Assistance	Support Services	Total Grants
Ikes Fuel	Other	1	\$ -	\$ -	\$ -	\$ -	\$ 181	\$ 181
Interior Graphics	Other	2	-	-	-	-	166	166
J & B North, Inc.	Other	1	-	-	-	-	850	850
J.C. Penney, Inc.	Other	1	-	-	-	-	70	70
Ketchikan General Hospital	Other	1	-	-	-	-	98	98
Ketchikan Travel	Other	2	-	-	-	-	581	581
Kinkos	Other	2	-	-	-	-	102	102
Klondike Inn	Other	1	-	-	-	-	108	108
K-Mart	Other	2	-	121	-	-	597	718
Lamonts	Other	7	198	-	-	-	733	931
Lewis Motors	Other	1	-	-	-	-	725	725
Light House Service	Other	1	-	-	-	-	202	202
Lynden Transport	Other	1	-	-	-	-	1,071	1,071
Manilaq Medical Center	Other	1	-	-	-	-	140	140
Michael & Carol Morrison	Other	1	-	-	-	-	450	450
Mikes Chevron	Other	6	78	-	-	-	1,681	1,759
Municipal Utility Services	Other	15	200	356	-	-	-	556
N.W. Arctic Borough	Other	6	-	11,718	-	-	6,090	17,808
National Bank Of Alaska	Other	1	-	-	-	-	2,700	2,700
Neighborhood Health	Other	3	41	-	-	-	123	164
Northern Keta Caviar	Other	2	1,275	-	-	-	-	1,275
Northland Books & Charts	Other	2	-	200	-	-	-	200
Nugget Alaska Outfitter	Other	2	-	-	-	-	246	246
Omni Computer	Other	1	-	-	1,015	-	-	1,015
Paulson, Eric DDS	Other	1	-	-	-	-	145	145
Peninsula Motel	Other	1	-	-	-	-	147	147
Rapid Tool & Supply	Other	1	-	-	-	-	785	785
Sears	Other	2	-	-	-	-	536	536
Seward Life Action Co.	Other	2	-	-	-	-	220	220
Ship Creek Hotel	Other	1	-	-	-	-	106	106
Soldotna Kiddle Kare	Other	1	-	-	-	-	200	200
Southeast Executtravel	Other	4	-	-	-	-	1,556	1,556
Southern Alaska Forwarding	Other	1	-	-	-	-	1,025	1,025
Stylistix Team Salon	Other	1	-	500	-	-	-	500
Sundial Resorts, Inc.	Other	1	-	-	-	-	3,494	3,494

APPENDIX C - SCHEDULE 1
 FY 97 STEP Vendor/Grantee
 Detail Report by Type
 (Unaudited)

Vendor/Grantee Name	Type	Clients Served	Industry Specific	Classroom Training	OJT	Employment Assistance	Support Services	Total Grants
Super 8 Motel	Other	2	\$ -	\$ -	\$ -	\$ -	\$ 73	\$ 73
Taiga Sales Co.	Other	1	-	-	-	-	98	98
Taquan Travel	Other	1	-	-	-	-	347	347
Travelltime Inc.	Other	1	-	-	-	-	309	309
Tucson Electric Power	Other	1	-	-	-	-	185	185
U.S. Passport Services	Other	1	-	-	-	-	65	65
U.S. Postmaster	Other	35	-	-	-	-	120	120
Uniglobe Travel	Other	4	-	-	-	-	995	995
Vista Travel	Other	7	-	-	-	-	6,137	6,137
Wards Cove Packing	Other	7	26,808	-	-	-	29,192	56,000
Total Other		213	29,012	24,630	8,085	-	88,816	150,543
Individual Training	Client Reimbursement	68	-	11,963	5,411	-	22,639	40,013
Total Client Reimbursement		68	-	11,963	5,411	-	22,639	40,013
	Total	1,830	\$ 453,144	\$ 850,397	\$ 20,691	\$ 439,784	\$ 411,788	\$ 2,175,804

APPENDIX C - SCHEDULE 2
 FY 98 STEP Vendor/Grantee
 Detail Report by Type
 (Unaudited)

Vendor/Grantee Name	Type	Clients Served	Industry Specific	Classroom Training	OJT	Employment Assistance	Support Services	Total Grants
Alaska Technical Center	Private Training	7	\$ -	\$ 30,552	\$ -	\$ -	\$ 2,072	\$ 32,624
Asbestos Removal Specialists Of Alaska	Private Training	1	600	-	-	-	-	600
Aurora North Emergency Services	Private Training	1	-	450	-	-	-	450
Biz Works Computer Training	Private Training	13	-	20,960	-	-	-	20,960
Boise State University	Private Training	1	-	1,294	-	-	-	1,294
Browns School Of Phlebotomy	Private Training	1	-	2,460	-	-	-	2,460
CAE, Inc.	Private Training	1	8,970	-	-	-	-	8,970
Career Academy	Private Training	4	-	21,664	-	-	-	21,664
Central Texas College	Private Training	1	-	560	-	-	-	560
Charter College	Private Training	2	-	7,786	-	-	-	7,786
Continuing Education Center	Private Training	1	-	2,387	-	-	-	2,387
Deaf Community	Private Training	1	1,701	-	-	-	75	1,776
Embry Riddle Aeronautical	Private Training	1	-	1,237	-	-	-	1,237
Environmental Management, Inc.	Private Training	25	22,688	9,758	-	-	-	32,446
Fairbanks Memorial Hospital	Private Training	2	1,660	-	-	-	-	1,660
Government Computer Sales, Inc.	Private Training	118	-	-	-	2,122	-	2,122
Graceland College	Private Training	1	895	-	-	-	-	895
Ground Zero Tech-Works	Private Training	1	-	4,000	-	-	-	4,000
Human Resource Center, Inc.	Private Training	227	-	-	-	114,614	-	114,614
Infotech Commercial Systems	Private Training	2	1,794	-	-	-	-	1,794
International Institute For Surface Transportation	Private Training	1	-	3,000	-	-	-	3,000
Lundberg Maryland Seamanship Schools Inc.	Private Training	2	835	-	-	-	625	1,460
Microage	Private Training	1	-	5,500	-	-	-	5,500
MILA, Inc.	Private Training	177	-	135,624	-	98,794	-	234,418
National Public Radio	Private Training	1	2,387	-	-	-	-	2,387
Network Business System	Private Training	1	-	5,500	-	-	-	5,500
New Concepts Beauty School	Private Training	1	-	-	-	50	-	50
Refrigeration Schools	Private Training	1	-	2,810	-	-	-	2,810
Regional Drug & Alcohol Counselor	Private Training	7	8,638	-	-	-	12,627	21,265
Renew U Design Academy	Private Training	1	-	7,240	-	-	-	7,240
Sheldon Jackson College	Private Training	1	-	2,672	-	-	-	2,672

APPENDIX C - SCHEDULE 2
 FY 98 STEP Vendor/Grantee
 Detail Report by Type
 (Unaudited)

Vendor/Grantee Name	Type	Clients Served	Industry Specific	Classroom Training	OJT	Employment Assistance	Support Services	Total Grants
South Peninsula Hospital	Private Training	1	\$ -	\$ 800	\$ -	\$ -	\$ -	\$ 800
S.E. Alaska Marine Services	Private Training	1	-	375	-	-	-	375
SST Travel Schools	Private Training	.	-	5,567	-	-	-	5,567
Testing Institute Of Alaska	Private Training	4	-	22,205	-	-	-	22,205
Trendsetters	Private Training	1	-	2,482	-	-	-	2,482
Valley Academy Of Nursing	Private Training	9	-	22,500	-	-	-	22,500
Wayland Baptist University	Private Training	2	-	1,651	-	-	-	1,651
Weber State University	Private Training	3	-	14,509	-	-	-	14,509
West Coast Training, Inc.	Private Training	2	-	13,800	-	-	-	13,800
Wilson & Wilson, CPA	Private Training	20	24,910	-	-	-	-	24,910
Wolfe Management	Private Training	1	-	1,267	-	-	-	1,267
Total to Private Training Institutions		651	75,078	350,610	-	215,580	15,399	656,667
Alaska Joint Electrical Apprenticeship	Union	40	-	-	-	-	70,824	70,824
Alaska Laborers Training Trust Fund	Union	139	59,116	22,300	-	-	9,514	90,930
Alaska Operating Engineers	Union	3	-	4,950	-	-	-	4,950
Alaska Roofers Joint Apprenticeship	Union	18	43,424	-	-	-	-	43,424
Center For Employment Education	Union	25	64,798	29,290	-	-	20,729	114,817
Fairbanks Alaska Carpenter Training	Union	10	-	21,696	-	-	-	21,696
Fairbanks Area Painters-Decorators	Union	10	-	18,481	-	-	-	18,481
International Longshore And Warehouse Union	Union	20	16,029	-	-	-	-	16,029
Total Unions		265	183,367	96,717	-	-	101,067	381,151
98 Rural Assessment	Public Training	-	-	-	-	58,097	-	58,097
Alaska Vocational Technical Education	Public Training	15	-	16,372	-	-	17,338	33,710
Copper Valley Education	Public Training	41	32,744	1,047	-	-	44,665	78,456
Dept. Of Community & Economic	Public Training	1	-	185	-	-	-	185
New Frontier Vocational Technical	Public Training	30	39,500	7,900	3,270	14,256	935	65,861
Rsa 2180048	Public Training	20	-	1	-	17,417	2,786	20,204
Step Power Plant Operator	Public Training	20	-	21,341	-	-	9,023	30,364
University Of Alaska	Public Training	11	-	8,381	-	-	125	8,506

APPENDIX C - SCHEDULE 2
 FY 98 STEP Vendor/Grantee
 Detail Report by Type
 (Unaudited)

Vendor/Grantee Name	Type	Clients Served	Industry Specific	Classroom Training	OJT	Employment Assistance	Support Services	Total Grants
University Of Alaska - Anchorage	Public Training	95	\$ -	\$ 57,459	\$ -	\$ 59,552	\$ -	\$ 117,011
University Of Alaska - Anchorage/Matsu	Public Training	1	-	33,862	-	-	-	33,862
University Of Alaska - Chukchi	Public Training	1	-	724	-	-	-	724
University Of Alaska - Fairbanks	Public Training	73	-	155,634	-	-	32,347	187,981
University Of Alaska - Southeast	Public Training	4	-	1,448	-	-	-	1,448
Total Public Training Institutions		312	72,244	304,354	3,270	149,322	107,219	636,409
Allakaket Village Council	Native Entity	2	-	-	-	-	252	252
Bristol Bay Native Association	Native Entity	19	21,293	21,224	-	28,236	22,851	93,604
Kake Tribal Corp.	Native Entity	15	49,159	-	-	-	15,138	64,297
Rural Cap Child Development	Native Entity	1	-	-	-	-	844	844
Southeast Alaska Regional Health	Native Entity	36	16,921	-	-	-	29,532	46,453
Southeast Regional Resource Center Inc.	Native Entity	7	-	23,700	-	-	-	23,700
Tanana Chiefs Conference	Native Entity	36	16,205	2,110	-	6,718	45,582	70,615
Totem Travel	Native Entity	1	-	-	-	-	190	190
Yukon-Kuskokwim Health Corporation	Native Entity	12	33,265	-	-	-	17,071	50,336
Total Native Organizations		129	136,843	47,034	-	34,954	131,460	350,291
A & W Wholesale	Other	1	-	-	-	-	46	46
Action Auto Parts	Other	1	-	-	-	-	420	420
Advantage Rent A Car	Other	1	-	-	-	-	160	160
AEL&P	Other	4	-	-	-	-	1,570	1,570
Air Liquide America Corp.	Other	4	-	-	-	889	38	927
Alaska Forest Creations	Other	10	37,525	-	-	-	19,021	56,546
Alaska Industrial Hardware	Other	1	-	-	-	-	165	165
Alaska Marine Highway System	Other	1	-	-	-	-	41	41
Ambassador Apartments	Other	1	-	-	-	-	700	700
American Express	Other	3	-	-	-	-	2,184	2,184
Anchorage Lakefront	Other	1	-	-	-	-	75	75
Anchorage Suite Lodge	Other	1	-	-	-	-	454	454
Anita Finch DbA	Other	1	-	-	-	-	704	704
Appliance Service	Other	1	-	-	-	-	361	361

APPENDIX C - SCHEDULE 2
 FY 98 STEP Vendor/Grantee
 Detail Report by Type
 (Unaudited)

Vendor/Grantee Name	Type	Clients Served	Industry Specific	Classroom Training	OJT	Employment Assistance	Support Services	Total Grants
Aramark Corp.	Other	1	\$ -	\$ -	\$ -	\$ -	\$ 1,020	\$ 1,020
Arctic Travel	Other	2	-	-	-	-	420	420
Army Navy Surplus	Other	1	-	-	-	-	250	250
Barrow Airport Inn	Other	1	-	-	-	-	135	135
Behrends Mechanical Inc.	Other	1	-	-	-	-	356	356
Bellevue Travel Lodge	Other	1	-	-	-	-	508	508
Bering Air	Other	1	-	-	-	-	96	96
Best Western Country	Other	1	-	-	-	-	65	65
Big Rays, Inc.	Other	4	-	-	-	434	519	953
Big Sky Fire Protection, Inc.	Other	1	-	-	4,176	-	-	4,176
Brown & Sons Auto Parts	Other	3	-	-	-	-	974	974
C & B Of Juneau	Other	6	-	-	-	-	405	405
Capital Cab	Other	1	-	-	-	-	612	612
Cellular Connection	Other	1	-	-	2,048	-	-	2,048
Chugach Children Services	Other	1	-	95	-	-	-	95
Comfort Inn	Other	1	-	-	-	-	467	467
Conkles Automotive Repair	Other	1	-	-	-	-	400	400
Creative Play & Preschool	Other	1	-	-	-	-	435	435
Deeter, Randy DDS	Other	1	-	-	-	-	1,128	1,128
Division Of Occupational Licensing	Other	1	-	-	-	-	100	100
Driftwood Lodge	Other	1	-	-	-	-	1,364	1,364
Econolodge	Other	1	-	-	-	-	1,400	1,400
Fairbanks Daily News Miner	Other	1	-	-	-	99	-	99
Fairbanks North Star Borough	Other	7	-	-	-	-	2,699	2,699
Fred Meyer	Other	2	-	-	-	-	400	400
Genuine Part Co.	Other	1	-	-	-	-	323	323
Glacier Muffler & Towing	Other	1	-	-	-	-	500	500
Goldpartners Chevron	Other	2	-	-	-	-	275	275
Happy Hooker Towing	Other	1	-	-	1,200	-	-	1,200
Hogan, Meecham, Hogan	Other	3	-	2,623	1,100	-	-	3,723
Hospitality Unlimited	Other	1	-	-	-	-	969	969
Interior Graphics	Other	2	-	-	-	-	175	175
J. C. Penney, Inc.	Other	1	-	-	-	-	196	196

APPENDIX C - SCHEDULE 2
 FY 98 STEP Vendor/Grantee
 Detail Report by Type
 (Unaudited)

Vendor/Grantee Name	Type	Clients Served	Industry Specific	Classroom Training	OJT	Employment Assistance	Support Services	Total Grants
Johnstone Supply	Other	1	\$ -	\$ -	\$ -	\$ -	\$ 1,339	\$ 1,339
Kinkos	Other	3	-	-	-	-	85	85
K-Mart	Other	3	-	-	-	-	225	225
Lab Flying Service	Other	1	-	-	-	-	122	122
Lamonts	Other	7	-	-	-	-	824	824
Laskey, John DDS	Other	1	-	-	-	-	750	750
Marbil Services	Other	1	-	-	-	-	2,216	2,216
Mendenhall Valley Tesoro	Other	1	-	-	-	-	80	80
Mikes University Chevron	Other	11	-	-	-	-	3,695	3,695
Mortgage	Other	1	-	-	3,992	-	-	3,992
N.W. Arctic Borough	Other	3	-	3,310	-	-	4,303	7,613
Naabia Niign Ltd.	Other	1	-	-	56	-	-	56
Northern Keta Caviar	Other	2	10,500	-	-	-	5,177	15,677
Northern Lights Heating & Cooling	Other	1	3,360	-	-	-	-	3,360
Northland Books & Charts	Other	5	-	380	-	-	397	777
Nugget Alaskan	Other	2	-	-	-	-	482	482
Payless Drugs	Other	1	-	-	-	-	88	88
Peninsula Motel Association	Other	1	-	-	-	-	265	265
Price Costco	Other	1	-	-	-	-	1,015	1,015
Rapid Tool & Supply	Other	1	-	-	-	-	1,289	1,289
Rental Management Services	Other	1	-	2,800	-	-	-	2,800
Riederer, Mark DDS	Other	1	-	-	-	-	320	320
Seafarers Welfare Plan	Other	1	-	210	-	-	-	210
Sears	Other	8	-	-	-	-	5,124	5,124
Sears Optical	Other	12	-	-	-	2,657	-	2,657
Security Aviation, Inc.	Other	1	-	5,500	-	-	-	5,500
Sego Consultants	Other	1	-	695	-	-	-	695
Silver Eagle Transport	Other	1	-	-	-	-	84	84
Sitka Council On Alcohol And Drug Abuse	Other	1	-	-	-	-	160	160
Soidotna Kiddie Kare	Other	1	-	-	-	-	391	391
Sourdough Lodging	Other	1	-	-	-	-	2,395	2,395
Southeast Executavel	Other	7	-	-	-	-	4,390	4,390

APPENDIX C - SCHEDULE 2
 FY 98 STEP Vendor/Grantee
 Detail Report by Type
 (Unaudited)

Vendor/Grantee Name	Type	Clients Served	Industry Specific	Classroom Training	OJT	Employment Assistance	Support Services	Total Grants
Sunshine Travel	Other	2	\$ -	\$ -	\$ -	\$ -	\$ 3,069	\$ 3,069
Sweetwater Travel	Other	1	-	-	-	-	268	268
Switzer Village Mobile	Other	1	-	-	-	-	235	235
Taku Oil Sales	Other	1	-	-	-	-	423	423
Tanana Valley Clinic	Other	4	-	-	-	-	145	145
Taquan Travel	Other	2	-	-	-	-	1,336	1,336
Technology Connection	Other	1	-	-	-	-	309	309
Tonys Int., Inc.	Other	1	-	-	333	-	-	333
U. S. Postmaster	Other	-	-	-	-	-	115	115
U-Haul	Other	1	-	-	-	-	808	808
United Insurance	Other	1	-	-	-	-	78	78
Total Other		185	51,385	15,613	12,905	4,079	84,132	168,114
Client Reimbursements	Individual Training	55	-	1,700	1,620	-	23,357	26,677
Total Client Reimbursements		55	-	1,700	1,620	-	23,357	26,677
	Total	1,597	\$ 518,917	\$ 816,028	\$ 17,795	\$ 403,935	\$ 462,634	\$ 2,219,309

APPENDIX C - SCHEDULE 3
 FY 99 STEP Vendor/Grantee
 Detail Report by Type
 (Unaudited)

Vendor/Grantee Name	Type	Clients Served	Industry Specific	Classroom Training	OTJ	Employment Assistance	Support Services	Total Grants
AAI Engineering Support	Private Training	1	\$ -	\$ 3,020	\$ -	\$ -	\$ -	\$ 3,020
Academy Of Myofascial	Private Training	1	-	5,500	-	-	-	5,500
Airplane Training Professionals	Private Training	1	-	1,895	-	-	-	1,895
American Airlines Travel Academy	Private Training	1	-	3,695	-	-	1,292	4,987
Boise State University	Private Training	1	-	1,236	-	-	-	1,236
Browns School Of Phlebotomy	Private Training	1	-	3,660	-	-	-	3,660
Career Academy	Private Training	3	-	14,495	-	-	-	14,495
Charter College	Private Training	5	-	8,443	-	-	-	8,443
Cornerstone Home Health Care	Private Training	40	67,393	-	-	-	19,739	87,132
Data Bank Computer Services	Private Training	1	-	4,855	-	-	-	4,855
Embry Riddle Aeronautical	Private Training	1	-	1,793	-	-	-	1,793
Environmental Management, Inc.	Private Training	3	1,645	1,220	-	-	-	2,865
Flight Safety Alaska	Private Training	1	-	5,500	-	-	-	5,500
Flight Safety International	Private Training	1	-	4,675	-	-	-	4,675
Galvin Flight Training	Private Training	1	-	5,500	-	-	-	5,500
Human Resource Center, Inc., Inc.	Private Training	174	-	-	-	68,382	-	68,382
Juneau Urgent Care	Private Training	1	-	88	-	-	-	88
Kasilof Medical	Private Training	1	-	2,500	-	-	-	2,500
MILA, Inc.	Private Training	121	-	139,112	-	30,600	-	169,712
Network Business Systems	Private Training	7	-	30,652	-	-	-	30,652
New Concepts Beauty School	Private Training	2	-	1,255	-	-	46	1,301
NRI School McGraw-Hill	Private Training	1	2,890	-	-	-	-	2,890
Red Cross Of America	Private Training	1	-	40	-	-	-	40
Regional Alcohol & Drug Abuse	Private Training	7	12,465	-	-	-	15,765	28,230
Simcom International	Private Training	1	-	5,400	-	-	-	5,400
SST Travel School	Private Training	2	-	7,890	-	-	-	7,890
Testing Institute Of Alaska	Private Training	10	-	39,625	-	-	-	39,625
Trophy Tan & Taxidermy	Private Training	1	-	-	2,999	-	-	2,999
University of California - Los Angeles	Private Training	1	-	3,000	-	-	-	3,000

APPENDIX C - SCHEDULE 3
 FY 99 STEP Vendor/Grantee
 Detail Report by Type
 (Unaudited)

Vendor/Grantee Name	Type	Clients Served	Industry Specific	Classroom Training	OTJ	Employment Assistance	Support Services	Total Grants
Valley Academy Of Nursing	Private Training	11	\$ -	\$ 36,000	\$ -	\$ -	\$ -	\$ 36,000
West Coast Training	Private Training	5	-	17,500	-	-	-	17,500
Western Oregon University	Private Training	1	-	2,500	-	-	-	2,506
Total Private Training Institutions		409	84,393	351,055	2,999	98,982	36,842	574,271
Alaska Joint Electrical Apprenticeship	Union	31	-	-	-	-	63,591	63,591
Alaska Laborers Training Trust Fund	Union	146	84,301	-	-	-	17,860	102,161
Alaska Operating Engineers	Union	82	5,656	-	-	-	29,578	35,234
Alaska Roofers Joint Apprenticeship	Union	17	41,630	-	-	-	-	41,630
Center For Employment Education	Union	10	100	54,613	-	-	-	54,713
Total Unions		286	131,687	54,613	-	-	111,029	297,329
Alaska Technical Center	Public Training	1	-	2,045	-	-	7,165	9,210
Alaska Vocational Technical Education Center	Public Training	21	-	9,465	-	-	22,242	31,707
Board Of Cooperative Education Services	Public Training	1	-	3,000	-	-	-	3,000
Copper Valley Education	Public Training	10	9,759	-	-	-	1,189	10,948
Dept. of Community & Economic Development	Public Training	3	-	330	-	-	105	435
Development	Public Training	11	-	5,380	-	13,994	686	20,060
New Frontier Vocational Technical Education Center	Public Training	1	-	9,900	-	-	-	9,900
Rural Assessment, Case Management	Public Training		-		-	21,170	-	21,170
University Of Alaska - Anchorage	Public Training	65	-	45,857	-	-	2,429	48,286
University Of Alaska - Anchorage/Matsu	Public Training	31	-	20,387	-	-	-	20,387
University Of Alaska - Fairbanks	Public Training	77	-	77,723	-	-	9,085	86,808
University Of Alaska - Kenai	Public Training	64	-	105,467	-	425	-	105,892

APPENDIX C - SCHEDULE 3
 FY 99 STEP Vendor/Grantee
 Detail Report by Type
 (Unaudited)

Vendor/Grantee Name	Type	Clients Served	Industry Specific	Classroom Training	OTJ	Employment Assistance	Support Services	Total Grants
University Of Alaska - Southeast	Public Training	12	\$ -	\$ 3,425	\$ -	\$ -	\$ -	\$ 3,425
Total Public Training Institutions		297	9,759	282,979	-	35,589	42,901	371,228
Bristol Bay Native Association	Native Entity	6	-	3,550	-	-	7,731	11,281
Chiulista Camp Service	Native Entity	6	10,584	-	-	-	4,691	15,275
Cook Inlet Council On Alcohol	Native Entity	66	-	-	-	-	1,980	1,980
Iisagvik College	Native Entity	7	-	4,213	-	-	9,200	13,413
Kake Foods Inc.	Native Entity	1	-	17	-	-	-	17
Kake Tribal Corp.	Native Entity	3	5,837	-	-	-	440	6,277
Naabia Niign Inc.	Native Entity	10	-	-	2,824	-	-	2,824
Southeast Alaska Regional Health Consortium	Native Entity	36	11,035	-	-	-	2,666	13,701
Inc.	Native Entity	31	42,578	3,850	-	-	635	47,063
Sitka Tribe Of Alaska	Native Entity	1	-	600	-	-	-	600
Tlingit & Haida Central Council	Native Entity	43	3,307	-	-	-	4,685	7,992
Tlingit & Haida Head Start	Native Entity	-	27,768	-	-	-	19,678	47,446
Total Native Organizations		210	101,109	12,230	2,824	-	51,706	167,869
A & W Wholesale	Other	1	-	-	-	-	233	233
AEL&P	Other	1	-	-	-	-	115	115
Alaska Coastal Homes Inc.	Other	1	-	498	-	-	-	498
Alaska Dried Foods	Other	10	-	1,660	-	-	100	1,760
Alaska Industrial X-Ray	Other	2	-	400	-	-	-	400
Anchorage Corporate Suites	Other	1	-	-	-	-	810	810
Arctic Travel	Other	1	-	-	-	-	352	352
Bens Super Store	Other	1	-	-	-	-	499	499
Big Rays	Other	1	-	-	-	-	298	298
Bovey Trophies	Other	1	-	-	386	-	-	386
C & B Of Juneau	Other	7	-	-	-	-	450	450
City Of Nenana	Other	1	-	-	268	-	-	268
Compass North	Other	1	-	637	-	-	-	637
Crown Plaza	Other	1	-	-	-	-	559	559
Double R Property Mgmt	Other	1	-	-	-	-	3,180	3,180

APPENDIX C - SCHEDULE 3
 FY 99 STEP Vendor/Grantee
 Detail Report by Type
 (Unaudited)

Vendor/Grantee Name	Type	Clients Served	Industry Specific	Classroom Training	OTJ	Employment Assistance	Support Services	Total Grants
Easy Travel	Other	1	\$ -	\$ -	\$ -	\$ -	\$ 488	\$ 488
Eye Clinic Of Fairbanks	Other	1	-	-	-	-	155	155
Fairbanks North Star Borough	Other	18	-	-	-	-	782	782
Fairbanks Radiator	Other	2	-	-	-	-	520	520
Fred Meyer	Other	2	-	-	-	-	318	318
Goldpanners Chevron	Other	2	-	-	-	-	120	120
Hillside On Gambell	Other	1	-	-	-	-	374	374
His & Hers	Other	1	-	2,800	-	-	-	2,800
Hogan,Meecham,Hogan	Other	1	-	1,626	-	-	-	1,626
Howard Johnson Plaza Hotel	Other	1	-	533	-	-	-	533
IHH Industries	Other	3	-	-	7,119	-	-	7,119
Indian Valley Meats Inc.	Other	5	7,250	-	-	-	7,250	14,500
Ketchikan Gateway Borough	Other	1	-	-	-	-	25	25
K-Mart	Other	3	-	-	-	-	298	298
La Quinta	Other	1	-	-	-	-	809	809
Lamonts	Other	2	-	-	-	-	300	300
McGinnis & Associates	Other	1	-	-	-	-	35	35
Mikes University Chevron	Other	16	-	-	-	-	1,278	1,278
N.W. Arctic Borough	Other	1	-	-	-	-	1,781	1,781
Brown & Sons Auto Parts	Other	2	-	-	-	-	566	566
Northland Books & Charts	Other	7	-	935	-	-	-	935
Nugget Alaska Outfitters	Other	2	-	-	-	-	389	389
Office Max	Other	3	-	-	-	-	303	303
PTI Communications	Other	1	-	-	-	-	82	82
Reliable Transfer	Other	1	-	-	-	-	2,500	2,500
Sears Industrial	Other	1	-	-	-	-	1,193	1,193
Sears Optical	Other	1	-	-	-	-	228	228
Seward Bus Line	Other	1	-	-	-	-	30	30
Seward Ship Chandlery	Other	3	-	-	-	-	162	162
Shaub-Ellison Co.	Other	1	-	-	-	-	300	300
Silicon Valley	Other	1	-	-	-	-	1,068	1,068
Sitka Community Hospital	Other	2	-	-	-	-	288	288
Southeast Executtravel	Other	2	-	-	-	-	525	525

APPENDIX C - SCHEDULE 3
 FY 99 STEP Vendor/Grantee
 Detail Report by Type
 (Unaudited)

Vendor/Grantee Name	Type	Clients Served	Industry Specific	Classroom Training	OTJ	Employment Assistance	Support Services	Total Grants
Sprucewood Park	Other	1	\$ -	\$ -	\$ -	\$ -	\$ 300	\$ 300
Stans Appliance	Other	1	-	-	5,160	-	-	5,160
Sweetwater Travel	Other	14	-	-	-	-	5,466	5,466
Switzer Village Mobile Park	Other	1	-	-	-	-	235	235
Tanana Valley Clinic	Other	1	-	-	-	-	145	145
Taquan Travel	Other	1	-	-	-	-	729	729
Tongass Regional Eye Clinic	Other	1	-	-	-	-	400	400
Tool Crib Of The North	Other	1	-	-	-	-	610	610
Totem Chevron	Other	3	-	-	-	-	145	145
Transportation Systems	Other	1	-	980	-	-	-	980
Trimbel Navigation Ltd	Other	1	-	1,800	-	-	-	1,800
Twilight Travel	Other	1	-	-	-	-	394	394
Underwater Sports Inc.	Other	1	-	1,150	-	-	-	1,150
Urbachs	Other	2	-	-	-	-	408	408
Virginia Mason Medical	Other	1	-	-	-	-	49	49
Wrangell Medical Clinic	Other	1	-	-	-	-	489	489
Total Other		154	7,250	13,019	12,933	-	38,133	71,335
Client Reimbursement	Individual Training	26	-	1,604	-	-	21,979	23,583
Total Client Reimbursement		26	-	1,604	-	-	21,979	23,583
Total		1,382	\$ 334,198	\$ 715,500	\$ 18,756	\$ 134,571	\$ 302,590	\$ 1,505,615

(Intentionally left blank)

APPENDIX C - SCHEDULE 4
 FY 00 STEP Vendor/Grantee
 Detail Report by Type
 (Unaudited)

Vendor/Grantee Name	Type	Clients Served	Industry Specific	Classroom Training	OJT	Employment Assistance	Support Services	Total Grants
A Head of Time Hair	Private Training	2	\$ -	\$ 9,400	\$ -	\$ -	\$ -	\$ 9,400
Alaska Flying Network, Inc.	Private Training	1	-	7,400	-	-	-	7,400
Alaska Technical Center	Private Training	1	-	700	-	-	5,047	5,747
Alaska West Training Center	Private Training	1	-	770	-	-	-	770
American Red Cross	Private Training	1	-	25	-	-	-	25
Aurora North Emergency Services	Private Training	3	-	5,880	-	-	40	5,920
AVI Computer Skills	Private Training	2	-	6,700	-	-	-	6,700
Browns School of Phlebotomy	Private Training	1	-	1,620	-	-	-	1,620
Career Academy	Private Training	8	-	41,817	-	-	-	41,817
Charter College	Private Training	4	-	20,359	-	-	-	20,359
CompUSA	Private Training	2	-	1,445	-	-	-	1,445
Cornerstone Home Health Care	Private Training	10	-	10,000	-	-	-	10,000
Crestone Healing Center	Private Training	1	-	4,950	-	-	-	4,950
Environmental Management Inc.	Private Training	16	-	13,004	-	-	-	13,004
Health Education Center	Private Training	3	-	4,300	-	-	-	4,300
HRC, Inc.	Private Training	70	-	-	-	102,067	-	102,067
ICS Business Industrial Training	Private Training	1	-	689	-	-	-	689
Literacy Council Of Alaska	Private Training	26	15,366	-	-	-	-	15,366
Lundberg Maryland Seamanship Schools Inc.	Private Training	1	-	475	-	-	-	475
MILA, Inc.	Private Training	71	-	135,603	-	57,530	-	193,133
Network Business Systems	Private Training	4	-	19,151	-	-	-	19,151
New Frontier Vo-Tech Center	Private Training	4	-	16,100	-	-	-	16,100
North American Technical College	Private Training	1	-	5,500	-	-	-	5,500
North Star Computing	Private Training	21	22,000	350	-	-	-	22,350
Nova University/Florida	Private Training	1	-	910	-	-	-	910
Pacific Rim Inst. Of Safety & Mngmt.	Private Training	1	-	2,520	-	-	-	2,520
Physicians Review & Consulting	Private Training	1	-	1,440	-	-	-	1,440
Regional Alcohol & Drug Abuse	Private Training	8	10,765	-	-	-	12,577	23,342
Renew U Hair Salon & School	Private Training	2	-	392	-	-	770	1,162
Revere Academy Of Jewelry Arts	Private Training	1	-	1,100	-	-	-	1,100

APPENDIX C - SCHEDULE 4
 FY 00 STEP Vendor/Grantee
 Detail Report by Type
 (Unaudited)

Vendor/Grantee Name	Type	Clients Served	Industry Specific	Classroom Training	OJT	Employment Assistance	Support Services	Total Grants
Shear Allusions	Private Training	1	\$ -	\$ 5,225	\$ -	\$ -	\$ 198	\$ 5,423
Sitka Community Hospital	Private Training	1	-	165	-	-	-	165
Team Cutters	Private Training	12	3,432	-	-	-	-	3,432
Testing Institute of Alaska	Private Training	2	-	10,725	-	-	-	10,725
The Academy of Myofascial	Private Training	1	-	7,914	-	-	-	7,914
Trendsetters	Private Training	1	-	4,900	-	-	-	4,900
Trophy Tan & Taxidermy	Private Training	1	-	-	3,620	-	-	3,620
University of California - Los Angeles	Private Training	1	-	3,000	-	-	-	3,000
Valley Academy of Nursing Assistants	Private Training	4	-	14,000	-	-	-	14,000
Vidal Sassoon/Canada	Private Training	1	-	886	-	-	-	886
Wayland Baptist University	Private Training	1	-	1,080	-	-	-	1,080
West Coast Training Inc.	Private Training	3	-	13,772	-	-	-	13,772
Wizworks	Private Training	4	-	11,604	-	-	-	11,604
Worldwide Language Resources/Maine	Private Training	1	-	5,000	-	-	-	5,000
Wyatt Enterprises	Private Training	1	-	1,400	-	-	-	1,400
Total Private Training Institutions		304	51,563	392,271	3,620	159,597	18,632	625,683
Alaska Joint Electrical Apprenticeship	Union	26	7,320	-	-	-	55,457	62,777
Alaska Laborers Training Trust Fund	Union	208	136,777	13,002	-	-	23,423	173,202
Alaska Operating Engineers	Union	77	57,033	-	-	-	33,900	90,933
Alaska Roofers Joint Apprenticeship	Union	12	36,164	-	-	-	-	36,164
Anchorage Plumbers & Pipefitters Apprenticeship	Union	1	-	906	-	-	-	906
Center For Employment Education	Union	32	132,142	26,133	-	-	13,200	171,475
Fairbanks Alaska Carpenter Training Center	Union	1	-	600	-	-	-	600
Fairbanks Area Painters & Allied Trades	Union	12	25,272	-	-	-	-	25,272

APPENDIX C - SCHEDULE 4
 FY 00 STEP Vendor/Grantee
 Detail Report by Type
 (Unaudited)

Vendor/Grantee Name	Type	Clients Served	Industry Specific	Classroom Training	OJT	Employment Assistance	Support Services	Total Grants
International Union Of Painters & Allied Trades	Union	1	\$ -	\$ 250	\$ -	\$ -	\$ -	\$ 250
Piledrivers Local 2520	Union	6	32,254	-	-	-	9,866	42,120
Plumber & Pipefitter Union Local 262	Union	1	-	-	-	-	239	239
Total Unions		377	426,962	40,891	-	-	136,085	603,938
Alaska Energy Authority	Public Training	32	28,551	-	-	-	24,405	52,956
Alaska Vocational Technical Education Center	Public Training	60	74,257	12,851	-	-	14,092	101,200
Dept. of Labor & Workforce Development	Public Training	2	-	210	-	-	210	420
University of Anchorage - Kenai	Public Training	1	-	500	-	-	-	500
University of Alaska - Anchorage	Public Training	25	-	39,373	-	-	-	39,373
University of Alaska - Anchorage/Matsu	Public Training	5	-	7,004	-	-	-	7,004
University Of Alaska - Fairbanks	Public Training	99	40,072	73,656	-	-	-	113,728
University Of Alaska - Southeast	Public Training	12	-	13,569	-	-	2,619	16,188
Total to Public Training Institutions		236	142,880	147,163	-	-	41,326	331,369
Bristol Bay Native Association	Native Entity	25	18,694	-	-	-	26,318	45,012
Ilisagvik College	Native Entity	1	-	1,274	-	-	9,473	10,747
Knik Tribal Council	Native Entity	1	-	-	3,836	-	-	3,836
Norton Sound Health Corp.	Native Entity	9	1,049	-	-	-	1,900	2,949
Rural Cap	Native Entity	71	44,645	-	-	-	33,543	78,188
Southeast Alaska Regional Health Consortium	Native Entity	23	21,332	-	-	-	7,093	28,425
Total Native Organizations		130	85,720	1,274	3,836	-	78,327	169,157
Air Liquide America Corp.	Other	1	-	219	-	-	-	219
Alaska Aero Maintenance Services	Other	1	-	146	-	-	60	206
Alaska Airlines	Other	1	-	-	-	-	236	236
Alaska Coastal Homes	Other	1	-	280	-	-	-	280

APPENDIX C - SCHEDULE 4
 FY 00 STEP Vendor/Grantee
 Detail Report by Type
 (Unaudited)

Vendor/Grantee Name	Type	Clients Served	Industry Specific	Classroom Training	OJT	Employment Assistance	Support Services	Total Grants
Dept. of Community & Economic Development	Other	1	\$ -	\$ -	\$ -	\$ -	\$ 165	\$ 165
Alaska Industrial Hardware	Other	1	-	-	-	-	1,254	1,254
Alaska Trademark Shellfish	Other	3	10,035	-	-	-	25,280	35,315
Alaska Travel Concepts	Other	1	-	1,090	-	-	-	1,090
Anderson Apartments	Other	1	-	-	-	-	2,126	2,126
Best Western Golden Lion	Other	1	-	-	-	-	441	441
Big Ray's	Other	5	-	-	-	-	1,098	1,098
Bristol Bay Contractors	Other	1	-	-	-	-	280	280
Brown & Hawkins	Other	1	-	-	-	-	252	252
Brown & Sons Auto Parts	Other	2	-	-	-	-	494	494
City & Borough Of Juneau	Other	1	-	-	-	-	120	120
Coldwell Banker/Race Realty	Other	1	-	-	-	-	105	105
D.J.S Wheelhouse & Motel	Other	1	-	-	-	-	942	942
Dave's Shop	Other	1	-	-	-	-	481	481
Denali Telecom	Other	1	-	-	798	-	-	798
Driftwood Lodge	Other	1	-	-	-	-	648	648
Eye Clinic	Other	1	-	-	-	-	322	322
Fairbanks North Star Borough, Mac Transit	Other	3	-	-	-	-	195	195
Fred Meyer	Other	3	-	-	-	-	597	597
Goldstream Motors	Other	1	-	-	-	-	350	350
Hillside Motel	Other	1	-	-	-	-	606	606
Image Optical	Other	1	-	-	-	-	144	144
Interior Medical Supply	Other	3	-	-	-	-	132	132
Interior Welding & Tool Supply	Other	2	-	-	-	-	340	340
Intra-Sea Inc.	Other	6	-	8,628	-	-	-	8,628
Juneau Urgent Care	Other	1	-	-	-	-	99	99
Kade Mendelowitz, Multimakers	Other	1	-	330	-	-	-	330
Kalama River Inn	Other	1	-	-	-	-	659	659
Lake & Peninsula Airlines Inc.	Other	1	-	-	-	-	120	120
Lamonts	Other	3	-	-	-	-	356	356
Napa Auto Parts	Other	1	-	-	-	-	379	379

APPENDIX C - SCHEDULE 4
 FY 00 STEP Vendor/Grantee
 Detail Report by Type
 (Unaudited)

Vendor/Grantee Name	Type	Clients Served	Industry Specific	Classroom Training	OJT	Employment Assistance	Support Services	Total Grants
North Coast Electric Co.	Other	1	\$ -	\$ -	\$ -	\$ -	\$ 969	\$ 969
Northern Lights Inn	Other	1	-	-	-	-	562	562
Northland Books & Charts	Other	1	-	-	-	-	85	85
Penske Auto Center/K-Mart	Other	1	-	-	-	-	292	292
People Mover	Other	1	-	-	-	-	120	120
Property Professionals/New Mexico	Other	1	-	-	-	-	3,300	3,300
Real Systems	Other	1	-	535	-	-	-	535
Residence Inn	Other	1	-	-	-	-	888	888
Southeast Board of Realtors	Other	1	-	295	-	-	358	653
Sea Marine Services	Other	1	-	564	-	-	-	564
Sears	Other	2	-	-	-	-	1,453	1,453
Seward Ship Chandlery	Other	2	-	145	-	-	48	193
Snap-On Tools	Other	2	-	-	-	-	1,998	1,998
Sunshine Travel	Other	5	-	-	-	-	2,697	2,697
Sweetwater Travel	Other	5	-	-	-	-	2,661	2,661
Tanana Childcare	Other	1	-	-	-	-	1,539	1,539
Twilight Travel	Other	1	-	-	-	-	459	459
Tyee Travel	Other	1	-	-	-	-	286	286
Via Vita Health Project	Other	1	-	-	-	-	875	875
Total Other		86	10,035	12,232	798	-	56,871	79,936
Client Reimbursement	Individual Training	33	-	9,545	-	-	23,795	33,340
Total Client Reimbursement		33	-	9,545	-	-	23,795	33,340
	Total	1,166	\$ 717,160	\$ 603,376	\$ 8,254	\$ 159,597	\$ 355,036	\$ 1,843,423

(Intentionally left blank)

APPENDIX C - SCHEDULE 5
 FY 01 STEP Vendor/Grantee
 Detail Report by Type
 (Unaudited)

Vendor/Grantee Name	Type	Clients Served	Industry Specific	Classroom Training	OJT	Employment Assistance	Support Services	Total Grants
Adult Learning Programs of Alaska	Private Training	3	\$ -	\$ 1,342	\$ -	\$ -	\$ -	\$ 1,342
Alaska Computer Essentials	Private Training	1	-	2,400	-	-	-	2,400
Alaska Institute Of Professional Nail Technicians	Private Training	1	-	4,650	-	-	-	4,650
Alaska School of Taxidermy	Private Training	1	-	5,500	-	-	-	5,500
Bar Stars Professional Bartending	Private Training	1	-	300	-	-	-	300
Browns School of Phlebotomy	Private Training	1	-	3,385	-	-	-	3,385
Career Academy	Private Training	2	-	9,054	-	-	-	9,054
Charter College	Private Training	1	-	5,500	-	-	-	5,500
Cornerstone Home Health Care	Private Training	60	58,892	-	-	-	9,229	68,121
Delta Mine Training	Private Training	4	-	1,300	-	-	-	1,300
Environmental Management Inc.	Private Training	4	-	1,770	-	-	-	1,770
F & F Safety Specialists Inc.	Private Training	3	-	1,250	-	-	-	1,250
Health Education Center	Private Training	2	-	5,600	-	-	-	5,600
HRC, Inc.	Private Training	45	-	41,026	-	68,810	-	109,836
MicroAge	Private Training	1	-	384	-	-	-	384
MILA, Inc.	Private Training	100	-	117,976	-	-	-	117,976
Network Business Systems	Private Training	5	-	20,513	-	-	-	20,513
North Star Computing Inc.	Private Training	3	-	2,556	-	-	-	2,556
Providence Health Systems	Private Training	2	-	3,600	-	-	-	3,600
Regional Alcohol & Drug Abuse	Private Training	20	25,149	-	-	-	37,231	62,380
Revere Academy Of Jewelry Arts	Private Training	1	-	5,500	-	-	-	5,500
TCBC Compueaze, Inc.	Private Training	1	-	5,040	-	-	-	5,040
Testing Institute Of Alaska Inc.	Private Training	4	-	18,220	-	-	-	18,220
Trend Setters	Private Training	1	-	4,900	-	-	-	4,900
Via Vita Health Project	Private Training	1	-	4,424	-	-	-	4,424
Wyatt Enterprises Inc.	Private Training	4	-	17,237	-	-	-	17,237
Total Private Training Institutions		272	84,041	283,427	-	68,810	46,460	482,738
Alaska Laborers Training Trust Fund	Union	300	139,868	-	-	-	51,978	191,846
Alaska Operating Engineers	Union	230	40,751	-	-	-	35,325	76,076

APPENDIX C - SCHEDULE 5
 FY 01 STEP Vendor/Grantee
 Detail Report by Type
 (Unaudited)

Vendor/Grantee Name	Type	Clients Served	Industry Specific	Classroom Training	OJT	Employment Assistance	Support Services	Total Grants
Piledrivers Local 2520/JATP	Union	20	\$ 65,839	\$ -	\$ -	\$ -	\$ 24,381	\$ 90,220
Alaska Roofers Joint Apprenticeship	Union	12	44,452	-	-	-	-	44,452
Center For Employment Education	Union	35	160,899	15,240	-	-	100	176,239
Fairbanks Area Plumbers & Pipefitters	Union	1	-	237	-	-	-	237
Inland Boatmens Union of the Pacific	Union	118	133,191	-	-	-	46,423	179,614
Total Unions		716	585,000	15,477	-	-	158,207	758,684
<hr/>								
Alaska Vocational Technical Education Center	Public Training	5	-	6,627	-	-	2,600	9,227
Alaska Industrial Development & Export Authority	Public Training	59	32,615	-	-	-	72,445	105,060
Division Of Occupational Licensing	Public Training	9	-	1,680	-	-	210	1,890
N.W. Arctic Borough School District	Public Training	1	-	2,995	-	-	-	2,995
University Of Alaska - Anchorage	Public Training	13	-	33,992	-	-	-	33,992
<hr/>								
University of Alaska - Anchorage/Matsu	Public Training	1	-	3,525	-	-	-	3,525
University Of Alaska - Fairbanks	Public Training	26	-	52,383	-	-	-	52,383
University Of Alaska - Kenai	Public Training	6	-	9,560	-	-	-	9,560
University Of Alaska - Southeast	Public Training	1	-	357	-	-	-	357
Total Public Training Institutions		121	32,615	111,119	-	-	75,255	218,989
<hr/>								
Bering Straits Native Corp.	Native Entity	3	-	-	-	-	4,751	4,751
Bristol Bay Native Association	Native Entity	23	18,751	-	-	-	26,592	45,343
Igiugig Village Council	Native Entity	1	-	2,660	-	-	-	2,660
Iliamna Lake Contractors	Native Entity	1	-	-	3,259	-	-	3,259
Ilisagvik College	Native Entity	1	-	936	-	-	815	1,751
<hr/>								
Interior Athabascan Tribal College	Native Entity	2	-	966	-	-	-	966
Nana Management Services, LLC.	Native Entity	1	-	190	-	-	-	190
Norton Sound Health Corp.	Native Entity	8	4,648	-	-	-	6,790	11,438

APPENDIX C - SCHEDULE 5
 FY 01 STEP Vendor/Grantee
 Detail Report by Type
 (Unaudited)

Vendor/Grantee Name	Type	Clients Served	Industry Specific	Classroom Training	OJT	Employment Assistance	Support Services	Total Grants
Rural Cap	Native Entity	43	\$ 36,170	\$ -	\$ -	\$ -	\$ 30,136	\$ 66,306
Southeast Alaska Regional Health Corp.	Native Entity	9	13,189	-	-	-	8,275	21,464
Yukon Kuskokwim Health Corporation	Native Entity	23	11,963	-	-	-	22,175	34,138
Total Native Organizations		115	84,721	4,752	3,259	-	99,534	192,266
Air Liquide America Corp.	Other	2	-	425	-	-	151	576
Alaska Airlines	Other	1	-	-	-	-	300	300
Alaska Commercial	Other	6	-	-	-	-	2,854	2,854
Alaska Industrial Hardware	Other	1	-	261	-	-	-	261
American Tire Warehouse	Other	1	-	-	960	-	-	960
Anchor Arms Motel	Other	1	-	-	-	-	1,680	1,680
Angel Investments	Other	1	-	-	-	-	714	714
Big Rays Inc.	Other	3	-	1,048	-	-	-	1,048
Cole Vision Corporation	Other	1	-	-	-	-	225	225
Corporate Express Office Products Inc.	Other	1	-	59	-	-	-	59
Crescent Electric Supply Co.	Other	5	-	3,330	371	-	-	3,701
Fairbanks Urgent Care Center Inc.	Other	5	-	-	-	-	300	300
Fred Meyer Inc.	Other	5	-	379	-	-	333	712
Heritage Place	Other	1	-	550	-	-	-	550
Hyder Community Association Inc.	Other	7	22,498	-	-	-	-	22,498
Indian Valley International Inc.	Other	6	-	18,000	-	-	-	18,000
Interior Medical Supply, James	Other	2	-	116	-	-	192	308
Kenai Vision Center	Other	1	-	-	-	-	310	310
Kinkos	Other	1	-	-	-	-	47	47
Louisiana Hospitality Inc.	Other	1	-	-	-	-	69	69
Marshall, Peter Md	Other	1	-	-	-	-	85	85
Merrill Field Inn	Other	6	-	-	-	-	2,469	2,469
Mush Inn	Other	5	-	-	-	-	3,159	3,159
Northern Lights Hotel	Other	1	-	-	-	-	562	562
Northland Services Inc.	Other	1	-	-	-	2,200	-	2,200

APPENDIX C - SCHEDULE 5
 FY 01 STEP Vendor/Grantee
 Detail Report by Type
 (Unaudited)

Vendor/Grantee Name	Type	Clients Served	Industry Specific	Classroom Training	OJT	Employment Assistance	Support Services	Total Grants
Outbound Travel Inc.	Other	3	\$ -	\$ 783	\$ -	\$ -	\$ 1,605	\$ 2,388
Pacifica Guest House	Other	1	-	-	-	-	180	180
Peninsula Airways Inc.	Other	2	-	-	-	-	1,160	1,160
Pleiates, Inc.	Other	1	-	-	-	-	500	500
Sanders, Dr. Jim C.	Other	1	-	-	-	-	90	90
Seacorp Operations SW&C Inc.	Other	4	-	985	-	-	-	985
Seafarers Welfare Plan	Other	2	-	775	-	-	210	985
Sweetwater Travel	Other	2	-	-	-	-	432	432
Third Sector Technologies	Other	1	-	229	-	-	-	229
Twilight Travel	Other	4	-	-	-	-	2,962	2,962
US Travel Alaska	Other	1	-	-	-	-	1,871	1,871
Total Other		88	22,498	26,940	1,331	2,200	22,460	75,429
Client Reimbursement	Individual Training	48	-	6,516	-	-	12,317	18,833
Total Client Reimbursement		48	-	6,516	-	-	12,317	18,833
Total		1,360	\$ 808,875	\$ 448,231	\$ 4,590	\$ 71,010	\$ 414,233	\$ 1,746,939

APPENDIX D - SCHEDULE 1
 FY 97 STEP Vendor/Grantee
 Detail Report
 (Unaudited)

Vendor/Grantee Name	Type	Clients	Industry	Classroom	OJT	Employment	Support	Total Grants
Statewide Area								
Airman Flight School	Private Training	1	\$ 2,870	\$ -	\$ -	\$ -	\$ -	\$ 2,870
Alaska Air Academy	Private Training	1	-	258	-	-	-	258
Alaska Budget Motel	Other	1	-	-	-	-	643	643
Alaska Health Project	Other	1	-	4,473	-	-	-	4,473
Alaska Industrial X-Ray	Other	1	200	-	-	-	-	200
Alaska Joint Electrical Apprenticeship	Union	74	6,101	-	-	-	71,623	77,724
Alaska Laborers Training Trust Fund	Union	50	29,915	-	-	-	11,577	41,492
Alaska Marine Highway System	Other	3	-	-	-	-	1,285	1,285
Alaska Operating Engineers	Union	9	-	-	-	-	1,695	1,695
Alaska Roofers Joint Apprenticeship	Union	1	1,708	-	-	-	812	2,520
Alaska Textiles	Other	2	-	-	-	-	292	292
Alaska Vocational Technical Education Center	Public Training	19	41,621	19,558	-	-	27,974	89,153
American Express	Other	8	-	-	-	-	9,805	9,805
American Traffic Safety	Private Training	1	75	-	-	-	-	75
Ansonia Hotel	Other	1	-	-	-	-	625	625
Arc N' Sparc	Other	1	-	-	-	-	375	375
Association Of Village Council Presidents	Native Entity	40	2,900	-	-	-	19,569	22,469
BBC Human Resource	Native Entity	30	10,268	-	-	93,416	-	103,684
Bering Air	Other	1	-	-	-	-	105	105
Bristol Bay Native Association	Native Entity	10	22,105	-	-	-	4,995	27,100
Brown & Sons Auto Parts	Other	1	-	-	-	-	450	450
C & B Juneau	Other	5	-	-	-	-	300	300
CAE, Inc.	Private Training	1	-	3,780	-	-	-	3,780
Center For Employment Education	Union	5	-	8,237	-	-	-	8,237
Charter College	Private Training	1	-	2,968	-	-	-	2,968
City Of Wrangell	Public Training	2	-	-	-	721	1,600	2,321
Client Reimbursement	Individual Training	56	-	10,959	-	-	22,197	33,156
Coastal Village Fisheries	Other	5	-	-	-	-	6,942	6,942
Commercial Training	Private Training	1	-	2,595	-	-	-	2,595
Concorde Hotel	Other	1	-	-	-	-	392	392

APPENDIX D - SCHEDULE 1
 FY 97 STEP Vendor/Grantee
 Detail Report
 (Unaudited)

Vendor/Grantee Name	Type	Clients	Industry	Classroom	OJT	Employment	Support	Total Grants
Copper Valley Education	Public Training	27	\$ 20,454	\$ -	\$ -	\$ -	\$ 63,440	\$ 83,894
Cusack Development Co.	Other	1	-	-	-	-	577	577
Data Bank Computer Services Dept. Of Labor & Workforce Development	Private Training	1	144	288	-	-	-	432
Easy Travel	Public Training	1	-	-	-	-	100	100
Environmental Management, Inc.	Other	2	-	-	-	-	554	554
Fat Freddie's	Private Training	51	-	27,010	-	-	-	27,010
Floral Design Institute	Other	2	-	-	-	-	178	178
Fred Meyer	Private Training	1	-	225	-	-	-	225
Gana A Yoo Ltd	Other	1	-	-	-	-	70	70
Hageland Aviation	Native Entity	4	-	5,389	-	-	949	6,338
HDS, Inc.	Other	1	-	-	-	-	210	210
Holland American Line	Private Training	1	-	3,000	-	-	-	3,000
Hospice & Homecare	Other	2	-	-	-	-	725	725
Ikes Fuel	Private Training	16	9,460	-	-	-	464	9,924
Ilisagvik College	Other	1	-	-	-	-	181	181
Ilisquik College	Native Entity	2	-	-	-	-	2,425	2,425
International Longshore And Warehouse Union	Native Entity	1	-	-	-	-	2,531	2,531
ITT Technical Institute	Union	28	12,277	-	-	-	5,311	17,588
J & B North, Inc.	Private Training	1	-	2,981	-	-	-	2,981
Kake Tribal Corp.	Other	1	-	-	-	-	850	850
Ketchikan General Hospital	Native Entity	30	-	-	-	3,125	-	3,125
Ketchikan Travel	Other	1	-	-	-	-	98	98
Klondike Inn	Other	2	-	-	-	-	581	581
Lamonts	Other	1	-	-	-	-	108	108
Lewis Motors	Other	1	-	-	-	-	250	250
Light House Service	Other	1	-	-	-	-	725	725
Linn-Benton Community College	Other	1	-	-	-	-	202	202
Lynden Transport	Private Training	1	-	1,545	-	-	-	1,545
Manillaq Association	Other	1	-	-	-	-	1,071	1,071
Manillaq Medical Center	Native Entity	1	-	-	-	-	280	280
	Other	1	-	-	-	-	140	140

APPENDIX D - SCHEDULE 1
 FY 97 STEP Vendor/Grantee
 Detail Report
 (Unaudited)

Vendor/Grantee Name	Type	Clients	Industry	Classroom	OJT	Employment	Support	Total Grants
Michael & Carol Morrison	Other	1	\$ -	\$ -	\$ -	\$ -	\$ 450	\$ 450
N.W. Arctic Borough	Other	6	-	11,718	-	-	6,090	17,808
Naabia Niign, Ltd.	Native Entity	2	-	-	1,691	-	-	1,691
National Bank Of Alaska	Other	1	-	-	-	-	2,700	2,700
New Frontier Vocational Technical Center	Public Training	1	-	1,975	-	-	-	1,975
New World Teachers	Private Training	1	-	2,000	-	-	-	2,000
Northern Keta Caviar	Other	2	1,275	-	-	-	-	1,275
Northland Books & Charts	Other	2	-	200	-	-	-	200
Norton Sound Education	Public Training	20	20,180	-	-	-	14,076	34,256
Nugget Alaska Outfitter	Other	2	-	-	-	-	246	246
Nulato Tribal Council	Native Entity	2	-	-	-	-	300	300
OPAG, Inc.	Private Training	25	6,506	-	-	-	4,833	11,339
Paulson, Eric Dds	Other	1	-	-	-	-	145	145
Peninsula Motel	Other	1	-	-	-	-	147	147
People Count	Private Training	25	-	42,679	-	-	-	42,679
Pima Community College	Private Training	1	-	5,800	-	-	-	5,800
Rapid Tool & Supply	Other	1	-	-	-	-	785	785
Red Cross Of America	Private Training	1	-	30	-	-	-	30
Rolf Institute	Private Training	1	-	4,900	-	-	-	4,900
Rural Asmt/Case Mgmt	Public Training	162	-	-	-	90,125	-	90,125
Safety Quality Environment	Private Training	1	-	450	-	-	-	450
Seward Life Action Co.	Other	2	-	-	-	-	220	220
Ship Creek Hotel	Other	1	-	-	-	-	106	106
Soldotna Kiddie Kare	Other	1	-	-	-	-	200	200
Southeast Executavel	Other	4	-	-	-	-	1,556	1,556
Southeast Regional Resource Center Inc.	Native Entity	2	-	7,100	-	-	-	7,100
Southern Alaska Forwarding	Other	1	-	-	-	-	1,025	1,025
Southern Methodist University	Private Training	1	-	7,500	-	-	-	7,500
SST Travel Schools	Private Training	1	3,845	-	-	-	-	3,845
Step Power Plant Rsa	Public Training	30	565	26,540	-	-	27,126	54,231
Stylistix Team Salon	Other	1	-	500	-	-	-	500

APPENDIX D - SCHEDULE 1
 FY 97 STEP Vendor/Grantee
 Detail Report
 (Unaudited)

Vendor/Grantee Name	Type	Clients	Industry	Classroom	OJT	Employment	Support	Total Grants
Sundial Resorts, Inc.	Other	1	\$ -	\$ -	\$ -	\$ -	\$ 3,494	\$ 3,494
Super 8 Motel	Other	2	-	-	-	-	73	73
Taiga Sales Co.	Other	1	-	-	-	-	98	98
Taquan Travel	Other	1	-	-	-	-	347	347
Traveltime Inc.	Other	1	-	-	-	-	309	309
Tucson Electric Power	Other	1	-	-	-	-	185	185
University Of Alaska	Public Training	13	-	12,355	-	-	4,050	16,405
University Of Alaska - Chukchi	Public Training	1	-	159	-	-	-	159
University Of Alaska - Kenai	Public Training	1	-	1,129	-	-	-	1,129
University Of Alaska - Kuskokwim	Public Training	1	-	13,831	-	-	-	13,831
University Of Alaska Law Rsa	Public Training	10	33,789	-	-	-	-	33,789
University Of Washington	Private Training	1	-	681	-	-	-	681
Vista Travel	Other	7	-	-	-	-	6,137	6,137
Wards Cove Packing	Other	7	26,808	-	-	-	29,192	56,000
West Coast Training, Inc.	Private Training	2	-	8,830	-	-	-	8,830
Yukon Delta Fisheries Development Association	Private Training	6	26,561	-	-	-	-	26,561
Yukon Kuskokwim Health Corporation	Native Entity	12	28,336	-	-	-	19,929	48,265
Statewide Area Subtotal		890	307,963	241,643	1,691	187,387	389,095	1,127,779
MOA Area								
Action See	Other	1	-	-	1,740	-	-	1,740
Alaska Computer Institute	Private Training	5	-	10,880	-	-	-	10,880
Alaska Health Project	Other	1	-	-	525	-	-	525
Alaska Laborers Training Trust Fund	Union	40	47,954	-	-	-	-	47,954
Alaska Roofers Joint Apprenticeship	Union	20	44,202	-	-	-	-	44,202
Alaska Technical Training	Private Training	4	-	19,612	-	-	-	19,612
Alaska Vocational Technical Education Center	Public Training	3	-	7,699	-	-	-	7,699
Aurora	Other	1	-	4,400	-	-	-	4,400
Brigham Young University	Private Training	1	-	832	-	-	-	832
Builders Bargain	Other	1	-	-	743	-	-	743
Career Academy	Private Training	11	-	32,636	-	-	-	32,636

APPENDIX D - SCHEDULE 1
 FY 97 STEP Vendor/Grantee
 Detail Report
 (Unaudited)

Vendor/Grantee Name	Type	Clients	Industry	Classroom	OJT	Employment	Support	Total Grants
Cellular Connection	Other	1	\$ -		\$ 1,312	\$ -	\$ -	\$ 1,312
Charter College	Private Training	38	-	34,398	-	-	-	34,398
Client Reimbursement	Individual Training	1	-		2,160	-	-	2,160
Compass North	Other	1	-	840	-	-	-	840
Dept.of Labor & Workforce								
Development	Public Training	20	-	89,000	-	-	-	89,000
Elite Employment Services	Private Training	10	-	15,121	-	-	-	15,121
Embry Riddle Aeronautical	Private Training	1	-	2,479	-	-	-	2,479
Environmental Management, Inc.	Private Training	1	-	720	-	-	-	720
Hartec Management	Other	1	-	595	-	-	-	595
Home First National	Other	1	-		2,750	-	-	2,750
Human Resources Center, Inc.	Private Training	157	-		-	114,142	-	114,142
Metro Oasis Salon And School	Private Training	1	-	5,295	-	-	-	5,295
MILA, Inc.	Private Training	185	-	129,119	-	65,621	-	194,740
Network Business Systems	Private Training	5	-	5,459	-	-	-	5,459
Omni Computer	Other	1	-		1,015	-	-	1,015
OPAG, Inc.	Private Training	20	-	38,045	-	-	-	38,045
Testing Institute Of Alaska	Private Training	1	-	5,500	-	-	-	5,500
Travel School	Private Training	1	-	2,850	-	-	-	2,850
Trophy Tan & Taxidermy	Private Training	1	-	-	3,838	-	-	3,838
University Of Alaska - Anchorage	Public Training	75	-	66,756	-	70,388	-	137,144
University Of Alaska -								
Anchorage/Matsu	Public Training	29	-	21,216	-	-	-	21,216
University Of Alaska - Fairbanks	Public Training	1	-	132	-	-	-	132
Valley Academy Of Nursing	Private Training	3	-	6,000	-	-	-	6,000
Wayland University	Private Training	2	-	3,248	-	-	-	3,248
MOA Area Subtotal		645	92,156	502,832	14,083	250,151	-	859,222
Fairbanks Area								
Action Auto Parts & Glass	Other	3	-	-	-	-	625	625
Adult Learning Programs Of Alaska	Private Training	6	-	451	-	-	-	451
Air Liquide America Corp.	Other	1	212	-	-	-	-	212
Alaska Center for Children & Adults	Private Training	1	-	185	-	-	-	185