

ALASKA LEGISLATURE COMMITTEE FILES 1997-1998 8072

9348 HOUSE LABOR & COMMERCE

Handwritten initials

HB

479

FISCAL NOTE

STATE OF ALASKA
1998 LEGISLATIVE SESSION

BILL NO. HB 479

Revision Date (Note if correction): _____
 Title: Recognition for Employers
of Alaskans
 Sponsor: House L&C
 Requestor: House Finance

Department Affected: Labor
 BRU: Administrative Services
 Component: Management Services

COMPONENT SERIAL NO. 335

EXPENDITURES/REVENUES:

(Thousands of Dollars)

OPERATING	FY 99	FY 00	FY 01	FY 02	FY 03	FY 04
PERSONAL SERVICES	19.7	19.7	19.7	19.7	19.7	19.7
TRAVEL						
CONTRACTUAL	3.1	3.1	3.1	3.1	3.1	3.1
SUPPLIES	1.5	1.5	1.5	1.5	1.5	1.5
EQUIPMENT	3.5					
LAND & STRUCTURES						
GRANTS & CLAIMS						
MISCELLANEOUS						
TOTAL OPERATING	27.8	24.3	24.3	24.3	24.3	24.3

CAPITAL						
---------	--	--	--	--	--	--

CHANGE IN REVENUE FUND SOURCE #						
------------------------------------	--	--	--	--	--	--

FUNDING:

(Thousands of Dollars)

1002 Federal Receipts						
1003 GF Match						
1004 GF						
1005 GF/Program Receipt	90.0	30.0	30.0	30.0	30.0	30.0
1006 GF/MHTIA						
Other (Specify Type)						
TOTAL	90.0	30.0	30.0	30.0	30.0	30.0

POSITIONS:

FULL-TIME	0.5	0.5	0.5	0.5	0.5	0.5
PART-TIME						
TEMPORARY						

Estimate of current year (FY98) impact: \$ None

ANALYSIS: (Attach a separate page if necessary)

Assume employers pay \$30.00 for award adjusted to \$10.00 after first year. After eligible list is created, eligible employers apply for the award. Assume approximately 3,000 employers would apply for the award. Cost of printing and bulk mailing award is estimated to be \$3.1. The cost to create a cover letter to accompany the award is \$1.0. Accounting and tracking applications and payments (including NSF checks) would require an Accounting Clerk II for six months per year costing \$18.7. In addition, \$5.0 would also be needed for office equipment (one time) and normal per employee costs.

Prepared by: Arba Williams, Director Phone: 4127 475
 Division: Administrative Services Division Date: 4/27/98

Approved by Commissioner: Tom Cashen, Commissioner
 Agency: Department of Labor Date: 4/27/98

PREPARER TO PROVIDE ALL DISTRIBUTION COPIES TO GOVERNOR'S LEGISLATIVE OFFICE
 For further distribution information call the Governor's Legislative Office

FISCAL NOTE

STATE OF ALASKA
1998 LEGISLATIVE SESSION

BILL NO. HB 479

Revision Date: _____
 Title: Recognition for Employers
of Alaskans
 Sponsor: House L&C
 Requestor: House Finance

Department Affected: Labor
 BRU: Administrative Services
 Component: Labor Market Information
COMPONENT SERIAL NO. 336

EXPENDITURES/REVENUES: (Thousands of Dollars)

OPERATING	FY 99	FY 00	FY 01	FY 02	FY 03	FY 04
PERSONAL SERVICES	1.0	1.0	1.0	1.0	1.0	1.0
TRAVEL						
CONTRACTUAL	11.5	11.5	11.5	11.5	11.5	11.5
SUPPLIES						
EQUIPMENT						
LAND & STRUCTURES						
GRANTS, CLAIMS						
MISCELLANEOUS						
TOTAL OPERATING	12.5	12.5	12.5	12.5	12.5	12.5

CAPITAL						
----------------	--	--	--	--	--	--

CHANGE IN REVENUE						
FUND SOURCE #						

FUNDING: (Thousands of Dollars)

1002 Federal Receipts						
1003 GF Match						
1004 GF	12.5	12.5	12.5	12.5	12.5	12.5
1005 GF/Program Receipt						
1006 GF/MHTIA						
Other						
TOTAL	12.5	12.5	12.5	12.5	12.5	12.5

POSITIONS:

FULL-TIME						
PART-TIME						
TEMPORARY						

Estimate of current year (FY98) impact: \$ none

ANALYSIS: (Attach a separate page if necessary)

Assume employers do not pay for award. After eligible list is created, all eligible employers are mailed an award. With an 80% Alaska hire criteria, approximately 11,000 employers would be mailed the award. Cost of printing and bulk mailing award is estimated to be \$11.5. The cost to create a cover letter to accompany the award is \$1.0.

Prepared by: Albe Williams, Director Phone: 465-2720
 Division: Administrative Services Division Date: 4/27/98
 Approved by Commissioner: Tom Cashen, Commissioner
 Agency: Department of Labor Date: 4/27/98

PREPARER TO PROVIDE ALL DISTRIBUTION COPIES TO GOVERNOR'S LEGISLATIVE OFFICE
 For further distribution information call the Governor's Legislative Office

FISCAL NOTE

STATE OF ALASKA
1998 LEGISLATIVE SESSION

NO. _____
BILL VERSION: HB 479
PUBLISH DATE: 4/22/98

Revision Date: _____
Title: Recognition For Employers of Alaskans
Sponsor: House Labor & Commerce
Requestor: _____

Department Affected: Labor
BRU: _____

Component: _____

COMPONENT SERIAL NO:

Expenditures/Revenues: (Thousands of Dollars)

OPERATING	FY 99	FY 00	FY 01	FY 02	FY 03	FY 04
PERSONAL SERVICES	0	0	0	0	0	0
TRAVEL	0	0	0	0	0	0
CONTRACTUAL	0	0	0	0	0	0
SUPPLIES	0	0	0	0	0	0
EQUIPMENT	0	0	0	0	0	0
LAND & STRUCTURES						
GRANTS, CLAIMS						
MISCELLANEOUS						
TOTAL OPERATING	0	0	0	0	0	0

CAPITAL	0	0	0	0	0	0
---------	---	---	---	---	---	---

REVENUE FUND SOURCE	0	0	0	0	0	0
---------------------	---	---	---	---	---	---

FUNDING: (Thousands of Dollars)

GENERAL FUND	0	0	0	0	0	0
FEDERAL FUNDS						
OTHER FUND SOURCE						
TOTAL	0	0	0	0	0	0

POSITIONS:

FULL-TIME	0	0	0	0	0	0
PART-TIME	0	0	0	0	0	0
TEMPORARY	0	0	0	0	0	0

Estimate of current year impact: NONE

ANALYSIS: (Attach a separate page if necessary)

Zero fiscal impact.

Shirley L. Armstrong

Prepared By: Shirley Armstrong, Legislative Assistant
Division: House Labor & Commerce Committee

Phone: 465-4968
Date: 4/22/98

Approved By: Rep. Norman Rokeberg, Chairman
Agency: Alaska State Legislature

Date: 4/22/98

Distribution (by preparer):

FISCAL NOTE

STATE OF ALASKA
1998 LEGISLATIVE SESSION

BILL NO. HB 479

Revision Date: _____
 Title: Recognition for Employers
of Alaskans
 Sponsor: House Labor and Commerce
 Requestor: House Labor and Commerce

Department Affected: Labor
 BRU: Administrative Services
 Component: Labor Market Information
 COMPONENT SERIAL NO. 336

EXPENDITURES/REVENUES: (Thousands of Dollars)

OPERATING	FY 99	FY 00	FY 01	FY 02	FY 03	FY 04
PERSONAL SERVICES	25.0	25.0	25.0	25.0	25.0	25.0
TRAVEL						
CONTRACTUAL	12.5	12.5	12.5	12.5	12.5	12.5
SUPPLIES	0.5	0.5	0.5	0.5	0.5	0.5
EQUIPMENT						
LAND & STRUCTURES						
GRANTS, CLAIMS						
MISCELLANEOUS						
TOTAL OPERATING	38.0	38.0	38.0	38.0	38.0	38.0

CAPITAL						
---------	--	--	--	--	--	--

CHANGE IN REVENUE						
FUND SOURCE #						

FUNDING: (Thousands of Dollars)

1002 Federal Receipts						
1003 GF Match						
1004 GF	38.0	38.0	38.0	38.0	38.0	38.0
1005 GF/Program Receipt						
1006 GF/MHTIA						
Other						
TOTAL	38.0	38.0	38.0	38.0	38.0	38.0

POSITIONS:

FULL-TIME	0.5	0.5	0.5	0.5	0.5	0.5
PART-TIME						
TEMPORARY						

Estimate of current year (FY98) impact: \$ None

ANALYSIS: (Attach a separate page if necessary)

Personnel cost includes 20% of a labor economist and 30% of a statistical clerk. The economist will handle data extraction and analysis. The statistical clerk will handle mailing. Non-personal services costs include mailing costs for distribution, printing costs for the certificate, and administrative overhead.

Prepared by: Arbo Williams, Director Phone: 465-2720
 Division: Administrative Services Date: 4/3/98
 Approved by Commissioner: Tom Cashen, Commissioner
 Agency: Department of Labor Date: 4/3/98

PREPARER TO PROVIDE ALL DISTRIBUTION COPIES TO GOVERNOR'S LEGISLATIVE OFFICE
 For further distribution information call the Governor's Legislative Office

HOUSE COMMITTEE REPORT

(7)

Date Referred to Committee: April 1, 1998

FURTHER REFERRALS:

Date of Committee Action: 4/22/98

The LABOR AND COMMERCE Committee considered:

HB 479

HOUSE BILL NO. 479

RECOGNITION FOR EMPLOYERS OF ALASKANS

“An Act relating to recognition of employers who hire Alaskans.”

recommends it be replaced with the following committee substitute CSHB 479(L+C) [] the same title
[] a new title

[] additional referral to _____ Committee
[] attached amendment(s)

ADOPTS: _____ Letter of Intent

ATTACHES NEW FISCAL NOTE(S): (Dept) _____ APPROVES PREVIOUS: (Dept/Date) _____
[] fiscal note(s) _____ [] fiscal note(s) _____

zero fiscal note(s) Labor [] zero fiscal note(s) _____

SIGNING WITH RECOMMENDATIONS	DP	DNP	NR	AM
<u>John Casadine</u>			✓	
<u>Don Briel</u>			✓	
<u>Gene Kubler</u>			✓	
<u>Joe Ryan</u>			✓	
<u>Bill Anderson</u>	✓			
<u>Ann Kelly</u>	✓			

CHAIR'S SIGNATURE

Ann Kelly

4-22-98

STATE OF ALASKA

DEPARTMENT OF LABOR

OFFICE OF THE COMMISSIONER

Pisher X 2702

TONY KNOWLES, GOVERNOR

P.O. BOX 21149
JUNEAU, ALASKA 99802-1149
PHONE: (907) 465-2700
FAX: (907) 465-2784

April 27, 1998

Hon. Gail Phillips
Speaker of the House
Alaska State Legislature

Dear Madam Speaker:

The Department of Labor respectfully requests that HB 479, An Act relating to recognition of employers who hire Alaskans, be given a Finance committee referral to restore the fiscal note which was voted on by the Labor and Commerce Committee when it moved the bill. As originally drafted, HB 479 would have required the department to develop industry-specific recognition levels and assess the residency of an employer's workforce through several criteria. This labor-intensive approach necessitated a \$38,000 general fund fiscal note. We worked with the sponsor's staff to simplify the bill and provide for an application fee to provide program receipts to fund the operation.

Prior to the April 22 Labor and Commerce meeting, which was re-scheduled with very short notice after being postponed to April 24, department staff met to discuss a revised fiscal note. In that discussion, it became obvious to us that the cost of collecting a processing a fee would result in a significantly higher fiscal note for HB 479 than if straight GF were available to run the program. Although there was insufficient time to generate a revised fiscal note, our staff estimated that with the simplified bill and a removal of the application fee and the need to handle thousands of checks from individual employers, we could do it for \$12,000.

In my testimony to the Labor and Commerce Committee, I informed them of our discussions and of the need to re-visit the program receipts and the fiscal note, but stated that we did not wish to hold the bill up and would work on these issues in the Finance Committee. When Rep. Ryan made the motion to move the bill, it was moved "with the \$12,000 'post-it' fiscal note" - a reference to the note I referred to in my testimony.

It appears that HB 479 left Labor and Commerce with no fiscal note or a zero note and is now in Rules and presumably on its way to the floor. The Department of Labor has gotten very good at doing more with less, but we can't do something with nothing, particularly something that will potentially involve transactions, cash or

Hon. Gail Phillips
April 27, 1998
Page 2

otherwise, with up to 11,000 employers. We would welcome the opportunity to work expeditiously with the sponsor and the Finance Committee to clarify the funding issue (program receipts or general fund) and the amount of the fiscal note.

Your attention to our request is greatly appreciated.

Sincerely,



Ed Flanagan
Deputy Commissioner

cc: Rep. Rokeberg, Chair
House Labor and Commerce

ALASKA STATE LEGISLATURE

House of Representatives

COMMITTEE MEMBERS:

REPRESENTATIVE NORMAN ROKEBERG, CHAIRMAN
REPRESENTATIVE JOHN COWDERY, VICE CHAIRMAN
REPRESENTATIVE BILL HUDSON
REPRESENTATIVE JOE RYAN
REPRESENTATIVE JERRY SANDERS
REPRESENTATIVE TOM BRICE
REPRESENTATIVE GENE KUBINA
COMMITTEE AIDE, SHIRLEY ARMSTRONG
COMMITTEE SECRETARY, CATHY WOOD
COMMITTEE HEARING ROOM 17 STATE CAPITOL



INTERIM:
716 WEST 4TH AVENUE, SUITE 610
ANCHORAGE, AK 99501
PHONE: (907) 258-8191
FAX: (907) 258-2916

SESSION:
STATE CAPITOL, ROOM 24
JUNEAU, AK 99801-1182
PHONE: (907) 465-4954
FAX: (907) 465-2040

Labor and Commerce Committee

MEMORANDUM

TO: Gene Therriault
Finance Committee

FROM: Representative Norman Rokeberg, Chairman
Labor & Commerce

A handwritten signature in black ink, appearing to be "NR", written over the name "Representative Norman Rokeberg, Chairman".

DATE: April 23, 1998

SUBJECT: Hearing Request -CSHB 479 (L&C), Recognition For Employers of Alaskans

Consider this memorandum a request for a hearing on CSHB 479 (L&C). I would appreciate a hearing being scheduled next week.

This bill provides for the recognition of Employers who hire Alaskans and have at least 80% of their staff are Alaskans.

Attached is a committee packet which includes the following:

1. Labor & Commerce Committee Substitute
2. Sponsor Statement
3. Sectional Analysis
4. Supporting Documentation

If you have any further question regarding this bill, please contact Mr. Randall Lorenz, on my staff at 465-4695. Thank you for your consideration.

Attachments



Date: April 6, 1998
 No. of pages incl. cover sheet: 2

BUY ALASKA
 430 West 7th Avenue, Suite 110
 Anchorage, AK 99501

To: Rep. Norm Rokeberg

 Ph: _____

 Fax: (907)465-2040
 CC: _____

From: Bridget McLeod
BUY ALASKA

 Email: antbmm@uaa.alaska.edu
 Phone: (907) 274-7232
 Phone: (800)478-7232 statewide
 Fax: (907) 274-9524

REMARKS: For response at your earliest convenience. For your info.

See attached letter of support for HB 479. Thank you very much! Bridget



A partnership program of



University of Alaska
Small Business
Development Center

House Labor & Commerce Committee
C/O Representative Norman Rokeberg, Chairman
State Capitol
Juneau, Alaska

Dear Labor & Commerce Committee:

I would like to extend my support for House Bill No. 479, "Recognition of Employers Who Hire Alaskans."

This is an important and worthy effort to recognize those businesses that make good practice of utilizing the skilled and educated workforce, which we have in Alaska. Employing our neighbors is one more step toward creating a stable, sustainable, local economy. The Bill also plays an important role in encouraging businesses that may not be focusing on local hire by bringing the issue to the table.

Since the Bill was brought to my attention, I have spent the last few days sharing the idea with employees of local businesses. The support is widespread. As stated in "Our Buy Alaska Promise" which is displayed by hundreds of Alaskan businesses, we should show "Our commitment to Alaskan jobs, businesses and a healthy economy." Please consider Buy Alaska in support of the Alaskan hire initiative.

We appreciate your leadership in this important issue!

Sincerely,

Bridget McLeod
Program Director

University of Alaska
Small Business
Development Center

430 W. 7th Avenue, Suite 110
Anchorage, Alaska 99501

(907) 274-7232
(800) 478-7232
FAX (907) 274-9524

ALASKA STATE LEGISLATURE

House of Representatives

COMMITTEE MEMBERS:

REPRESENTATIVE NORMAN ROKEBERG, CHAIRMAN
REPRESENTATIVE JOHN COWDERY, VICE CHAIRMAN
REPRESENTATIVE BILL HUDSON
REPRESENTATIVE JOE RYAN
REPRESENTATIVE JERRY SANDERS
REPRESENTATIVE TOM BRICE
REPRESENTATIVE GENE KUBINA
COMMITTEE AIDE, SHIRLEY ARMSTRONG
COMMITTEE SECRETARY, CATHY WOOD
COMMITTEE HEARING ROOM 17 STATE CAPITOL




INTERIM:
716 WEST 4TH AVENUE, SUITE 64C
ANCHORAGE, AK 99501
PHONE: (907) 258-8191
FAX: (907) 258-2916

SESSION:
STATE CAPITOL, ROOM 24
JUNEAU, AK 99801-1182
PHONE: (907) 455-4954
FAX: (907) 455-2040

Labor and Commerce Committee

MEMORANDUM

TO: Representative John Cowdery
Representative Bill Hudson
Representative Joe Ryan
Representative Jerry Sanders
Representative Tom Brice
Representative Gene Kubina

FROM: Shirley Armstrong, Staff 
House Labor & Commerce Committee

DATE: April 21, 1998

SUBJECT: Additional Backup For Committee Bill Packet - HB 479

Attached is information that has come to the House Labor and Commerce Committee since our committee hearing.

Please insert in your HL&C, HB 479 committee packet.

Attachment





**WE
HIRE
ALASKA
1998**

ALASKA STATE LEGISLATURE

House of Representatives

COMMITTEE MEMBERS:

REPRESENTATIVE NORMAN ROKEBERG, CHAIRMAN
REPRESENTATIVE JOHN COWDERY, VICE CHAIRMAN
REPRESENTATIVE BILL HUDSON
REPRESENTATIVE JOE RYAN
REPRESENTATIVE JERRY SANDERS
REPRESENTATIVE TOM BRICE
REPRESENTATIVE GENE KUBINA
COMMITTEE AIDE, SHIRLEY ARMSTRONG
COMMITTEE SECRETARY, CATHY WOOD
COMMITTEE HEARING ROOM 17 STATE CAPITOL



INTERIM:
716 WEST 4TH AVENUE, SUITE 543
ANCHORAGE, AK 99501
PHONE: (907) 258-8191
FAX: (907) 258-2918

SESSION:
STATE CAPITOL ROOM 24
JUNEAU, AK 99801-1182
PHONE: (907) 465-4954
FAX: (907) 465-2040

Labor and Commerce Committee

MEMORANDUM

TO: Labor and Commerce Committee

FROM: Representative Norman Rokeberg

DATE: April 20, 1998

SUBJECT: Main Points of CS for HB 479

A handwritten signature in black ink, appearing to read "N. Rokeberg", written over the "FROM" line of the memorandum.

The main additional areas the Committee Substitute addresses are:

- 1) The employer must pay a \$30.00 fee for the certification.
- 2) The fee can be adjusted by the Department of Labor in order to cover program costs.
- 3) Fees collected will go to the general fund.
- 4) The program will encourage Alaskan hire by requiring a minimum of 80% Alaskans.
- 5) An employee is considered a resident if he/she is on both the most recent permanent fund file and wage file.
- 6) The Department of labor shall design the seal.

ALASKA STATE LEGISLATURE

House of Representatives

COMMITTEE MEMBERS:

REPRESENTATIVE NORMAN ROKEBERG, CHAIRMAN
REPRESENTATIVE JOHN COWDERY, VICE CHAIRMAN
REPRESENTATIVE BILL HUDSON
REPRESENTATIVE JOE RYAN
REPRESENTATIVE JERRY SANDERS
REPRESENTATIVE TOM BRICE
REPRESENTATIVE GENE KUBINA
COMMITTEE AIDE, SHIRLEY ARMSTRONG
COMMITTEE SECRETARY, CATHY WOOD
COMMITTEE HEARING ROOM 17 STATE CAPITOL



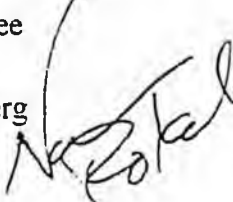
INTERIM:
716 WEST 4TH AVENUE, SUITE 640
ANCHORAGE, AK 99501
PHONE: (907) 258-8191
FAX: (907) 258-2916

SESSION:
STATE CAPITOL ROOM 24
JUNEAU, AK 99801-1182
PHONE: (907) 465-4954
FAX: (907) 465-2040

Labor and Commerce Committee

MEMORANDUM

TO: Labor and Commerce Committee

FROM: Representative Norman Rokeberg 

DATE: April 20, 1998

SUBJECT: Differences Between CS for HB 479 and HB 479

PAGE : 1 LINES: 7-15 add subsections (1), (2), (3).

CS HB 479
0-LS1719\B
4/3/98

CS HB 479 (a) Establishes a guide line for an employer by adding these subsections
0-LS1719\H
4/14/98

- (1) Requirements to apply
 - (2) Pay a fee
 - (3) Meet Alaska employee standard of 80%
- (b) Establishes 80% as the standard as well as the residency requirements
- (c) No change.
- (d) Establishes a fee of \$30.00 and the ability to increase to offset program costs.

0-LS1719H
Cramer
4/14/98

Rep. Rohberg

CS FOR HOUSE BILL NO. 479(L&C)

IN THE LEGISLATURE OF THE STATE OF ALASKA

TWENTIETH LEGISLATURE - SECOND SESSION

BY THE HOUSE LABOR AND COMMERCE COMMITTEE

**Offered:
Referred:**

Sponsor(s): HOUSE LABOR AND COMMERCE COMMITTEE

A BILL

FOR AN ACT ENTITLED

1 **"An Act relating to recognition of employers who hire Alaskans."**

2 **BE IT ENACTED BY THE LEGISLATURE OF THE STATE OF ALASKA:**

3 *** Section 1. AS 23.05 is amended by adding a new section to read:**

4 **Article 6. Recognition of Employers Who Hire Alaskans.**

5 **Sec. 23.05.400. Certificates and identification seals in recognition of**
6 **employers who hire Alaskans. (a) The department shall issue an Alaska hire**
7 **certificate and identification seal to an employer who**

8 (1) **applies to the department for the certificate and seal;**

9 (2) **pays the application fee established under (d) of this section; and**

10 (3) **meets the employment standard established under (b) of this section.**

11 (b) **An employer is entitled to a certificate and seal under this section if the**
12 **employer's work force consists of at least 80 percent state residents as determined by**
13 **the department. The department may consider an employee to be a state resident for**
14 **purposes of this subsection only if the employee is included in both the most recent**
15 **permanent fund dividend file maintained by the Department of Revenue and the most**

1 recent wage file maintained by the Department of Labor.

2 (c) An employer who does not meet standards established by this section may
3 not display the certificate or use the identification seal.

4 (d) The application fee for an Alaska hire certificate and identification seal is
5 \$30. The department shall periodically review the amount of the fee to ensure that the
6 cost of operating the program to the state is offset by the amount received in applicant
7 fees. If the amount received by the state is substantially different from the cost of
8 operating the program, the department shall adjust the fee by regulation so that the
9 amount anticipated to be received will approximately equal the anticipated cost.
10 Money collected under this section shall be deposited into the general fund and
11 separately accounted for under AS 37.05.142. The annual estimated balance in the
12 account maintained under AS 37.05.142 for fees collected under this section may be
13 appropriated by the legislature for the department's cost in operating this program or
14 for any other lawful purpose. Nothing in this subsection creates a dedicated fund.

15 (e) The department shall, by regulation, establish the design of the Alaska hire
16 certificate and identification seal. A certificate or seal awarded under this section shall
17 state the year for which it is awarded.

18 (f) The department shall adopt regulations under AS ~~44.62~~ (Administrative
19 Procedure Act) to implement this section.

A M E N D M E N T

OFFERED IN THE HOUSE

BY REPRESENTATIVE ROKEBERG

TO: CSHB 479(L&C), Draft Version "B"

- 1 Page 2, line 10, following "Alaskans.":
- 2 Insert "In setting a minimum for an industry or other category of employment, the
- 3 department shall require at least 80 percent state resident hire."

CS FOR HOUSE BILL NO. 479(L&C)

IN THE LEGISLATURE OF THE STATE OF ALASKA

TWENTIETH LEGISLATURE - SECOND SESSION

BY THE HOUSE LABOR AND COMMERCE COMMITTEE

Offered:
Referred:

Sponsor(s): HOUSE LABOR AND COMMERCE COMMITTEE

A BILL

FOR AN ACT ENTITLED

1 "An Act relating to recognition of employers who hire Alaskans."

2 BE IT ENACTED BY THE LEGISLATURE OF THE STATE OF ALASKA:

3 * Section 1. AS 23.05 is amended by adding a new section to read:

4 Article 6. Recognition of Employers Who Hire Alaskans.

5 Sec. 23.05.400. Certificates and identification seals in recognition of
6 employers who hire Alaskans. (a) An employer who meets the requirements of this
7 section may apply to the department for a certificate and an identification seal in
8 recognition of having met the standards of this section.

9 (b) An employer is entitled to display a certificate and use a seal under this
10 section if the employer meets the employment standards established by the department
11 under (d) of this section. An employer who employs only state residents is entitled
12 to a certificate and to use the Alaska Hire seal to notify the public that the employer
13 hires Alaska employees. An employer who employs some employees who are not
14 state residents is entitled to a certificate and to use of a seal only if the percentage of
15 employees who are state residents is at least as great as the minimum percentage

1 established by the department under (d) of this section.

2 (c) An employer who does not meet standards established by this section is not
3 entitled to display the certificate or use the Alaska Hire seal.

4 (d) The department shall establish minimum employment levels for eligibility
5 for recognition under this section. The department shall establish appropriate
6 minimum standards for different industries and for other categories of employment.
7 The minimum state resident employment standards shall reflect the availability of
8 workers in the state who are able and willing to engage in that work. The minimum
9 standards shall be set at a level that recognizes employers who have made a good faith
10 effort to hire Alaskans. The department shall periodically review and, if appropriate,
11 revise the standards.

12 (e) A certificate awarded under this section shall state the period for which it
13 is awarded.

14 (f) The department shall implement this section by regulation adopted under
15 AS 44.62 (Administrative Procedure Act).

16 (g) The department may consider an employee to be a state resident for
17 purposes of this section only if the employee satisfies the resident eligibility standards
18 for eligibility for the permanent fund dividend program under AS 43.23.

19 * Sec. 2. The commissioner of labor shall request the State Arts Council to sponsor a
20 contest for the design of the Alaska Hire seal provided for in AS 23.05.400, enacted by sec. 1
21 of this Act. The council shall select the winning entry in consultation with the commissioner.
22 The commissioner shall by regulation designate the winning entry as the official Alaska Hire
23 seal.

ALASKA STATE LEGISLATURE

House of Representatives

COMMITTEE MEMBERS:

REPRESENTATIVE NORMAN ROKEBERG, CHAIRMAN
REPRESENTATIVE JOHN COWDERY, VICE CHAIRMAN
REPRESENTATIVE BILL HUDSON
REPRESENTATIVE JOE RYAN
REPRESENTATIVE JERRY SANDERS
REPRESENTATIVE TOM BRICE
REPRESENTATIVE GENE KUBINA
COMMITTEE AIDE, SHIRLEY ARMSTRONG
COMMITTEE SECRETARY, CATHY WOOD
COMMITTEE HEARING ROOM 17 STATE CAPITOL



INTERIM:
716 WEST 4TH AVENUE, SUITE 640
ANCHORAGE, AK 99501
PHONE: (907) 258-8191
FAX: (907) 258-2916

SESSION:
STATE CAPITOL, ROOM 24
JUNEAU, AK 99801-1182
PHONE: (907) 465-4954
FAX: (907) 465-2040

Labor and Commerce Committee

Sponsor Statement HB 479

Alaska Department of Labor statistics show that about one third of job openings went to out-of-state workers in 1996 and companies in Alaska paid total wages topping \$900 million to nonresidents.

Between 20,000 and 30,000 Alaskans were unemployed in any given month in 1996 while 52,000 nonresidents gained employment in the state.

House Bill 479 is intended to induce companies to hire within the state by awarding those who meet Alaska Department of Labor's criteria with an "Alaska Hire" seal, modeled after the highly noticeable "Made in Alaska" logo.

HB 479 will help state initiatives to curb out-of-state hire, such as the State Training and Employment Program which trains workers with an emphasis on occupations with high nonresident hire, by giving companies an incentive to hire Alaskan workers.

Nonresidents often spend portions of their wages in their home state, decreasing the multiplier effect and depriving Alaska of the full economic benefits of the employment created in the Alaska economy.

An Alaska Department of Labor analysis shows that nonresidents who spend even one quarter of their earnings outside Alaska, take away \$100 - \$200 million from the state economy—over and above the direct income loss to Alaska.

Display of the "Alaska Hire" seal by Alaskan businesses will confirm their commitment to the employment of the citizens of this state and the economic health of Alaska.

ALASKA STATE LEGISLATURE

House of Representatives

COMMITTEE MEMBERS:

REPRESENTATIVE NORMAN ROKEBERG, CHAIRMAN
REPRESENTATIVE JOHN COWDERY, VICE CHAIRMAN
REPRESENTATIVE BILL HUDSON
REPRESENTATIVE JOE RYAN
REPRESENTATIVE JERRY SANDERS
REPRESENTATIVE TOM BRICE
REPRESENTATIVE GENE KUBINA
COMMITTEE AIDE, SHIRLEY ARMSTRONG
COMMITTEE SECRETARY, CATHY WOOD
COMMITTEE HEARING ROOM 17 STATE CAPITOL



INTERIM:
718 WEST 4TH AVENUE, SUITE 640
ANCHORAGE, AK 99501
PHONE: (907) 258-8191
FAX: (907) 258-2918

SESSION:
STATE CAPITOL, ROOM 24
JUNEAU, AK 99801-1182
PHONE: (907) 465-4954
FAX: (907) 465-2040

Labor and Commerce Committee

Sectional Analysis for HB 479

By House Labor and Commerce Committee

Title: An Act relating to recognition of employers who hire Alaskans

Section 1: Amends section 23.05 by adding a new section (23.05.400), which allows for the recognition of employers who hire Alaskans. A certificate and a seal can be applied for if the employer meets the requirements established by the Department of Labor. The employers are entitled to use the Alaska Hire Seal on items made by Alaska employees.

Section 2: Establishes that the Commissioner of Labor shall request the State Arts Council to sponsor a contest for the design of the Alaska Hire Seal. Once a winning entry has been selected, the commissioner shall by regulation designate the winning entry as the official Alaska Hire seal.

NONRESIDENTS WORKING IN ALASKA-1996

State of Alaska
Tony Knowles, Governor

Department of Labor
Tom Cashen, Commissioner

Prepared By:
Jeff Hadland, Economist

Published January 31, 1998

For more information telephone Jeff Hadland at (907)465-6031 or email
Jeff_Hadland@labor.state.ak.us

Visit the Research and Analysis internet site at
<http://www.state.ak.us/local/akpages/LABOR/research/research.htm>

TABLE OF CONTENTS

Highlights.....	1
Overview and Department of Labor Initiatives.....	2
Number of Nonresident Workers Drops to Lowest Level Since 1990.....	3
The Economic Impact of Nonresidents.....	4
Do Nonresidents Take Jobs that Residents Could Fill?	5
Approximately One Third of New Hires are Nonresidents of Alaska	6
Which Nonresident Occupations in Which Industries?.....	13
1996 Sees Improvement in Resident Hire in Most Industries.....	15
A Closer Look at Two of Alaska's Most Important Industries	16
Which Alaska Firms Hired the Largest Number of Nonresidents	22
Geographic Areas of Alaska with High Numbers of Nonresident Workers.....	24
A Brief History of Resident Hire Statistics in Alaska	27
Understanding the Problem Helps to Identify Solutions	27
Appendix	28
Methodology	28
Limitations of the Data	28
Alternative Measures of Residency	30
Other Measures of Residency	32
List of Tables	
Table 1-Alaska Private Sector Nonresident Workers and Earnings 1996 and 1995	5
Table 2-Private Sector Occupations with Largest Number of Nonresident New Hires ..	10
Table 3-Private Sector Occupations with Largest Number of Nonresidents.....	11
Table 4-Largest Nonresident Occupations in Selected Industries.....	13
Table 5-Resident and Nonresident Workers 1995 and 1996	17
Table 6-Resident and Nonresident Workers and Earnings 1996	18
Table 7-Top Private Sector Employers of Nonresident Workers by Major Industry	22
Table 8-Private Sector Workers and Earnings by Geographic Area	25
Table 9-Workers Matching Selected Residency Indicator Files	30

Overview and Department of Labor Initiatives

A large number of nonresidents work in Alaska every year. There is a continual flow of population between Alaska and other states, but with regard to transient employment the traffic is virtually "one-way." A very small percentage of Alaskan residents earn wages in other states, while one in eight dollars of wages paid in Alaska are paid to nonresidents.

The high incidence of nonresidents working in all parts of Alaska clearly indicates that many jobs were available that could have been filled by unemployed Alaskans. Maximizing the employment of Alaskans not only ensures that maximum benefit accrues to the state from economic development activity, but also reduces demands upon state "safety net" programs such as unemployment insurance and public assistance.

With the implementation of welfare reform on both the state and federal levels, employment of welfare recipients is a priority for state agencies and a necessity for families which are now faced with work requirements and lifetime limits on how long they may receive benefits. Entry-level positions which require little or no training other than job-readiness and basic life skills preparation are particularly important to the success of welfare reform. State agencies are attempting to make the problem of nonresident hire part of the solution to welfare by moving Alaskan recipients into jobs in many of the entry-level occupations and industries with high levels of nonresident hire.

Employers hire nonresidents to work in Alaska for many reasons. Available, qualified workers may be lacking for certain jobs at certain times of the year. Too often, however, employers assume that no qualified workers exist in Alaska, and they don't even attempt to hire here. Both the real and perceived barriers to Alaskan hire must be addressed, and the Alaska Department of Labor (AKDOL) is involved in several initiatives aimed at increasing the employment of Alaskan workers in jobs currently filled by nonresidents.

- Training Alaskan workers in occupations and specialties with high nonresident hire is critical. Many private and public training providers utilize the annual resident hire report to identify training needs and determine courses of instruction to be offered. With the addition of "new hire" residency data in this report, training providers should be able to make more informed training decisions.
- The State Training and Employment Program (STEP) has provided training to more than 9,000 Alaskan workers since 1989, and is up for re-authorization by the Alaska Legislature this year. STEP grant procedures have included a priority for occupations with high nonresident hire since the program's inception, and the emphasis on these jobs was underscored by the inclusion of that priority in statute in 1996.

CORRECTION

THE FOLLOWING DOCUMENT(S)
HAVE BEEN REFILMED TO
ASSURE LEGIBILITY OR PAGINATION



Rev. 6/98

Central Microfilm Services
Department of Education
State of Alaska

TABLE OF CONTENTS

Highlights.....	1
Overview and Department of Labor Initiatives.....	2
Number of Nonresident Workers Drops to Lowest Level Since 1990.....	3
The Economic Impact of Nonresidents.....	4
Do Nonresidents Take Jobs that Residents Could Fill?	5
Approximately One Third of New Hires are Nonresidents of Alaska	6
Which Nonresident Occupations in Which Industries?.....	13
1996 Sees Improvement in Resident Hire in Most Industries.....	15
A Closer Look at Two of Alaska's Most Important Industries	16
Which Alaska Firms Hired the Largest Number of Nonresidents	22
Geographic Areas of Alaska with High Numbers of Nonresident Workers.....	24
A Brief History of Resident Hire Statistics in Alaska	27
Understanding the Problem Helps to Identify Solutions	27
Appendix	28
Methodology	28
Limitations of the Data	28
Alternative Measures of Residency	30
Other Measures of Residency	32
List of Tables	
Table 1-Alaska Private Sector Nonresident Workers and Earnings 1996 and 1995	5
Table 2-Private Sector Occupations with Largest Number of Nonresident New Hires ..	10
Table 3-Private Sector Occupations with Largest Number of Nonresidents.....	11
Table 4-Largest Nonresident Occupations in Selected Industries.....	13
Table 5-Resident and Nonresident Workers 1995 and 1996	17
Table 6-Resident and Nonresident Workers and Earnings 1996	18
Table 7-Top Private Sector Employers of Nonresident Workers by Major Industry	22
Table 8-Private Sector Workers and Earnings by Geographic Area	25
Table 9-Workers Matching Selected Residency Indicator Files	30

Highlights

- A total of 74,761 nonresident wage and salary workers were employed in Alaska in 1996. This estimate of nonresident workers employed in Alaska's private sector, state and local governments represents a 5 percent decline from the total number of nonresidents employed in 1995 and the fewest total number of nonresident workers reported working in Alaska since 1990.
- While total earnings for all workers increased to nearly \$7.6 billion, total and percent *nonresident earnings* declined over 1995. Total nonresident earnings dropped by 2 percent to \$902 million and percent nonresident earnings declined to 11.9% from 12.2% in 1995. Residents earned an average of \$24,494 while nonresidents earned only half as much at \$12,065.
- Generally, workers spend the bulk of their earnings where they reside. On average, nonresidents take a significant portion of their earnings to their home state, depriving Alaska of the full economic benefits of the employment created in the Alaska economy.
- Nonresidents take jobs that residents could fill. In 1996, depending upon the month of the year, between 19,100 and 30,000 Alaskans were unemployed.
- Each "new hire" represents an employment opportunity for an Alaskan who is out of work. In 1996, approximately 52,000 nonresidents were new hires, about one third of all new hires. These new hires represent a large base of employment opportunities for Alaskans with many of the jobs of requiring skills readily available in Alaska.
- Seafood processing, lumber and wood products, and hotels and restaurants were the major industry sectors with the highest percentage of nonresident workers in 1996, just as they have been for the last several years. Other industries with a higher percent nonresident workers than the private sector average include hotels (32.8%), nonmetal mining/quarries (31.8%), metal mining (30.7%), eating/drinking (29.8%), oil and gas (29.2%), water transportation (29.2%), repair services (28.7%), miscellaneous services (28.0%) and recreation services (27.8%).
- The highest percent nonresident workers are found in the Southwest Region, primarily Aleutians East, Bristol Bay, Lake and Peninsula and Aleutians West census areas.

Overview and Department of Labor Initiatives

A large number of nonresidents work in Alaska every year. There is a continual flow of population between Alaska and other states, but with regard to transient employment the traffic is virtually "one-way." A very small percentage of Alaskan residents earn wages in other states, while one in eight dollars of wages paid in Alaska are paid to nonresidents.

The high incidence of nonresidents working in all parts of Alaska clearly indicates that many jobs were available that could have been filled by unemployed Alaskans. Maximizing the employment of Alaskans not only ensures that maximum benefit accrues to the state from economic development activity, but also reduces demands upon state "safety net" programs such as unemployment insurance and public assistance.

With the implementation of welfare reform on both the state and federal levels, employment of welfare recipients is a priority for state agencies and a necessity for families which are now faced with work requirements and lifetime limits on how long they may receive benefits. Entry-level positions which require little or no training other than job-readiness and basic life skills preparation are particularly important to the success of welfare reform. State agencies are attempting to make the problem of nonresident hire part of the solution to welfare by moving Alaskan recipients into jobs in many of the entry-level occupations and industries with high levels of nonresident hire.

Employers hire nonresidents to work in Alaska for many reasons. Available, qualified workers may be lacking for certain jobs at certain times of the year. Too often, however, employers assume that no qualified workers exist in Alaska, and they don't even attempt to hire here. Both the real and perceived barriers to Alaskan hire must be addressed, and the Alaska Department of Labor (AKDOL) is involved in several initiatives aimed at increasing the employment of Alaskan workers in jobs currently filled by nonresidents.

- Training Alaskan workers in occupations and specialties with high nonresident hire is critical. Many private and public training providers utilize the annual resident hire report to identify training needs and determine courses of instruction to be offered. With the addition of "new hire" residency data in this report, training providers should be able to make more informed training decisions.
- The State Training and Employment Program (STEP) has provided training to more than 9,000 Alaskan workers since 1989, and is up for re-authorization by the Alaska Legislature this year. STEP grant procedures have included a priority for occupations with high nonresident hire since the program's inception, and the emphasis on these jobs was underscored by the inclusion of that priority in statute in 1996.

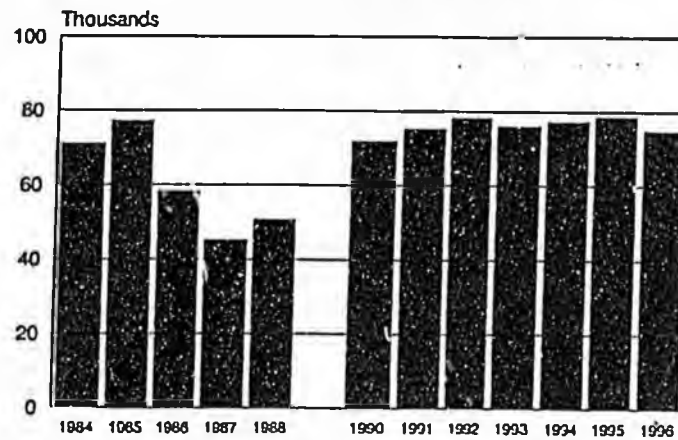
- In terms of sheer numbers, the greatest opportunities for increased Alaskan hire are in the seafood processing industry. Governor Knowles has requested major employers in both the onshore and offshore seafood processing sectors to hire more Alaskans. In response, many of these employers who hired exclusively outside of Alaska in the past, are working with the Department's seafood employment unit to greatly expand in-state hiring efforts. Particular emphasis has been placed on rural recruitment, in an effort to bring Alaskan workers from areas with high unemployment and few opportunities to processing facilities with high nonresident hire.
- The Department continues to enforce the Alaska Employment Preference Law (AS 36.10.005-990) on state-funded construction projects. On June 30, 1997, the Commissioner of Labor issued a determination, pursuant to AS 36.10.150 that the entire state qualified as a "zone of underemployment" with regard to 20 construction crafts, based on the employment of nonresidents and the availability of unemployed Alaskans in those occupations. Ninety percent of the workers in these crafts are required to be Alaska residents. The Commissioner's determination is effective July 1, 1997 through June 30, 1999. (See Appendix)
- A working group of administration and oil industry officials continues to address the need for increased utilization of Alaskan workers and Alaskan companies on oil and gas projects. Efforts to date include a comprehensive industry skill needs assessment, an inventory of training resources currently available, and the formation of a broad-based training consortium to address anticipated demand for skilled workers.
- Detailed reporting of residency data for all contractors on the Northstar project is being provided to the department in accordance with the Northstar legislation. A broader baseline report for all major North Slope contractors is being developed which will provide permanent fund dividend and other indicators of residency (voter registration, resident hunting and fishing licenses, and driver's license data). This data is being compiled in response to industry concerns that receipt of a permanent fund dividend is too stringent a measure of residency for purposes of evaluating the resident hire performance of the industry (see Appendix).
- The Alaska Employment Service continues to provide a statewide labor exchange to serve employers and job seekers through its 19 offices. Staff visit employers and contact those from outside the state to inform them both of recruitment and referral services offered and the availability of Alaskan workers, and to resolve problems associated with Alaskan recruitment, including statewide referral for locations where seasonal employment demands exceed the local available labor force.
- The department works with Native organizations, local communities, local plant or project managers, other government agencies, and labor unions to enhance recruitment, training and referral programs for rural areas of the state.

Number of Nonresident Workers Drops to Lowest Level Since 1990

A total of 74,761 nonresident¹ wage and salary workers² were employed in Alaska in 1996. This estimate of nonresident workers employed in Alaska's private sector, state and local governments represents a 5 percent decline from the total number of nonresidents employed in 1995 and the fewest total number of nonresident workers reported working in Alaska since 1990.

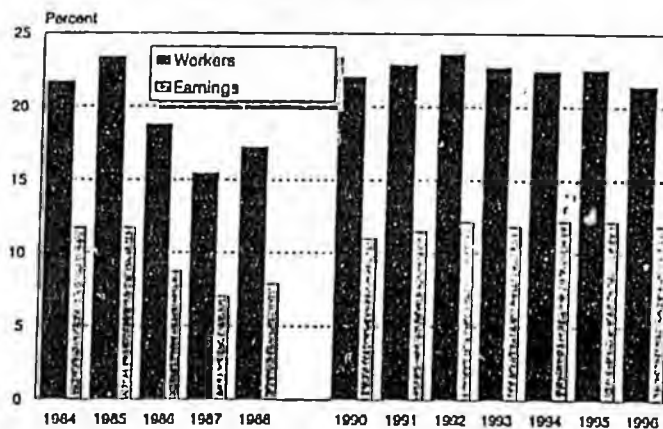
Although 21.5% of all wage and salary workers in Alaska were reported as nonresidents in 1996, this is a significant decrease from the 22.6% reported in 1995 and is also the lowest rate reported during the 1990's.

Nonresident Workers Alaska 1984-1996



Source: Alaska Department of Labor, Research and Analysis Section.
Note: Includes private sector, state and local government workers.

Percent Nonresident Workers and Earnings Alaska 1984-1996



Source: Alaska Department of Labor, Research and Analysis Section.
Note: Includes private sector, state and local government workers.

¹ Nonresident workers are defined as those workers who did not receive a Permanent Fund Dividend (PFD) in 1996 or apply for a PFD in 1997. The methodology section of this report provides complete information on workers identified as nonresidents.

² The Department of Labor wage file includes only those workers covered by Alaska unemployment insurance. Therefore, all references to resident and nonresident workers excludes self-employed and federal government workers in Alaska.

While the number of nonresident workers declined, the number of resident workers increased. Fewer in-migrants, more stable year round employment, a strong national economy and slow but steady growth in Alaska all helped to provide more employment opportunities for Alaskans and limited the number of nonresidents coming to Alaska competing for jobs.

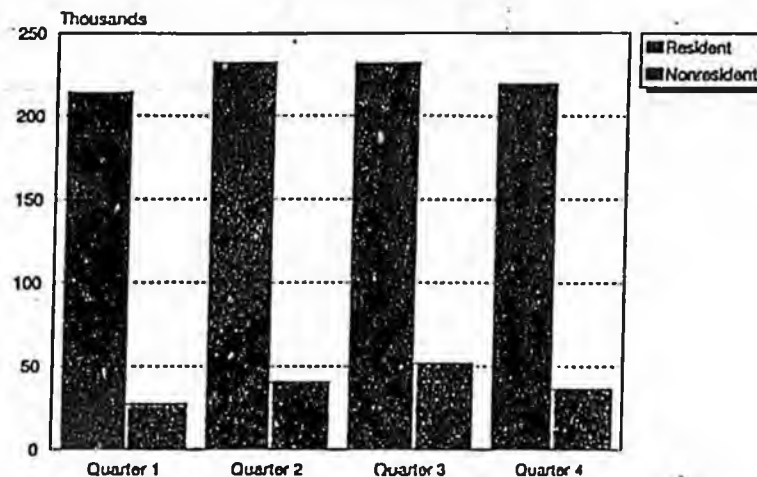
While total earnings for all workers increased to nearly \$7.6 billion, total and percent *nonresident earnings* declined over 1995, with total nonresident earnings dropping by 2 percent to \$902 million and percent nonresident earnings declining to 11.9% from 12.2% in 1995.

Industry	1995 Nonresident Workers	1996 Nonresident Workers	Percent Change 1995 to 1996	1995 Nonresident Wages	1996 Nonresident Wages	Percent Change 1995 to 1996
Ag., For., and Fishing	954	899	-5.8	\$8,139,738	\$8,624,044	5.9
Mining	3,927	4,015	2.2	181,884,930	192,742,350	6.0
Construction	5,891	5,508	-6.5	97,323,741	90,342,698	-7.2
Manuf.	23,736	21,130	-11.0	210,281,096	190,133,760	-9.6
Trans., Comm., Util.	5,307	5,269	-0.7	112,938,654	110,096,216	-2.5
Wholesale Trade	1,931	1,800	-6.8	20,742,622	20,519,690	-1.1
Retail Trade	15,138	14,830	-2.0	79,078,952	80,735,750	2.1
FIRE	1,480	1,494	0.9	15,592,216	15,973,975	2.4
Services	16,245	15,754	-3.0	150,266,450	146,892,608	-2.2
Public Admin	1	0	0.0	1,610	0	0.0
Nonclassifiable/ Misc.	238	208	-12.6	811,955	1,283,090	58.0
Total Private	74,848	70,907	-5.3	\$877,061,965	\$857,344,181	-2.2

Source: Alaska Department of Labor, Research and Analysis Section

The direction of employment change for nonresidents between 1995 and 1996 varied by industry. Although most industry sectors showed a decline in the number of nonresident workers, nonresident mining employment and wages actually increased in 1996 from 1995 levels (see table 1).

Workers by Quarter Alaska 1996



Source: Alaska Department of Labor, Research and Analysis Section
 Note: Includes private sector, state and local government workers.

In 1996, nonresidents earned approximately \$902 million dollars, a significant \$20 million drop over 1995. Residents earned an average of \$24,494 while nonresidents earned only half as much at \$12,065. The large disparity in total earnings is related primarily to the shorter average length of time that nonresident workers are employed in Alaska. Many nonresident workers are employed in the summer months or in short term or seasonal jobs including those related to the seafood processing, hotel/transportation/visitor related industry sectors. Twice as many nonresident workers are employed in the third calendar quarter as are employed in the first calendar quarter of each year.


By examining quarterly earnings, it is possible to get a clearer picture of average earnings rates of residents versus nonresidents. Alaska average quarterly earnings for nonresidents (\$5,797) in 1996 were about 78 percent of those paid to resident workers (\$7,445). Nonresidents typically make less than residents because they are often new workers with less experience on the job or are filling lower paid seasonal jobs that require relatively less training.

The quarterly earnings differentials vary dramatically by industry with several industries paying nonresidents higher average quarterly earnings than residents (see table 6). When nonresidents make higher average quarterly earnings than residents, this may be the result of several factors including importing workers with specialized, high paying skills not currently available in Alaska. In addition, some highly paid workers in some seasonal or remote work sites have sufficient income to maintain an out-of-state residence and can commute to work in Alaska every few weeks or months.

The Economic Impact of Nonresidents

Generally, workers spend the bulk of their earnings where they reside. On average, nonresidents take a significant portion of their earnings to their home state, depriving Alaska of the full economic benefits of the employment created in the Alaska economy. This has a direct impact on the total growth rate and income of Alaska. This leakage of income out-of-state results in smaller indirect income and employment than would otherwise occur if workers lived in Alaska. Many nonresidents work a relatively short time in

Alaska UI Claimants 1996



Source: Alaska Dept. of Labor, Research and Analysis Section

Alaska (often for just a quarter or two) and generally do not live in Alaska, own homes or consume the bulk of their earnings in the state.

So, not only are the direct job opportunities lost to Alaskans (as well as the direct income loss), a portion of the indirect income is lost as well. Generally, economists estimate that Alaska has an economic multiplier of 1.6 to 1.8, meaning that nonresidents earning \$900 million in 1996 should generate an additional \$540 to \$720 million in Alaska as a result of the spending and respending of those dollars. Because nonresidents spend a greater portion of their earnings outside Alaska, their income multiplier is likely smaller. If nonresidents spend even one quarter of their earnings outside Alaska, the income leakage could mean an economic loss to Alaska of an additional one to two hundred million dollars over an above the direct income loss.

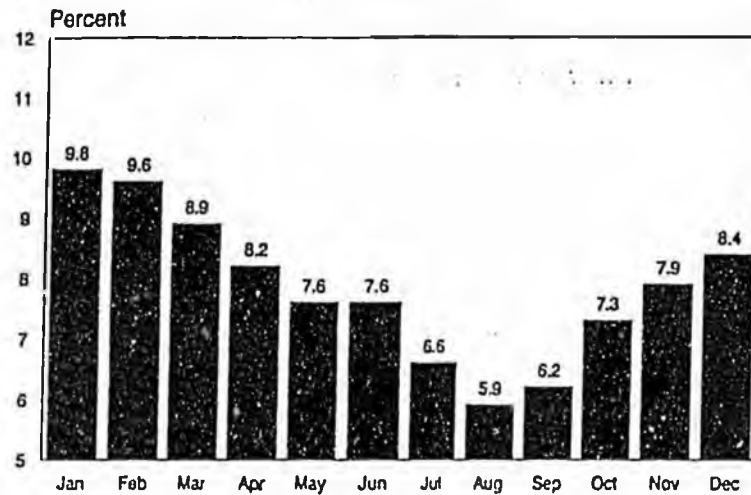
When nonresidents take jobs that Alaskans could fill, unemployed Alaskans draw upon unemployment insurance and other financial aid programs. Nonresident workers are also more likely to leave Alaska and draw unemployment insurance benefits while outside Alaska on earnings received in the state. About 10 percent of in-state unemployment insurance claimants in 1996 were nonresidents while more than 75 percent of those filing claims outside Alaska against Alaska earnings were not residents of Alaska in 1996 (had not lived in Alaska all of 1995 and/or 1996).

Do Nonresidents Take Jobs that Residents Could Fill?

Although detailed labor supply data by occupation is not available, in 1996, depending upon the month of the year, between 19,100 and 30,000 Alaskans were unemployed. This represented between 5.9 and 9.8 percent of the Alaska labor force. Many other Alaskans were underemployed and working in occupations for which they were overqualified. Still others were discouraged workers, many living in rural Alaska where very little opportunity for employment exists, who were not working and *not* counted as unemployed.

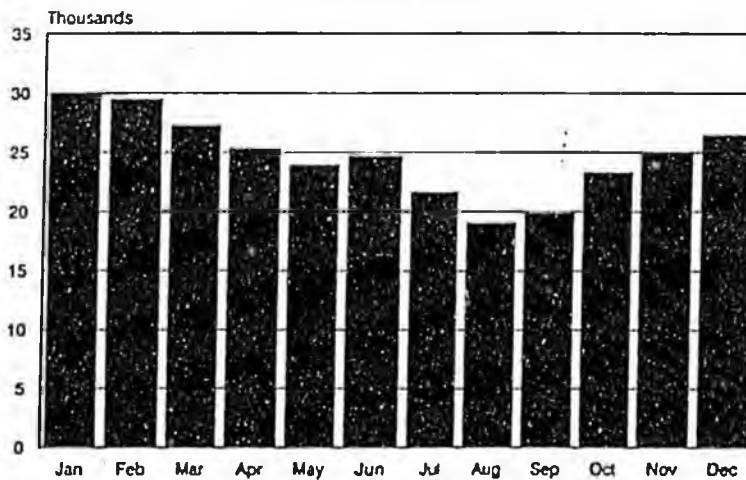
Once nonresidents are hired, it is not likely that residents can replace them in jobs. It is likely that many of these unemployed, underemployed or discouraged workers were qualified for, or could quickly be trained for, many of the nonresident new hires that occurred in 1996. The Alaska Department of Labor continually monitors many industries to identify hiring opportunities and training needs as they arise.

Monthly Unemployment Rate Alaska 1996



Source: Alaska Department of Labor, Research and Analysis Section.

Number of Unemployed Alaska 1996



Source: Alaska Department of Labor, Research and Analysis Section.
Note: Includes private sector, state and local government workers.

Approximately One Third of New Hires are Nonresidents of Alaska

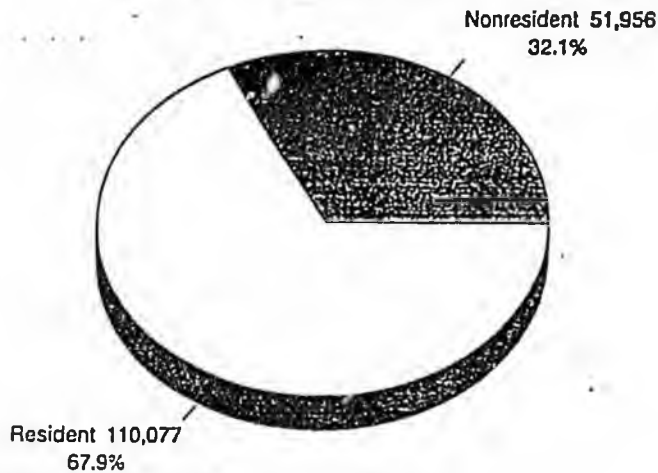
Every day employers hire new workers to fill jobs created by the needs of a growing business or to fill vacancies left due to normal turnover. The Alaska Department of Labor estimates the number of "new hires", defined as a new worker who was not employed by the same firm at any time during the previous four quarters. Each "new hire" represents an employment

opportunity for an Alaskan who is out of work. Unfortunately, many of the "new hires" are nonresidents of Alaska. In 1996, approximately 52,000 nonresidents were new hires, about one third of all new hires. These new hires represent a large base of employment opportunities for Alaskans with many of the jobs of requiring skills readily available in Alaska. Although many of these new hires are for seasonal or entry level positions--jobs needed by many unemployed and underemployed Alaskans--other positions have skilled workers readily available in Alaska. Occupations for which there are not qualified Alaskans represent an opportunity for Alaska's education and training institutions.

Third quarter 1996 data show that many of the top occupations filled by nonresident new hires were in seafood processing, restaurant, retail trade and construction related occupations. As in 1995, seafood processing/cannery workers headed the list of nonresident new hires in 1996.

Table 3 shows the occupations with the largest total number of nonresident workers in 1996. Nonresidents were assigned an occupation code based upon the occupation in which they earned the most money. Total nonresident workers mirror nonresident new hires in Table 2, with seafood processing and construction occupations presenting employment and training opportunities for Alaskans. Some of the occupations with large numbers of nonresidents do require special training, are highly paid and may represent an opportunity for training programs in Alaska or a career path for an unemployed Alaskan. These occupations include carpenters, airplane pilots and navigators, electricians, registered nurses, operating engineers, truck drivers, plumbers, welders and heavy equipment mechanics.

Total New Hires Alaska 1996



Source: Alaska Department of Labor, Research and Analysis Section.
Note: Includes private sector, state and local government workers.

Table 2 Top Private Sector Occupations with the Largest Number of Nonresident New Hires Alaska—Third Quarter 1996				
	Total Workers	New Hires		
		Total	Nonresident	Percent Nonresident
Cannery Workers	17,085	7,294	5,229	71.7
Manual Occup., Nec	7,694	2,873	753	26.2
Waiters & Waitresses	6,208	1,971	715	36.3
Sales Clerks	9,278	2,198	627	28.5
Misc. Food & Beverage Preparation Occup.	4,228	1,314	481	36.6
General Office Occup.	12,109	2,198	456	20.7
Construction Laborers	5,030	2,171	451	20.8
Carpenters	4,897	1,959	417	21.3
Janitors & Cleaners	6,833	1,574	375	23.8
Maids	3,203	972	372	38.3
Combined Food Prep & Service, Fast Food	2,793	1,105	336	30.4
Sailors & Deckhands	1,765	475	304	64.0
Kitchen Workers	2,896	865	276	31.9
Cashiers	4,338	1,082	267	24.7
Cooks, Restaurant	1,984	551	229	41.6
Food Counter, Fountain & Related.	2,305	795	206	25.9
Electricians	2,420	623	194	31.1
Short-Order Cooks	1,414	569	193	33.9
Plumbers, Pipefitters	1,803	504	189	37.5
Child Care Workers	2,405	628	181	28.8

Source: Alaska Department of Labor, Research and Analysis Section

Table 3
Private Sector Occupations with Largest Number of Nonresidents
Alaska 1996

	Nonresident			Resident		
	Number of Workers	Number of Workers	Percent	Gainings	Gainings	Percent
Cannery Workers, Incl. Seafood Process	4,252	13,450	76.0	36,148,032	81,608,654	69.3
Manual Occupations NEC	5,936	1,934	24.6	63,657,086	11,863,137	15.7
Sales Clerks	8,434	1,920	18.5	82,892,265	8,954,554	9.7
Waiters & Waitresses	4,266	1,747	29.1	35,731,723	6,916,933	16.2
General Office Occupations.	11,713	1,570	11.8	189,184,696	11,701,687	5.8
Sailors and Deckhands	699	1,389	66.5	13,367,688	24,206,158	64.4
Misc. Food & Beverage Preparation Occupations.	2,971	1,116	27.3	29,593,448	5,309,300	15.2
Janitors & Cleaners	5,893	1,098	15.7	78,129,273	6,076,391	7.2
Carpenters	4,066	1,020	20.1	86,090,021	11,398,303	11.7
Construction Laborers	3,950	964	19.6	62,433,819	9,090,624	12.7
Combined Food Prep & Service, Fast Food	2,555	894	25.9	11,061,329	2,480,051	18.3
Maids	2,330	877	27.3	23,300,673	4,409,514	15.9
Kitchen Workers, Food Preparation	2,312	856	27.0	23,446,296	5,009,800	17.6
Misc. Handworking Occupations.	342	812	70.4	3,949,864	6,376,475	61.7
Cooks, Restaurant	1,335	800	37.5	15,481,650	5,063,127	24.6
Cashiers	4,119	728	15.0	46,171,324	3,112,182	6.3
Airplane Pilots and Navigators	1,168	718	38.1	51,538,246	27,820,000	35.1
Guides	599	706	54.1	4,704,993	4,584,655	49.4
Food Counter, Fountain & Related Occupations.	2,011	584	22.5	11,654,023	1,788,142	13.3
Registered Nurses	2,989	566	15.9	105,835,763	8,931,641	7.8
Electricians	1,706	516	23.2	68,268,713	13,902,323	16.9
Salespersons; NEC	2,200	512	18.9	40,380,118	3,043,277	7.0
Child Care Workers, Except Private Household	2,157	504	18.9	17,571,358	1,798,206	9.3
Freight, Stock, & Material Movers, NEC	2,411	468	16.3	48,516,732	4,313,279	8.2

Table 3
Private Sector Occupations with Largest Number of Nonresidents
Alaska, 1996

	Resident			Nonresident		
	Number of Workers	Number of Workers	Percent	Earnings	Earnings	Percent
Plumbers, Pipefitters and Steamfitters	1,287	461	26.4	50,152,773	10,333,776	17.1
Stock Handlers and Baggers	2,919	460	13.6	34,889,578	2,153,871	5.8
Receptionists	2,750	459	14.3	40,474,930	2,818,365	6.5
Guards & Police, Except Public Service	1,752	459	20.8	34,669,093	4,912,943	12.4
Bartenders	1,661	459	21.7	18,804,732	2,476,017	11.6
Short-Order Cooks	1,198	442	27.0	6,233,982	1,365,843	18.0
Bookkeepers & Accounting & Auditing Clerk	4,557	435	8.7	104,957,606	4,266,885	3.9
Operating Engineers	1,903	435	18.6	71,183,683	14,076,938	16.5
Adult Education & Other Teachers, NEC	2,259	398	15.0	33,489,656	2,286,951	6.4
Amusement attendants	1,728	390	18.4	10,763,862	1,055,408	9.0
Maintenance Repairers, General Utility	1,571	389	19.8	39,705,705	4,906,143	11.0
Fishers	233	381	62.1	2,401,934	4,613,228	65.8
Welders & Cutters	619	380	38.0	23,601,321	9,774,860	29.3
Waiters'/Waitresses' Assistants	786	358	31.9	4,400,280	1,344,333	23.4
Truck Drivers, Light	2,050	362	15.0	41,443,439	3,303,402	7.4
Truck Drivers, Heavy	1,805	358	16.6	52,210,105	6,666,668	11.3

Source: Alaska Department of Labor, Research and Analysis Section.

Which Nonresident Occupations in Which Industries?

Although the total number of nonresident workers in an occupation or an industry provides a good understanding of where employment and training opportunities exist, training providers and industry groups often want to know where training dollars should be directed within an industry. Table 4 shows the top nonresident occupations for several major Alaska industry sectors with a large number of nonresident workers along with the percent of the workers and earnings in that occupation that were nonresident. Note that nearly 95 percent of the sailors and deckhands in the seafood processing industry were nonresidents of Alaska in 1996.

Industry	Title	Resident Workers	Nonresident Workers	Percent Nonres.	Resident Wages	Nonresident Wages	Percent Nonres.
Metal Mining	Miners	88	57	39.3	3,322,163	1,086,635	24.6
Metal Mining	Operating Engineers	46	37	44.6	1,048,290	787,365	42.9
Metal Mining	Heavy Equipment Mechanics	42	23	35.4	2,032,174	954,105	31.9
Metal Mining	Millwrights	29	22	43.1	1,985,723	1,418,178	41.7
Oil and Gas	Petroleum Technologists & Technicians	390	184	32.1	31,855,291	15,924,970	33.3
Oil and Gas	Welders & Cutters	223	174	43.8	9,554,219	728,809	37.5
Oil and Gas	Electricians	186	144	43.6	9,014,692	5,895,262	39.5
Oil and Gas	Extractive Occup., Nec	450	144	24.2	19,576,863	5,445,149	21.8
Oil and Gas	Operating Engineers	299	129	30.1	13,622,454	6,154,998	31.1
Building	Carpenters	2,066	514	19.9	48,524,917	5,456,130	10.1
Construction	Construction Laborers	895	225	20.1	13,477,194	1,958,016	12.7
Construction	Manual Occup., Nec	559	201	26.4	5,926,207	1,071,396	15.3
Construction	Electricians	34	59	63.4	970,809	1,407,872	59.2
Construction	Construction Laborers	961	416	30.2	14,563,605	3,247,613	18.2
Construction	Carpenters	523	188	26.4	10,798,667	1,657,392	13.3
Construction	Plumbers, Pipefitters & Steamfitters	600	185	18.8	29,954,825	3,323,496	10.0
Construction	Electricians	1,003	184	15.5	37,574,202	3,375,269	8.2
Construction	Painters (Construction & Maintenance)	389	169	30.3	6,556,153	1,463,802	18.3
Food Processing	Cannery Workers, Incl. Seafood Process	3,853	13,160	77.4	33,574,939	80,171,144	70.5
Food Processing	Sailors & Deckhands	52	856	94.3	1,007,743	16,129,077	94.1
Food Processing	Misc. Hand Working Occup.	250	758	75.2	2,825,766	6,079,859	68.3
Food Processing	Manual Occup., Nec	80	412	83.7	481,110	2,567,872	84.2
Air Transp.	Airplane Pilots & Navigators	1,004	629	38.5	41,929,761	24,659,443	37.0

Industry	Title	Resident Workers	Nonresident Workers	Percent Nonres	Resident Wages	Nonresident Wages	Percent Nonres
Air Transp.	Dispatchers	139	150	50.2	12,094,567	17,284,346	59.8
Air Transp.	Aircraft Mechanics	438	182	28.2	11,936,594	18,591,038	61.0
Air Transp.	Reservation Agents & Ticket Clerks	1,010	115	9.9	18,411,060	1,005,038	5.2
Eating and Drinking	Waiters & Waitresses	2,994	1,271	29.8	23,018,199	4,616,794	16.7
Eating and Drinking	Combined Food Prep & Service, Fast Food	2,411	858	26.2	9,982,004	2,297,875	18.7
Eating and Drinking	Misc. Food & Beverage Preparation Occup.	1,466	675	31.5	9,409,028	2,621,321	21.8
Eating and Drinking	Cooks, Restaurant	933	560	37.5	10,694,237	3,458,218	24.4
Eating and Drinking	Kitchen Wkrs, Food Preparation	1,308	489	27.2	10,399,800	2,041,644	16.4
Hotels	Maids	1,395	549	28.2	11,682,390	2,577,628	18.1
Hotels	Guides	106	293	73.4	975,862	2,290,029	70.1
Hotels	Waiters & Waitresses	660	275	29.4	6,845,467	1,334,699	16.3
Hotels	Hotel Clerks	531	169	24.1	5,452,086	816,969	13.0

Source: Alaska Dept. of Labor, Research and Analysis Section

1996 Sees Improvement in Resident Hire in Most Industries

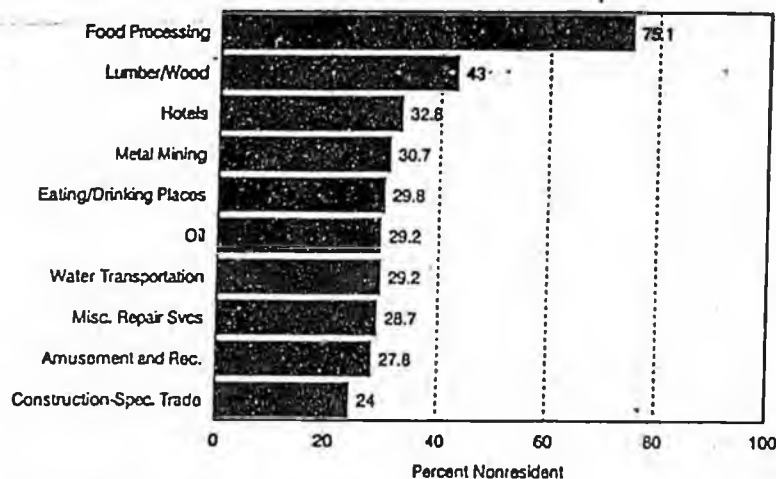
Although the average percent nonresident workers in Alaska's private sector was 25.2% in 1996, many industries had much higher (and much lower) percent nonresident workers. Food processing continued to have the highest percent nonresident workers with slightly more than 75 percent of all workers nonresident in 1996. The state and local government sectors continued to have

nonresident percentages less than 6 percent, a level matched by only a few private sector industries. In comparisons with 1995 data, there has been significant improvement in most of the major industry categories, with the notable exception of the mining and finance, insurance and real estate industries.

Nonresident workers in Alaska are typically found in industries with a large number of seasonal jobs (often relatively low paying), industries with faster than average growth, industries with jobs having special skills and industries where the workers may be employed in remote worksites or camps. Alaska's seasonal industries continued to dominate the list of those with the highest nonresident earnings and workers.

Seafood processing, lumber and wood products, and hotels and restaurants were the major industry sectors with the highest percentage of nonresident workers in 1996, just as they have been for the last several years. Other industries with a higher percent nonresident workers than the private sector average include hotels (32.8%), nonmetal mining/quarries (31.8%), metal mining (30.7%), eating/drinking (29.8%), oil and gas (29.2%), water transportation (29.2%), repair services (28.7%), miscellaneous services (28.0%) and recreation services (27.8%).

Private Sector Industries with Highest Percent Nonresident Workers - Alaska 1996



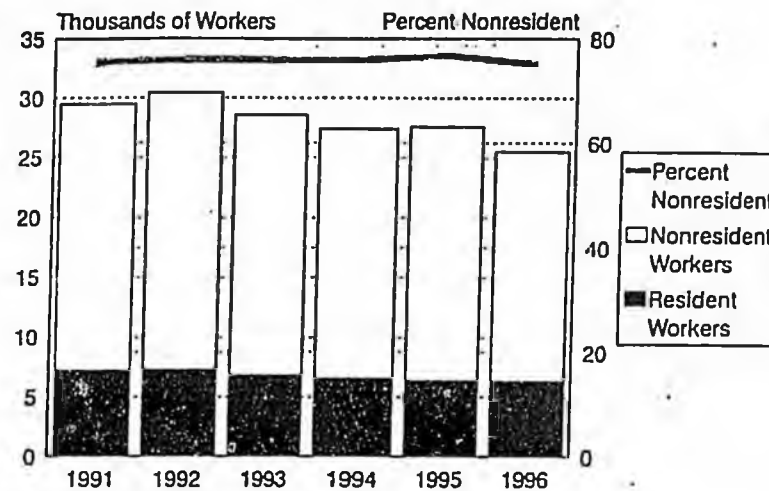
Source: Alaska Department of Labor, Research and Analysis Section.
Note: Industries with 1,000 or more workers.

A Closer Look at Alaska's Most Important Industries

The largest number and highest percent of nonresident workers in Alaska were found in the seafood processing industry in 1996 \$154.5 million was paid to nonresidents working in food processing in Alaska, about 65 percent of total earnings for that industry. However, the percentage of both nonresident workers and earnings declined from 1995 in response

to increased Alaska recruiting efforts and an overall decline in the number of workers required. The food processing industry is relatively low paying with nonresident workers earning on average \$4,110 in each quarter that they worked

Food Processing Number and Percent Nonresident Workers-Alaska 1991 to 1996

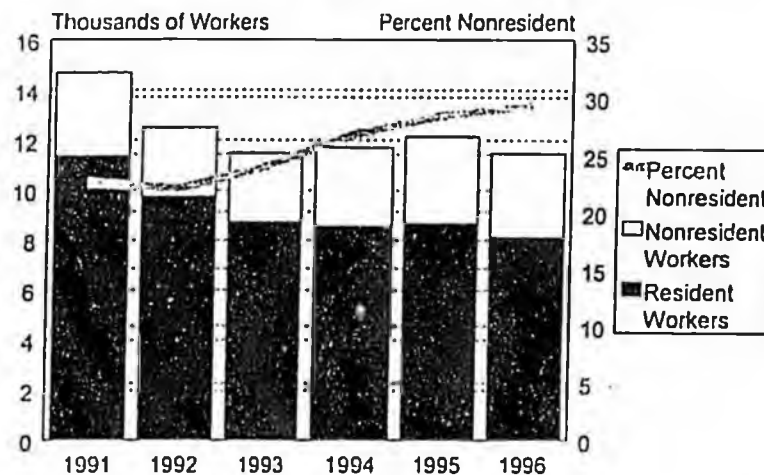


Source: Alaska Dept. of Labor, Research and Analysis Section

Oil and oilfield service companies showed an overall decline in total number of workers and earnings from 1995. Total earnings paid to nonresidents in 1996 were approximately \$173 million. In addition, the total number of resident workers declined while the percent nonresident workers increased. The performance of the oil industry sectors (service and major oil companies) was mixed.

Oilfield service companies improved their resident hire performance over 1995 (32.3% in 1995 vs 31.1% in 1996) while the major oil companies actually increased their percent nonresident workers (20.7% in 1995 vs 26.2% in 1996). This increase in

Oil Industry Number and Percent Nonresident Workers-Alaska 1991 to 1996



Source: Alaska Department of Labor, Research and Analysis Section.

percent nonresident workers for 1996 for major oil companies is primarily the result of recent layoffs/retirement of workers. Preliminary indications suggest that the percent nonresident workers for major oil companies will drop back to an average slightly more than 20 percent in 1997.

Nonresident earnings paid to workers by *major* oil companies increased by only about one percentage point from 21.3% to 22.5%. Nonresidents earned more than 25 percent of all oil industry earnings, more than 10 percentage points greater than Alaska's private sector average.

Alaska's oil industry paid about 12 percent of all private sector wage and salary earnings in 1996 and had among the highest average earnings in the state. Average quarterly earnings (quarters in which the workers received earnings) for both resident and nonresident oil industry workers was in excess of \$17,000. Nonresidents actually had slightly higher average quarterly earnings than residents in 1996.

Table 5
Resident and Nonresident Workers
Alaska 1995 and 1996

Industry	1995			1996		
	Resident Workers	Nonresident Workers	Percent	Resident Workers	Nonresident Workers	Percent
Aq., For., and Fishing	1,733	954	35.5	1,841	899	32.8
Mining	10,161	3,927	27.9	9,729	4,015	29.2
Construction	18,065	5,891	24.6	17,754	5,508	23.7
Manufacturing	13,273	23,736	64.1	13,052	21,130	61.8
Trans., Comm., Util.	24,820	5,307	17.6	24,840	5,269	17.5
Wholesale Trade	9,329	1,931	17.1	9,468	1,800	16.0
Retail Trade	54,257	15,138	21.8	54,599	14,830	21.4
Finance, Ins. and R.E.	12,447	1,480	10.6	12,287	1,494	10.8
Services	64,195	16,245	20.2	66,853	15,754	19.1

Source: Alaska Dept. of Labor, Research and Analysis Section

Alaska's construction industry paid approximately \$90 million to nonresidents in 1996, about 15.8% of all construction earnings and only slightly higher than the private sector average. Alaska's construction industry sectors exhibited a decline in percent nonresident workers and earnings and an overall decline in total nonresident earnings from 1995. A little less than 24 percent of all Alaska construction workers in 1996 were nonresidents, a one percentage point decline from 1995. Every construction sector (building construction, heavy construction and special trades) showed improvement over 1995.

Historically, Alaska's industry sectors dependent upon visitor spending (hotels, eating and drinking establishments, and tour operators) have higher than average nonresident worker and earnings percentages. Generally, there was improvement in visitor industry sectors with nonresidents in the hotel industry sector declining to 32.8% in 1996 from more than 34 percent in 1995.

Table 6
Resident and Nonresident Workers and Earnings—Alaska 1996
Private Sector, State and Local Government Workers

Industry	Resident Workers	Nonresident Workers	Percent Nonresident	Resident Wages (\$'s)	Nonresident Wages (\$'s)	Percent Nonresident	Nonresident Earnings Per Qtr. (\$'s)	Resident Earnings Per Qtr. (\$'s)
Agriculture, Forestry and Fisheries								
Agricultural production-crops	244	58	19.2	1,533,696	298,865	16.3	2,554	2,595
Agriculture-livestock and animal	ND	ND	ND	ND	ND	ND	ND	ND
Agricultural services	1,019	313	23.5	13,070,399	2,019,565	13.4	3,263	4,351
Forestry	67	75	52.8	3,665,573	754,265	17.1	6,559	15,210
Fishing, hunting and trapping	505	449	47.1	10,344,183	5,512,641	34.8	6,098	6,915
Mining								
Metal mining	1,090	484	30.7	46,101,036	15,827,742	25.6	13,102	12,340
Coal mining	131	5	3.7	9,767,514	139,792	1.4	15,532	19,457
Oil and gas extraction	8,122	3,346	29.2	509,625,077	172,994,283	25.3	17,360	17,258
Mining and quarrying of nonmetallic minerals	386	180	31.8	12,120,641	3,780,534	23.8	9,110	9,506
Construction								
Building construction	5,604	1,708	23.4	128,500,426	23,472,903	15.4	6,978	7,819
Heavy construction	4,012	1,229	23.4	138,522,290	31,538,748	18.5	11,109	10,906
Special trade contractors	8,138	2,571	24.0	214,590,905	35,331,047	14.1	6,924	8,353
Manufacturing								
Food (Including Seafood Processing)	6,337	19,162	75.1	83,382,936	154,481,664	64.9	4,110	4,510
Textiles	ND	ND	ND	ND	ND	ND	ND	ND
Apparel	57	12	17.4	704,501	37,732	5.1	1,887	4,072
Lumber and wood products	1,625	1,226	43.0	40,768,443	24,998,422	38.0	8,768	7,905
Furniture	43	10	18.9	792,992	53,521	6.3	3,345	5,664
Pulp/Paper	882	110	11.1	32,858,199	2,137,684	6.1	7,397	9,927
Printing, publishing	1,714	261	13.2	36,404,780	2,349,068	6.1	4,002	6,230
Chemicals	737	27	3.5	56,349,549	1,496,240	2.6	21,074	19,471
Petroleum refining	404	22	5.2	25,279,819	1,026,296	3.9	20,526	16,405
Rubber	39	16	29.1	897,746	221,578	19.8	5,681	6,553
Leather	ND	ND	ND	ND	ND	ND	ND	ND
Stone, clay, glass and concrete products	313	68	17.8	6,914,390	733,157	9.6	4,987	7,173
Primary metal industries	ND	ND	ND	ND	ND	ND	ND	ND

Table 6
Resident and Nonresident Workers and Earnings—Alaska 1996
Private Sector, State and Local Government Workers

Industry	Resident Workers	Nonresident Workers	Percent Nonresident	Resident Wages (\$'s)	Nonresident Wages (\$'s)	Percent Nonresident	Nonresident Earnings Per Qtr (\$'s)	Resident Earnings Per Qtr (\$'s)
Fabricated metal products	276	57	17.1	7,413,906	739,864	9.1	5,735	7,796
Industrial and commercial machinery	126	34	21.3	4,626,535	395,409	7.9	6,482	10,759
Electronic components excl. computer	ND	ND	ND	ND	ND	ND	ND	ND
Transportation equipment	334	101	23.2	7,677,483	1,117,329	12.7	5,615	7,347
Measuring Instruments	44	2	4.3	1,935,423	82,208	4.1	11,744	11,589
Miscellaneous manufacturing	78	12	13.3	1,302,288	110,692	7.8	4,428	5,381
Transportation								
Local transportation	2,166	549	20.2	22,630,269	3,887,108	14.7	2,949	3,216
Motor freight	3,446	558	13.9	95,536,980	4,941,003	4.9	4,400	8,132
Water transportation	2,350	968	29.2	56,709,673	10,190,575	24.3	7,728	7,792
Air transportation	7,289	1,971	21.3	202,777,394	60,045,287	22.8	12,819	7,886
Pipelines	1,999	133	10.8	99,099,628	7,444,892	7.0	25,237	24,511
Transportation services	1,772	431	19.6	33,031,776	4,001,464	10.8	3,931	5,481
Communications	4,001	431	9.7	158,981,875	7,192,985	4.3	7,415	11,021
Electric and other utilities	2,717	220	7.7	120,631,158	4,392,902	3.5	9,268	12,454
Wholesale Trade								
Durable goods	4,920	749	13.2	144,735,292	11,307,397	7.2	6,828	8,372
Nondurable goods	4,548	1,051	18.8	110,081,810	9,212,293	7.7	4,934	7,332
Retail Trade								
Building materials, hardware	2,132	343	13.9	46,149,115	3,506,496	7.1	4,784	6,412
General merchandise	9,804	2,137	17.9	134,152,086	12,607,673	8.6	2,925	4,327
Food stores	8,350	1,321	13.7	136,042,013	7,634,470	5.3	2,936	5,122
Auto dealers/ service stations	5,914	1,036	14.9	130,877,911	9,035,241	6.5	4,152	6,649
Apparel	1,604	370	18.7	15,480,924	1,560,646	9.2	2,372	3,275
Furniture	1,721	353	17.0	28,122,040	2,301,684	7.6	3,350	5,148
Eating & drinking places	17,926	7,609	29.8	155,360,965	33,239,962	17.6	2,206	3,006
Misc. retail	7,148	1,661	18.9	101,875,319	10,849,577	9.6	3,216	4,584
Finance, Insurance and Real Estate								
Banking	4,282	457	9.6	113,527,118	4,625,886	3.9	4,315	7,188

Table 6
Resident and Nonresident Workers and Earnings—Alaska 1996
Private Sector, State and Local Government Workers

Industry	Resident	Nonresident	Percent	Resident	Nonresident	Percent	Nonresident	Resident
	Workers	Workers	Nonresident	Wages (\$'s)	Wages (\$'s)	Nonresident	Earnings Per Qtr (\$'s)	Earnings Per Qtr (\$'s)
Credit agencies	446	37	7.7	16,250,583	567,552	3.4	7,276	9,939
Brokers	297	34	10.3	19,415,242	837,937	4.1	14,202	17,650
Insurance	835	60	6.7	36,236,325	1,220,033	3.3	8,414	11,754
Insurance agents	1,069	123	10.3	32,101,632	1,670,657	4.9	6,097	8,297
Real estate	2,958	490	14.2	47,133,525	3,419,416	6.8	3,514	5,208
Holding/investment companies	2,400	293	10.9	57,419,757	3,632,493	5.9	5,974	7,547
Services								
Hotels	6,843	3,341	32.8	82,063,949	21,161,210	20.5	3,130	3,979
Personal services	2,200	462	17.4	25,669,047	2,498,352	8.9	2,689	3,735
Business services	8,767	2,647	23.2	155,837,554	22,657,719	12.7	4,359	5,780
Auto repair	2,692	679	20.1	44,655,970	4,312,245	8.8	3,372	5,340
Misc. repair services	972	392	28.7	25,631,730	5,233,562	17.0	6,642	7,990
Motion pictures	1,081	272	20.1	7,092,557	786,409	10.0	1,548	2,292
Recreation services	3,996	1,539	27.8	37,744,218	7,103,286	15.8	2,558	3,426
Health services	13,894	1,974	12.4	395,662,562	29,417,571	6.9	6,920	7,987
Legal services	1,817	218	10.7	58,433,682	2,748,061	4.5	6,274	9,156
Education services	1,196	310	20.6	22,304,481	2,202,336	9.0	3,830	5,783
Social services	7,459	1,158	13.4	113,703,035	7,319,630	6.0	3,107	4,657
Museums and art galleries	110	14	11.3	1,375,045	79,397	5.5	2,836	4,021
Membership organizations	7,591	816	9.7	114,584,740	6,744,264	5.6	4,285	5,060
Engineering, accounting & mgmt	7,698	1,764	18.6	231,865,526	32,705,783	12.4	8,102	8,964
Private households	262	61	18.9	3,476,294	302,217	8.0	2,798	4,265
Miscellaneous services	275	107	28.0	6,723,886	1,620,568	19.4	7,608	7,995

Table 6
Resident and Nonresident Workers and Earnings—Alaska 1996
Private Sector, State and Local Government Workers

Industry	Resident Workers	Nonresident Workers	Percent Nonresident	Resident Wages (\$'s)	Nonresident Wages (\$'s)	Percent Nonresident	Nonresident Earnings Per Qtr (\$'s)	Resident Earnings Per Qtr (\$'s)
Nonclassifiable Private Sector	442	208	32.0	5,480,522	1,283,090	19.0	3,676	4,816
Private Sector	210,865	70,907	25.2	4,842,687,226	857,344,181	15.0	5,812	7,103
State Government	23,512	1,429	5.7	740,997,328	18,408,288	2.4	5,809	8,866
Local Government	38,692	2,425	5.9	1,105,072,324	26,302,482	2.3	5,346	8,305
Total	273,069	74,761	21.5	6,688,756,679	902,054,950	11.9	5,797	7,445

ND=Nondisclosable

Source: Alaska Department of Labor, Research and Analysis Section

Residency measured by matching UI wage file with 1996 and 1997 PFD files.

Which Alaska Firms Hired the Largest Number of Nonresidents?

Each major industry sector was examined, and the top firms that hired the most nonresidents in 1996 were identified. Table 7 shows the top five employers by industry, sorted by the total number of nonresident workers they employed. If two firms hired the same number of nonresident workers, more than five total firms may be displayed. *Although a firm may have hired a large number of nonresident workers, this may be due to the total size of the firm, rather than simply hiring a large percentage of nonresident workers. The percentage of nonresidents hired, along with the total number of nonresidents should be examined together.* Complete resident hire data by firm is available in the report, *Residency Analysis of Alaska's Workers by Firm-1996*. The information is available in hard copy or electronic format.

Industry	Employer	Resident Workers	Nonresident Workers	Percent Nonresident
Ag., For., and Fishing	PRINCE WM SOUND AQUACLT CORP	89	94	51.4
Ag., For., and Fishing	LEGACY FISHING INC	15	88	85.4
Ag., For., and Fishing	AKN LEADER FISHERIES	15	70	82.4
Ag., For., and Fishing	MOSESIAN FARMS OF AK INC	157	44	21.9
Ag., For., and Fishing	CARTER & CARTER ENTERPRISES IN	6	30	83.3
Mining	AK-PETROLEUM CONTRACTORS INC	1,691	880	34.2
Mining	BP EXPLORATION ALASKA INC	920	491	34.8
Mining	VECO OPERATIONS INC	984	400	28.9
Mining	PEAK OILFIELD SVC CO	772	295	27.6
Mining	ARCO AK INC	1,393	289	17.2
Construction	H C PRICE CO	1,198	371	23.6
Construction	INDUSTRIAL COMPANY THE	274	354	56.4
Construction	UDELHOVEN OILFIELD SYSTEM SVC	130	116	47.2
Construction	OSBORNE CONSTRUCTION	438	114	20.7
Construction	KIEWIT PACIFIC CO	395	111	21.9
Manufacturing	TRIDENT SEAFOODS CORPORATION	173	2,936	94.4
Manufacturing	WARDS COVE PACKING CO INC	507	1,975	79.6
Manufacturing	ICICLE SEAFOODS INC	421	1,348	76.2
Manufacturing	UNISEA INC	242	1,152	82.6

Table 7
Top Private Sector Employers of Nonresident Workers by Major Industry
Alaska 1996

Industry	Employer	Resident Workers	Nonresident Workers	Percent Nonresident
Manufacturing	PETER PAN SEAFOODS INC	292	1,111	79.2
Trans., Comm., Util.	WESTOURS MOTORCOACHES INC	527	248	32.0
Trans., Comm., Util.	N STAR TERMINAL & STEVEDOR	535	231	30.2
Trans., Comm., Util.	NORTHWEST AIRLINES INC	140	216	60.7
Trans., Comm., Util.	FEDERAL EXPRESS CORP	736	213	22.4
Trans., Comm., Util.	AK AIRLINES INC	1,568	203	11.5
Wholesale Trade	OFFICEMAX	135	44	24.6
Wholesale Trade	BAKER HUGHES OILFIELD OPERATIO	51	43	45.7
Wholesale Trade	NG MACHINERY CO	257	43	14.3
Wholesale Trade	NIPPON SUISAN USA INC	1	41	97.6
Wholesale Trade	N ALASKA FISHERIES INC	103	40	28.0
Wholesale Trade	GENUINE PARTS COMPANY	296	37	11.1
Retail Trade	ARAMARK LEISURE SVCS GROUP INC	269	990	78.6
Retail Trade	CARR GOTTSTEIN FOODS CO	4,799	706	12.8
Retail Trade	FRED MEYER SHOPPING CENTERS	2,744	541	16.5
Retail Trade	WAL-MART/SAMS CLUB	2,020	432	17.6
Retail Trade	KMART CORP	1,479	417	22.0
Finance, Ins. And R.E.	NATIONAL BANK OF AK	1,490	122	7.6
Finance, Ins. And F. E.	AK USA FEDERAL CREDIT UNION	844	113	11.8
Finance, Ins. And R.E.	KAKE TRIBAL CORP	196	104	34.7
Finance, Ins. And R.E.	1ST NATL BANK OF ANCHORAGE	962	64	6.2
Finance, Ins. And R.E.	KEY BANK OF AK	363	55	13.2
Services	WESTMARK HOTELS INC	900	368	29.0
Services	AK HOTEL PROPERTIES INC	527	317	37.6
Services	PROVIDENCE HOSPITAL	2,701	285	9.5
Services	OGDEN FACILITY MANAGEMENT OF A	1,143	279	19.6
Services	ALYESKA RESORT	737	245	24.9

Source: Alaska Department of Labor, Research and Analysis Section

Table 8
Private Sector Workers and Earnings by Geographic Area
Alaska 1996

	Nont-Resident			Resident		
	Number of Workers	Number of Workers	Percent	Earnings	Earnings	Percent
Anchorage-MatSu Region						
Anchorage	114,333	24,708	17.8	2,762,911,253	306,270,434	10.0
MatSu	7,912	1,388	14.9	135,367,495	9,266,342	6.4
Gulf Coast Region						
Kenai	11,761	4,697	28.5	229,972,619	35,624,794	13.4
Kodiak	3,661	2,936	44.5	63,392,260	30,560,930	32.5
Valdez-Cordova	3,149	1,979	38.6	56,307,136	14,375,854	20.3
Interior Region						
Denali Borough	1,156	731	38.7	21,447,207	5,076,199	19.1
Fairbanks	20,254	5,715	22.0	425,335,077	52,554,627	11.0
Southeast Fairbanks	1,174	273	18.9	13,077,831	1,469,024	10.1
Yukon-Koyukuk	1,054	255	19.5	14,875,058	3,825,785	20.5
Northern Region						
Nome	2,304	437	15.9	41,004,155	5,108,436	11.1
North Slope Borough	7,839	3,097	28.3	353,563,532	145,824,370	28.9
Northwest Arctic Borough	1,711	425	19.9	45,889,216	14,958,933	23.4
Southeast Region						
Haines	701	284	28.8	9,485,567	1,788,647	15.9
Juneau	8,153	2,237	21.5	172,474,227	21,968,053	11.3
Ketchikan	7,378	3,450	31.9	164,910,067	37,939,303	18.7
POW-Outer Ketchikan	982	465	32.1	15,184,495	4,048,158	21.0
Sitka	3,073	902	22.7	59,043,566	7,962,772	11.9
Skagway-Angoon	1,063	1,090	50.6	19,908,945	15,500,935	43.8
Wrangell-Petersburg	1,941	1,795	48.0	29,977,770	12,456,166	29.4
Yakutat	194	113	36.8	3,065,545	1,140,583	27.1
Southwest Region						
Aleutians East	552	4,307	88.6	8,806,664	37,514,750	81.0
Aleutians West	1,878	3,951	67.8	56,371,054	46,847,018	45.4

Table 8
Private Sector Workers and Earnings by Geographic Area
Alaska 1995

	Nonresident			Resident		
	Number of Workers	Number of Workers	Percent	Earnings	Earnings	Percent
Bethel	4,157	508	10.9	58,679,429	5,788,258	9.0
Bristol Bay Borough	691	2,397	77.6	9,565,349	17,119,761	64.2
Dillingham	1,242	518	29.4	24,283,407	4,449,406	15.5
Lake and Peninsula	319	763	70.5	3,172,625	5,233,273	62.3
Wade Hampton	752	116	13.4	6,538,087	1,188,368	15.4
Area Unknown	1,481	1,370	48.1	30,022,479	11,473,001	27.6
Total Private Sector	210,865	70,907	32.5	4,842,687,226	857,344,181	15.0

Source: Alaska Department of Labor, Research and Analysis Section.

A Brief History of Resident Hire Statistics in Alaska

Historically, a significant percentage of Alaskan jobs have gone to nonresidents, leaving many residents unemployed. A goal of the Alaska Department of Labor (AKDOL) is to convert more of Alaska's wealth to jobs filled by residents. In 1986, legislation was passed which established the collection and analysis of information on the impact of nonresidents working in Alaska. This information was intended to support resident hiring preference legislation and other measures to improve the chances for Alaskans to be employed. An available skilled work force serves to promote sound economic development.

In 1990, the Alaska Supreme Court declared the enforcement of resident hire, on a regional basis, unconstitutional. The information program which was used to analyze nonresident employment and earnings was shut down. Later that same year, a group of agencies decided they needed many of the data elements originally developed for resident hire analysis to target and evaluate the effectiveness of their training programs. The AKDOL and several other participating agencies pooled resources to examine program outcomes for many training programs. Based upon information originally collected for analysis of resident hire, the statistical program called the Occupational Data Base was created.

Understanding the Problem Helps to Identify Solutions

This report identifies where nonresidents are employed and where new workers are needed to fill gaps in Alaska's labor supply. The information contained in this report, or more detailed information available from the Occupational Data Base (ODB), can be used to help make informed decisions.

The ODB enables program planners and policy makers to identify industries, occupations and firms with large numbers of nonresidents. In addition, the data base can determine occupational turnover and new and emerging occupations.

Elected and appointed state and local government officials can use this report to focus on where to direct their policy efforts to improve the employment prospects of residents. The information can be used to target and evaluate placement, training, and other programs that can improve resident employment opportunities throughout the entire economy. By developing and providing comprehensive information to Alaskans, the AKDOL can help Alaskans plan their careers in the context of job market opportunities and training requirements.

APPENDIX

Methodology

Alaska residency is determined by matching the Alaska Department of Revenue Permanent Fund Dividend (PFD) file with the Alaska Department of Labor wage file. The PFD file is a list of Alaskans who either applied for or received a PFD. The wage file contains quarterly earnings and industry information on workers covered by unemployment insurance within Alaska. Workers included in the wage file are considered Alaska residents if they either received a 1996 PFD or applied for a 1997 PFD.

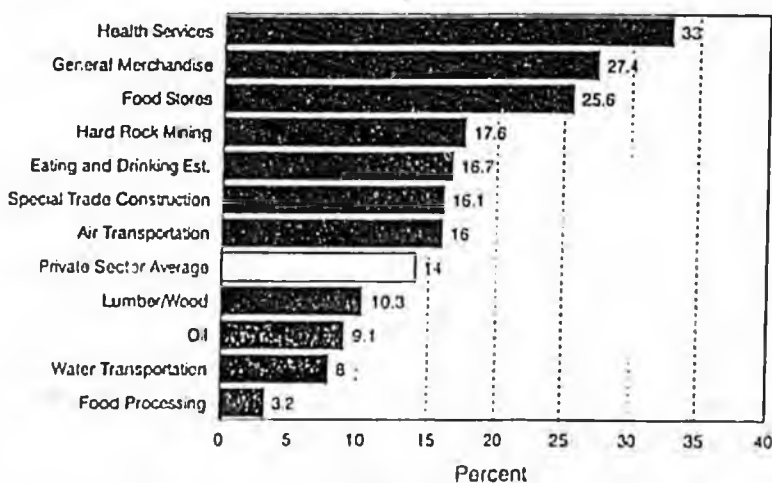
For the purposes of this analysis, Alaska residency is determined by matching the worker's social security number on the wage file with the social security number on the PFD file. For a match to occur, the worker's social security number must appear on both the PFD file and the wage file. The small number of workers with missing social security numbers are excluded from the analysis.

Although most workers would have to be in Alaska all of 1996 in order to be considered residents for purposes of this report, information from both the 1996 and 1997 dividend years is used to improve the accuracy of the residency classification. Resident workers that left Alaska during 1996 would not be eligible for a 1997 PFD unless they had spent the entire year in the state. The 1996 PFD data match identifies these workers and they are counted as residents. *New workers that arrived in Alaska after January 1, 1996 would generally be counted as nonresidents.*

Limitations of the Data

The data have some limitations. Persons who did not provide a social security number on their permanent fund dividend application or who were eligible for a dividend but did not apply were not counted as residents. If certain ownership, industry or occupation codes were missing from the wage file, those records were excluded from the tally. Also excluded

Percent of Nonresident Workers in 1995
Who Became Residents in 1996-Selected Industries



Source: Alaska Department of Labor, Research and Analysis Section.

were persons who established residency during 1996 but did not meet eligibility requirements for the 1997 permanent fund dividend.

An analysis of worker information for 1995 shows 14.0% of those workers identified as nonresidents stayed in Alaska and ultimately became eligible for the 1996 permanent fund dividend. The likelihood that nonresidents will stay in Alaska and become eligible for a permanent fund dividend varies by industry with food processing and oil nonresident workers less likely to become residents, while general merchandise store workers and health workers are much more likely to become residents.

The Department of Labor wage file includes only those workers covered by Alaska unemployment insurance. Therefore, information is not available for self-employed individuals or federal government employees. Nevertheless, the workers covered by this analysis are representative of the Alaska workforce. The analysis offers a good approximation of the effect of nonresident workers on the Alaska economy.

Other Measures of Residency

The Alaska Department of Labor, along with industry representatives and other policymakers have examined alternative measures of residency. Overall, the Alaska Department of Labor believes that the Permanent Fund Dividend file provides the most reliable, consistent and comprehensive source of residency indicator data currently available. Voter registration, motor vehicle registration, driver's licenses, and fishing/hunting licenses all have significant definitional weaknesses in residency eligibility requirements, quality of data or percent of the working population contained on the file. The PFD has a monetary incentive to complete the form and a penalty for providing false information and is, overall, an excellent measure of residency.

Industry	Total Workers	Resident PFD9697	Percent	Voter Reg	Driver Lic	Driver and Fish	PFD and Voter	PFD and Driver	PFD and Fish
Ag., For., and Fishing	2,740	1,841	32.8	1,355	2,022	869	1,980	2,151	1,902
Mining	13,744	9,729	29.2	8,481	11,739	5,548	10,717	12,009	10,034
Construction	23,262	17,754	23.7	13,697	19,626	9,734	18,889	20,347	18,400
Manufacturing	34,182	13,052	61.8	8,795	17,054	5,390	14,024	18,004	13,509
Trans., Comm., Util.	30,109	24,840	17.5	20,775	26,437	11,081	26,146	27,314	25,301
Wholesale Trade	11,268	9,468	16.0	7,305	9,926	4,590	9,884	10,284	9,624
Retail Trade	69,429	54,599	21.4	36,065	56,454	16,243	57,664	60,926	55,324
Finance, Ins. and R.E.	13,781	12,287	10.8	10,196	12,432	3,844	12,759	13,085	12,387
Services	82,607	66,853	19.1	53,323	69,396	21,612	70,611	73,582	67,761
Nonclassifiable	650	442	32.0	295	476	169	479	514	459
Private Sector	281,772	210,865	25.2	160,288	225,562	79,080	223,153	238,216	214,701
State Government	24,941	23,512	25.2	21,828	23,888	9,690	24,081	24,425	23,699
Local Government	41,117	38,692	25.2	34,131	37,562	12,477	39,777	40,076	38,862
Total	347,830	273,069	25.2	216,247	287,012	101,247	287,011	302,717	277,262

Source: Alaska Dept. of Labor, Research and Analysis Section
See Notes 1-9 for complete description of files used for matching.

Resident Employment Preference

Pursuant to AS 36.10.150 and 8 AAC 30.064, Labor Commissioner Tom Cashen has determined, upon an analysis of the most recent detailed employment and labor supply data available, that the state of Alaska remains a "zone of underemployment" with regard to the construction industry. The commissioner has determined that twenty (20) occupational categories in the industry will continue to qualify for 90% resident employment preference on publicly funded construction projects:

Boilermakers	Foremen and	Piledrivers
Bricklayers	Superintendents	Plumbers/Pipefitters
Carpenters	Insulation Workers	Roofers
Cement Masons	Ironworkers	Sheet Metal Workers
Culinary Workers	Laborers	Surveyors
Electricians	Mechanics	Truck Drivers
Equipment Operators	Painters	Welders

This determination became effective July 1, 1997 through June 30, 1999.

For additional information, contact the Labor Standards and Safety Division in Anchorage (269-4900), Juneau (465-4842), or Fairbanks (451-2886).

- ^{1/} All workers with wages in Alaska 1996.
- ^{2/} Workers receiving a PFD in 1996 or applying for a PFD in 1997.
- ^{3/} Percent nonresident workers based upon PFD definition.
- ^{4/} Number of workers registered to vote as of 11/96.
- ^{5/} Number of workers with an Alaska driver's license as of 11/96.
- ^{6/} Number of workers with an Alaska driver's license and a resident fishing or hunting license.
- ^{7/} Workers receiving a PFD in 1996 or applying for a PFD in 1997 PFD and/or a registered voter.
- ^{8/} Workers receiving a PFD in 1996 or applying for a PFD in 1997 and/or having an Alaska driver's license.
- ^{9/} Workers receiving a PFD in 1996 or applying for a PFD in 1997 and/or an Alaska resident fishing or hunting license.

Residency Analysis of Alaska's
Workers by Firm-1996

Prepared by:

Alaska Department of Labor
Research and Analysis

January 1998

About This Report

AS 23.20.110 allows for the release of information showing the number of resident and nonresident workers by firm for those Alaska employers who had 20 or more workers during the year.

Residency is calculated by matching workers reported by Alaska employers with the two most recent Permanent Fund Dividend applicant files (1996 and 1997). If a worker applied for or received a Permanent Fund Dividend in either of those two years they are considered residents for purposes of this report. For complete methodological information see "Nonresidents Working in Alaska-1996" available from the Alaska Department of Labor, Research and Analysis.

**Resident and Nonresident Workers by Firm-Alaska 1996
Firms with 20 or More Workers**

Employer	Industry	Total Workers	Resident Workers	Nonresident Workers	Percent Nonresident
10TH & M SEAFOODS	Wholesale trade-nondurable goods	26	24	2	7.7
1ST BANK	Depository institutions	171	154	17	9.9
1ST CITY SALOON	Eating & drinking places	23	13	10	43.5
1ST IMPRESSION HAIR SALON IN	Personal services	26	23	3	11.5
1ST INTERSTATE BANK OF AK	Depository institutions	43	39	4	9.3
1ST NATL BANK OF ANCHORAGE	Depository institutions	1,026	962	64	6.2
1ST SECURITY INVESTMENT INC	Eating & drinking places	22	16	6	27.3
3-WAY ELECTRIC OF ALASKA INC	Construction-special trade contractors	32	32	0	0.0
40 MILE AIR LIMITED	Transportation by air	28	21	7	25.0
5TH AVENUE SHOE REPAIR	Apparel & accessory stores	21	19	2	9.5
5TH AVENUE SWEETS LTD	Food stores	23	18	5	21.7
90-3 CORPORATION	Automotive dealers & gasoline service stations	479	420	59	12.3
A ADVANCED ANSWERING SERVICES	Business services	22	20	2	9.1
A C & S INC	Construction-special trade contractors	37	22	15	40.5
A HEAD OF TIME/ONE MANE PLACE	Personal services	30	27	3	10.0
A K CONSTRUCTION COMPANY	Heavy construction other than building construction-contractors	38	32	6	15.8
A K KORRAL	Eating & drinking places	38	30	8	21.1
A T PUBLISHING INC	Printing, publishing and allied industries	40	33	7	17.5
A&A ROOFING CO INC	Construction-special trade contractors	34	30	4	11.8
A&B AUTO INC	Automotive dealers & gasoline service stations	29	29	0	0.0
A&G ENTERPRISES INC	Electric, gas & sanitary services	24	18	6	25.0
A&H HALLMARK	Miscellaneous retail	32	25	7	21.9
A&M INC	Food stores	111	91	20	18.0
A&M MOTORS INC	Automotive dealers & gasoline service stations	82	70	12	14.6
A&P CONSTRUCTION	Building construction-general contractors and operative builders	23	23	0	0.0
A&P CONSTRUCTION COMPANY	Building construction-general contractors and operative builders	39	37	2	5.1
A&W WINDBREAK INC	Eating & drinking places	62	56	6	9.7
AAA MOVING & STORAGE	Motor freight transportation & warehousing	146	129	17	11.6
AADMINISTRATIVE PERSONELL SVC	Engineering, accounting research mgmt and related services	26	23	3	11.5
AARON PLUMBING & HEATING	Construction-special trade contractors	23	19	4	17.4
ABAS ANSWERING SERVICE INC	Business services	45	38	7	15.6
ABC MOTOR HOMES INC	Automotive repair, services & parking	63	50	13	20.6
ABG BUS LINES INC	Local & suburban transit & interurban highway passenger transport	92	81	11	12.0
ABM COMPANY OF THE WEST	Business services	333	269	64	19.2
ABR INC	Engineering, accounting research mgmt and related services	39	37	2	5.1
ABS ALASKAN INC	Wholesale trade-durable goods	29	23	6	20.7
ABSOLUTE ENVIRONMENTAL SVCS	Construction-special trade contractors	22	17	5	22.7
ABUSED WOMENS AID IN CRISIS	Social services	63	46	17	27.0
ACCENT ON DENTISTRY	Health services	27	27	0	0.0
ACCESS AK INC	Social services	45	40	5	11.1
ACCURATE MAINTENANCE	Motor freight transportation & warehousing	27	22	5	18.5
ACE GENERAL CONTRACTORS INC	Building construction-general contractors and operative builders	78	52	26	33.3
ACE PLYWOOD AK CO INC	Building materials, hardware, garden supply & mobile home dealers	24	19	5	20.8
ACES INC	Motion pictures	64	52	12	18.8
ACES PROFESSIONAL HOCKEY INC	Nonclassifiable establishments	37	23	14	37.8
ACME FENCE CO INC	Construction-special trade contractors	33	31	2	6.1
ACTION AUTO PARTS & GLASS	Automotive repair, services & parking	20	16	4	20.0
ACTION LOCKSMITHS	Wholesale trade-durable goods	64	57	7	10.9
ACTIVE THERAPEUTICS INC	Health services	25	20	5	20.0
ADAK REGION SCHOOL DISTRICT	Educational services	22	8	14	63.6
ADAMS & ASSOCIATES INC	Business services	730	502	228	31.2

**Resident and Nonresident Workers by Firm-Alaska 1996
Firms with 20 or More Workers**

Employer	Industry	Total Workers	Resident Workers	Nonresident Workers	Percent Nonresident
AK CHOICE SEAFOODS INC	Food and kindred products	25	22	3	12.0
AK CLEAN SEAS	Electric, gas & sanitary services	42	27	15	35.7
AK CLEANERS INC	Personal services	271	242	29	10.7
AK CLUB THE	Amusement & recreation services	338	288	50	14.8
AK COFFEE CO	Eating & drinking places	22	17	5	22.7
AK COMMERCIAL CO	General merchandise stores	1,607	1,306	301	18.7
AK COMPUTER BROKERS	Home furniture, furnishings & equipment stores	47	44	3	6.4
AK COMPUTER INSTITUTE INC	Educational services	49	44	5	10.2
AK COMPUTER&TYPEWRITER SVC	Miscellaneous repair services	20	16	4	20.0
AK CONSERVATION FOUNDATION	Social services	22	17	5	22.7
AK CORP	Heavy construction other than building construction-contractors	47	39	8	17.0
AK COUNCIL PREV ALCOH DRUG INC	Social services	26	25	1	3.8
AK CRIPPLED CHILDREN & ADULTS	Social services	26	26	0	0.0
AK CTR FOR FAM MEDI PC	Health services	20	20	0	0.0
AK CUSTOM SEAFOODS INC	Food and kindred products	51	31	20	39.2
AK CYCLE CENTER LTD	Automotive dealers & gasoline service stations	23	22	1	4.3
AK DANCE THEATRE INC	Amusement & recreation services	43	34	9	20.9
AK DEVELOPMENT SVCS INC	Heavy construction other than building construction-contractors	21	20	1	4.8
AK DISCOVERY INC	Amusement & recreation services	51	37	14	27.5
AK DISPATCH CO INC	Communications	25	20	5	20.0
AK DISTRIBUTORS CO	Wholesale trade-nondurable goods	99	95	4	4.0
AK DIVING SVC INC	Business services	25	18	7	28.0
AK ECONOMY RVS INC	Automotive dealers & gasoline service stations	24	13	6	25.0
AK ELECTRIC LIGHT & POWER CO	Electric, gas & sanitary services	68	62	6	8.8
AK ELECTRICAL PENSION FUND	Insurance carriers	22	21	1	4.5
AK EMT CONSORTIUM INC	Health services	20	12	8	40.0
AK ESPRESSO & CHOWDER HOUSE	Eating & drinking places	46	39	7	15.2
AK EXECUTIVE SEARCH INC	Business services	457	341	116	25.4
AK EXPERIENCE THEATRE	Motion pictures	24	22	2	8.3
AK FACTORY DIRECT DISTRIBUTORS	Home furniture, furnishings & equipment stores	55	50	5	9.1
AK FEDERAL SAVINGS & LOAN ASSOC	Depository institutions	88	80	8	9.1
AK FEED CO EIGHT STARS DIST	Wholesale trade-nondurable goods	43	33	10	23.3
AK FINANCE & INSURANCE CO INC	Automotive dealers & gasoline service stations	112	104	8	7.1
AK FINANCIAL SVCS INC	Business services	90	79	11	12.2
AK FISH & FARM PRODUCTS INC	Wholesale trade-nondurable goods	58	54	4	6.9
AK FRANCHISE MANAGEMENT	Eating & drinking places	138	103	35	25.4
AK FRESH SEAFOOD INC	Food and kindred products	236	182	54	22.9
AK FUR GALLERY INC	Apparel & accessory stores	31	26	5	16.1
AK FURNITURE MFR INC	Home furniture, furnishings & equipment stores	26	18	8	30.8
AK GARDEN & PET SUPPLY INC	Wholesale trade-nondurable goods	76	69	7	9.2
AK GATEWAY SCHOOLS	Educational services	203	195	8	3.9
AK GENERAL ALARM INC	Business services	72	66	6	8.3
AK GENERAL PROCESSORS	Food and kindred products	437	93	344	78.7
AK GOLD CO	Metal mining	131	100	31	23.7
AK GREEN HOUSES INC	Agricultural production-crops	59	46	13	22.0
AK GUIDANCE & DIAGNOSTIC CLINI	Health services	27	24	3	11.1
AK HEALTH CARE CLINIC	Health services	31	29	2	6.5
AK HOME MORTGAGE INC	Nondepository credit institutions	29	26	3	10.3
AK HOTEL PROPERTIES INC	Hotels, rooming houses, camps and other lodging places	844	527	317	37.6
AK HOUSEWARES INC	Wholesale trade-durable goods	119	103	16	13.4
AK HOUSING FINANCE CORP	Real estate	369	360	9	2.4

CORRECTION

THE FOLLOWING DOCUMENT(S)
HAVE BEEN REFILMED TO
ASSURE LEGIBILITY OR PAGINATION



Rev. 6/98

Central Microfilm Services
Department of Education
State of Alaska

Resident and Nonresident Workers by Firm-Alaska 1996
Firms with 20 or More Workers

Employer	Industry	Total Workers	Resident Workers	Nonresident Workers	Percent Nonresident
10TH & M SEAFOODS	Wholesale trade-nondurable goods	26	24	2	7.7
1ST BANK	Depository institutions	171	154	17	9.9
1ST CITY SALOON	Eating & drinking places	23	13	10	43.5
1ST IMPRESSION HAIR SALON IN	Personal services	26	23	3	11.5
1ST INTERSTATE BANK OF AK	Depository institutions	43	39	4	9.3
1ST NATL BANK OF ANCHORAGE	Depository institutions	1,026	962	64	6.2
1ST SECURITY INVESTMENT INC	Eating & drinking places	22	16	6	27.3
3-WAY ELECTRIC OF ALASKA INC	Construction-special trade contractors	32	32	0	0.0
40 MILE AIR LIMITED	Transportation by air	28	21	7	25.0
5TH AVENUE SHOE REPAIR	Apparel & accessory stores	21	19	2	9.5
5TH AVENUE SWEETS LTD	Food stores	23	18	5	21.7
90-3 CORPORATION	Automotive dealers & gasoline service stations	479	420	59	12.3
A ADVANCED ANSWERING SERVICES	Business services	22	20	2	9.1
A C & S INC	Construction-special trade contractors	37	22	15	40.5
A HEAD OF TIME/ONE MANE PLACE	Personal services	30	27	3	10.0
A K CONSTRUCTION COMPANY	Heavy construction other than building construction-contractors	38	32	6	15.8
A K KORRAL	Eating & drinking places	38	30	8	21.1
A T PUBLISHING INC	Printing, publishing and allied industries	40	33	7	17.5
A&A ROOFING CO INC	Construction-special trade contractors	34	30	4	11.8
A&B AUTO INC	Automotive dealers & gasoline service stations	29	29	0	0.0
A&G ENTERPRISES INC	Electric, gas & sanitary services	24	18	6	25.0
A&H HALLMARK	Miscellaneous retail	32	25	7	21.9
A&M INC	Food stores	111	91	20	18.0
A&M MOTORS INC	Automotive dealers & gasoline service stations	82	70	12	14.6
A&P CONSTRUCTION	Building construction-general contractors and operative builders	23	23	0	0.0
A&P CONSTRUCTION COMPANY	Building construction-general contractors and operative builders	39	37	2	5.1
A&W WINDBREAK INC	Eating & drinking places	62	56	6	9.7
AAA MOVING & STORAGE	Motor freight transportation & warehousing	146	129	17	11.6
AAD:MINISTRATIVE PERSONELL SVC	Engineering, accounting research mgmt and related services	26	23	3	11.5
AARON PLUMBING & HEATING	Construction-special trade contractors	23	19	4	17.4
ABAS ANSWERING SERVICE INC	Business services	45	38	7	15.6
ABC MOTOR HOMES INC	Automotive repair, services & parking	63	50	13	20.6
ABG BUS LINES INC	Local & suburban transit & interurban highway passenger transpor	92	81	11	12.0
ABM COMPANY OF THE WEST	Business services	333	269	64	19.2
ABR INC	Engineering, accounting research mgmt and related services	39	37	2	5.1
ABS ALASKAN INC	Wholesale trade-durable goods	29	23	6	20.7
ABSOLUTE ENVIRONMENTAL SVCS	Construction-special trade contractors	22	17	5	22.7
ABUSED WOMENS AID IN CRISIS	Social services	63	46	17	27.0
ACCENT ON DENTISTRY	Health services	27	27	0	0.0
ACCESS AK INC	Social services	45	40	5	11.1
ACCURATE MAINTENANCE	Motor freight transportation & warehousing	27	22	5	18.5
ACE GENERAL CONTRACTORS INC	Building construction-general contractors and operative builders	78	52	26	33.3
ACE PLYWOOD AK CO INC	Building materials, hardware, garden supply & mobile home deale	24	19	5	20.8
ACES INC	Motion pictures	64	52	12	18.8
ACES PROFESSIONAL HOCKEY INC	Nonclassifiable establishments	37	23	14	37.8
ACME FENCE CO INC	Construction-special trade contractors	33	31	2	6.1
ACTION AUTO PARTS & GLASS	Automotive repair, services & parking	20	16	4	20.0
ACTION LOCKSMITHS	Wholesale trade-durable goods	64	57	7	10.9
ACTIVE THERAPEUTICS INC	Health services	25	20	5	20.0
ADAK REGION SCHOOL DISTRICT	Educational services	22	8	14	63.6
ADAMS & ASSOCIATES INC	Business services	730	502	228	31.2

Resident and Nonresident Workers by Firm-Alaska 1996
Firms with 20 or More Workers

Employer	Industry	Total Workers	Resident Workers	Nonresident Workers	Percent Nonresident
ADAMS MORGENTHALER & CO	Engineering, accounting research mgmt and related services	32	31	1	3.1
ADANTES	Eating & drinking places	29	26	3	10.3
ADDIES PORPOISE ROOM	Eating & drinking places	66	39	27	40.9
ADULT LEARNING PROGRAM OF AK	Educational services	73	69	4	5.5
ADVANCE SCAFFOLD OF AK INC	Wholesale trade-durable goods	20	19	1	5.0
ADVANCED CONCEPTS IN EDUCATION	Educational services	150	146	4	2.7
AERO SVCS INC	Wholesale trade-nondurable goods	31	29	2	6.5
AERO TWIN INC	Transportation by air	29	22	7	24.1
AETNA LIFE INS CO	Insurance carriers	46	44*	2	4.3
AFFORDABLE USED CARS INC	Automotive dealers & gasoline service stations	24	24	0	0.0
AFOGNAK LOGGING	Heavy construction other than building construction-contractors	55	42	13	23.6
AFOGNAK NATIVE CORP	Holding & other investment offices	33	28	5	15.2
AGGREGATE CONSTRUCTION INC	Heavy construction other than building construction-contractors	47	37	10	21.3
AGGREGATE PRODUCTS INC	Stone, clay, glass and concrete products	73	69	4	5.5
AGRA EARTH & ENVIRONMENTAL INC	Engineering, accounting research mgmt and related services	35	32	3	8.6
AHRS/MAPS PLACE THE	Business services	23	19	4	17.4
AHTNA AGA SECURITY INC	Business services	255	223	32	12.5
AHTNA CONST & PRIMARY PROD COR	Heavy construction other than building construction-contractors	65	65	0	0.0
AHTNA INC	Holding & other investment offices	57	54	3	5.3
AIR DATA EXPRESS INC	Transportation by air	37	33	4	10.8
AIR LAND TRANSPORT INC	Motor freight transportation & warehousing	69	67	2	2.9
AIR LIQUIDE AMERICA CORP	Chemicals and allied products	44	44	0	0.0
AIR LOGISTICS OF AK INC	Transportation by air	52	47	5	9.6
AIR TEK INC	Construction-special trade contractors	31	30	1	3.2
AIRLINE SUPPORT INC	Nonclassifiable establishments	80	71	9	11.3
AIRPORT TRAVEL INC	Transportation services	50	44	6	12.0
AIS INC	Wholesale trade-durable goods	32	20	12	37.5
AK AIRCRAFT SALES INC	Automotive dealers & gasoline service stations	20	20	0	0.0
AK AIRLINES INC	Transportation by air	1,771	1,568	203	11.5
AK ANALYSTS/DITTMAN RESEARCH	Engineering, accounting research mgmt and related services	38	33	5	13.2
AK ANVIL INC	Engineering, accounting research mgmt and related services	113	102	11	9.7
AK AQUACULTURE INC	Fishing, hunting and trapping	59	31	28	47.5
AK AQUARIUM	Miscellaneous retail	23	19	4	17.4
AK ARCHIVES	Motor freight transportation & warehousing	20	15	5	25.0
AK ATHLETIC CLUB	Amusement & recreation services	162	130	32	19.8
AK AUCTION CO	Business services	32	23	9	28.1
AK BAGELS INC	Food stores	88	52	36	40.9
AK BAPTIST FAMILY SERVICE CTR	Social services	28	24	4	14.3
AK BEVERAGE CO	Wholesale trade-nondurable goods	36	33	3	8.3
AK BROADCASTING COMMUNICATIONS	Communications	42	28	14	33.3
AK BUILDERS CACHE INC	Building materials, hardware, garden supply & mobile home deale	42	38	4	9.5
AK BUILDING CLEANERS INC	Business services	68	50	18	26.5
AK BUSINESS SYSTEMS	Wholesale trade-durable goods	20	18	2	10.0
AK CAB & HANDYCAPPED DISPA	Communications	36	26	10	27.8
AK CABLEVISION INC	Communications	52	47	5	9.6
AK CATAMARAN INC	Water transportation	25	24	1	4.0
AK CENTER FOR BLIND & DEAF	Social services	29	27	2	6.9
AK CENTER FOR PERFORMING ARTS	Amusement & recreation services	76	71	5	6.6
AK CENTER FOR THE ENVIRONMENT	Engineering, accounting research mgmt and related services	57	37	20	35.1
AK CENTRAL EXPRESS INC	Transportation by air	34	30	4	11.8
AK CHILDRENS SVC	Social services	202	182	20	9.9

**Resident and Nonresident Workers by Firm-Alaska 1996
Firms with 20 or More Workers**

Employer	Industry	Total Workers	Resident Workers	Nonresident Workers	Percent Nonresident
AK CHOICE SEAFOODS INC	Food and kindred products	25	22	3	12.0
AK CLEAN SEAS	Electric, gas & sanitary services	42	27	15	35.7
AK CLEANERS INC	Personal services	271	242	29	10.7
AK CLUB THE	Amusement & recreation services	338	288	50	14.8
AK COFFEE CO	Eating & drinking places	22	17	5	22.7
AK COMMERCIAL CO	General merchandise stores	1,607	1,306	301	18.7
AK COMPUTER BROKERS	Home furniture, furnishings & equipment stores	47	44	3	6.4
AK COMPUTER INSTITUTE INC	Educational services	49	44	5	10.2
AK COMPUTER&TYPEWRITER SVC	Miscellaneous repair services	20	16	4	20.0
AK CONSERVATION FOUNDATION	Social services	22	17	5	22.7
AK CORP	Heavy construction other than building construction-contractors	47	39	8	17.0
AK COUNCIL PREV ALCOH DRUG INC	Social services	26	25	1	3.8
AK CRIPPLED CHILDREN & ADULTS	Social services	26	26	0	0.0
AK CTR FOR FAM MEDI PC	Health services	20	20	0	0.0
AK CUSTOM SEAFOODS INC	Food and kindred products	51	31	20	39.2
AK CYCLE CENTER LTD	Automotive dealers & gasoline service stations	23	22	1	4.3
AK DANCE THEATRE INC	Amusement & recreation services	43	34	9	20.9
AK DEVELOPMENT SVCS INC	Heavy construction other than building construction-contractors	21	20	1	4.8
AK DISCOVERY INC	Amusement & recreation services	51	37	14	27.5
AK DISPATCH CO INC	Communications	25	20	5	20.0
AK DISTRIBUTORS CO	Wholesale trade-nondurable goods	99	95	4	4.0
AK DIVING SVC INC	Business services	25	18	7	28.0
AK ECONOMY RVS INC	Automotive dealers & gasoline service stations	24	18	6	25.0
AK ELECTRIC LIGHT & POWER CO	Electric, gas & sanitary services	68	62	6	8.8
AK ELECTRICAL PENSION FUND	Insurance carriers	22	21	1	4.5
AK EMT CONSORTIUM INC	Health services	20	12	8	40.0
AK ESPRESSO & CHOWDER HOUSE	Eating & drinking places	46	39	7	15.2
AK EXECUTIVE SEARCH INC	Business services	457	341	116	25.4
AK EXPERIENCE THEATRE	Motion pictures	24	22	2	8.3
AK FACTORY DIRECT DISTRIBUTORS	Home furniture, furnishings & equipment stores	55	50	5	9.1
AK FEDERAL SAVINGS & LOAN ASSOC	Depository institutions	88	80	8	9.1
AK FEED CO EIGHT STARS DIST	Wholesale trade-nondurable goods	43	33	10	23.3
AK FINANCE & INSURANCE CO INC	Automotive dealers & gasoline service stations	112	104	8	7.1
AK FINANCIAL SVCS INC	Business services	90	79	11	12.2
AK FISH & FARM PRODUCTS INC	Wholesale trade-nondurable goods	58	54	4	6.9
AK FRANCHISE MANAGEMENT	Eating & drinking places	138	103	35	25.4
AK FRESH SEAFOOD INC	Food and kindred products	236	182	54	22.9
AK FUR GALLERY INC	Apparel & accessory stores	31	26	5	16.1
AK FURNITURE MFR INC	Home furniture, furnishings & equipment stores	26	18	8	30.8
AK GARDEN & PET SUPPLY INC	Wholesale trade-nondurable goods	76	69	7	9.2
AK GATEWAY SCHOOLS	Educational services	203	195	8	3.9
AK GENERAL ALARM INC	Business services	72	66	6	8.3
AK GENERAL PROCESSORS	Food and kindred products	437	93	344	78.7
AK GOLD CO	Metal mining	131	100	31	23.7
AK GREEN HOUSES INC	Agricultural production-crops	59	46	13	22.0
AK GUIDANCE & DIAGNOSTIC CLINI	Health services	27	24	3	11.1
AK HEALTH CARE CLINIC	Health services	31	29	2	6.5
AK HOME MORTGAGE INC	Nondepository credit institutions	29	26	3	10.3
AK HOTEL PROPERTIES INC	Hotels, rooming houses, camps and other lodging places	844	527	317	37.6
AK HOUSEWARES INC	Wholesale trade-durable goods	119	103	16	13.4
AK HOUSING FINANCE CORP	Real estate	369	360	9	2.4

Resident and Nonresident Workers by Firm-Alaska 1996
Firms with 20 or More Workers

Employer	Industry	Total Workers	Resident Workers	Nonresident Workers	Percent Nonresident
AK HYDRAULICS INC	Wholesale trade-durable goods	22	19	3	13.6
AK INDOOR SPORTS	Amusement & recreation services	41	34	7	17.1
AK INDUSTRIAL HARDWARE INC	Wholesale trade-durable goods	236	209	27	11.4
AK INDUSTRIAL RESOURCES	Wholesale trade-durable goods	34	18	16	47.1
AK INFRMTN RADIO RDNG & ED SVC	Amusement & recreation services	57	45	12	21.1
AK INNS INC	Eating & drinking places	159	116	43	27.0
AK JOINT ELEC APPAR & TRAIN	Social services	27	27	0	0.0
AK JUNEAU COMMUNICATIONS INC	Communications	26	21	5	19.2
AK KIDNEY CENTER	Health services	35	33	2	5.7
AK LABORERS CONST IND TR FUND	Membership organizations	27	24	3	11.1
AK LAND CLEARING INC	Heavy construction other than building construction-contractor	50	43	7	14.0
AK LANDFILLS INC	Electric, gas & sanitary services	20	19	1	5.0
AK LAUNDRY INC	Personal services	39	36	3	7.7
AK LEGAL COPY INC	Business services	24	20	4	16.7
AK LEGAL SERVICES CORP	Legal services	57	48	4	7.7
AK LIVE CRAB COMPANY GENERAL	Wholesale trade-nondurable goods	24	20	4	16.7
AK LONGSHORE VACATION & HOLIDAY	Water transportation	156	150	6	3.8
AK LUNG ASSOC	Engineering, accounting research mgmt and related services	24	23	1	4.2
AK MAC INC	Eating & drinking places	91	84	7	7.7
AK MARITIME AGENCIES	Water transportation	37	33	4	10.8
AK MECHANICAL INC	Construction-special trade contractors	173	134	39	22.5
AK METAL RECYCLING CO INC	Wholesale trade durable goods	55	41	14	25.5
AK MINING & DIVING SUPPLY INC	Miscellaneous retail	44	38	6	13.6
AK MOTOR COACHES INC	Local & suburban transit & interurban highway passenger transport	55	48	7	12.7
AK MOTOR INN	Hotels, rooming houses, camps and other lodging places	35	27	8	22.9
AK MUSIC CO	Miscellaneous retail	35	33	2	5.7
AK NATIONAL INSURANCE CO	Insurance agents, brokers & service	95	90	5	5.3
AK NATIVE BROTHERHOOD BINGO	Membership organizations	26	22	4	15.4
AK NATIVE BROTHERHOOD CAMP 2	Amusement & recreation services	53	49	4	7.5
AK NATIVE HEALTH BOARD	Social services	20	20	0	0.0
AK NATIVE INDUS COOP ASSN INC	General merchandise stores	191	179	12	6.3
AK NATURAL HISTORY ASSOC	Miscellaneous retail	78	61	17	21.8
AK NEWS AGENCY INC	Wholesale trade-nondurable goods	125	110	15	12.0
AK NEWSPAPERS INC	Printing, publishing and allied industries	79	72	7	8.9
AK NUGENS RANCH	Social services	53	45	8	15.1
AK OP ENGR EMPRS TRAIN T/F	Educational services	32	30	2	6.3
AK OPTION SVCS CORP	Business services	21	19	2	9.5
AK PACIFIC POWDER COMPANY	Wholesale trade-nondurable goods	99	83	16	16.2
AK PACIFIC BARGE LINES	Water transportation	21	18	3	14.3
AK PACIFIC ELEVATOR INC	Construction-special trade contractors	41	30	11	26.8
AK PACIFIC LOGGING INC	Lumber and wood products, except furniture	104	74	30	28.8
AK PACIFIC UNIVERSITY	Educational services	286	253	33	11.5
AK PAINTING SVC	Construction-special trade contractors	59	44	15	25.4
AK PANORAMA RV RENTALS INC	Automotive repair, services & parking	41	32	9	22.0
AK PAPER CO INC	Wholesale trade-nondurable goods	40	38	2	5.0
AK PETROLEUM CONTRACTORS INC	Oil and gas extraction	2,571	1,691	880	34.2
AK PIPE & SUPPLY	Wholesale trade-durable goods	150	141	9	6.0
AK PLACER DEVT INC	Metal mining	24	23	1	4.2
AK POLLUTION CONTROL INC	Business services	71	61	10	14.1
AK PONY EXPRESS INC	Motor freight transportation & warehousing	25	17	8	32.0
AK POWER & TELEPHONE CO	Electric, gas & sanitary services	113	107	6	5.3

**Resident and Nonresident Workers by Firm-Alaska 1996
Firms with 20 or More Workers**

Employer	Industry	Total Workers	Resident Workers	Nonresident Workers	Percent Nonresident
AK POWER SPORTS INC	Automotive dealers & gasoline service stations	31	29	2	6.5
AK POWER SYSTEMS INC	Wholesale trade-durable goods	97	81	16	16.5
AK PREMIER CHARTERS INC	Hotels, rooming houses, camps and other lodging places	25	12	13	52.0
AK PROPANE INC	Miscellaneous retail	25	24	1	4.0
AK PUBLIC RADIO NETWORK CORP	Amusement & recreation services	25	21	4	16.0
AK PUBLIC TELECOMMUNICATIONS	Communications	73	66	7	9.6
AK PULP CORPORATION	Paper and allied products	31	29	2	6.5
AK QUALITY INSULATORS INC	Construction-special trade contractors	26	18	8	30.8
AK QWIK LUBE INC	Automotive repair, services & parking	76	67	9	11.8
AK RAILROAD CORP	Railroad transportation	686	646	40	5.8
AK RAINBOW LODGE	Hotels, rooming houses, camps and other lodging places	30	4	26	86.7
AK RAPTOR REHABILITATION CTR	Agricultural services	37	24	13	35.1
AK RENOWN CHARTERS	Water transportation	24	16	8	33.3
AK RENT A CAR INC	Automotive repair, services & parking	225	184	41	18.2
AK RIVERWAYS INC	Water transportation	120	106	14	11.7
AK ROAD BORING INC	Heavy construction other than building construction-contractors	53	46	7	13.2
AK ROADBUILDERS INC	Heavy construction other than building construction-contractors	94	82	12	12.8
AK ROCK GYM	Amusement & recreation services	26	25	1	3.8
AK RUBBER & SUPPLY INC	Wholesale trade-durable goods	25	25	0	0.0
AK SALMON BAKE	Eating & drinking places	41	35	6	14.6
AK SAUSAGE CO INC	Food and kindred products	52	48	4	7.7
AK SERIGRAPHICS	Apparel and other finished products made from fabrics and similars	32	32	0	0.0
AK SHEET METAL	Construction-special trade contractors	32	30	2	6.3
AK SPEC ED & TRAINING SVC INC	Social services	445	417	28	6.3
AK SPORTS MEDICINE CLINIC	Health services	23	20	3	13.0
AK STATE EMPLOYEES FED CR UN	Depository institutions	65	57	8	12.3
AK STATE FAIR INC	Amusement & recreation services	404	359	45	11.1
AK STEEL CO	Wholesale trade-durable goods	67	59	8	11.9
AK STENOTYPE REPORTERS	Business services	21	19	2	9.5
AK STERILE LAUNDRY SVCS INC	Personal services	22	8	14	63.6
AK STONE & CONCRETE	Construction-special trade contractors	30	25	5	16.7
AK SURGERY CENTER INC	Health services	63	58	5	7.9
AK TAX SERVICE INC	Personal services	22	19	3	13.6
AK TEAMSTER EMP SVC TRG TRUST	Holding & other investment offices	34	33	1	2.9
AK TEAMSTER EMPLOYER SVC CORP	Membership organizations	23	23	0	0.0
AK TELECOM INC	Construction-special trade contractors	46	38	8	17.4
AK TEMP SERVICE	Business services	151	133	18	11.9
AK TENT & TARP	Miscellaneous retail	31	30	1	3.2
AK TERMINALS INC	Motor freight transportation & warehousing	51	46	5	9.8
AK TC-WING & WRECKING	Wholesale trade-durable goods	29	27	2	6.9
AK TRANSFER & STORAGE INC	Motor freight transportation & warehousing	40	34	6	15.0
AK TRAVEL ADVENTURES INC	Transportation services	197	106	91	46.2
AK TRAVEL SERVICE	Transportation services	40	36	4	10.0
AK TROPHY SAFARIS INC	Amusement & recreation services	39	15	24	61.5
AK UROLOGICAL ASSOC PC	Health services	29	25	4	13.8
AK USA FEDERAL CREDIT UNION	Depository institutions	957	844	113	11.8
AK VILLAGE ELECTRIC COOP INC	Electric, gas & sanitary services	83	79	4	4.8
AK VILLAGE ENVIR MANPOWER INC	Electric, gas & sanitary services	25	25	0	0.0
AK VILLAGE INITIATIVES	Holding & other investment offices	35	34	1	2.9
AK WEATHER OPERATIONS SVC INC	Communications	45	33	12	26.7
AK WEST EXPRESS INC	Motor freight transportation & warehousing	111	102	9	8.1

**Resident and Nonresident Workers by Firm-Alaska 1996
Firms with 20 or More Workers**

Employer	Industry	Total Workers	Resident Workers	Nonresident Workers	Percent Nonresident
AK WILD BERRY PRODUCTS INC	Food stores	109	95	14	12.8
AK WILDLAND ADVENTURES INC	Hotels, rooming houses, camps and other lodging places	94	40	54	57.4
AK WINDOW CO	Rubber and miscellaneous plastics products	28	20	8	28.6
AK WOMEN RESOURCE CTR INC	Social services	51	49	2	3.9
AK WOMENS HEALTH SERVICES INC	Health services	36	34	2	5.6
AK YOUTH & PARENT FOUNDATION	Social services	88	76	12	13.6
AK ZOO	Museums, art galleries & botanical & zoological gardens	45	40	5	11.1
AKEELA HOUSE INC	Social services	38	32	6	15.8
AKELA ELECTRIC	Construction-special trade contractors	22	19	3	13.6
AKHIQOK CITY OF	Executive, legislative & general government except finance	34	30	4	11.8
AKIACHAK ENT INC	General merchandise stores	58	54	4	6.9
AKIACHAK LIMITED	Holding & other investment offices	40	39	1	2.5
AKIACHAK NATIVE COMMUNITY	Membership organizations	175	164	11	6.3
AKIAK CITY OF	Executive, legislative & general government except finance	39	39	0	0.0
AKIAK NATIVE COMMUNITY	Membership organizations	93	89	4	4.3
AKN AIDS ASST ASSOC	Social services	31	26	5	16.1
AKN AIRPORT PROPERTIES INC	Hotels, rooming houses, camps and other lodging places	39	18	21	53.8
AKN BREWING CO	Food and kindred products	53	39	14	26.4
AKN FEDERAL CREDIT UNION	Depository institutions	91	79	12	13.2
AKN FISHING ADVENTURES	Hotels, rooming houses, camps and other lodging places	32	18	14	43.8
AKN FUDGE CO THE/FIT TO A T	Food stores	21	17	4	19.0
AKN GOURMET INC	Food stores	27	21	6	22.2
AKN HOTEL & BAR	Eating & drinking places	26	20	6	23.1
AKN HOTEL & BAR INC	Hotels, rooming houses, camps and other lodging places	60	37	23	38.3
AKN IVORY EXCHANGE INC	Miscellaneous retail	32	27	5	15.6
AKN LEADER FISHERIES	Fishing, hunting and trapping	85	15	70	82.4
AKN MEMORIAL PARKS INC/SANTINA	Personal services	35	31	4	11.4
AKN PLUMBING & HTNG/E J CO	Construction-special trade contractors	29	26	3	10.3
AKUTAN CITY OF	Executive, legislative & general government except finance	56	48	8	14.3
AKUTAN CORPORATION	Holding & other investment offices	21	20	1	4.8
ALAKANUK CITY COUNCIL	Executive, legislative & general government except finance	110	104	6	5.5
ALAKANUK NATIVE CORP	General merchandise stores	43	42	1	2.3
ALAKANUK WATER & SEWER PROJECT	Heavy construction other than building construction-contractors	62	61	1	1.6
ALAMO RENT A CAR INC	Automotive repair, services & parking	50	40	10	20.0
ALAS CO GENERAL CONSTR CO INC	Construction-special trade contractors	77	64	13	16.9
ALASCARE HOME CARE & HOSPICE	Health services	30	27	3	10.0
ALASCARE HOME HEALTH	Health services	41	37	4	9.8
ALASCOM INC	Communications	688	660	28	4.1
ALASKA ALTERNATIVE MEDICINE CT	Health services	20	20	0	0.0
ALASKA BUSINESS EXCHANGE	Business services	31	23	8	25.8
ALASKA CARDIOVASCULAR CNSL LLC	Health services	22	20	2	9.1
ALASKA CARPET CLEANERS	Personal services	62	50	12	19.4
ALASKA CENTER FOR PEDIATRICS	Health services	35	32	3	8.6
ALASKA CENTRAL EXPRESS INC	Transportation by air	56	53	3	5.4
ALASKA COUNTRY STORES INC	Automotive dealers & gasoline service stations	30	26	4	13.3
ALASKA FINEST FRAMING INC	Construction-special trade contractors	34	20	14	41.2
ALASKA FINEST PAINTING INC	Construction-special trade contractors	40	11	29	72.5
ALASKA FOOT INSTITUTE	Health services	29	28	1	3.4
ALASKA FOREST CREATIONS INC	Lumber and wood products, except furniture	35	26	9	25.7
ALASKA HIGHWAY CRUISES LLC	Transportation services	39	29	10	25.6
ALASKA HYDRO AX LAND CLEARING	Nonclassifiable establishments	33	30	3	9.1

**Resident and Nonresident Workers by Firm-Alaska 1996
Firms with 20 or More Workers**

Employer	Industry	Total Workers	Resident Workers	Nonresident Workers	Percent Nonresident
ALASKA INTERSTATE CONST LLC	Heavy construction other than building construction-contractors	335	257	76	22.8
ALASKA MASONRY CONTRACTORS	Construction-special trade contractors	35	21	14	40.0
ALASKA PRINTING INC	Printing, publishing and allied industries	24	19	5	20.8
ALASKA PRO SPORTS INC	Amusement & recreation services	54	17	37	68.5
ALASKA SILK PIE CO	Food and kindred products	32	25	7	21.9
ALASKA TEXTILES INC	Wholesale trade-durable goods	21	20	1	4.8
ALASKAN ADVENTURES RV CTR INC	Automotive dealers & gasoline service stations	53	45	8	15.1
ALASKAN CHOICE TELEVISION L.C	Communications	35	31	4	11.4
ALCAN BUILDERS INC	Construction-special trade contractors	82	65	17	20.7
ALCAN ELECTRICAL & ENGINEER CO	Construction-special trade contractors	261	239	22	8.4
ALCAN ENVIRONMENTAL INC	Construction-special trade contractors	217	165	52	24.0
ALCAN GENERAL INC	Construction-special trade contractors	86	74	12	14.0
ALCHEM INC	Lumber and wood products, except furniture	20	15	5	25.0
ALEKNAGIK CITY OF	Executive, legislative & general government except finance	49	46	3	6.1
ALEKNAGIK MISSION LODGE INC	Hotels, rooming houses, camps and other lodging places	43	18	25	58.1
ALEUTIAN DRAGON FISHERIES	Food and kindred products	151	5	146	96.7
ALEUTIAN HOUSING AUTHORITY	Real estate	50	43	7	14.0
ALEUTIAN PRIBILOF IS ASSN INC	Social services	126	122	4	3.2
ALEUTIANS EAST BORO SCH DIST	Educational services	178	158	20	11.2
ALEUTIANS EAST BOROUGH	Executive, legislative & general government except finance	33	31	2	6.1
ALL AK ELECTRIC INC	Construction-special trade contractors	50	30	20	40.0
ALL AK PROMOTIONS INC	Business services	40	30	10	25.0
ALL ALASKA FLOOR COVERING	Construction-special trade contractors	23	21	2	8.7
ALL THAT GLITTERS	Apparel & accessory stores	28	23	5	17.9
ALLAKAKET CITY OF	Executive, legislative & general government except finance	59	58	1	1.7
ALLEN MARINE INC	Transportation equipment	52	47	5	9.6
ALLEN MARINE TOURS INC	Amusement & recreation services	55	39	16	29.1
ALLIANCE CONSTRUCTORS INC	Building construction-general contractors and cooperative builders	25	23	2	8.0
ALLIANCE FISHING INC	Food and kindred products	49	14	35	71.4
ALLSTATE INSURANCE CO	Insurance carriers	118	111	7	5.9
ALLVEST INC	Engineering, accounting research mgmt and related services	301	263	38	12.6
ALMA CORPORATION	Real estate	32	25	7	21.9
ALO ASCHENB	Legal services	22	18	4	18.2
ALPHA CONSTR & ENGINEERING INC	Building construction-general contractors and cooperative builders	81	68	13	16.0
ALPINE ALTERNATIVES INC	Social services	21	19	2	9.5
ALPINE GLASS OF AK INC	Automotive repair, services & parking	369	271	98	26.6
ALPINE INN	Eating & drinking places	34	31	3	8.8
ALTERNATIVES CHILD & FAMILY GU	Health services	165	143	22	13.3
ALTMAN ROGERS & CO APC	Engineering, accounting research mgmt and related services	32	26	6	18.8
ALYESKA ACCOMMODATIONS INC	Real estate	47	24	23	48.9
ALYESKA PIPELINE SVC CO INC	Pipelines, except natural gas	1,322	1,188	134	10.1
ALYESKA RESORT	Amusement & recreation services	982	737	245	24.9
ALYESKA SALES & SERVICE	Automotive dealers & gasoline service stations	28	25	3	10.7
ALYESKA SEAFOODS INC	Food and kindred products	412	139	273	66.3
ALZHEIMERS ASSOC AK CHAPTER	Social services	167	154	13	7.8
AM/PM CLEANING & MAINTENANCE	Business services	20	15	5	25.0
AMAK TOWING CO INC	Water transportation	35	30	5	14.3
AMBLER CITY OF	Executive, legislative & general government except finance	66	60	6	9.1
AMER COLLEGE TESTING PROGRAM	Engineering, accounting research mgmt and related services	94	89	5	5.3
AMER EDUC COMPLEX	Educational services	106	74	32	30.2
AMER EXPRESS TRAVEL RELATED SV	Transportation services	93	85	8	8.6

Resident and Nonresident Workers by Firm-Alaska 1996
Firms with 20 or More Workers

Employer	Industry	Total Workers	Resident Workers	Nonresident Workers	Percent Nonresident
AMER GREETINGS CORP	Wholesale trade-nondurable goods	127	117	10	7.9
AMER LANDSCAPING CO INC	Agricultural services	24	22	2	8.3
AMER LEGION CLUB THE	Membership organizations	31	30	1	3.2
AMER LEGION POST #20	Membership organizations	26	24	2	7.7
AMER LEGION POST 33 PETERS CK	Membership organizations	24	21	3	12.5
AMER LINEN	Personal services	221	185	36	16.3
AMER MECH INC/AOKI BROTHER CON	Construction-special trade contractors	75	69	6	8.0
AMER MECHANICAL INC	Construction-special trade contractors	122	107	15	12.3
AMER MOBILE NURSES INC	Health services	25	1	24	96.0
AMER NATL RED CROSS-NATL HDQTR	Social services	42	28	14	33.3
AMER PRESIDENT LINES LTD	Water transportation	214	150	64	29.9
AMER RETAIL SYSTEMS INC	Wholesale trade-durable goods	23	19	4	17.4
AMER TIRE WAREHOUSE INC	Automotive dealers & gasoline service stations		62	5	7.5
AMERICAN ARCTIC CO	Mining and quarrying of nonmetallic minerals, except fuels	22	16	6	27.3
AMERICAN DIVERS INC	Business services	45	40	5	11.1
AMERICAN FAST FREIGHT INC	Motor freight transportation & warehousing	129	114	15	11.6
AMERICAN PEST MANAGEMENT	Business services	20	19	1	5.0
AMERICAN RED CROSS	Social services	34	30	4	11.8
AMERICAN SIGN & LIGHTING	Business services	44	38	6	13.6
AMERICAN TELECASTING INC	Communications	31	24	7	22.6
AMERICAN VILLAGE OF AK INC	Food stores	78	64	14	17.9
AMERICANS BEST CONTACTS & EYE	Miscellaneous retail	25	22	3	12.0
AMERIGAS PROPANE INC	Miscellaneous retail	36	33	3	8.3
AMF EAST 40 BOWL	Amusement & recreation services	88	73	15	17.0
AMTEC INC	Engineering, accounting research mgmt and related services	32	26	6	18.8
ANAKTUVUK PASS VILLAGE COUNCIL	Membership organizations	65	60	5	7.7
ANB GRAND CAMP SCHOLARSHIP	Amusement & recreation services	22	20	2	9.1
ANCH 5TH AVE KAY BEE TOY INC	Miscellaneous retail	35	27	8	22.9
ANCH CENTER FOR FAMILIES	Social services	100	94	6	6.0
ANCH CHRYSLER CENTER INC	Automotive dealers & gasoline service stations	222	200	22	9.9
ANCH COLD STORAGE CO INC	Wholesale trade-nondurable goods	319	298	21	6.6
ANCH COMM MENTAL HLTH SVC INC	Health services	254	238	16	6.3
ANCH COMMUN EDUC ADVISORY	Social services	29	22	7	24.1
ANCH COMMUNITY INTERNISTS	Health services	21	20	1	4.8
ANCH CONCERT ASSOC INC	Amusement & recreation services	71	58	13	18.3
ANCH CONV & VISITORS BUREAU	Membership organizations	109	100	9	8.3
ANCH DAILY NEWS INC	Printing, publishing and allied industries	876	778	98	11.2
ANCH DOOR & DOCK SVC	Construction-special trade contractors	21	14	7	33.3
ANCH ENTERPRISES INC	Construction-special trade contractors	73	60	13	17.8
ANCH EYE & CONTACT LENS CENTER	Miscellaneous retail	48	43	5	10.4
ANCH FRACTURE & ORTHOPEDIC CL	Health services	49	46	3	6.1
ANCH GYMNASTICS ASSOCIATION	Amusement & recreation services	64	49	15	23.4
ANCH HILTON HOTEL	Hotels, rooming houses, camps and other lodging places	580	499	81	14.0
ANCH INN INC	Eating & drinking places	138	108	30	21.7
ANCH INTERNATIONAL INN	Hotels, rooming houses, camps and other lodging places	131	105	26	19.8
ANCH INVENTORY SERVICE	Business services	135	113	22	16.3
ANCH LANDSCAPING & MAINT	Agricultural services	24	19	5	20.8
ANCH LITERACY PROJECT	Educational services	20	19	1	5.0
ANCH MEDICAL & SURGICAL CLINIC	Health services	45	40	5	11.1
ANCH MONTESSORI SCHOOL IN	Social services	53	46	7	13.2
ANCH MOOSE LODGE #1534	Membership organizations	32	28	4	12.5

**Resident and Nonresident Workers by Firm-Alaska 1996
Firms with 20 or More Workers**

Employer	Industry	Total Workers	Resident Workers	Nonresident Workers	Percent Nonresident
ANCH MUTUAL HOUSING ASSOC	Nondepository credit institutions	83	74	9	10.8
ANCH NEIGHBORHOOD HEALTH CTR	Health services	129	119	10	7.8
ANCH NISSAN INC	Automotive dealers & gasoline service stations	379	321	58	15.3
ANCH OPERA	Amusement & recreation services	34	30	4	11.8
ANCH PARKING AUTHORITY	Executive, legislative & general government except finance	80	78	2	2.5
ANCH PEDIATRIC GROUP	Health services	33	33	0	0.0
ANCH PRINTING INC	Printing, publishing and allied industries	46	41	5	10.9
ANCH RACQUET CLUB INC	Amusement & recreation services	92	84	8	8.7
ANCH REFUSE INC	Electric, gas & sanitary services	198	184	14	7.1
ANCH REPROGRAPHICS CENTER INC	Business services	34	31	3	8.8
ANCH ROOFING & CONTR INC	Construction-special trade contractors	72	60	12	16.7
ANCH SAND & GRAVEL CO INC	Mining and quarrying of nonmetallic minerals, except fuels	158	149	9	5.7
ANCH SCHOOL DISTRICT 9011	Educational services	8,100	7,741	359	4.4
ANCH SENIOR CENTER	Social services	52	46	6	11.5
ANCH SPORTS ASSOCIATION	Amusement & recreation services	21	19	2	9.5
ANCH SUPER 8 MOTEL	Hotels, rooming houses, camps and other lodging places	34	23	11	32.4
ANCH SYMPHONY ORCHESTRA INC	Amusement & recreation services	31	27	4	12.9
ANCH TANK & WELDING INC	Fabricated metal products except machinery and transportation ec	23	20	3	13.0
ANCH TRUE VALUE HARDWARE	Building materials, hardware, garden supply & mobile home deale	43	41	2	4.7
ANCH WOMENS CLINIC AT PROV LLC	Health services	30	29	1	3.3
ANCH YAMAHA INC	Automotive dealers & gasoline service stations	25	22	3	12.0
ANCH YOUTH HOSTEL AYH INC	Hotels, rooming houses, camps and other lodging places	24	13	11	45.8
ANCHOR HOUSE	Social services	22	17	5	22.7
ANCHOR RIVER INN INC	Hotels, rooming houses, camps and other lodging places	79	61	18	22.8
ANCHORAGE #2 ROYAL FORK BUFFET	Eating & drinking places	174	151	23	13.2
ANCHORAGE AUCTION COMPANY	Miscellaneous retail	21	17	4	19.0
ANCHORAGE RENT A CAR	Automotive repair, services & parking	97	79	18	18.6
ANDERS CACHE VLY CTR CHENA V	Food stores	23	18	5	21.7
ANDERSEN CONSULTING LLP	Engineering, accounting research mgmt and related services	25	24	1	4.0
ANDERSON BROTHERS CONSTRUCTION	Electric, gas & sanitary services	27	26	1	3.7
ANDERSON CITY OF	Executive, legislative & general government except finance	43	37	6	14.0
ANDERSON TUG & BARGE CO	Water transportation	28	26	2	7.1
ANDERSONS FIREWEED LODGE INC	Hotels, rooming houses, camps and other lodging places	21	15	6	28.6
ANDREAFSKI TOWNSITE WOMENS CLU	Amusement & recreation services	26	25	1	3.8
ANDY FRAIN SERVICES INC	Transportation by air	127	105	22	17.3
ANDYS	General merchandise stores	52	42	10	19.2
ANGELOS EXPRESS	Eating & drinking places	33	29	4	12.1
ANGOON CITY OF	Executive, legislative & general government except finance	68	60	8	11.8
ANGOON TRADING CO INC	General merchandise stores	52	50	2	3.8
ANIAK DAY CARE ASSN INC	Social services	21	21	0	0.0
ANITA SHOPS INC	Apparel & accessory stores	42	35	7	16.7
ANNABELLES INC	Eating & drinking places	90	52	38	42.2
ANNETTE ISLAND SCHOOL DIST	Educational services	141	126	15	10.6
ANVIK CITY OF	Executive, legislative & general government except finance	36	36	0	0.0
APOCALYPSE DESIGN INC	Apparel & accessory stores	31	23	8	25.8
APOLLO RESTAURANT & MARINA RES	Eating & drinking places	40	24	16	40.0
APPLIANCE SVC CTR INC	Miscellaneous repair services	30	22	8	26.7
APPLIED DATA TECHNOLOGY INC	Business services	24	21	3	12.5
APPLIED TECHNOLOGY ASSOCIATES	Engineering, accounting research mgmt and related services	54	51	3	5.6
APRIA HEALTHCARE INC	Business services	31	27	4	12.9
ARAMARK EDUCATIONAL GROUP INC	Eating & drinking places	232	175	57	24.6

**Resident and Nonresident Workers by Firm-Alaska 1996
Firms with 20 or More Workers**

Employer	Industry	Total Workers	Resident Workers	Nonresident Workers	Percent Nonresident
ARAMARK LEISURE SVCS GROUP INC	Eating & drinking places	1,259	269	990	78.6
ARBYS DIMOND CNT	Eating & drinking places	78	70	8	10.3
ARC N SPARK WELDING INC	Miscellaneous repair services	24	20	4	16.7
ARC OF ANCHORAGE THE	Social services	354	305	49	13.8
ARCHDIOCESE OF ANCHORAGE	Membership organizations	81	72	9	11.1
ARCHTECH SERVICES INC	Construction-special trade contractors	21	18	3	14.3
ARCO AK INC	Oil and gas extraction	1,682	1,393	289	17.2
ARCO TRANSPORTATION AK INC	Pipelines, except natural gas	45	42	3	6.7
ARCTECH SERVICES	Construction-special trade contractors	36	31	5	13.9
ARCTIC ALIGN/LAST FRONTIER BAR	Eating & drinking places	20	14	6	30.0
ARCTIC BOWL/300 CLUB	Amusement & recreation services	51	47	4	7.8
ARCTIC BUILDERS SOURCE INC	Building materials, hardware, garden supply & mobile home deale	32	28	4	12.5
ARCTIC CAMPS & EQUIPMENT	Building materials, hardware, garden supply & mobile home deale	101	89	12	11.9
ARCTIC CATERING INC	Eating & drinking places	52	39	13	25.0
ARCTIC CIRCLE AIR SERVICE INC	Transportation by air	54	45	9	16.7
ARCTIC CIRCLE ENTS INC	Wholesale trade-durable goods	96	84	12	12.5
ARCTIC COURIERS INC	Transportation by air	32	29	3	9.4
ARCTIC ELECTRIC INC	Construction-special trade contractors	27	25	2	7.4
ARCTIC FLAME CANDLE CO	Miscellaneous retail	21	15	6	28.6
ARCTIC GEOSCIENCE INC	Miscellaneous services	22	17	5	22.7
ARCTIC GLAZING CONTRACTORS	Construction-special trade contractors	41	39	2	4.9
ARCTIC GYMNASTICS	Amusement & recreation services	62	51	11	17.7
ARCTIC GYMNASTICS CENTER	Amusement & recreation services	59	53	6	10.2
ARCTIC INSULATION INC	Construction-special trade contractors	25	19	6	24.0
ARCTIC INTL SERVICES INC	Building construction-general contractors and operative builders	25	21	4	16.0
ARCTIC OFFICE MACHINES CO INC	Wholesale trade-nondurable goods	119	106	13	10.9
ARCTIC PIZZA	Eating & drinking places	44	25	19	43.2
ARCTIC RECREATIONAL DIST INC	Wholesale trade-durable goods	46	44	2	4.3
ARCTIC ROADRUNNER INC THE	Eating & drinking places	57	54	3	5.3
ARCTIC ROSE CONSTRUCTION	Business services	70	63	7	10.0
ARCTIC SLOPE INSPECTION SVCS	Oil and gas extraction	108	71	37	34.3
ARCTIC SLOPE NATIVE ASSOC LTD	Membership organizations	94	81	13	13.8
ARCTIC SLOPE REGIONAL CORP	Holding & other investment offices	136	126	10	7.4
ARCTIC SLOPE TEL ASSOC COOP	Communications	33	26	7	21.2
ARCTIC STAR DISTRIBUTING INC	Wholesale trade-nondurable goods	21	19	2	9.5
ARCTIC SUN DISTRIBUTORS INC	Wholesale trade-nondurable goods	26	23	3	11.5
ARCTIC SUPPLY CO INC	Wholesale trade-durable goods	38	37	1	2.6
ARCTIC SURVEYS	Engineering, accounting research mgmt and related services	21	19	2	9.5
ARCTIC VALLEY ELECTRIC LLC	Construction-special trade contractors	22	16	6	27.3
ARDINGERS STUDIO THE HOUSE OF	Miscellaneous retail	36	27	9	25.0
ARETE CONSTRUCTION CORP	Heavy construction other than building construction-contractors	53	46	7	13.2
ARG ENTERPRISES INC	Eating & drinking places	215	174	41	19.1
ARMADILLO TEXMEX CAFE	Eating & drinking places	37	21	16	43.2
ARMSTRONG KETA INC	Fishing, hunting and trapping	24	16	8	33.3
ARNELL ICM CO	Building construction-general contractors and operative builders	29	27	2	6.9
ARROW CONSTRUCTION	Construction-special trade contractors	33	20	13	39.4
ARROW REFUSE INC	Motor freight transportation & warehousing	48	28	20	41.7
ARROW TRANSPORTATION INT INC	Motor freight transportation & warehousing	62	56	6	9.7
ARROWHEAD TAXI	Local & suburban transit & interurban highway passenger transpor	26	21	5	19.2
ARROWHEAD TRANSFER INC	Motor freight transportation & warehousing	129	126	3	2.3
ART SERVICES NORTH	Business services	27	26	1	3.7

**Resident and Nonresident Workers by Firm-Alaska 1996
Firms with 20 or More Workers**

Employer	Industry	Total Workers	Resident Workers	Nonresident Workers	Percent Nonresident
ARTIQUE LIMITED	Miscellaneous retail	26	22	4	15.4
ASBESTOS REMVL SPEC OF AK INC	Construction-special trade contractors	35	29	6	17.1
ASC PAC INC	Fabricated metal products except machinery and transportation ec	25	23	2	8.0
ASCG INC	Engineering, accounting research mgmt and related services	205	177	28	13.7
ASEA/AFSCME LOCAL 52	Membership organizations	23	23	0	0.0
ASIA GARDEN	Eating & drinking places	27	19	8	29.6
ASKINUK MISC RETAIL STORE	General merchandise stores	41	38	3	7.3
ASP SVEND	Wholesale trade-nondurable goods	31	13	18	58.1
ASPLUND SUPPLY INC	Wholesale trade-durable goods	36	31	5	13.9
ASPLUNDH TREE EXPERT CO	Agricultural services	20	20	0	0.0
ASRC-CONTRACTING CO INC	Heavy construction other than building construction-contractors	43	35	8	18.6
ASSOC OF VILLAGE COUNCIL PRES	Membership organizations	319	314	5	1.6
ASSOCIATED BUILDERS INC	Building construction-general contractors and operative builders	27	20	7	25.9
ATHABASCAN TRIBAL GOVNT COUNCI	Membership organizations	133	125	8	6.0
ATKA CITY OF	Executive, legislative & general government except finance	21	19	2	9.5
ATKA PRIDE SEAFOODS INC	Food and kindred products	37	31	6	16.2
ATKINSON CONWAY GAGNON	Legal services	29	28	1	3.4
ATLANTIC RICHFIELD COMPANY	Oil and gas extraction	445	284	161	36.2
ATLAS AK INC	Wholesale trade-nondurable goods	43	26	17	39.5
ATMAUTLUAK LIMITED	General merchandise stores	27	27	0	0.0
ATMAUTLUAK TRADITIONAL COUNCIL	Membership organizations	47	46	1	2.1
ATMAUTLUAK WATER & SEWER PROJ	Heavy construction other than building construction-contractors	32	31	1	3.1
ATQASUK CORPORATION	Holding & other investment offices	35	34	1	2.9
AUDIO VIDEO INC	Wholesale trade-durable goods	33	29	4	12.1
AUK NU MARINE SVCS LLC	Water transportation	24	20	4	16.7
AURORA ANIMAL CLINIC INC	Agricultural services	24	20	4	16.7
AURORA ELECTRIC INC	Construction-special trade contractors	131	117	14	10.7
AURORA EXPRESS	Motor freight transportation & warehousing	35	31	4	11.4
AURORA KEYBOARDS SALES INC	Home furniture, furnishings & equipment stores	21	15	6	28.6
AURORA OLDSMOBILE PONTIAC GMC	Automotive dealers & gasoline service stations	79	70	9	11.4
AURORA PAINTING	Construction-special trade contractors	58	48	10	17.2
AURORA TRANSPORTATION SVC/TOWI	Automotive repair, services & parking	35	30	5	14.3
AUTHENTIC AK CRAFT INC	Miscellaneous retail	30	28	2	6.7
AUTO SERVICES CO INC	Automotive dealers & gasoline service stations	90	83	7	7.8
AVALON DEVELOPMENT CORP	Miscellaneous services	28	21	7	25.0
AVCP HOUSING AUTHORITY	Real estate	426	414	12	2.8
AWARE SHELTER INC	Social services	53	43	10	18.9
AZACHOROK INC	Holding & other investment offices	41	35	6	14.6
B C D CONSTRUCTION INC	Building construction-general contractors and operative builders	23	18	5	21.7
B CALM INC	Automotive repair, services & parking	20	17	3	15.0
B E T INC	Eating & drinking places	26	22	4	15.4
B P O ELKS 1551	Membership organizations	33	26	7	21.2
B P O ELKS 1595	Membership organizations	25	25	0	0.0
B&B CERTIFIED WELDING INC	Miscellaneous repair services	24	17	7	29.2
B&B JANITORIAL	Business services	34	31	3	8.8
B&C SUPPLY STORES/AK AUTO INC	Wholesale trade-durable goods	179	166	13	7.3
B&D ESPRESSO	Eating & drinking places	20	15	5	25.0
B&M INC	Eating & drinking places	76	70	6	7.9
B-B MANAGEMENT GROUP	Health services	20	19	1	5.0
BABBAGES	Home furniture, furnishings & equipment stores	30	26	4	13.3
BABS 5TH AVENUE BAKERY	Food stores	28	24	4	14.3

**Resident and Nonresident Workers by Firm-Alaska 1996
Firms with 20 or More Workers**

Employer	Industry	Total Workers	Resident Workers	Nonresident Workers	Percent Nonresident
BACARS	Eating & drinking places	20	11	9	45.0
BACK DOOR LOUNGE	Eating & drinking places	26	21	5	19.2
BADGER DEN INC	Eating & drinking places	28	22	6	21.4
BAGEL FACTORY INC THE	Eating & drinking places	44	33	11	25.0
BAGOYS FLORIST INC	Miscellaneous retail	35	28	7	20.0
BAIRE INC	Business services	53	35	18	34.0
BAKE SHOP THE	Eating & drinking places	46	35	11	23.9
BAKER AVIATION INC	Transportation by air	101	85	16	15.8
BAKER HUGHES OILFIELD OPERATIO	Wholesale trade-durable goods	94	51	43	45.7
BAKERY RESTAURANT INC THE	Eating & drinking places	62	50	12	19.4
BAMBOO RESTAURANT INC THE	Eating & drinking places	28	19	9	32.1
BANK OF AMERICA ALASKA	Depository institutions	209	192	17	8.1
BANKSTON & MCCOLLUM PC	Legal services	27	25	2	7.4
BAR B Q PIT THE	Eating & drinking places	45	35	10	22.2
BARABARA CONSTRUCTION CO	Building construction-general contractors and operative builders	24	22	2	8.3
BARNES & NOBLE SUPERSTORES INC	Miscellaneous retail	126	93	33	26.2
BARNEY & BERGLIN INC	Building construction-general contractors and operative builders	134	112	22	16.4
BAROID DRILLING FLUIDS INC	Oil and gas extraction	70	47	23	32.9
BARRATT INNS INC	Hotels, rooming houses, camps and other lodging places	187	160	27	14.4
BARROW CITY OF	Executive, legislative & general government except finance	135	117	18	13.3
BARROW NATIVE VILLAGE OF	Membership organizations	54	49	5	9.3
BARROW UTILITIES & ELEC COOP	Electric, gas & sanitary services	83	75	8	9.6
BARTLETT MEMORIAL HOSPITAL	Health services	360	327	33	9.2
BASKIN ROBBINS	Eating & drinking places	23	18	5	21.7
BASKIN ROBBINS #8040	Eating & drinking places	21	17	4	19.0
BASKIN ROBBINS #8045	Eating & drinking places	27	21	6	22.2
BASKIN ROBBINS 8045	Nonclassifiable establishments	25	19	6	24.0
BAUGH CONSTRUCTION & ENGR CO	Building construction-general contractors and operative builders	62	58	4	6.5
BAXTER BRUCE & BRAND	Legal services	20	17	3	15.0
BAYSHORE OWNERS ASSN	Membership organizations	44	43	1	2.3
BC EXCAVATING INC	Construction-special trade contractors	31	29	2	6.5
BEACHY CONSTRUCTION INC	Building construction-general contractors and operative builders	33	26	7	21.2
BEANS CAFE INC	Social services	34	27	7	20.6
BEAR PAW COFFEE COMPANY	Eating & drinking places	24	17	7	29.2
BEAUTY BAY AK CORP	Food and kindred products	34	6	28	82.4
BEAVER LAKE TRAIL RIDES	Amusement & recreation services	30	10	20	66.7
BEAVER SPORTS	Miscellaneous retail	95	74	21	22.1
BEAVER VILLAGE COUNCIL	Membership organizations	46	45	1	2.2
BEEHIVE MINING CORP	Metal mining	22	0	22	100.0
BEESON PLUMBING INC	Construction-special trade contractors	22	20	2	9.1
BEK INC	Construction-special trade contractors	78	67	11	14.1
BEKINS MOVING & STORAGE CO INC	Motor freight transportation & warehousing	43	38	5	11.6
BELARDE BROS CONCRETE CO	Construction-special trade contractors	56	43	13	23.2
BELLA VISTA PIZZERIA & RESTAUR	Eating & drinking places	36	29	7	19.4
BEN A THOMAS INC AK DIVISION	Lumber and wood products, except furniture	298	109	189	63.4
BEN FRANKLIN CRAFTS #5611	Miscellaneous retail	27	24	3	11.1
BEN FRANKLIN STORE	General merchandise stores	20	20	0	0.0
BEN LOMOND INC	Real estate	59	50	9	15.3
BENJAMINS STORE INC	Food stores	50	39	11	22.0
BENTHEIMER ENGIN OF AK INC	Engineering, accounting research mgmt and related services	35	17	18	51.4
BERING AIR INCORPORATED	Transportation by air	80	70	10	12.5

Resident and Nonresident Workers by Firm-Alaska 1996
Firms with 20 or More Workers

Employer	Industry	Total Workers	Resident Workers	Nonresident Workers	Percent Nonresident
BERING PACIFIC/RED SAMM CONST	Heavy construction other than building construction-contractors	24	15	9	37.5
BERING SEA ANIMAL CLINIC	Agricultural services	38	35	3	7.9
BERING SEA FISHERIES INC	Food and kindred products	89	66	23	25.8
BERING SEA REINDEER PRODUCTS	Food and kindred products	76	74	2	2.6
BERING SEA WOMENS GROUP	Social services	30	23	7	23.3
BERING STRAIT SCHOOL DIST	Educational services	927	878	49	5.3
BERING STRAITS DEVELOP CORP	Real estate	36	31	5	13.9
BERING STRAITS REG HOUS AUTH	Administration of environmental quality & housing programs	108	98	10	9.3
BESCOMCI JV	Heavy construction other than building construction-contractors	48	41	7	14.6
BEST FRIENDS DAY CARE	Social services	23	20	3	13.0
BEST JANITORIAL SERVICE THE	Business services	32	11	21	65.6
BEST TRANSIT MIX INC	Stone, clay, glass and concrete products	31	26	5	16.1
BEST WESTERN LAKE LUCILLE INN	Hotels, rooming houses, camps and other lodging places	189	161	28	14.8
BEST WN BIDARKA INN/BELUGA LAK	Hotels, rooming houses, camps and other lodging places	88	65	23	26.1
BETHCO CONSOLIDATED INC	Motor freight transportation & warehousing	115	101	14	12.2
BETHEL BROADCASTING INC	Communications	73	63	10	13.7
BETHEL CITY OF	Executive, legislative & general government except finance	149	133	16	10.7
BETHEL COMMUNITY SVC INC	Social services	134	119	15	11.2
BETHEL FAMILY CLINIC	Health services	21	14	7	33.3
BETHEL GROUP HOME INC	Social services	31	22	9	29.0
BETHEL NATIVE CORPORATION	Holding & other investment offices	24	21	3	12.5
BETHEL UTILITIES CORP INC	Electric, gas & sanitary services	22	20	2	9.1
BETTER BUS BUREAU OF AK INC	Membership organizations	32	28	4	12.5
BETTLES LODGE INC	Wholesale trade-nondurable goods	20	10	10	50.0
BETTY ELIASON CHILD CARE CENTE	Social services	35	26	9	25.7
BICKNELL INC	Construction-special trade contractors	93	84	9	9.7
BICYCLE SHOP INC THE	Miscellaneous retail	25	20	5	20.0
BIDS DIVERSIFY SERVICE	Eating & drinking places	22	21	1	4.5
BIG BROTHERS BIG SISTERS INC	Social services	59	48	11	18.6
BIG DIPPER	Automotive repair, services & parking	21	21	0	0.0
BIG G ELEC & ENGINEERING INC	Construction-special trade contractors	36	31	5	13.9
BIG JOHNS OF SOLDOTNA INC	Automotive dealers & gasoline service stations	28	25	3	10.7
BIG LAKE SUPER STORE	General merchandise stores	44	37	7	15.9
BIG LAKE VETERINARY CLINIC	Agricultural services	21	17	4	19.0
BIG M CORPORATION	Heavy construction other than building construction-contractors	33	27	6	18.2
BIG SKY FIRE PROTECTION INC	Construction-special trade contractors	49	43	6	12.2
BIG STATE LOGISTICS INC	Miscellaneous retail	42	40	2	4.8
BIG THREE LINCOLN ALASKA INC	Wholesale trade-durable goods	47	47	0	0.0
BIG WAYNES SERVICES	Construction-special trade contractors	31	26	5	16.1
BILLS DISTRIBUTING INC	Wholesale trade-nondurable goods	63	55	8	12.7
BINGLE MEMORIAL CAMP	Hotels, rooming houses, camps and other lodging places	20	12	8	40.0
BIRCH HORTON BITTNER & CHEROT	Legal services	68	57	11	16.2
BIRDS ETC	Miscellaneous retail	37	31	6	16.2
BJ SERVICES COMPANY USA	Oil and gas extraction	73	21	52	71.2
BLACK ANGUS INN INC	Hotels, rooming houses, camps and other lodging places	24	21	3	12.5
BLACK ANGUS STEAK HOUSE	Eating & drinking places	31	27	4	12.9
BLACK GOLD EXPRESS	Motor freight transportation & warehousing	34	28	6	17.6
BLACK GOLD INSULATION	Construction-special trade contractors	31	29	2	6.5
BLAZY CONSTRUCTION	Building construction-general contractors and cooperative builders	52	47	5	9.6
BLOCKBUSTER VIDEO	Motion pictures	331	271	60	18.1
BLOMFIELD COMPANY THE	Building construction-general contractors and cooperative builders	28	25	3	10.7

**Resident and Nonresident Workers by Firm-Alaska 1996
Firms with 20 or More Workers**

Employer	Industry	Total Workers	Resident Workers	Nonresident Workers	Percent Nonresident
BLONDIES CAFE	Eating & drinking places	31	17	14	45.2
BLOOD BANK OF AK INC	Health services	52	41	11	21.2
BLUE WAVE SEAFOODS INC	Food and kindred products	162	2	160	98.8
BMJ ENTERPRISES	Business services	51	43	8	15.7
BNC INTERNATIONAL INC	Construction-special trade contractors	22	20	2	9.1
BNO MAINT CO	Business services	20	14	6	30.0
BOARD OF TRADE INC	Building construction-general contractors and operative builders	32	29	3	9.4
BOARDLINE INC	Miscellaneous retail	27	24	3	11.1
BOARDWALK WILDERNESS LODGE	Hotels, rooming houses, camps and other lodging places	23	15	8	34.8
BOART LONGYEAR COMPANY	Metal mining	83	52	31	37.3
BOAT COMPANY LTD THE	Amusement & recreation services	27	3	24	88.9
BOBS DISTRIBUTING CO INC	Wholesale trade-nondurable goods	69	61	8	11.6
BOBS PAWN SHOP INC	Miscellaneous retail	68	60	8	11.8
BOBS SERVICES INC	Miscellaneous repair services	42	37	5	11.9
BODYWORKS FITNESS CENTER INC	Amusement & recreation services	27	21	6	22.2
BOGLE & GATES P L L C	Legal services	52	46	6	11.5
BOMBAY HOUSE	Eating & drinking places	30	27	3	10.0
BONANZA COUNTRY STORE	Automotive dealers & gasoline service stations	64	59	5	7.8
BONANZA LODGE	Hotels, rooming houses, camps and other lodging places	48	37	11	22.9
BONIFACE BINGO	Amusement & recreation services	44	37	7	15.9
BONIFACE CHEVRON	Automotive dealers & gasoline service stations	22	20	2	9.1
BORDERS INC	Miscellaneous retail	116	96	20	17.2
BOREALIS MOVING & STORAGE INC	Motor freight transportation & warehousing	109	100	9	8.3
BORG-WARNER PROT SERVICES CORP	Business services	77	62	15	19.5
BOSCOS	Miscellaneous retail	60	55	5	8.3
BOSLOUGH CONSTRUCTION INC	Building construction-general contractors and operative builders	95	83	12	12.6
BOUNDS ELECTRIC & ENTERPRISES	Construction-special trade contractors	30	25	5	16.7
BOWERS OFFICE PRODUCTS INC	Wholesale trade-durable goods	67	54	13	19.4
BOWHEAD INC	Motion pictures	25	22	3	12.0
BOX OFFICE VIDEO	Motion pictures	72	58	14	19.4
BOYER TOWING INC	Water transportation	115	66	49	42.6
BOYS & GIRLS CLUBS OF AK	Membership organizations	111	96	15	13.5
BP EXPLORATION ALASKA INC	Oil and gas extraction	1,411	920	491	34.8
BRADLEY COMMUNICATIONS INC	Business services	41	38	3	7.3
BRADY & COMPANY	Insurance agents, brokers & service	54	53	1	1.9
BREAKWATER INN INC	Hotels, rooming houses, camps and other lodging places	108	82	26	24.1
BRECHAN ENTERPRISES INC	Heavy construction other than building construction-contractors	67	63	4	6.0
BREEZE IN CORPORATION	Miscellaneous retail	65	53	12	18.5
BREVIG MISSION CITY COUNCIL	Executive, legislative & general government except finance	44	43	1	2.3
BREWS BROTHER THE LLC	Eating & drinking places	194	149	45	23.2
BREWSTERS DEPT STORE INC	General merchandise stores	44	32	12	27.3
BRICE INC	Heavy construction other than building construction-contractors	103	89	14	13.6
BRIDGESTONE/FIRESTONE INC	Wholesale trade-durable goods	21	20	1	4.8
BRIGHT STAR CLEANING SVC	Business services	23	16	7	30.4
BRISTOL BAY AREA HEALTH CORP	Health services	443	402	41	9.3
BRISTOL BAY BOROUGH	Executive, legislative & general government except finance	78	72	6	7.7
BRISTOL BAY BOROUGH SCHOOL	Educational services	130	114	16	12.3
BRISTOL BAY CONTRACTORS INC	Motor freight transportation & warehousing	45	24	21	46.7
BRISTOL BAY HOUSING AUTHORITY	Real estate	107	104	3	2.8
BRISTOL BAY LODGE INC	Hotels, rooming houses, camps and other lodging places	34	3	31	91.2
BRISTOL BAY NATIVE ASSOC	Membership organizations	384	372	12	3.1

Resident and Nonresident Workers by Firm-Alaska 1996
Firms with 20 or More Workers

Employer	Industry	Total Workers	Resident Workers	Nonresident Workers	Percent Nonresident
BRISTOL BAY NATIVE CORP INC	Holding & other investment offices	25	25	0	0.0
BRISTOL BAY TELEPHONE COOP INC	Communications	26	20	6	23.1
BRISTOL ENVIRONMENTAL SVC CORP	Engineering, accounting research mgmt and related services	22	20	2	9.1
BRISTOL INN	Hotels, rooming houses, camps and other lodging places	24	23	1	4.2
BROMAR INC	Wholesale trade-nondurable goods	40	38	2	5.0
BROOKS RANGE SUPPLY INC	Wholesale trade-durable goods	24	16	8	33.3
BROWN & HAWKINS CORP	Apparel & accessory stores	21	14	7	33.3
BROWN & ROOT SVC	Engineering, accounting research mgmt and related services	35	35	0	0.0
BROWN & SONS AUTO PARTS INC	Automotive dealers & gasoline service stations	144	121	23	16.0
BROWN JUG INC	Miscellaneous retail	272	208	64	23.5
BROWNING TIMBER OF AK INC	Lumber and wood products, except furniture	228	124	104	45.6
BROWNS BUSLINE INC	Local & suburban transit & interurban highway passenger transport	37	33	4	10.8
BROWNS ELECTRICAL SUPPLY CO INC	Wholesale trade-durable goods	113	100	13	11.5
BRUCE L SAHAKIAN DMD	Health services	25	20	5	20.0
BTL PAYROLL INC	Engineering, accounting research mgmt and related services	44	40	4	9.1
BUCKLAND CITY COUNCIL	Executive, legislative & general government except finance	67	65	2	3.0
BUCKLAND NATIVE STORE	General merchandise stores	53	52	1	1.9
BUDGET RENT A CAR OF AK	Automotive repair, services & parking	59	49	10	16.9
BUGGY BANYA	Automotive dealers & gasoline service stations	27	26	1	3.7
BUILDERS BLOCK INC	Stone, clay, glass and concrete products	42	36	6	14.3
BUILDERS MILLWORK & SUPPLY INC	Building materials, hardware, garden supply & mobile home dealers	23	21	2	8.7
BUILDERS SERVICES INC	Heavy construction other than building construction-contractors	31	28	3	9.7
BULLWINKLES PIZZA PARLOR INC	Eating & drinking places	134	105	29	21.6
BUNKER & BUNKER	Local & suburban transit & interurban highway passenger transport	28	28	0	0.0
BURGER KING	Eating & drinking places	1,339	1,058	281	21.0
BURKESHORE MARINA INC	Automotive dealers & gasoline service stations	26	24	2	7.7
BURLINGTON COAT FACTORY WAREHOUSE	Apparel & accessory stores	310	242	68	21.9
BURLINGTON ENVIRONMENTAL	Engineering, accounting research mgmt and related services	33	31	2	6.1
BURR PEASE & KURTZ INC	Legal services	23	23	0	0.0
BUSH PAINTING INC	Construction-special trade contractors	49	38	10	20.8
BUSH PILOT RESTAURANT & LOUNGE	Eating & drinking places	37	32	5	13.5
BUSH TELL INC	Communications	35	34	1	2.9
BUSKIN RIVER INN INC	Hotels, rooming houses, camps and other lodging places	77	64	13	16.9
BUY N PACK SEAFOODS INC	Food and kindred products	32	20	12	37.5
BUZZ ROHLFING INC	Business services	24	20	4	16.7
BV INC	Eating & drinking places	214	114	100	46.7
BW/IP INTERNATIONAL INC	Miscellaneous repair services	20	18	2	10.0
BYERLY & KOCH CONSTRUCTION INC	Heavy construction other than building construction-contractors	25	24	1	4.0
BYRON BROTHERS CUTTING	Lumber and wood products, except furniture	31	19	12	38.7
C I C INC	Heavy construction other than building construction-contractors	29	28	1	3.4
C R ENTERPRISES	Automotive dealers & gasoline service stations	29	21	8	27.6
C R LEWIS COMPANY INC	Construction-special trade contractors	46	44	2	4.3
C&C CUSTODIAL INC	Business services	42	35	7	16.7
C&E BRADLEYS INC	Motor freight transportation & warehousing	26	20	6	23.1
C-XPRESS CORP	Motor freight transportation & warehousing	76	63	13	17.1
CACHE R US	Miscellaneous retail	20	13	7	35.0
CAFE CUPS	Eating & drinking places	27	23	4	14.8
CAFE DE PAR	Eating & drinking places	20	16	4	20.0
CAFE DE PARIS	Eating & drinking places	23	16	7	30.4
CAFE DEL MUNDO	Eating & drinking places	84	71	13	15.5
CAFE FONTE COFFEE COMPANY	Food stores	37	32	5	13.5

**Resident and Nonresident Workers by Firm-Alaska 1996
Firms with 20 or More Workers**

Employer	Industry	Total Workers	Resident Workers	Nonresident Workers	ABM CC Nonresident
CAFE OF THE LYON FAMILY	Eating & drinking places	37	31	6	16.2
CAL WORTHINGTON FORD INC	Automotive dealers & gasoline service stations	326	290	36	11.0
CALISTA CORPORATION	Holding & other investment offices	130	121	9	6.9
CALL EARL 1	Automotive dealers & gasoline service stations	90	73	17	18.9
CAMAI CHILDCARE INC	Social services	35	28	7	20.0
CAMAI MEDICAL PROVIDERS	Health services	20	16	4	20.0
CAMCO INTERNATIONAL INC	Oil and gas extraction	155	136	19	12.3
CAMELOT MUSIC INC	Home furniture, furnishings & equipment stores	33	27	6	18.2
CAMERON PLUMBING & HEATING INC	Construction-special trade contractors	45	38	7	15.6
CAMP FIRE AK COUNCIL	Membership organizations	425	356	69	16.2
CAMPBELL HOUSE RESTAURANT	Eating & drinking places	20	13	7	35.0
CAMPBELL TOWING CO INC	Water transportation	59	41	18	30.5
CAMPOBELLO INC	Eating & drinking places	20	19	1	5.0
CAN AK TRADING CO	General merchandise stores	21	14	7	33.3
CANNERY ROW INC	Food and kindred products	42	22	20	47.6
CAPE FOX CORPORATION	Holding & other investment offices	143	132	11	7.7
CAPE SMYTHE AIR SERVICE INC	Transportation by air	159	137	22	13.8
CAPITAL GLASS CO INC	Construction-special trade contractors	37	34	3	8.1
CAPITAL OFFICE SUPPLY	Wholesale trade-durable goods	91	75	16	17.6
CAPITOL COMM BROADCASTING INC	Communications	54	50	4	7.4
CAPTAIN COOK HOTEL THE	Hotels, rooming houses, camps and other lodging places	549	499	50	9.1
CAPTAINS CHOICE INC	Hotels, rooming houses, camps and other lodging places	25	23	2	8.0
CAPTAINS GALLEY	Eating & drinking places	36	29	7	19.4
CAPTAINS TABLE	Eating & drinking places	20	16	4	20.0
CARENET INC	Private households	32	27	5	15.3
CARGO SERVICES CO	Water transportation	353	161	192	54.4
CAHIBOU CAFE	Eating & drinking places	49	38	11	22.4
CARLILE ENTERPRISES INC.	Motor freight transportation & warehousing	366	318	48	13.1
CARLOS FINE MEXICAN RESTAURANT	Eating & drinking places	22	11	11	50.0
CARLOS TREE SERVICE INC	Agricultural services	41	36	5	12.2
CARLS BAYVIEW INN	Hotels, rooming houses, camps and other lodging places	28	23	5	17.9
CARLS INC	General merchandise stores	34	33	1	2.9
CARLSON SEAFOODS	Food and kindred products	37	14	23	62.2
CARR GOTTSTEIN FOODS CO	Food stores	5,505	4,799	706	12.8
CARR GOTTSTEIN PROP A PTRSHP	Real estate	20	15	5	25.0
CARTER & CARTER ENTERPRISES IN	Forestry	36	6	30	83.3
CASCADE CONVENIENCE CTR	Miscellaneous retail	26	19	7	26.9
CASCADE TRANS AK JV	Nonclassifiable establishments	21	18	3	14.3
CASH BARNER ARCHITECTS INC	Engineering, accounting research mgmt and related services	31	26	5	16.1
CASH BARNER USHER ARCHITECTS	Engineering, accounting research mgmt and related services	22	20	2	9.1
CASTLE	Eating & drinking places	71	63	8	11.3
CASTLE RESIDENCE INNS INC	Nonclassifiable establishments	28	22	6	21.4
CASTLETON ENTERPRISES INC	Business services	24	21	3	12.5
CATHOLIC BISHOP OF JUNEAU	Membership organizations	47	42	5	10.6
CATHOLIC BISHOP OF NRN ALASKA	Membership organizations	139	131	8	5.8
CATHOLIC COMMUNITY SVC INC	Social services	229	208	21	9.2
CATHOLIC SOCIAL SERVICES INC	Social services	153	140	13	8.5
CAVE ELECTRIC INC	Construction-special trade contractors	74	60	14	18.9
CBI GENERAL CONTRACTORS	Building construction-general contractors and operative builders	24	16	8	33.3
CCI INC	Oil and gas extraction	141	100	41	29.1
CDC/TAG	Business services	164	138	26	15.9

**Resident and Nonresident Workers by Firm-Alaska 1996
Firms with 20 or More Workers**

Employer	Industry	Total Workers	Resident Workers	Nonresident Workers	Percent Nonresident
CECIL INC	Eating & drinking places	113	84	29	25.7
CEDAR MANAGEMENT INC	Engineering, accounting research mgmt and related services	43	33	10	23.3
CEDARS	Miscellaneous retail	40	28	12	30.0
CEM LEASING INC	Miscellaneous retail	170	148	22	12.9
CENT PENIN COUNSELING SVCS	Health services	143	124	19	13.3
CENTER BOWL	Amusement & recreation services	52	47	5	9.6
CENTER FOR COMMUNITY	Social services	170	151	19	11.2
CENTRAL COUN TLINGIT & HAIDA	Holding & other investment offices	234	222	12	5.1
CENTRAL ENVIRONMENTAL INC	Construction-special trade contractors	85	78	7	8.2
CENTRAL PENINSULA GENERAL HOSP	Health services	345	322	23	6.7
CENTRAL PENINSULA SUBWAY INC	Eating & drinking places	60	54	6	10.0
CENTRAL PLUMBING & HEATING INC	Construction-special trade contractors	69	63	6	8.7
CENTRAL RENTS INC	Business services	25	22	3	12.0
CH2M HILL INC	Engineering, accounting research mgmt and related services	49	48	1	2.0
CHAIR FIVE INC	Eating & drinking places	51	26	25	49.0
CHALLENGE AK	Amusement & recreation services	21	21	0	0.0
CHANDLER PLUMBING & HEATING INC	Construction-special trade contractors	39	33	6	15.4
CHANNEL CLUB INC	Eating & drinking places	26	19	7	26.9
CHANNEL CONSTRUCTION INC	Heavy construction other than building construction-contractors	56	48	8	14.3
CHANNEL ELECTRIC INC	Construction-special trade contractors	31	26	5	16.1
CHANNEL SANITATION CORP	Electric, gas & sanitary services	42	41	1	2.4
CHARTER COLLEGE/PRUDHOE BAY JO	Educational services	90	87	3	3.3
CHARTER NORTH HOSPITAL INC	Health services	164	151	13	7.9
CHARTER NORTH STAR BEHAVIORAL	Engineering, accounting research mgmt and related services	211	194	17	8.1
CHATHAM SCHOOL DISTRICT	Educational services	195	172	23	11.8
CHAZ LTD	Automotive repair, services & parking	51	39	12	23.5
CHEFARNRMUTE INC	Holding & other investment offices	37	36	1	2.7
CHEFORNAK CITY OF	Executive, legislative & general government except finance	34	33	1	2.9
CHEFS INN	Eating & drinking places	62	45	17	27.4
CHELATNA LAKE LODGE	Hotels, rooming houses, camps and other lodging places	26	22	4	15.4
CHEMEX LABS INC	Engineering, accounting research mgmt and related services	27	17	10	37.0
CHEMTRACK SERVICE GROUP BETHEL	Electric, gas & sanitary services	22	13	9	40.9
CHEN MONG INC	Eating & drinking places	31	21	10	32.3
CHENEGA BAY IRA COUNCIL	Membership organizations	28	25	3	10.7
CHENEGA CORPORATION	Holding & other investment offices	29	23	6	20.7
CHERRIER & KING & INLET TOWERS	Hotels, rooming houses, camps and other lodging places	159	132	27	17.0
CHESTER VALLEY VET HOSP INC	Agricultural services	20	18	2	10.0
CHEVAK CITY OF	Executive, legislative & general government except finance	51	50	1	2.0
CHEVAK COMPANY STORE	General merchandise stores	46	42	4	8.7
CHEVAK TRADITIONAL COUNCIL	Membership organizations	76	74	2	2.6
CHEVAK WATER & SEWER PROJECT	Heavy construction other than building construction-contractors	24	24	0	0.0
CHEVRON STATIONS INC	Food stores	49	46	3	6.1
CHEZ RITZ	Personal services	30	28	2	6.7
CHI OF ALASKA INC	Insurance agents, brokers & service	23	22	1	4.3
CHIGNIK CITY OF	Executive, legislative & general government except finance	35	29	6	17.1
CHIGNIK LAKE VILLAGE COUNCIL	Membership organizations	28	24	4	14.3
CHIGNIK PRIDE FISHERIES	Food and kindred products	115	5	110	95.7
CHILDRENS CLINIC INC THE	Health services	20	18	2	10.0
CHILDRENS COMMUNITY CTR INC	Social services	22	21	1	4.5
CHILKAT ELECTRICAL CONST INC	Construction-special trade contractors	39	34	5	12.8
CHILKAT GUIDES LTD	Amusement & recreation services	67	25	42	62.7

**Resident and Nonresident Workers by Firm-Alaska 1996
Firms with 20 or More Workers**

Employer	Industry	Total Workers	Resident Workers	Nonresident Workers	Percent Nonresident
CHILKAT INDIAN VILLAGE	Membership organizations	23	20	3	13.0
CHILKOOT CHARLIES	Eating & drinking places	166	136	30	18.1
CHILKOOT GARDENS INC	Miscellaneous retail	28	21	7	25.0
CHILLYS RESTAURANT	Eating & drinking places	37	32	5	13.5
CHIMES SCHOOL INC	Social services	73	56	17	23.3
CHINA AIRLINES	Transportation by air	26	14	12	46.2
CHINA LIGHTS RESTAURANT	Eating & drinking places	31	26	5	16.1
CHINOOKS	Eating & drinking places	34	17	17	50.0
CHINURUK INC	General merchandise stores	24	24	0	0.0
CHISTOCHINA VILLAGE COUNCIL	Membership organizations	20	19	1	5.0
CHITINA NATIVE CORPORATION	Holding & other investment offices	24	23	1	4.2
CHITINA VILLAGE COUNCIL	Membership organizations	37	37	0	0.0
CHOCOLATE CHIPPERY	Food stores	22	15	7	31.8
CHOCOLATE PARTNERS	Food stores	28	25	3	10.7
CHUCK E CHEESE	Eating & drinking places	217	176	41	18.9
CHUCK EGGENER CONSULTING ENGR	Engineering, accounting research mgmt and related services	24	20	4	16.7
CHUCK HIGGINS CO	Real estate	20	17	3	15.0
CHUCKS BACKHOE INC	Construction-special trade contractors	22	14	8	36.4
CHUGACH AK CORP	Holding & other investment offices	40	37	3	7.5
CHUGACH DEVELOPMENT CORP INC	Engineering, accounting research mgmt and related services	117	70	47	40.2
CHUGACH ELECTRIC ASSN INC	Electric, gas & sanitary services	440	423	17	3.9
CHUGACH ENGINEERING INC	Engineering, accounting research mgmt and related services	47	41	6	12.8
CHUGACH PHYSICAL THERAPY INC	Health services	31	28	3	9.7
CHUGACH REGIONAL RESOURCES COM	Social services	69	62	7	10.1
CHUGACH SCHOOL DISTRICT	Educational services	56	47	9	16.1
CHUGACHMIUT	Membership organizations	165	158	7	4.2
CHUGIAK CHILDRENS SERVICE INC	Social services	87	84	3	3.4
CHUGIAK EAGLE RV ARCTIC WINTER	Amusement & recreation services	72	68	4	5.6
CHUGIAK SENIOR CITIZENS INC	Social services	90	82	8	8.9
CINAMERICA THEATRES LP	Motion pictures	160	146	14	8.8
CIRCLE DE LUMBER CO	Lumber and wood products, except furniture	79	69	10	12.7
CIRCLE HOT SPRINGS RESORT	Hotels, rooming houses, camps and other lodging places	23	17	6	26.1
CIRCLE PLUMBING HEATING INC	Construction-special trade contractors	33	29	4	12.1
CITY DOCK GRILL	Eating & drinking places	25	12	13	52.0
CITY ELECTRIC INC	Construction-special trade contractors	218	188	30	13.8
CITY EXPRESS & THE FARM B & B	Motor freight transportation & warehousing	34	29	5	14.7
CITY MARKET INC	Food stores	66	60	6	9.1
CITY MORTGAGE CORP	Nondepository credit institutions	153	147	6	3.9
CITY OF CLARKS POINT	Executive, legislative & general government except finance	22	19	3	13.6
CITY OF N'LLATO	Executive, legislative & general government except finance	37	35	2	5.4
CITY OF POINT HOPE BINGO	Amusement & recreation services	28	26	2	7.1
CLARKS FISH COMPANY	Wholesale trade-nondurable goods	27	0	27	100.0
CLASSIC AUTO REBUILDING	Automotive repair, services & parking	20	15	5	25.0
CLASSIC TOYS	Miscellaneous retail	29	27	2	6.9
CLEANSOILS AK INC	Agricultural services	32	25	7	21.9
CLEARWATER BAY CORP	Apparel & accessory stores	58	54	4	6.9
CLEARWATER ENVIRONMENTAL INC	Engineering, accounting research mgmt and related services	45	41	4	8.9
CLIPPERSHIP MOTORHOME RENTALS	Automotive repair, services & parking	26	23	3	11.5
CLUB 210 EAST	Eating & drinking places	20	18	2	10.0
CLUB CHINATOWN INC	Eating & drinking places	71	52	19	26.8
CLUB PARIS	Eating & drinking places	31	25	6	19.4

**Resident and Nonresident Workers by Firm-Alaska 1996
Firms with 20 or More Workers**

Employer	Industry	Total Workers	Resident Workers	Nonresident Workers	Percent Nonresident
CLUB RESTAURANT	Eating & drinking places	23	13	10	43.5
CLUB SODA	Eating & drinking places	23	20	3	13.0
COAST CRANE CO OF WA INC	Business services	21	21	0	0.0
COASTAL COLD STORAGE	Food and kindred products	29	20	9	31.0
COASTAL FREIGHT & SALVAGE INC	Water transportation	20	17	3	15.0
COASTAL TIRE COMPANY	Automotive dealers & gasoline service stations	41	35	6	14.6
COEUR ALASKA INC	Metal mining	33	26	7	21.2
COFFEE CATS	Eating & drinking places	21	19	2	9.5
COFFMAN ENGINEERS INC	Engineering, accounting research mgmt and related services	27	26	1	3.7
COHO PARK APARTMENTS	Real estate	23	19	4	17.4
COLD BAY WATER & SEWER PROJECT	Heavy construction other than building construction-contractors	29	22	7	24.1
COLD SPOTS FEEDS	Miscellaneous retail	20	14	6	30.0
COLDFOOT SVCS/ARCTIC ACRES INN	Automotive dealers & gasoline service stations	52	32	20	38.5
COLLEGE & HIGHLAND ANIMAL CLIN	Agricultural services	34	31	3	8.8
COLLEGE UTILITIES CORPORATION	Electric, gas & sanitary services	26	25	1	3.8
COLLINS CONSTR INC	Building construction-general contractors and operative builders	27	25	2	7.4
COLONY BUILDERS INC	Building construction-general contractors and operative builders	25	19	6	24.0
COLONY KITCHEN	Eating & drinking places	31	24	7	22.6
COLORADO STATE UNIVERSITY	Engineering, accounting research mgmt and related services	21	15	6	28.6
COLORTYME TV RENTAL	Business services	27	23	4	14.8
COLUMBIA ANALYTICAL SRVC INC	Engineering, accounting research mgmt and related services	34	28	6	17.6
COLUMBIA HELICOPTERS INC	Transportation by air	34	12	22	64.7
COLUMBIAN EMERALDS INT INC	Miscellaneous retail	35	18	17	48.6
COMANCHE CORPORATION	Heavy construction other than building construction-contractors	21	17	4	19.0
COMCO BROADCAST INC	Communications	100	93	7	7.0
COMFORT INN CHENA RIVER	Hotels, rooming houses, camps and other lodging places	58	49	9	15.5
COMFORT INN HERITAGE SUITES	Hotels, rooming houses, camps and other lodging places	90	70	20	22.2
COMINCO ALASKA INC	Metal mining	470	355	115	24.5
COMMERCIAL CONTRACTORS	Building materials, hardware, garden supply & mobile home deale	76	70	6	7.9
COMMERICAL CARPET CLEANERS	Personal services	30	24	6	20.0
COMMON THREADS	Social services	37	31	6	16.2
COMMUNICATION EQUIP & SRVC INC	Communications	36	31	5	13.9
COMMUNICATIONS ALASKA	Construction-special trade contractors	20	19	1	5.0
COMMUNITY ADVOCACY PROJECT OF	Holding & other investment offices	20	17	3	15.0
COMMUNITY CONNECTIONS INC	Social services	149	134	15	10.1
COMMUNITY PAC BROADCASTING CO	Communications	83	78	5	6.0
COMPTEAM INC	Home furniture, furnishings & equipment stores	96	79	17	17.7
COMPUTER TASK GROUP INC	Business services	217	188	29	13.4
COMPUTERLAND OF ANCHORAGE	Home furniture, furnishings & equipment stores	51	45	6	11.8
COMTEC BUSINESS SYSTEMS INC	Communications	36	36	0	0.0
CONAM CONSTRUCTION CO	Heavy construction other than building construction-contractors	65	41	24	36.9
CONCOR CONSTRUCTION INC	Building construction-general contractors and operative builders	30	22	8	26.7
CONGREGATION BETH SHOLOM	Social services	34	26	8	23.5
CONNELLY HOUSE	Eating & drinking places	20	14	6	30.0
CONNORS DRILLING INC	Mining and quarrying of nonmetallic minerals, except fuels	49	30	19	38.8
CONSOL FREIGHTWAYS CORP	Motor freight transportation & warehousing	36	33	3	8.3
CONSOLIDATED ENTERPRISES INC	Building construction-general contractors and operative builders	92	76	16	17.4
CONSOLIDATED-CHUGACH INSPECT	Engineering, accounting research mgmt and related services	29	10	19	65.5
CONSTEEL OF WASILLA	Stone, clay, glass and concrete products	31	21	10	32.3
CONSTRUCTION MACHINERY INC	Wholesale trade-durable goods	130	123	7	5.4
CONSUMER PROGRAMS INC	Personal services	28	19	9	32.1