

ALASKA LEGISLATURE COMMITTEE FILES 1997-1998 8672

9143 HOUSE HEALTH EDUCATION & SOCIAL SERVICES

SB

36

File 1

HOUSE COMMITTEE REPORT

(7)

Date Referred to Committee: March 13, 1998

FURTHER REFERRALS:

Finance

Date of Committee Action: 4/1/98

The HEALTH, EDUCATION AND SOCIAL SERVICES Committee considered:

CSSB 36(FIN) am

CS FOR SENATE BILL NO. 36(FIN) am

PUBLIC SCHOOL FUNDING

“An Act relating to public schools; relating to the definition of a school district, to the transportation of students, to employment of chief school administrators, to school district layoff plans, to the special education service agency, and to the child care grant program; and providing for an effective date.”

recommends it be replaced with the following committee substitute HCS CS SB 36 (HES) the same title a new title

additional referral to _____ Committee
 attached amendment(s)

ADOPTS: _____ Letter of Intent

ATTACHES NEW FISCAL NOTE(s): (Dept) _____

APPROVES PREVIOUS: (Dept/Date) _____

fiscal note(s) _____

fiscal note(s) _____

zero fiscal note(s) _____

zero fiscal note(s) _____

SIGNING WITH RECOMMENDATIONS	DP	DNP	NR	AM
<i>Paul Dymally</i>			✓	
<i>Joseph B. Sullivan</i>		✓		
<i>Robert B. Beardsley</i>	✓			
<i>Richard J. Roth</i>		✓		
<i>Brian S. Porter</i>			✓	
<i>Tom B. Blaine</i>				✓

CHAIR'S SIGNATURE *Robert B. Beardsley*

LEGAL SERVICES

DIVISION OF LEGAL AND RESEARCH SERVICES
LEGISLATIVE AFFAIRS AGENCY
STATE OF ALASKA

(907) 465-3867 or 465-2450
FAX (907) 465-2029
Mail Stop 3101


130 Seward Street, Suite 409
Juneau, Alaska 99801-2105

MEMORANDUM

April 3, 1998

SUBJECT: Sectional Summary of HCS CSSB 36(HES)

TO: Representative Con Bunde
Attn: Lynne Smith

FROM: Michael F. Ford 
Legislative Counsel

You have requested a sectional summary of the above-described bill.

As a preliminary matter, note that a sectional summary of a bill should not be considered an authoritative interpretation of the bill and the bill itself is the best statement of its contents. If you would like an interpretation of the bill as it may apply to a particular set of circumstances, please advise.

Section 1. Purpose section.

Section 2. Enacts new sections providing state funding for public schools.

Sec. 14.17.300 - Establishes the public school account and provides that money in the account can only be used for public schools, community school programs or centralized correspondence study.

Sec. 14.17.400 - Provides that state aid for a school district is the amount calculated under AS 14.17.410. Provides for a pro rata reduction in state aid if the amount appropriated is insufficient to meet the authorized amounts.

Sec. 14.17.410 - Establishes a formula for funding public schools. Under subsection (b) public school funding consists of state aid, a local contribution from both city or borough school districts and regional educational attendance areas and eligible federal impact aid. Subsection (b)(1) determines state aid, subsection (b)(2) determines the city or borough local contribution and (b)(3) is the regional educational attendance area local contribution. Subsection (c) establishes an optional local contribution for city or borough school districts. Subsection (d) prohibits state funding for a city or borough school district that does not make the local contribution required under subsection(b)(2). Subsection (e) is a transition provision for newly formed city or borough school districts. Subsection (f) provides additional state aid for newly formed city or borough school districts. Subsection (g)

provides that an R.E.A.A. is entitled to receive funds collected under AS 43.42 in that R.E.A.A.

Sec. 14.17.420 - Provides state funding for special needs children and for intensive services.

Sec. 14.17.430 - Provides state funding for the state centralized correspondence study program, for district state-wide correspondence programs and for district-only correspondence study programs.

Sec. 14.17.440 - Provides state funding for state boarding schools.

Sec. 14.17.450 - Establishes the school size factor for purposes of determining a school's public school funding.

Sec. 14.17.460 - Establishes a district cost factor for purposes of determining a district's adjusted ADM. Also requires the department to monitor the cost factors and provide proposed new factors to the legislature beginning January 15, 2001.

Sec. 14.17.470 - Establishes the base student allocation for purposes of determining a district's public school funding.

Sec. 14.17.500 - Requires certain student count data be reported to the department.

Sec. 14.17.505 - Establishes requirements concerning year-end fund balances for a school district. Establishes a penalty for violating this section.

Sec. 14.17.510 - Requires the Department of Community and Regional Affairs to determine the value of taxable real and personal property for purposes of calculating a city or borough school district's local contribution.

Sec. 14.17.520 - Imposes a minimum expenditure for instruction requirement on school districts.

Sec. 14.17.600 - Establishes student count reporting deadlines for school districts.

Sec. 14.17.610 - Establishes a payment schedule for state funding for school districts. Requires excess funding be returned to the state and provides for advance payments at the discretion of the commissioner.

Sec. 14.17.900 - Provides that AS 14.17 does not create a debt of the state. Requires each district to operate under a balanced budget. Provides for pro rata reduction of state funding.

Sec. 14.17.910 - Establishes requirements regarding receipt and expenditure of district public school funding.

Sec. 14.17.920 - Requires the department to adopt regulations to implement AS 14.17.

Sec. 14.17.990 - Definitions.

Section 3. Repeals a provision requiring a report be provided to the chief school administrator.

Section 4. Technical amendment.

Section 5. Technical amendment.

Section 6. Technical amendment.

Section 7. Technical amendment.

Section 8. Technical amendment.

Section 9. Requires the department to develop certain student performance standards and a student assessment system.

Section 10. Allows an R.E.A.A. school board to employ a chief school administrator.

Section 11. Repeals a requirement that the R.E.A.A. school board must employ a chief school administrator.

Section 12. Requires school districts be reimbursed for student transportation system costs at certain percentages.

Section 13. Technical amendment.

Section 14. Technical amendment.

Section 15. Provides that a city or borough school district may employ a chief school administrator.

Section 16. Requires a chief school administrator to follow school board policy.

Section 17. Requires that employees hired by a chief school administrator are subject to school board approval.

Section 18. Repeals a requirement that state boarding schools hire a chief school administrator.

Section 19. Technical amendment.

Section 20. Technical amendment.

Section 21. Repeals a requirement that limited teacher certificates be requested through the chief school administrator.

Section 22. Amends a provision relating to transfers of teachers.

Section 23. Amends a provision relating to intra district teacher assignments.

Section 24. Technical amendment.

Section 25. Technical amendment.

Section 26. Provides that an exceptional child shall be transported with other children if the district provides transportation to other children in the district.

Section 27. Provides a funding formula for the special education service agency and provides that if certain special education appropriations are insufficient, the allocation described in this section shall be reduced on a pro rata basis.

Section 28. Technical amendment.

Section 29. Technical amendment.

Section 30. Technical amendment.

Section 31. Technical amendment.

Section 32. Technical amendment.

Section 33. Establishes an employment tax in the unorganized borough, provides for imposition, collection, reporting, and remittance of the tax. Provides a credit against the tax for amounts paid in taxes in other areas.

Section 34. Provides that child care facility grants shall be adjusted by the same factor as school district funding under AS 14.17.460.

Section 35. Repealers.

Section 36. Establishes a two year transition period for public school funding.

Section 37. Provides that regulations adopted before the effective date of this Act remain in effect if consistent with the provisions of this Act. Requires the department to define by regulation, the term "school".

Representative Con Bunde
April 3, 1998
Page 5

Section 38. Requires the initial proposed district cost factors be submitted to the department by January 15, 2001.

Section 39. Imposes a two year transition period for the base student allocation.

Section 40. Establishes a two year transition period for the minimum expenditure for instruction requirement imposed under AS 14.17.520.

Section 41. Provides that the employment tax imposed by sec. 36 applies to compensation and self-employment earnings received on or after January 1, 2001.

Section 42. Transition provision for special education funding.

Section 43. Effective date.

MFF:glc
98-208.glc

HOUSE CS FOR CS FOR SENATE BILL NO. 36(HES)

IN THE LEGISLATURE OF THE STATE OF ALASKA

TWENTIETH LEGISLATURE - SECOND SESSION

BY THE HOUSE HEALTH, EDUCATION AND SOCIAL SERVICES COMMITTEE

Offered:
Referred:

Sponsor(s): SENATORS PHILLIPS, Taylor, Halford, Wilken, Torgerson

A BILL

FOR AN ACT ENTITLED

1 "An Act relating to public schools; relating to the definition of a school district,
2 to the transportation of students, to employment of chief school administrators, to
3 school district layoff plans, to the special education service agency, and to the
4 child care grant program; and providing for an effective date."

5 BE IT ENACTED BY THE LEGISLATURE OF THE STATE OF ALASKA:

6 * Section 1. PURPOSE. The purposes of sec. 2 of this Act are to

7 (1) provide a level of funding through the public school funding program that
8 allows for an equitable level of educational opportunities for those students attending the
9 public schools of the state;

10 (2) provide an equitable level of funding to each school within a school
11 district; and

12 (3) impose a public school local contribution requirement on regional
13 educational attendance areas by imposition of a three percent employment tax in the
14 unorganized borough.

1 * **Sec. 2.** AS 14.17 is amended by adding new sections to read:

2 **Article 1. State Aid to Public Schools.**

3 **Sec. 14.17.300. Public school account.** (a) The public school account is
4 established. The account consists of appropriations for distribution to school districts,
5 the state boarding school, and for centralized correspondence study under this chapter.

6 (b) The money in the account may be used only in aid of public schools,
7 including community school programs, and for centralized correspondence study
8 programs under this chapter.

9 **Sec. 14.17.400. State aid for districts.** (a) The state aid for which a school
10 district is eligible in a fiscal year is equal to the amount for which a district qualifies
11 under AS 14.17.410.

12 (b) If the amount in the public school account is insufficient to meet the
13 amounts authorized under (a) of this section for a fiscal year, the department shall
14 reduce pro rata each district's basic need by the necessary percentage as determined
15 by the department. If the basic need of each district is reduced under this subsection,
16 the department shall also reduce state funding for centralized correspondence study and
17 the state boarding school by the same percentage.

18 **Sec. 14.17.410. Public school funding.** (a) A district is eligible for public
19 school funding in an amount equal to the sum calculated under (b) and (c) of this
20 section.

21 (b) Public school funding consists of state aid, a required local contribution,
22 and eligible federal impact aid determined as follows:

23 (1) state aid equals basic need minus a required local contribution and
24 90 percent of eligible federal impact aid for that fiscal year; basic need equals the sum
25 obtained under (D) of this paragraph, multiplied by the base student allocation set out
26 in AS 14.17.470; district adjusted ADM is calculated as follows:

27 (A) the ADM of each school in the district is calculated by
28 applying the school size factor to the student count as set out in AS 14.17.450;

29 (B) the number obtained under (A) of this paragraph is
30 multiplied by the district cost factor described in AS 14.17.460;

31 (C) the ADMs of each school in a district, as adjusted according

1 to (A) and (B) of this paragraph, are added; the sum is then multiplied by the
2 special needs factor set out in AS 14.17.420(a)(1);

3 (D) the number obtained for intensive services under
4 AS 14.17.420(a)(2) and the number obtained for correspondence study under
5 AS 14.17.430 are added to the number obtained under (C) of this paragraph;

6 (2) the required local contribution of a city or borough school district
7 is the equivalent of a four mill tax levy on the full and true value of the taxable real
8 and personal property in the district as of January 1 of the second preceding fiscal
9 year, as determined by the Department of Community and Regional Affairs under
10 AS 14.17.510 and AS 29.45.110, not to exceed 100 percent of a district's basic need
11 for the preceding fiscal year as determined under (1) of this subsection;

12 (3) the local contribution of a regional educational attendance area is
13 equal to the employment tax imposed under AS 43.42 that is collected in the previous
14 fiscal year from individuals, including nonresidents, employed in the regional
15 educational attendance area.

16 (c) In addition to the local contribution required under (b)(2) of this section,
17 a city or borough school district in a fiscal year may make a local contribution of not
18 more than the greater of

19 (1) the equivalent of a two mill tax levy on the full and true value of
20 the taxable real and personal property in the district as of January 1 of the second
21 preceding fiscal year, as determined by the Department of Community and Regional
22 Affairs under AS 14.17.510 and AS 29.45.110; or

23 (2) 23 percent of the district's basic need for the fiscal year under
24 (b)(1) of this section.

25 (d) State aid may not be provided to a city or borough school district if the
26 local contributions required under (b)(2) of this section have not been made.

27 (e) If a city or borough school district is established after July 1, 1998, for the
28 first three fiscal years in which the city or borough school district operates schools,
29 local contributions may be less than the amount that would otherwise be required
30 under (b)(2) of this section, except that

31 (1) in the second fiscal year of operations, local contributions must be

1 at least the greater of

2 (A) the local contributions, excluding federal impact aid, for the
3 previous fiscal year; or

4 (B) the sum of 10 percent of the district's eligible federal
5 impact aid for that year and the equivalent of a two mill tax levy on the full
6 and true value of the taxable real and personal property in the city or borough
7 school district as of January 1 of the second preceding fiscal year, as
8 determined by the Department of Community and Regional Affairs under
9 AS 14.17.510 and AS 29.45.110; and

10 (2) in the third year of operation, local contributions must be at least
11 the greater of

12 (A) the local contributions, excluding federal impact aid, for the
13 previous fiscal year; or

14 (B) the sum of 10 percent of the district's eligible federal
15 impact aid for that year and the equivalent of a three mill tax levy on the full
16 and true value of the taxable real and personal property in the district as of
17 January 1 of the second preceding fiscal year, as determined by the Department
18 of Community and Regional Affairs under AS 14.17.510 and AS 29.45.110.

19 (f) A school district is eligible for additional state aid in the amount by which
20 the local contributions that would otherwise have been required under (b)(2) of this
21 section exceed the district's actual local contributions under (e) of this section.

22 (g) In the fiscal year following the fiscal year of collection, a regional
23 educational attendance area is, subject to appropriation, entitled to receive money
24 collected under AS 43.42 in that regional educational attendance area.

25 **Sec. 14.17.420. Special needs and intensive services funding.** (a) As a
26 component of public school funding, a district is eligible for special needs funding and
27 may be eligible for intensive services funding as follows:

28 (1) special needs funding is available to a district to assist the district
29 in providing special education, gifted and talented education, vocational education, and
30 bilingual education services to its students; a special needs funding factor of 1.20 shall
31 be applied as set out in AS 14.17.410(b)(1);

1 (2) in addition to the special needs funding for which a district is
2 eligible under (1) of this subsection, a district is eligible for intensive services funding
3 for each special education student who needs and receives intensive services and is
4 enrolled on the last day of the count period; for each such student, intensive services
5 funding is equal to the intensive student count multiplied by five.

6 (b) A district is not eligible to receive funding under (a) of this section unless
7 the district has on file with the department a plan that indicates the services that will
8 be provided to students who receive special education, gifted and talented education,
9 vocational education, and bilingual education services.

10 (c) In this section, "intensive services" has the meaning given by the
11 department by regulation adopted under AS 14.30.180 - 14.30.350.

12 **Sec. 14.17.430. State funding for correspondence study.** Except as provided
13 in AS 14.17.400(b), funding for

14 (1) the state centralized correspondence study program or a district that
15 offers a statewide correspondence study program includes an allocation from the public
16 school account in an amount calculated by multiplying the ADM of the correspondence
17 program by the base student allocation and multiplying that product by 65 percent; and

18 (2) a district correspondence program includes an allocation from the
19 public school account in an amount calculated by multiplying the ADM of the district
20 correspondence program by the base student allocation.

21 **Sec. 14.17.440. State funding for state boarding schools.** (a) Except as
22 provided in AS 14.17.400(b), funding for state boarding schools established under
23 AS 14.16.010 includes an allocation from the public school account in an amount
24 calculated by

25 (1) determining the ADM of state boarding schools by applying the
26 school size factor to the student count as described in AS 14.17.450;

27 (2) multiplying the number obtained under (1) of this subsection by the
28 special needs factor in AS 14.17.420(a)(1) and multiplying that product by the base
29 student allocation; and

30 (3) multiplying the product determined under (2) of this subsection by
31 the district cost factor that is applicable to calculation of the state aid for the adjacent

1 school district under AS 14.17.460.

2 (b) State boarding schools are also eligible for intensive services funding under
3 AS 14.17.420(a)(2).

4 **Sec. 14.17.450. School size factor.** (a) For purposes of calculating a school's
5 ADM to determine state aid, the ADM of each school in a district shall be computed
6 by applying the following formula:

7 If the student count		8 The adjusted student count is			9 The number of	
10 in a school is					11 students in	
12 At least	13 But less than	14 Base	15 Multiplier		16 excess of	
17 10	- 20	39.6				
18 20	- 30	39.6	+	(1.62	x	20)
19 30	- 75	55.8	+	(1.49	x	30)
20 75	- 150	122.85	+	(1.27	x	75)
21 150	- 250	218.1	+	(1.08	x	150)
22 250	- 400	326.1	+	(0.97	x	250)
23 400	- 750	471.6	+	(0.92	x	400)
24 750 or over		793.6	+	(0.84	x	750).

25 (b) If the ADM in a school is less than 10, those students shall be included in
26 the ADM of the school in that district with the highest ADM as determined by the
27 most recent student count data for that district.

28 **Sec. 14.17.460. District cost factors.** (a) For purposes of calculating a
29 district's adjusted ADM under AS 14.17.410(b)(1), the district cost factor for a school
30 district is as follows:

31 DISTRICT	DISTRICT COST FACTOR
Alaska Gateway	1.291
Aleutians East	1.423
Aleutians Region	1.736
Alyeska Central School	1.000
Anchorage	1.000
Annette Island	1.011

1	Bering Strait	1.525
2	Bristol Bay	1.262
3	Chatham	1.120
4	Chugach	1.294
5	Copper River	1.176
6	Cordova	1.096
7	Craig	1.010
8	Delta/Greely	1.106
9	Denali	1.313
10	Dillingham	1.254
11	Fairbanks	1.039
12	Galena	1.348
13	Haines	1.008
14	Hoonah	1.055
15	Hydaburg	1.085
16	Iditarod	1.470
17	Juneau	1.005
18	Kake	1.025
19	Kashunamiut	1.389
20	Kenai Peninsula	1.004
21	Ketchikan	1.000
22	Klawock	1.017
23	Kodiak Island	1.093
24	Kuspuk	1.434
25	Lake and Peninsula	1.558
26	Lower Kuskokwim	1.491
27	Lower Yukon	1.438
28	Matanuska-Susitna	1.010
29	Mt. Edgecumbe	1.000
30	Nenana	1.270
31	Nome	1.319

1	North Slope	1.504
2	Northwest Arctic	1.549
3	Pelican	1.290
4	Petersburg	1.000
5	Pribilof	1.419
6	Sitka	1.000
7	Skagway	1.143
8	Southeast Island	1.124
9	Southwest Region	1.423
10	St. Mary's	1.351
11	Tanana	1.496
12	Unalaska	1.245
13	Valdez	1.095
14	Wrangell	1.000
15	Yakutat	1.046
16	Yukon Flats	1.668
17	Yukon/Koyukuk	1.502
18	Yupit	1.469.

(b) The department shall monitor the cost factors established under (a) of this section and shall prepare and submit to the legislature by January 15 of every other fiscal year proposed district cost factors. In determining the proposed district cost factors, the department shall consider cost-of-living changes as measured by the Anchorage Consumer Price Index for all urban consumers.

Sec. 14.17.470. Base student allocation. The base student allocation is \$3,944.

Article 2. Preparation of Public School Funding Budget.

Sec. 14.17.500. Student count estimate. (a) A district shall prepare and submit to the department by November 5 of each fiscal year, in the manner and on forms prescribed by the department, an estimate of its ADM and other student count data, including per school student count data, for the succeeding fiscal year upon which computations can be made to estimate the amount of state aid for which the

1 district may be eligible under AS 14.17.400 in the succeeding fiscal year. In making
2 its report, the district shall consider its ADM, other student count data, the pattern of
3 growth or decline of the student population in preceding years, and other pertinent
4 information available to the district.

5 (b) Part-time students shall be included in the student count data in accordance
6 with regulations adopted by the department.

7 **Sec. 14.17.505. Fund balance in school operating fund.** (a) A district may
8 not accumulate in a fiscal year an unreserved portion of its year-end fund balance in
9 its school operating fund, as defined by department regulations, that is greater than 10
10 percent of its expenditures for that fiscal year.

11 (b) The department shall review each district's annual audit under
12 AS 14.14.050 for the preceding fiscal year to ascertain its year-end operating fund
13 balance. The amount by which the unreserved portion of that balance exceeds the
14 amount permitted in (a) of this section shall be deducted from the state aid that would
15 otherwise be paid to the district in the current fiscal year.

16 **Sec. 14.17.510. Determination of full and true value by Department of**
17 **Community and Regional Affairs.** (a) To determine the amount of required local
18 contribution under AS 14.17.110(b)(2) and to aid the department and the legislature
19 in planning, the Department of Community and Regional Affairs, in consultation with
20 the assessor for each district in a city or borough, shall determine the full and true
21 value of the taxable real and personal property in each district in a city or borough.
22 If there is no local assessor or current local assessment for a city or borough school
23 district, then the Department of Community and Regional Affairs shall make the
24 determination of full and true value from information available. In making the
25 determination, the Department of Community and Regional Affairs shall be guided by
26 AS 29.45.110. The determination of full and true value shall be made by October 1
27 and sent by certified mail, return receipt requested, on or before that date to the
28 president of the school board in each city or borough school district. Duplicate copies
29 shall be sent to the commissioner. The governing body of a city or borough that is a
30 school district may obtain judicial review of the determination. The superior court
31 may modify the determination of the Department of Community and Regional Affairs

1 only upon a finding of abuse of discretion or upon a finding that there is no substantial
2 evidence to support the determination.

3 (b) Motor vehicles subject to the motor vehicle registration tax under
4 AS 28.10.431 shall be treated as taxable property under this section.

5 **Sec. 14.17.520. Minimum expenditure for instruction.** (a) A district shall
6 budget for and spend a minimum of 70 percent of its school operating expenditures in
7 each fiscal year on the instructional component of the district budget.

8 (b) The commissioner shall reject a district budget that does not comply with
9 (a) of this section and, unless a waiver has been granted by the board under (d) of this
10 section, shall withhold payments of state aid from that district, beginning with the
11 payment for the second full month after rejection and continuing until the school board
12 of the district revises the district budget to comply with (a) of this section.

13 (c) The commissioner shall review the annual audit of each district for
14 compliance with the expenditure requirements of (a) of this section. If the
15 commissioner determines that a district does not meet those requirements, the
16 commissioner shall advise the district of the determination, calculate the amount of the
17 deficiency, and deduct that amount from state aid paid to the district for the current
18 fiscal year. A deduction in state aid required under this subsection begins with the
19 payment for the second full month after the determination, unless a waiver has been
20 granted by the board under (d) of this section.

21 (d) A district that has been determined by the commissioner to be out of
22 compliance with the requirements of this section may, within 20 days of the
23 commissioner's determination, request a waiver by the board of the imposition by the
24 commissioner of any reduction in state aid payments under (b) or (c) of this section.
25 The request must be in writing and must include an analysis of the reasons and causes
26 for the district's inability to comply with the requirements of this section. The board
27 shall either grant or deny the waiver. The request must also be submitted to the
28 Legislative Budget and Audit Committee, which shall review the district's request and
29 forward the committee's recommendations on it to the board.

30 (e) The commissioner shall submit an annual report on actions taken by the
31 commissioner or the board under this section to the Legislative Budget and Audit

1 Committee by April 15 of each year.

2 (f) In this section, "instructional component" includes expenditures for teachers
3 and for pupil support services.

4 **Article 3. Procedure for Payments of State Aid.**

5 **Sec. 14.17.600. Student counting periods.** (a) Within two weeks after the
6 end of the 20-school-day period ending the fourth Friday in October, each district shall
7 transmit a report to the department that, under regulations adopted by the department,
8 reports its ADM for that counting period and other student count information that will
9 aid the department in making a determination of its state aid under the public school
10 funding program. For centralized correspondence study, the October report shall be
11 based on the period from July 1 through the fourth Friday in October, except that
12 summer school students shall be counted as a proportionate fraction as determined by
13 the department. The department may make necessary corrections in the report
14 submitted and shall notify the district of changes made. The commissioner shall notify
15 the governor of additional appropriations the commissioner estimates to be necessary
16 to fully finance the public school funding program for the current fiscal year.

17 (b) Upon written request and for good cause shown, the commissioner may
18 permit a district to use a 20-school-day counting period other than the period set out
19 in (a) of this section. However, a counting period approved under this subsection must
20 be 20 consecutive school days unless one or more alternate counting periods are
21 necessary to permit a district to implement flexible scheduling that meets the district's
22 needs and goals without jeopardizing the state aid for which the district would be
23 ordinarily be eligible under this chapter.

24 **Sec. 14.17.610. Distribution of state aid.** (a) The department shall determine
25 the state aid for each school district in a fiscal year on the basis of the district's
26 student count data reported under AS 14.17.600. On or before the 15th day of each
27 of the first nine months of each fiscal year, one-twelfth of each district's state aid shall
28 be distributed on the basis of the data reported for the preceding fiscal year. On or
29 before the 15th day of each of the last three months of each fiscal year, one-third of
30 the balance of each district's state aid shall be distributed, after the balance has been
31 recomputed on the basis of student count and other data reported for the current fiscal

1 year.

2 (b) Distribution of state aid under (a) of this section shall be made as required
3 under AS 14.17.410. If a district receives more state aid than it is entitled to receive
4 under this chapter, the district shall immediately remit the amount of overpayment to
5 the commissioner, to be returned to the public school account. The department may
6 make adjustments to a district's state aid to correct underpayments made in previous
7 fiscal years.

8 (c) Upon an adequate showing of a cash flow shortfall of a district, and in the
9 discretion of the commissioner, the department may make advance payments to a
10 district. The total of advance payments may not exceed the amount of state aid for
11 which the district is eligible for the fiscal year.

12 Article 4. General Provisions.

13 **Sec. 14.17.900. Construction and implementation of chapter.** (a) This
14 chapter does not create a debt of the state. Each district shall establish, maintain, and
15 operate under a balanced budget. The state is not responsible for the debts of a school
16 district.

17 (b) Money to carry out the provisions of this chapter may be appropriated
18 annually by the legislature into the public school account. If the amount in the
19 account is insufficient to meet the allocations authorized under AS 14.17.400 -
20 14.17.470 for a fiscal year, state aid shall be reduced according to AS 14.17.400(b).

21 **Sec. 14.17.910. Restrictions governing receipt and expenditure of district**
22 **money.** (a) Each district shall maintain complete financial records of the receipt and
23 disbursement of state aid, money acquired from local effort, and other money received
24 or held by the district. The records must be in the form required by the department
25 and are subject to audit by the department at a time and place designated by the
26 department.

27 (b) State aid provided under this chapter is for general operational purposes
28 of the district. All district money, including state aid, shall be received, held,
29 allocated, and expended by the district under applicable local law and state and federal
30 constitutional provisions, statutes, and regulations, including those related to ethical
31 standards and accounting principles.

1 **Sec. 14.17.920. Regulations.** The department shall adopt regulations necessary
2 to implement this chapter.

3 **Sec. 14.17.990. Definitions.** In this chapter, unless the context requires
4 otherwise,

5 (1) "ADM or average daily membership" means the aggregate number
6 of full-time equivalent students enrolled in a school district during the student count
7 period for which a determination is being made, divided by the actual number of days
8 that school is in session for the student count period for which the determination is
9 being made;

10 (2) "district" means a city or borough school district or a regional
11 educational attendance area;

12 (3) "district adjusted ADM" means the number resulting from the
13 calculations under AS 14.17.410(b)(1);

14 (4) "district ADM" means the sum of the ADMs in a district;

15 (5) "eligible federal impact aid" means the amount of federal impact
16 aid received by a district as of March 1 of the fiscal year as a result of an application
17 submitted in the preceding fiscal year, including advance payments and adjustments
18 received since March 1 of the preceding fiscal year from prior year applications, under
19 20 U.S.C. 7701 - 7714, except payments received under 20 U.S.C. 7703(f)(2)(B), to
20 the extent the state may consider that aid as local resources under federal law;

21 (6) "local contribution" means appropriations and the value of in-kind
22 services made by a district;

23 (7) "taxable real and personal property" means all real and personal
24 property taxable under the laws of the state.

25 * **Sec. 3.** AS 14.03.120(d) is amended to read:

26 (d) Each public school shall, by May 31 of each year, prepare a report on the
27 school's performance and the performance of the school's students. The report shall
28 be presented to parents, students, and community members at a public meeting [AND
29 FORWARDED TO THE CHIEF SCHOOL ADMINISTRATOR OF THE DISTRICT].

30 * **Sec. 4.** AS 14.03.120(g) is amended to read:

31 (g) In this section, "district" has the meaning given in AS 14.17.990

1 [AS 14.17.250].

2 * Sec. 5. AS 14.03.125(e) is amended to read:

3 (e) In this section, "district" has the meaning given in AS 14.17.990
4 [AS 14.17.250].

5 * Sec. 6. AS 14.03.150(c) is amended to read:

6 (c) The department may not award a school construction or major maintenance
7 grant under AS 14.11 to a municipality that is a school district or a regional
8 educational attendance area that is not in compliance with (a) of this section. The
9 department shall reduce the amount of state [FOUNDATION] aid under AS 14.17.400
10 [AS 14.17.021] for which a school district may qualify [,] by the amount, if any, paid
11 by the department under (b) of this section.

12 * Sec. 7. AS 14.03.160(f)(2) is amended to read:

13 (2) "district" has the meaning given in AS 14.17.990 [AS 14.17.250].

14 * Sec. 8. AS 14.03.260(c) is amended to read:

15 (c) The charter school shall provide the financial and accounting information
16 requested by the local school board or the Department of Education [,] and shall
17 cooperate with the local school district or the department in complying with the
18 requirements of AS 14.17.910 [AS 14.17.190].

19 * Sec. 9. AS 14.07.020 is amended by adding a new subsection to read:

20 (c) In implementing its duties under (a)(2) of this section, the department shall
21 develop

22 (1) performance standards in reading, writing, and mathematics to be
23 met at designated age levels by each student in public schools in the state; and

24 (2) a comprehensive system of student assessments, composed of
25 multiple indicators of proficiency in reading, writing, and mathematics; this
26 comprehensive system must

27 (A) be made available to all districts and regional educational
28 attendance areas;

29 (B) include a developmental profile for students entering
30 kindergarten or first grade; and

31 (C) include performance standards in reading, writing, and

1 mathematics for students in age groups five through seven, eight through 10,
2 and 11 - 14.

3 * **Sec. 10.** AS 14.08.101 is amended by adding a new paragraph to read:

4 (11) employ a chief school administrator.

5 * **Sec. 11.** AS 14.08.111(3) is amended to read:

6 (3) [EMPLOY A CHIEF SCHOOL ADMINISTRATOR AND] approve
7 the employment of the professional administrators, teachers, and noncertificated
8 personnel necessary to operate its schools;

9 * **Sec. 12.** AS 14.09.010(b) is repealed and reenacted to read:

10 (b) A school district that enters into a contract described under (a)(1) of this
11 section shall be reimbursed for

12 (1) at least 90 percent of the cost of operating the student transportation
13 system if the transportation is provided by the school district; and

14 (2) 100 percent of the cost of operating the student transportation
15 system when the transportation is provided under a contract with the school district.

16 * **Sec. 13.** AS 14.11.008(b) is amended to read:

17 (b) The required participating share for a municipal school district is based on
18 the district's full value per average daily membership (ADM), which is calculated
19 by dividing the full and true value of the taxable real and personal property in the
20 district, calculated as described in AS 14.17.510 [AS 14.17.025(a)(1),] by the district
21 ADM [AVERAGE DAILY MEMBERSHIP (ADM)] as defined in AS 14.17.990
22 [AS 14.17.250], for the same fiscal year for which the valuation was made. The
23 municipal district's full value per ADM determines the district's required participating
24 share, as follows:

Full Value Per ADM		District Participating Share
\$1	- \$100,000	5 percent
100,001	- 200,000	10 percent
200,001	- 600,000	30 percent
	over 600,000	35 percent.

30 * **Sec. 14.** AS 14.14.115(c)(2) is amended to read:

31 (2) "district" has the meaning given in AS 14.17.990 [AS 14.17.250].

1 * Sec. 15. AS 14.14.130(a) is amended to read:

2 (a) A [EACH] school board may [SHALL] select and employ a qualified
3 person as the chief school administrator for the district. In this subsection, "employ"
4 includes employment by contract.

5 * Sec. 16. AS 14.14.130(b) is amended to read:

6 (b) If the district employs a [THE] chief school administrator, the
7 administrator [OF THE DISTRICT] shall administer the district in accordance with
8 the policies that the school board prescribes by bylaw.

9 * Sec. 17. AS 14.14.130(c) is amended to read:

10 (c) If the district employs a [THE] chief school administrator, the
11 administrator shall select, appoint, and otherwise control all school district employees
12 that serve under the chief school administrator subject to the approval of the school
13 board.

14 * Sec. 18. AS 14.16.020(2) is amended to read:

15 (2) [EMPLOY CHIEF SCHOOL ADMINISTRATORS AND] approve
16 the employment of [OTHER] personnel necessary to operate state boarding schools;

17 * Sec. 19. AS 14.16.050(a)(2) is amended to read:

18 (2) requirements relating to the public school funding program
19 [STATE FINANCIAL ASSISTANCE FOR EDUCATION] and the receipt and
20 expenditure of that funding [ASSISTANCE]:

21 (A) AS 14.17.500 [AS 14.17.080] (relating to student count
22 estimates);

23 (B) AS 14.17.505 [AS 14.17.082] (relating to school operating
24 fund balances);

25 (C) AS 14.17.500 - 14.17.910 [AS 14.17.160 - 14.17.220]
26 (setting out the procedure for payment of public school funding [FINANCIAL
27 ASSISTANCE,] and imposing general requirements and limits on money paid);

28 * Sec. 20. AS 14.16.080(a) is amended to read:

29 (a) AS 14.17.440 [AS 14.17.024] applies to the calculation of public school
30 funding [STATE AID] payable for operation of a state boarding school.

31 * Sec. 21. AS 14.20.025 is amended to read:

1 **Sec. 14.20.025. Limited teacher certificates.** Notwithstanding
 2 AS 14.20.020(b), a person may be issued a limited certificate, valid only in the area
 3 of expertise for which it is issued, to teach Alaska Native language or culture, military
 4 science, or a vocational or technical course for which the board determines by
 5 regulation that baccalaureate degree training is not sufficiently available. A limited
 6 certificate may be issued under this section only if the school board of the district or
 7 regional educational attendance area in which the person will be teaching
 8 [, THROUGH THE CHIEF SCHOOL ADMINISTRATOR,] has requested its issuance.
 9 A person who applies for a limited certificate shall demonstrate, as required by
 10 regulations adopted by the board, instructional skills and subject matter expertise
 11 sufficient to ensure the public that the person is competent as a teacher. The board
 12 may require a person issued a limited certificate to undertake academic training as may
 13 be required by the board by regulation and make satisfactory progress in the academic
 14 training.

15 * **Sec. 22.** AS 14.20.147(a) is amended to read:

16 (a) When an attendance area is transferred from a currently operating district
 17 to, or absorbed into, a new or existing school district, the teachers for the attendance
 18 area also shall be transferred unless otherwise mutually agreed by the teacher or
 19 teachers and the chief school administrator of the new district if the district employs
 20 a chief school administrator. Accumulated or earned benefits, including [BUT NOT
 21 LIMITED TO,] seniority, salary level, tenure, leave, and retirement, accompany the
 22 teacher who is transferred.

23 * **Sec. 23.** AS 14.20.148 is amended to read:

24 **Sec. 14.20.148. Intradistrict teacher reassignments.** When a teacher is
 25 involuntarily transferred or reassigned to a position for which the teacher is qualified,
 26 within the district, the teacher's moving expenses shall be paid unless the one-way
 27 driving distance is 20 miles or less from the teacher's present place of residence, or
 28 unless otherwise mutually agreed by the teacher and chief school administrator of the
 29 district if the district employs a chief school administrator.

30 * **Sec. 24.** AS 14.20.177(a) is amended to read:

31 (a) A school district may implement a layoff plan under this section if it is

1 necessary for the district to reduce the number of tenured teachers because

2 (1) school attendance in the district has decreased; or

3 (2) the basic need of the school district determined under

4 AS 14.17.410(b)(1) [AS 14.17.021(c) AND ADJUSTED UNDER AS 14.17.225(b)]

5 decreases by three percent or more from the previous year.

6 * Sec. 25. AS 14.30.305 is amended to read:

7 **Sec. 14.30.305. State support of programs for children hospitalized or**
 8 **confined to their homes.** A child who is hospitalized or confined to home and who
 9 receives at least 10 hours of special education and related services per week may be
 10 counted as a pupil in average daily membership when computing state support under
 11 the public school **funding** [FOUNDATION] program.

12 * Sec. 26. AS 14.30.347 is amended to read:

13 **Sec. 14.30.347. Transportation of exceptional children.** When transportation
 14 is required to be provided as related services, **an** exceptional **child** [CHILDREN] shall
 15 be carried with other children **if the district provides transportation to other**
 16 **children in the district** [,] except when the nature of **the** [THEIR] physical or mental
 17 **disability** [DISABILITIES] is such that it is in the best interest of the exceptional
 18 **child** [CHILDREN], as determined by the school district, that **the child** [THEY] be
 19 transported separately. State reimbursement for transportation of exceptional children
 20 shall be as provided for transportation of all other pupils except that eligibility for
 21 reimbursement is not subject to restriction based on the minimum distance between the
 22 school and the residence of the exceptional child.

23 * Sec. 27. AS 14.30.650 is amended to read:

24 **Sec. 14.30.650. Funding.** Each fiscal year the department shall allocate to the
 25 agency not less than **\$15.75 times the number of students in the state in average**
 26 **daily membership in the preceding fiscal year as determined under AS 14.17.600.**
 27 **Money to carry out the provisions of this section may be appropriated annually**
 28 **by the legislature. If amounts are insufficient to meet the allocation authorized**
 29 **under this section for a fiscal year, the allocation shall be reduced pro rata** [\$85
 30 FOR EACH SPECIAL EDUCATION STUDENT IN THE STATE IN AVERAGE
 31 DAILY MEMBERSHIP OR THE EQUIVALENT OF TWO PERCENT OF THE

1
2
3
4
5
6
7
8
9
10
11
12
13
14
15
16
17
18
19
20
21
22
23
24
25
26
27
28
29
30
31

FUNDS APPROPRIATED FOR SPECIAL EDUCATION FOR THAT FISCAL YEAR, WHICHEVER IS GREATER]. The amount allocated to the agency shall be reduced each fiscal year by the amount contributed by the department to the Teachers' Retirement System (AS 14.25) or the Public Employees' Retirement System (AS 39.35) on behalf of employees of the agency.

* Sec. 28. AS 14.36.030(a) is amended to read:

(a) A district operating a community school program under an approved plan of operation may receive an annual grant from the state of one-half of one percent of its public school funding [FOUNDATION SUPPORT] or \$10,000, whichever is greater.

* Sec. 29. AS 29.45.020(a) is amended to read:

(a) If a municipality levies and collects property taxes, the governing body shall provide the following notice:

"NOTICE TO TAXPAYER

For the current fiscal year the (city)(borough) has been allocated the following amount of state aid for school and municipal purposes under the applicable financial assistance Acts:

PUBLIC SCHOOL <u>FUNDING</u> [FOUNDATION]	
PROGRAM [ASSISTANCE] (AS 14.17)	\$
STATE AID FOR RETIREMENT OF SCHOOL	
CONSTRUCTION DEBT (AS 14.11.100)	\$
MUNICIPAL TAX RESOURCE EQUALIZATION	
(AS 29.60.010 - 29.60.080)	\$
PRIORITY REVENUE SHARING FOR	
MUNICIPAL SERVICES (AS 29.60.100 - 29.60.180)	\$
REVENUE SHARING FOR SAFE COMMUNITIES	
(AS 29.60.350 - 29.60.375)	\$
TOTAL AID	\$

The millage equivalent of this state aid, based on the dollar value of a mill in the municipality during the current assessment year and for the preceding assessment year, is:

1
2
3
4
5
6
7
8
9
10
11
12
13
14
15
16
17
18
19
20
21
22
23
24
25
26
27
28
29
30
31

	MILLAGE EQUIVALENT	
	PREVIOUS YEAR	THIS YEAR
PUBLIC SCHOOL <u>FUNDING</u>		
[FOUNDATION] PROGRAM		
ASSISTANCE MILLS MILLS
STATE AID FOR RETIREMENT		
OF SCHOOL CONSTRUCTION		
DEBT MILLS MILLS
MUNICIPAL TAX RESOURCE		
EQUALIZATION MILLS MILLS
PRIORITY REVENUE FOR SHARING		
MUNICIPAL SERVICES MILLS MILLS
REVENUE SHARING FOR SAFE		
COMMUNITIES MILLS MILLS
TOTAL MILLAGE		
EQUIVALENT MILLS MILLS"

Notice shall be provided by

(1) [BY] furnishing a copy of the notice with tax statements mailed for the fiscal year for which aid is received; or

(2) [BY] publishing in a newspaper of general circulation in the municipality a copy of the notice once each week for a period of three successive weeks, with publication to occur not later than 45 days after the final adoption of the municipality's budget.

* Sec. 30. AS 29.60.030(d) is amended to read:

(d) The full and true assessed property value shall be determined by the department in the manner provided for the computation of state aid to education under AS 14.17.510 [AS 14.17.140]. When the determination of locally generated revenue includes revenue of a utility received under AS 29.60.010(c)(1)(E), the full and true assessed property value must include the computed assessed value of the utility, determined by dividing the amount of the payment in place of taxes made by the utility by the millage rate that would apply to the utility if the utility were subject to

L

1 levy and collection of taxes under AS 29.45.

2 * **Sec. 31.** AS 36.10.090(b) is amended to read:

3 (b) A local government or school district covered by the provisions of this
4 chapter that is found to be in violation of these provisions may be required to forfeit
5 all or part of the state aid made available for the project in which the violation occurs
6 and in addition may be denied up to 12 months of state revenue sharing or public
7 school funding [FOUNDATION MONEY]. A state department or agency head found
8 to be in violation of this chapter may be required to forfeit the position of department
9 or agency head.

10 * **Sec. 32.** AS 36.10.125(c) is amended to read:

11 (c) In an action brought under (b) of this section, the court may, in its
12 discretion, order denial of state revenue sharing or public school funding
13 [FOUNDATION MONEY], forfeiture of office or position, or injunctive or other
14 relief. If the court finds for the plaintiff in an action brought under (b) of this section,
15 it may award the plaintiff an amount equal to the actual costs and attorney fees
16 incurred by the plaintiff.

17 * **Sec. 33.** AS 43 is amended by adding a new chapter to read:

18 **Chapter 42. Unorganized Borough Employment Tax.**

19 **Sec. 43.42.010. Purpose; nonresident taxation.** It is the purpose of this
20 chapter to impose an employment tax on individuals who are employed in the
21 unorganized borough, including those individuals who are nonresidents who are
22 employed in the unorganized borough.

23 **Sec. 43.42.020. Tax imposed.** In each calendar year, there is levied an
24 employment tax upon each individual who receives compensation for services
25 performed in the unorganized borough outside of a home rule or first class city as an
26 employee or receives self-employment earnings from business activities conducted in
27 the unorganized borough outside of a home rule or first class city. The tax on an
28 individual is three percent of

29 (1) compensation paid to that individual by an employer who has a
30 business situs in the unorganized borough outside of a home rule or first class city for
31 services performed in the unorganized borough outside of a home rule or first class

1 city in the calendar year as an employee of that employer;

2 (2) that individual's self-employment earnings from business activities
3 conducted in the unorganized borough outside of a home rule or first class city in the
4 calendar year.

5 **Sec. 43.42.030. Determination of business situs.** For purposes of
6 AS 43.42.020, an employer has a business situs in the unorganized borough outside
7 of a home rule or first class city if, at any time in the calendar year, an individual
8 performs services in the unorganized borough outside of a home rule or first class city
9 as an employee of that employer.

10 **Sec. 43.42.035. Credit against tax.** An individual is entitled to a tax credit
11 against the tax levied on the individual by this chapter equal to the amount paid by the
12 individual in taxes in a city or borough school district that is contributed to the school
13 district. An individual may claim a credit under this section by providing proof of
14 payment to the employer on a form approved by the Department of Labor or by
15 providing proof satisfactory to the Department of Labor of payment of the tax in the
16 city or borough school district.

17 **Sec. 43.42.040. Collection, reporting, and remittance of tax on employee**
18 **compensation.** (a) An employer making payment of compensation for services
19 performed in the unorganized borough outside of a home rule or first class city shall
20 withhold from the payment the tax levied by this chapter. Unless a credit is allowed
21 under AS 43.42.035, the employer shall withhold three percent of each payment of
22 compensation and shall file a return and remit the taxes as required by (b) or (c) of
23 this section.

24 (b) Except as provided in (c) of this section, the return required by this section
25 must be filed, and the withheld taxes remitted, by the date the employer's regular
26 quarterly report of employment security contributions under AS 23.20 is required to
27 be filed. The employer shall file a return by reporting amounts withheld under this
28 section during the preceding calendar quarter, and any additional information required
29 by regulation adopted under AS 43.42.050(a), to the Department of Labor on forms
30 provided by the Department of Labor together with the employer's regular quarterly
31 report of employment security contributions under AS 23.20. With each return filed

1 under this subsection, the employer shall remit the taxes required to be withheld under
2 this section during the preceding calendar quarter.

3 (c) An employer who is required to withhold and remit taxes under this section
4 but who is not subject to the reporting requirements of AS 23.20 shall file a return and
5 remit the taxes as required by this subsection. On or before the last day of the month
6 following each calendar quarter in which taxes were withheld under this section, the
7 employer shall file with the department a return on forms provided by the department
8 and shall remit the taxes required to be withheld during the preceding calendar quarter.
9 In the return, the employer shall report amounts withheld under this section during the
10 preceding calendar quarter and any additional information required by regulation
11 adopted under AS 43.42.050(a).

12 **Sec. 43.42.050. Administration of tax on employee compensation.** (a) After
13 consultation with the Department of Labor, the department shall prescribe, by
14 regulation, any additional information that must be included in a return filed under
15 AS 43.42.040 in order for the department to calculate, determine, collect, or enforce
16 the tax levied by this chapter. The Department of Labor shall include, on forms for
17 reporting under AS 23.20, space designated for reporting amounts withheld under
18 AS 43.42.040 and for providing any additional information required by department
19 regulations. The department shall coordinate with the Department of Labor to
20 maximize the use of existing reports to the department and to the Department of
21 Labor.

22 (b) The Department of Labor shall provide to the department the information
23 collected under AS 43.42.040 that relates to the tax levied by this chapter.

24 (c) The Department of Labor shall report to the department a failure of an
25 employer to timely report or remit the tax levied by this chapter. The Department of
26 Labor may not use the provisions of AS 23.20 to enforce the collection or remittance
27 of the tax levied by this chapter. Reporting forms and other records relating to the tax
28 levied by this chapter that are maintained by the Department of Labor are prima facie
29 evidence of timely reporting and remittance, or failure to timely report or remit, under
30 AS 43.42.040.

31 **Sec. 43.42.060. Administration and payment of tax on self-employment**

1 earnings. (a) An individual who is subject to the tax on self-employment earnings
 2 levied by this chapter shall file a return with the department, and with the return shall
 3 pay the tax, in the manner required by this section. The return must be filed on a form
 4 provided by the department.

5 (b) The individual shall file a return for each calendar quarter in which the
 6 individual had self-employment earnings and make a payment of three percent of the
 7 individual's self-employment earnings in that quarter.

8 (c) Returns must be filed and payments made, as required by (b) of this
 9 section, on or before the following dates:

10 (1) April 15, for the first calendar quarter of a year;

11 (2) July 15, for the second calendar quarter of a year;

12 (3) October 15, for the third calendar quarter of a year;

13 (4) January 15 of the following year, for the fourth calendar quarter of
 14 a year.

15 **Sec. 43.42.070. Record of tax withheld from employees; refunds.** (a) An
 16 employer who withholds tax under AS 43.42.040 shall furnish to the employee before
 17 February 1 of each calendar year a record of the amount of tax withheld from that
 18 employee's compensation in the preceding calendar year. The employer shall pay to
 19 the department a penalty of \$10 for each failure to provide the record required by this
 20 subsection.

21 (b) On or before April 15 of a calendar year, an individual may file with the
 22 department, on forms provided by the department, a claim for the refund of excess tax
 23 withheld or paid for the preceding calendar year. The individual shall attach the
 24 records provided by employers or other proof of payment acceptable to the department
 25 to support the refund claim.

26 **Sec. 43.42.080. Disposition of and accounting for tax proceeds.** (a) The
 27 money collected by the department under this chapter shall be deposited in the general
 28 fund of the state, and the proceeds from the tax shall be separately accounted for by
 29 regional educational attendance area. A regional educational attendance area is, subject
 30 to appropriation, entitled to receive money collected under this chapter from that area.
 31 The legislature may appropriate the estimated balance of the account to the public

1 school account established under AS 14.17.300.

2 (b) In this section, "regional educational attendance area" means an area of the
3 unorganized borough specified as an educational service area under AS 14.08.031(a).

4 **Sec. 43.42.090. Regulations.** The department may adopt regulations to
5 interpret and implement this chapter.

6 **Sec. 43.42.099. Definitions.** In this chapter,

7 (1) "business activities" means activities or acts of a commercial,
8 occupational, professional, or like nature, that are engaged in or caused to be engaged
9 in with the object of financial or pecuniary gain, profit, or benefit; "business activities"
10 does not include

11 (A) providing services as an employee;

12 (B) furnishing or selling of property, services, substances, or
13 things by a person who does not represent to be regularly engaging in those
14 transactions;

15 (C) an individual's investment or banking activities relating to
16 that individual's personal property;

17 (2) "calendar quarter" means each of the three-month periods ending
18 March 31, June 30, September 30, and December 31;

19 (3) "compensation for services" means gross wages, salaries, tips, and
20 other remuneration paid to an employee by an employer; "compensation for services"
21 does not include

22 (A) remuneration for attendance at events such as trade shows,
23 conventions, or educational or scientific workshops or seminars; or

24 (B) compensation earned by a prisoner under AS 33 at a rate
25 less than the minimum wage established under AS 23.10;

26 (4) "employer" means a person making payment of compensation for
27 services who is required to deduct and withhold income taxes under provisions of
28 26 U.S.C. (Internal Revenue Code);

29 (5) "individual" means a natural person who was 19 years of age or
30 older on January 1 of a calendar year;

31 (6) "self-employment earnings" means gross receipts from a business

1 activity that are not paid by an employer less the expenses incurred to produce the
2 gross receipts;

3 (7) "tax" means the employment tax levied by this chapter.

4 * **Sec. 34.** AS 44.47.305(c) is amended to read:

5 (c) A grant under (a) of this section may not exceed \$50 per month for each
6 child the child care facility cares for, or for each full-time equivalent, as determined
7 by the department. The grant shall be adjusted on a geographic basis by the same
8 factor [PERCENTAGES] as funding for a school district is [INSTRUCTIONAL
9 UNIT ALLOTMENTS ARE] adjusted under AS 14.17.460 [AS 14.17.051].

10 * **Sec. 35.** AS 14.16.050(a)(1)(G); AS 14.17.010, 14.17.021, 14.17.022, 14.17.024,
11 14.17.025, 14.17.026, 14.17.031, 14.17.041, 14.17.043, 14.17.045, 14.17.047, 14.17.051,
12 14.17.056, 14.17.080, 14.17.082, 14.17.140, 14.17.160, 14.17.170, 14.17.190, 14.17.200,
13 14.17.210, 14.17.220, 14.17.225, 14.17.250; and AS 14.30.315(a) are repealed.

14 * **Sec. 36.** TRANSITION: TRANSITION FUNDING. (a) Except as provided in (b) and
15 (c) of this section, if, for a fiscal year beginning July 1, 1998, or July 1, 1999, a city or
16 borough school district or a regional educational attendance area would receive less public
17 school funding under AS 14.17.410, enacted by sec. 2 of this Act, than the district or area
18 would have received as state aid for the fiscal year beginning July 1, 1998, the district or area
19 is eligible to receive additional public school funding equal to a percentage of the difference
20 between the state aid the district or area would have received for the fiscal year beginning
21 July 1, 1998, and the public school funding the district or area is eligible to receive under
22 AS 14.17.410, enacted by sec. 2 of this Act, according to the following table:

23 For the fiscal year beginning	Percentage of difference
24 July 1, 1998	75
25 July 1, 1999	50

26 (b) A city or borough school district is not eligible for additional funding authorized
27 under (a) of this section unless, during the fiscal year beginning July 1, 1997, the district
28 received the local contribution described under AS 14.17.025(a)(1), as that provision existed
29 on the day before the effective date of this Act.

30 (c) For the purposes of the reduction required under AS 14.17.400(b), enacted by sec.
31 2 of this Act, transition funding authorized under (a) of this section is treated the same as the

1 state share of public school funding under AS 14.17.410, enacted by sec. 2 of this Act.

2 (d) For purposes of this section, "state aid" means state foundation aid distributed
3 under the provisions of AS 14.17, if those provisions had not been repealed by this Act, and
4 additional district support appropriated by the legislature.

5 * **Sec. 37. TRANSITION: REGULATIONS.** (a) To the extent the regulations are not
6 inconsistent with the language and purposes of this Act, regulations relating to state aid for
7 public schools adopted by the Department of Education before the effective date of this
8 section remain in effect as valid regulations implementing this Act; all other regulations
9 relating to state aid for public schools adopted by the Department of Education before the
10 effective date of this section are annulled. The Department of Education may administer and
11 enforce those previously adopted regulations relating to state foundation aid for public schools.

12 (b) The Department of Education shall, by regulation, define the term "school" for
13 purposes of AS 14.17.

14 * **Sec. 38. TRANSITION: PROPOSED DISTRICT COST FACTORS.** The Department
15 of Education shall submit the initial proposed district cost factors, required under
16 AS 14.17.460(b), enacted in sec. 2 of this Act, to the Alaska State Legislature by January 15,
17 2001.

18 * **Sec. 39. TRANSITION: BASE STUDENT ALLOCATION.** Notwithstanding
19 AS 14.17.470, enacted in sec. 2 of this Act, the base student allocation is as follows:

20 For the fiscal year beginning	Base student allocation
21 July 1, 1998	\$3,856
22 July 1, 1999	\$3,889

23 * **Sec. 40. TRANSITION: MINIMUM EXPENDITURE FOR INSTRUCTION.**
24 Notwithstanding AS 14.17.520, enacted in sec. 2 of this Act, the minimum expenditure for the
25 instructional component of the school district budget is as follows:

26 For the fiscal year beginning	Minimum expenditure
27 July 1, 1998	60 percent
28 July 1, 1999	65 percent

29 * **Sec. 41. TRANSITION: UNORGANIZED BOROUGH EMPLOYMENT TAX.** (a)
30 AS 43.42, enacted by sec. 33 of this Act, applies to compensation and self-employment
31 earnings income received on or after January 1, 1999.

1 * **Sec. 42.** TRANSITION: SPECIAL EDUCATION FUNDING. If, for fiscal year 1999,
2 the special education service agency would receive less funding under AS 14.30.650, as
3 amended by sec. 27 of this Act, than the agency would have received for fiscal year 1999
4 under AS 14.30.650 as that provision read before the effective date of this Act, the agency is
5 eligible to receive additional state funding equal to the difference between the state funding
6 the agency is eligible to receive under AS 14.30.650, as amended by sec. 27 of this Act, and
7 the state funding the agency is eligible to receive on the day before the effective date of this
8 Act.

9 * **Sec. 43.** This Act takes effect July 1, 1998.

AMENDMENT #4

BY REP. BUNDE

OFFERED IN THE HOUSE

TO: CSSB 36(FIN) am

- 1 Page 2, line 9:
2 Following "State":
3 Delete "funding"
4 Insert "aid"
5 Delete "funding"
6 Insert "aid"
- 7 Page 2, line 14:
8 Delete "the state share of public school funding for which districts are eligible"
9 Insert "each district's basic need"
- 10 Page 2, lines 15 - 16:
11 Delete "state share of public school funding"
12 Insert "basic need of each district"
- 13 Page 2, line 22:
14 Delete "a state share and a local contribution"
15 Insert "state aid, a required local contribution, and eligible federal impact aid"
- 16 Page 2, line 24:
17 Delete "the state share equals state support minus a"
18 Insert "state aid equals basic need minus a required"
- 19 Page 2, line 25:
20 Delete "state support"

- 1 Insert "basic need"

- 2 Page 3, line 7, following "(2) the":
- 3 Insert "required"

- 4 Page 3, line 11:
- 5 Delete "state support"
- 6 Insert "basic need for the preceding fiscal year"

- 7 Page 3, line 20:
- 8 Delete "state share of public school funding"
- 9 Insert "basic need"

- 10 Page 3, line 22:
- 11 Delete "Public school funding"
- 12 Insert "State aid"

- 13 Page 4, line 31:
- 14 Delete "public school funding"
- 15 Insert "state aid"

- 16 Page 5, line 5:
- 17 Delete "public school funding"
- 18 Insert "state aid"

- 19 Page 7, line 28:
- 20 Delete "public school funding"
- 21 Insert "state aid"

- 22 Page 8, lines 11 - 12:
- 23 Delete "public school funding"
- 24 Insert "state aid"

1 Page 10, line 22:

2 Delete "public school funding"

3 Insert "state aid"

4 Page 10, line 24:

5 Delete "public school funding"

6 Insert "state aid"

7 Page 10, line 25:

8 Delete "public school funding"

9 Insert "state aid"

10 Page 10, line 28:

11 Delete "public school funding"

12 Insert "state aid"

13 Page 10, lines 30 - 31:

14 Delete "public school funding"

15 Insert "state aid"

16 Page 11, line 2:

17 Delete "public school funds"

18 Insert "state aid"

19 Page 11, line 3:

20 Delete "public school funding"

21 Insert "state aid"

22 Page 11, line 6:

23 Delete "public school funding"

24 Insert "state aid"

- 1 Page 11, lines 10 - 11:
- 2 Delete "public school funding"
- 3 Insert "state aid"

- 4 Page 11, line 20:
- 5 Delete "public school funding"
- 6 Insert "state aid"

- 7 Page 11, line 24:
- 8 Delete "public school funding"
- 9 Insert "state aid"

- 10 Page 11, line 28:
- 11 Delete "Public school funding"
- 12 Insert "State aid"

- 13 Page 11, line 29:
- 14 Delete "public school funding"
- 15 Insert "state aid"

- 16 Page 12, lines 18 - 19:
- 17 Delete all material.

- 18 Renumber the following paragraph accordingly.

- 19 Page 13, lines 6 - 7:
- 20 Delete "public school funding [STATE FOUNDATION AID]"
- 21 Insert "state [FOUNDATION] aid"

- 22 Page 16, line 16:
- 23 Delete "state support for [BASIC NEED OF]"
- 24 Insert "basic need of"

AMENDMENT #5
BY REP. BUNDE

OFFERED IN THE HOUSE

TO: CSSB 36(FIN) am

1 Page 3, following line 24:

2 Insert new subsections to read:

3 "(e) If a city or borough school district is established after July 1, 1998, for
4 the first three fiscal years in which the city or borough school district operates
5 schools, local contributions may be less than the amount that would otherwise be
6 required under (b)(2) of this section, except that

7 (1) in the second fiscal year of operations, local contributions must be
8 at least the greater of

9 (A) the local contributions, excluding federal impact aid, for
10 the previous fiscal year; or

11 (B) the sum of 10 percent of the district's eligible federal
12 impact aid for that year and the equivalent of a two mill tax levy on the full
13 and true value of the taxable real and personal property in the city or borough
14 school district as of January 1 of the second preceding fiscal year, as
15 determined by the Department of Community and Regional Affairs under
16 AS 14.17.510 and AS 29.45.110; and

17 (2) in the third year of operation, local contributions must be at least
18 the greater of

19 (A) the local contributions, excluding federal impact aid, for
20 the previous fiscal year; or

21 (B) the sum of 10 percent of the district's eligible federal
22 impact aid for that year and the equivalent of a three mill tax levy on the full
23 and true value of the taxable real and personal property in the district as of
24 January 1 of the second preceding fiscal year, as determined by the
25 Department of Community and Regional Affairs under AS 14.17.510 and

1
2
3
4

AS 29.45.110.

(f) A school district is eligible for additional state aid in the amount by which the local contributions that would otherwise have been required under (b)(2) of this section exceed the district's actual local contributions under (e) of this section."

AMENDMENT #6

BY REP. BUNDE

To: CSSB 36(FIN) am

Page 4, line 5,

Delete "ADM"

Insert "intensive student count"

AMENDMENT #7

OFFERED IN THE HOUSE

TO: CSSB 36(FIN) am

- 1 Page 4, line 7, following "indicates the":
- 2 Insert "services that will be provided for students who receive"

- 3 Page 4, line 9:
- 4 Delete "that will be provided to students"

AMENDMENT #9

BY REP. BUNDE

OFFERED IN THE HOUSE

TO: CSSB 36(FIN) am

1 Page 12, following line 15:

2 Insert a new paragraph to read:

3 "(5) "eligible federal impact aid" means the amount of federal impact
4 aid received by a district as of March 1 of the fiscal year as a result of an application
5 submitted in the preceding fiscal year, including advance payments and adjustments
6 received since March 1 of the preceding fiscal year from prior year applications, under
7 20 U.S.C. 7701 - 7714, except payments received under 20 U.S.C. 7703(f)(2)(B), to
8 the extent the state may consider that aid as local resources under federal law;"

9 Renumber the following paragraphs accordingly.

AMENDMENT #10

BY REP. BUNDE

OFFERED IN THE HOUSE

TO: CSSB 36(FIN) am

1 Page 17, lines 7 - 9:

2 Delete "\$85 for each special education student in the state in average daily
3 membership or the equivalent of two percent of the funds appropriated for special education
4 for that fiscal year, whichever is greater."

5 Insert "\$15.75 times the number of students in the state in
6 average daily membership in the preceding fiscal year as determined under
7 AS 14.17.600."

8 Page 17, line 12:

9 Delete "."

10 Insert "[\$85 FOR EACH SPECIAL EDUCATION STUDENT IN THE STATE IN
11 AVERAGE DAILY MEMBERSHIP OR THE EQUIVALENT OF TWO PERCENT OF THE
12 FUNDS APPROPRIATED FOR SPECIAL EDUCATION FOR THAT FISCAL YEAR,
13 WHICHEVER IS GREATER]."

14 Page 21, following line 24:

15 Insert a new bill section to read:

16 "** Sec. 40. TRANSITION: SPECIAL EDUCATION FUNDING. If, for fiscal year 1999,
17 the special education service agency would receive less funding under AS 14.30.650, as
18 amended by sec. 26 of this Act, than the agency would have received for fiscal year 1999
19 under AS 14.30.650 as that provision read before the effective date of this Act, the agency
20 is eligible to receive additional state funding equal to the difference between the state funding
21 the agency is eligible to receive under AS 14.30.650, as amended by sec. 26 of this Act, and
22 the state funding the agency is eligible to receive on the day before the effective date of this
23 Act."

1 Renumber the following bill section accordingly.

A M E N D M E N T #11

BY REP. BUNDE

OFFERED IN THE HOUSE

TO: CSSB 36(FIN) am

- 1 Page 5, line 4, following "factor.":
- 2 Insert "(a)"

- 3 Page 5, line 11:
- 4 Delete "1"
- 5 Insert "10"

- 6 Page 5, following line 18:
- 7 Insert a new subsection to read:
- 8 "(b) If the ADM in a school is less than 10, those students shall be included
- 9 in the ADM of the school in that district with the highest ADM as determined by the
- 10 most recent student count data for that district."

- 11 Page 21, lines 15 - 18:
- 12 Delete all material.

- 13 Renumber the following bill sections accordingly.

AMENDMENT #12
BY REP. BUNDE

To: CSSB 36(FIN) am

Page 21, line 13

Delete "3855", insert "3856"

Page 21, line 14

Delete "3888", insert "3889"

AMENDMENT #13

BY REP. BUNDE

To: CSSB 36(FIN) am

Page 13, following line 15:

Insert a new bill section to read:

****SEC.12.** AS 14.07.020 is amended by adding a new subsection to read:

(c) In implementing its duties under (a)(2) of this section, the department shall develop

- (1) performance standards in reading, writing, and mathematics to be met at designated age levels by each student in the public schools in the state; and
- (2) a comprehensive system of student assessments, composed of multiple indicators of proficiency in reading, writing, and mathematics; this comprehensive system must be made available to all districts and regional educational attendance areas and must include a developmental profile for students entering kindergarten or first grade, and performance standards in reading, writing, and mathematics for students in age groups 5 – 7, 8 – 10, and 11 – 14.”

Renumber the following bill sections accordingly.



UNITED STATES DEPARTMENT OF EDUCATION
OFFICE OF ELEMENTARY AND SECONDARY EDUCATION

March 25, 1998

Mr. Richard S. Cross
Deputy Commissioner
State of Alaska Department of Education
Goldbelt Place
801 West 10th Street, Suite 200
Juneau, Alaska 99801-1894

Dear Mr. Cross:

This is in reply to your request to Mark Smith of our General Counsel's Office that we confirm your advice to the Alaska legislature that Alaska would likely continue to qualify under section 8009(b) of the Elementary and Secondary Education Act (20 U.S.C. § 7709(b)) to consider Impact Aid in distributing State aid if Senate Bill CSSB 36 were enacted. That bill would revise the State funding formula to employ an adjusted average daily membership (ADM) derived through the use of "district cost factors," among other things, in calculating State aid.

We understand that, based upon the March 9, 1998, disparity test calculation entitled "FY 98 Budgeted School Operating Fund Disparity based on CSSB 36 version Q, FY 2001," which you provided us, your Department has advised the legislature that the State likely would continue to qualify if the bill were enacted. We further understand that you have advised the legislature that this advice is based upon projected data with all the limitations inherent in projections and that certifications under section 8009 are based upon actual data.

Because certifications are based upon actual data, we cannot give you an absolute assurance that the enactment of CSSB 36 would result in the State being certified. However, the data you provided to us indicate a disparity of 19 percent, well within the maximum range of 25 percent necessary for certification. Accordingly, based upon your data, we concur with the qualified advice you provided the legislature (i.e, based upon your projection it appears that the State would qualify; however, certifications are based on actual data).

We would consider the individual cost factors and the school size factors employed in the formula to be special cost differentials, making it appropriate to effectively remove the funds associated with those factors from the disparity test by calculating disparity on the basis of "weighted pupils." See 34 C.F.R. § 222.162(c)(2). We understand that this was done in the disparity test you provided us. We further understand that the individual district cost factors and school size factors are based on the March 1998 McDowell Group report you provided us entitled "Alaska

600 INDEPENDENCE AVENUE, S.W. WASHINGTON, D.C. 20202-6244

"Our mission is to ensure equal access to education and to promote educational excellence throughout the Nation."

Page 2 - Mr. Richard S. Cross

School Operating Cost Study," which supports their classification as special cost differentials.

We understand that the effect of the enactment of CSSB 36 might very well be to redistribute funds from less wealthy districts, including Regional Educational Attendance Areas without legal authority to impose local taxes, to more wealthy districts, including those with local taxing authority. Such a redistribution, however, would not necessarily be an impediment to certification under section 8009(b) since the legal test for certification is narrowly limited to the issue of whether the disparity between the highest and lowest districts considered by the test is within the statutorily prescribed range. Of course, as I am sure you recognize, there are many measures of equity, and certification under section 8009(b) would not in any way preclude legal challenges to the new funding formula based upon other legal theories.

I trust that this responds to your request. If we can be of any further assistance, please feel free to contact Carroll Dexter of our staff at (202) 260-3858.

Sincerely,



Catherine Schagh, Director
Impact Aid Program

STATE OF ALASKA

DEPARTMENT OF EDUCATION OFFICE OF THE COMMISSIONER

TONY KNOWLES, GOVERNOR

GOLDBELT PLACE
801 WEST 10TH STREET, SUITE 200
JUNEAU, ALASKA 99801-1894

(907) 465-2800
FAX (907) 465-4156

March 25, 1998

The Honorable Con Bunde, Chair
Health, Education and Social Services Committee
Alaska State Legislature
State Capitol, Room 104
Juneau, AK 99801-1182

Dear Representative Bunde:

The Department of Education (DOE) has prepared the enclosed analysis of CSSB 36(FIN) am, relating to the public school funding program. This analysis updates information previously provided to the Senate Finance Committee and includes:

- spreadsheets for each of three fiscal years, FY99 to FY01;
- a fiscal note for the Pupil Transportation Program; and
- a two page analysis of technical issues with the bill.

To prepare the updated analysis, DOE contacted each school district to verify the average daily membership (ADM) data by school. Corrections were made based on responses from school districts in the following areas:

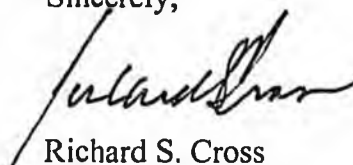
- Schools of less than 10 ADM that were run through the size table in error;
- ADM overstated by the number of correspondence students;
- Programs that were separately run through the size table are combined in the appropriate facility;
- Breaking out separate middle school and alternative high school facilities; and
- Correcting the distribution of ADM's between schools within school districts.

Based on the department's updated spreadsheets, the base student allocation needs to be updated as follows:

FY00 - Page 21, line 14 - \$3,889, and
FY99 - Page 21, line 13 - \$3,856

Please contact me if you have any questions.

Sincerely,



Richard S. Cross
Deputy Commissioner

Enclosures

	B	C	D	E	F	G	H	I
1	Alaska Department of Education							
2	Foundation Program; CSSB 36(FIN) am							
3	Comparison							
4	March 25, 1998							
5	FY99		D - E		@ 75%		F + G	
6		CS SB36	Existing			Net Change	% Change	
7	School	Proposed	Foundation		Transition	State Aid	In	
8	District:	State Aid:	State Aid:	Difference:	Funding:	Plus Transition:	State Aid	
9	Alaska Gateway	4,336,009	4,988,882	(652,873)	489,655	(163,218)	-3.27%	
10	Aleutian Region	1,085,169	1,176,499	(91,330)	156,795	65,465	5.56%	
11	Aleutians East	3,186,530	3,514,644	(328,114)	246,086	(82,028)	-2.33%	
12	Anchorage	194,402,155	188,038,815	6,363,340	-	6,363,340	3.38%	
13	Annette Island	1,809,601	1,569,188	240,413	-	240,413	15.32%	
14	Bering Strait	15,720,424	17,449,778	(1,729,354)	1,297,016	(432,338)	-2.48%	
15	Bristol Bay	1,414,246	1,654,521	(240,275)	180,206	(60,069)	-3.63%	
16	Chatham	2,264,246	2,337,557	(73,311)	54,983	(18,328)	-0.78%	
17	Chugach	1,078,737	1,515,697	(436,960)	327,720	(109,240)	-7.21%	
18	Copper River	5,581,994	6,225,778	(643,784)	482,838	(160,946)	-2.59%	
19	Cordova	2,811,016	2,702,072	108,944	-	108,944	4.03%	
20	Craig	2,517,761	2,322,242	195,519	-	195,519	8.42%	
21	Delta/Greely	5,087,722	4,790,289	297,433	-	297,433	6.21%	
22	Denali	2,603,693	2,659,400	(55,707)	41,780	(13,927)	-0.52%	
23	Dillingham	3,781,438	3,757,667	23,771	-	23,771	0.63%	
24	Fairbanks	67,318,058	64,607,118	2,710,950	-	2,710,950	4.20%	
25	Galena	5,100,652	6,649,592	(1,548,940)	1,161,705	(387,235)	-5.82%	
26	Haines	2,431,168	2,141,412	289,756	-	289,756	13.53%	
27	Hoonah	1,958,601	1,918,467	40,134	-	40,134	2.09%	
28	Hydaburg	1,039,255	1,083,657	(44,402)	114,279	69,877	6.45%	
29	Iditarod	4,747,204	5,278,870	(531,666)	398,750	(132,916)	-2.52%	
30	Juneau	21,107,305	20,166,492	940,813	-	940,813	4.67%	
31	Kake	1,372,933	1,325,815	47,118	-	47,118	3.55%	
32	Kashunamiut	2,109,441	2,235,575	(126,134)	214,466	88,332	3.95%	
33	Kenai Peninsula	43,959,566	42,073,799	1,885,767	-	1,885,767	4.48%	
34	Ketchikan	10,566,469	8,752,133	1,814,336	-	1,814,336	20.73%	
35	Klawock	1,207,017	1,427,412	(220,395)	280,129	59,734	4.18%	
36	Kodiak Island	13,924,088	13,876,822	47,266	-	47,266	0.34%	
37	Kuspuk	5,470,852	5,513,829	(42,977)	32,233	(10,744)	-0.19%	
38	Lake & Peninsula	6,525,065	6,743,387	(218,322)	163,742	(54,580)	-0.81%	
39	Lower Kuskokwim	31,137,132	38,671,330	(7,534,198)	5,650,649	(1,883,549)	-4.87%	
40	Lower Yukon	13,861,244	14,928,605	(1,067,361)	800,521	(266,840)	-1.79%	
41	Mat-Su	58,582,962	58,161,852	421,110	-	421,110	0.72%	
42	Nenana	1,340,448	1,735,074	(394,626)	432,305	37,679	2.17%	
43	Nome	5,217,325	5,181,309	36,016	-	36,016	0.70%	
44	North Slope	-	11,686,868	(11,686,868)	-	(11,686,868)	-100.00%	
45	Northwest Arctic	18,656,455	18,530,116	126,339	-	126,339	0.68%	
46	Pelican	350,850	556,016	(205,166)	190,932	(14,234)	-2.56%	
47	Petersburg	3,699,598	3,173,500	526,098	-	526,098	16.58%	
48	Pribilof	1,647,733	1,883,539	(235,806)	176,855	(58,951)	-3.13%	
49	Sitka	7,100,407	6,142,485	957,922	-	957,922	15.60%	
50	Skagway	459,821	683,840	(224,019)	252,652	28,633	4.19%	
51	Southeast Island	2,226,657	2,765,941	(539,284)	404,463	(134,821)	-4.87%	
52	Southwest Region	6,646,114	7,597,531	(951,417)	713,563	(237,854)	-3.13%	
53	St. Mary's	1,089,399	1,414,706	(325,307)	349,663	24,356	1.72%	
54	Tanana	1,121,689	1,253,694	(132,005)	194,621	62,616	4.99%	
55	Unalaska	1,580,712	1,913,136	(332,424)	398,006	65,582	3.43%	
56	Valdez	1,877,339	3,404,758	(1,527,419)	-	(1,527,419)	-44.86%	
57	Wrangell	2,742,064	2,312,953	429,111	-	429,111	18.55%	
58	Yakutat	1,233,667	1,429,670	(196,003)	147,002	(49,001)	-3.43%	
59	Yukon Flats	5,061,519	6,158,915	(1,097,396)	823,047	(274,349)	-4.45%	
60	Yukon/Koyukuk	5,653,884	6,788,379	(1,134,495)	850,871	(283,624)	-4.18%	
61	Yupik	3,329,233	4,250,129	(920,896)	690,672	(230,224)	-5.42%	
62	ACS	4,156,575	3,996,324	160,251	-	160,251	4.01%	
63	Mt. Edgecumbe	1,760,264	1,717,150	43,114	-	43,114	2.51%	
64	Other	26,096,071	26,096,071	-	-	-	0.00%	
66	TOTAL:	\$643,147,587	\$660,931,300	(\$17,783,713)	\$17,718,205	(\$65,508)		

	B	C	D	E	F	G	H	I	J
1	Alaska Department of Education								
2	Foundation Program; CSSB 36(FIN) am								
3						C + E + F			H x I
4	March 25, 1998			Correspondence			Adj. For		Adj
5	FY99			n	Out		School	District	for
6	School	Projected	Students	Students	Total		Size	Cost	Cost
7	District:	ADM:	ADM:	ADM:	ADM:		ADM:	Factor:	Product:
8									
9	Alaska Gateway	494.00	28.00			522.00	748.97	1.291	966.92
10	Aleutian Region	67.00				67.00	141.48	1.736	245.61
11	Aleutians East	345.00				345.00	566.44	1.423	806.04
12	Anchorage	47,832.75				47,832.75	52,208.39	1.000	52,208.39
13	Annette Island	389.00	2.00			391.00	572.46	1.011	578.76
14	Bering Strait	1,809.41				1,809.41	2,657.55	1.525	4,052.76
15	Bristol Bay	308.00				308.00	406.44	1.262	512.93
16	Chatham	297.00				297.00	542.62	1.120	607.73
17	Chugach	81.00	45.00	20.00		146.00	161.63	1.294	209.15
18	Copper River	606.50	37.00	186.00		829.50	920.15	1.176	1,082.10
19	Cordova	530.00				530.00	678.00	1.096	743.09
20	Craig	408.00	30.00	9.00		447.00	577.32	1.010	583.09
21	Delta/Greely	799.00	25.00			824.00	1,110.31	1.106	1,228.00
22	Denali	352.00	3.00			355.00	504.20	1.313	662.01
23	Dillingham	619.00				619.00	767.63	1.254	962.61
24	Fairbanks	15,957.50	490.00			16,447.50	17,376.43	1.039	18,054.11
25	Galena	222.00			1,157.00	1,379.00	356.60	1.348	480.70
26	Haines	429.00	9.00			438.00	644.20	1.008	649.35
27	Hoonah	270.00				270.00	398.10	1.055	420.00
28	Hydaburg	125.00				125.00	208.45	1.085	226.17
29	Iditarod	436.00				436.00	760.58	1.470	1,118.05
30	Juneau	5,721.00	29.00			5,750.00	6,218.92	1.005	6,250.01
31	Kake	190.00				190.00	312.22	1.025	320.03
32	Kashunamiut	279.00				279.00	354.23	1.389	492.03
33	Kenai Peninsula	10,243.96	98.00			10,341.96	12,548.19	1.004	12,598.38
34	Ketchikan	2,650.00	69.00			2,719.00	3,160.98	1.000	3,160.98
35	Klawock	215.00				215.00	288.30	1.017	293.20
36	Kodiak Island	2,819.00	78.00			2,897.00	3,478.96	1.093	3,802.50
37	Kuspuk	510.00				510.00	891.15	1.434	1,277.91
38	Lake & Peninsula	513.00	5.00			518.00	965.27	1.558	1,503.89
39	Lower Kuskokwim	3,642.00				3,642.00	5,045.00	1.491	7,522.10
40	Lower Yukon	1,850.60				1,850.60	2,520.67	1.438	3,624.72
41	Mat-Su	12,045.00	596.00			12,641.00	13,549.15	1.010	13,684.64
42	Nenana	135.00	20.00	65.00		220.00	199.05	1.270	252.79
43	Nome	789.00				789.00	956.83	1.319	1,262.06
44	North Slope	2,037.00				2,037.00	2,629.23	1.504	3,954.36
45	Northwest Arctic	2,233.00	15.00			2,248.00	2,950.50	1.549	4,570.32
46	Pelican	38.00				38.00	67.72	1.290	87.36
47	Petersburg	775.00				775.00	993.42	1.000	993.42
48	Pribilof	196.00				196.00	299.06	1.419	424.37
49	Sitka	1,680.00	70.00			1,750.00	1,993.10	1.000	1,993.10
50	Skagway	130.00				130.00	192.70	1.143	220.26
51	Southeast Island	259.00	10.00			269.00	500.47	1.124	562.53
52	Southwest Region	779.20				779.20	1,147.70	1.423	1,633.18
53	St. Mary's	133.00				133.00	185.08	1.351	250.04
54	Tanana	111.00	2.00			113.00	168.57	1.496	252.18
55	Unalaska	390.00				390.00	533.40	1.245	664.08
56	Valdez	895.00				895.00	1,100.43	1.095	1,204.97
57	Wrangell	498.25	10.00	6.00		514.25	701.14	1.000	701.14
58	Yakutat	178.00				178.00	274.98	1.046	287.63
59	Yukon Flats	409.00	35.00			444.00	712.00	1.668	1,187.62
60	Yukon/Koyukuk	554.00				554.00	923.58	1.502	1,387.22
61	Yup'it	412.00				412.00	601.48	1.469	883.57
62	ACS	0.00		1,558.38		1,558.38	0.00	1.000	0.00
63	Mt. Edgecumbe	306.00				306.00	380.42	1.000	380.42
64	Other								
66	TOTALS:	125,993.17	1,706.00	3,101.38		130,800.55	149,151.85	68.00	164,080.58

	B	K	M	O	P	Q	S	T
1	Alaska Department of Education							
2	Foundation Program; CSSB 36(FIN) am							
3		J x 1.20		M x 5	K + O	Ex 1	F x .65	P + Q + S
4	March 25, 1998	Special	Special		Adjusted	Correspondence		
5	FY99	Education	Education	Adj.	Students +	In	Out	District
6	School	Factor	Intensive:	Intensive	Special	District	District	Adjusted
7	District:	1.20	5.00	Education:	Education:	1.00	0.65	ADM:
8								
9	Alaska Gateway	1,160.30	5.00	25.00	1,185.30	28.00	0.00	1,213.30
10	Aleutian Region	294.73	0.00	0.00	294.73	0.00	0.00	294.73
11	Aleutians East	967.25	3.00	15.00	982.25	0.00	0.00	982.25
12	Anchorage	62,650.07	686.00	3,430.00	66,080.07	0.00	0.00	66,080.07
13	Annette Island	694.51	2.00	10.00	704.51	2.00	0.00	706.51
14	Bering Strait	4,863.31	4.00	20.00	4,883.31	0.00	0.00	4,883.31
15	Bristol Bay	615.52	2.00	10.00	625.52	0.00	0.00	625.52
16	Chatham	729.28	2.00	10.00	739.28	0.00	0.00	739.28
17	Chugach	250.98	0.00	0.00	250.98	45.00	13.00	308.98
18	Copper River	1,298.52	2.00	10.00	1,308.52	37.00	120.90	1,466.42
19	Cordova	891.71	3.00	15.00	906.71	0.00	0.00	906.71
20	Craig	699.71	3.00	15.00	714.71	30.00	5.85	750.56
21	Delta/Greely	1,473.60	6.00	30.00	1,503.60	25.00	0.00	1,528.60
22	Denali	794.41	0.00	0.00	794.41	3.00	0.00	797.41
23	Dillingham	1,155.13	5.00	25.00	1,180.13	0.00	0.00	1,180.13
24	Fairbanks	21,664.93	178.00	890.00	22,554.93	490.00	0.00	23,044.93
25	Galena	576.84	4.00	20.00	596.84	0.00	752.05	1,348.89
26	Haines	779.22	4.00	20.00	799.22	9.00	0.00	808.22
27	Hoonah	504.00	8.00	40.00	544.00	0.00	0.00	544.00
28	Hydaburg	271.40	1.00	5.00	276.40	0.00	0.00	276.40
29	Iditarod	1,341.66	5.00	25.00	1,366.66	0.00	0.00	1,366.66
30	Juneau	7,500.01	76.00	380.00	7,880.01	29.00	0.00	7,909.01
31	Kake	384.04	1.00	5.00	389.04	0.00	0.00	389.04
32	Kashunamiut	590.44	4.00	20.00	610.44	0.00	0.00	610.44
33	Kenai Peninsula	15,118.06	56.00	280.00	15,398.06	98.00	0.00	15,496.06
34	Ketchikan	3,793.18	12.00	60.00	3,853.18	69.00	0.00	3,922.18
35	Klawock	351.84	1.00	5.00	356.84	0.00	0.00	356.84
36	Kodiak Island	4,563.00	12.00	60.00	4,623.00	78.00	0.00	4,701.00
37	Kuspuk	1,533.49	3.00	15.00	1,548.49	0.00	0.00	1,548.49
38	Lake & Peninsula	1,804.67	1.00	5.00	1,809.67	5.00	0.00	1,814.67
39	Lower Kuskokwim	9,026.52	25.00	125.00	9,151.52	0.00	0.00	9,151.52
40	Lower Yukon	4,349.66	2.00	10.00	4,359.66	0.00	0.00	4,359.66
41	Mat-Su	16,421.57	150.00	750.00	17,171.57	596.00	0.00	17,767.57
42	Nenana	303.35	0.00	0.00	303.35	20.00	42.25	365.60
43	Nome	1,514.47	1.00	5.00	1,519.47	0.00	0.00	1,519.47
44	North Slope	4,745.23	4.00	20.00	4,765.23	0.00	0.00	4,765.23
45	Northwest Arctic	5,484.38	3.00	15.00	5,499.38	15.00	0.00	5,514.38
46	Pelican	104.83	0.00	0.00	104.83	0.00	0.00	104.83
47	Petersburg	1,192.10	3.00	15.00	1,207.10	0.00	0.00	1,207.10
48	Pribilof	509.24	1.00	5.00	514.24	0.00	0.00	514.24
49	Sitka	2,391.72	10.00	50.00	2,441.72	70.00	0.00	2,511.72
50	Skagway	264.31	0.00	0.00	264.31	0.00	0.00	264.31
51	Southeast Island	675.04	0.00	0.00	675.04	10.00	0.00	685.04
52	Southwest Region	1,959.82	3.00	15.00	1,974.82	0.00	0.00	1,974.82
53	St. Mary's	300.05	0.00	0.00	300.05	0.00	0.00	300.05
54	Tanana	302.62	0.00	0.00	302.62	2.00	0.00	304.62
55	Unalaska	796.90	1.00	5.00	801.90	0.00	0.00	801.90
56	Valdez	1,445.96	6.00	30.00	1,475.96	0.00	0.00	1,475.96
57	Wrangell	841.37	5.00	25.00	866.37	10.00	3.90	880.27
58	Yakutat	345.16	3.00	15.00	360.16	0.00	0.00	360.16
59	Yukon Flats	1,425.14	0.00	0.00	1,425.14	35.00	0.00	1,460.14
60	Yukon/Koyukuk	1,664.66	7.00	35.00	1,699.66	0.00	0.00	1,699.66
61	Yup'it	1,060.28	1.00	5.00	1,065.28	0.00	0.00	1,065.28
62	ACS	0.00	0.00	0.00	0.00	0.00	1,077.95	1,077.95
63	Mt. Edgecumbe	456.50	0.00	0.00	456.50	0.00	0.00	456.50
64	Other							
66	TOTALS:	196,896.69	1,314.00	6,570.00	203,466.69	1,706.00	2,015.90	207,188.59

	B	U	V	W	X	Y	Z
1	Alaska Department of Education						
2	Foundation Program; CSSB 36(FIN) am		Base Student Allocation				
3		T x	AS 14.17.470	\$3,856	U - V - Y		
4	March 25, 1998	\$3,856				Deductible	
5	FY99			Federal	Impact	Impact	
6	School	State	Required	Impact	Aid	Aid	State
7	District:	Support:	Local:	Aid:	Percent:	90.0%	Share:
8							
9	Alaska Gateway	4,678,485	-	380,529	100.00%	342,476	4,336,009
10	Aleutian Region	1,136,479	-	57,011	100.00%	51,310	1,085,169
11	Aleutians East	3,787,556	365,761	509,562	51.30%	235,265	3,186,530
12	Anchorage	254,804,750	55,828,890	8,314,618	61.12%	4,573,705	194,402,155
13	Annette Island	2,724,303	-	1,016,335	100.00%	914,702	1,809,601
14	Bering Strait	18,830,043	-	3,455,132	100.00%	3,109,619	15,720,424
15	Bristol Bay	2,412,005	860,657	240,580	63.32%	137,102	1,414,246
16	Chatham	2,850,664	-	651,576	100.00%	586,418	2,264,246
17	Chugach	1,191,427	-	125,211	100.00%	112,690	1,078,737
18	Copper River	5,654,516	-	80,580	100.00%	72,522	5,581,994
19	Cordova	3,496,274	674,600	19,032	62.22%	10,658	2,811,016
20	Craig	2,894,159	367,686	16,690	58.00%	8,712	2,517,761
21	Delta/Grœely	5,894,282	-	896,178	100.00%	806,560	5,087,722
22	Denali	3,074,813	459,758	27,613	45.72%	11,362	2,603,693
23	Dillingham	4,550,581	608,522	335,087	53.26%	160,621	3,781,438
24	Fairbanks	88,861,250	17,779,142	6,593,515	63.43%	3,764,040	67,318,068
25	Galena	5,201,320	70,412	314,774	10.68%	30,256	5,100,652
26	Haines	3,116,496	674,832	18,985	61.43%	10,496	2,431,168
27	Hoonah	2,037,664	98,904	238,998	18.67%	40,159	1,958,601
28	Hydaburg	1,065,798	23,809	17,039	17.83%	2,734	1,039,255
29	Iditarod	5,269,841	-	580,708	100.00%	522,637	4,747,204
30	Juneau	30,497,143	9,380,326	16,954	62.34%	9,512	21,107,305
31	Kake	1,500,138	69,431	281,923	22.77%	57,774	1,372,933
32	Kashunamiut	2,353,857	-	271,573	100.00%	244,416	2,109,441
33	Kenai Peninsula	59,752,807	15,751,444	83,078	55.90%	41,797	43,959,566
34	Ketchikan	15,123,926	4,552,513	8,986	61.13%	4,944	10,566,469
35	Klawock	1,375,975	62,627	274,629	43.02%	106,331	1,207,017
36	Kodiak Island	18,127,056	3,588,780	1,081,508	63.10%	614,188	13,924,088
37	Kuspuk	5,970,977	-	555,694	100.00%	500,125	5,470,852
38	Lake & Peninsula	6,997,368	268,776	1,028,381	21.99%	203,527	6,525,065
39	Lower Kuskokwim	35,288,261	-	4,612,365	100.00%	4,151,129	31,137,132
40	Lower Yukon	16,810,849	-	3,277,339	100.00%	2,949,505	13,861,244
41	Mat-Su	68,511,750	9,922,903	14,639	44.67%	5,885	58,582,962
42	Nenana	1,409,754	66,968	2,926	88.79%	2,338	1,340,448
43	Nome	5,859,076	626,146	43,424	39.93%	15,605	5,217,325
44	North Slope	18,374,727	18,374,727	2,648,619	66.45%	1,584,007	-
45	Northwest Arctic	21,263,449	1,484,493	2,240,789	55.66%	1,122,501	18,656,455
46	Pelican	404,224	53,374	-	85.72%	-	350,850
47	Petersburg	4,654,578	947,600	15,861	51.70%	7,380	3,699,598
48	Pribilof	1,982,909	-	372,418	100.00%	335,176	1,647,733
49	Sitka	9,685,192	2,500,230	158,779	59.17%	84,555	7,100,407
50	Skagway	1,019,179	559,358	-	74.36%	-	459,821
51	Southeast Island	2,641,514	-	460,952	100.00%	414,857	2,226,657
52	Southwest Region	7,614,906	-	1,076,436	100.00%	968,792	6,646,114
53	St. Mary's	1,156,993	17,993	122,527	44.98%	49,601	1,089,399
54	Tanana	1,174,615	23,286	178,213	18.48%	29,640	1,121,689
55	Unalaska	3,092,126	1,511,123	363	89.05%	291	1,580,712
56	Valdez	5,691,302	3,774,555	43,787	100.00%	39,408	1,877,339
57	Wrangell	3,394,321	651,476	1,812	47.88%	781	2,742,064
58	Yakutat	1,388,777	144,356	39,086	30.57%	10,754	1,233,667
59	Yukon Flats	5,630,300	-	631,979	100.00%	568,781	5,061,519
60	Yukon/Koyukuk	6,553,889	-	1,000,006	100.00%	900,005	5,653,884
61	Yupik	4,107,720	-	864,985	100.00%	778,487	3,329,233
62	ACS	4,156,575	-	-	100.00%	-	4,156,575
63	Mt. Edgecumbe	1,760,264	-	-	100.00%	-	1,730,264
64	Other						26,096,071
66	TOTALS:	\$798,919,203	\$152,145,458	\$45,299,784		\$31,306,236	\$643,147,587

	A	B	D	G
1	Alaska Department of Education			
2	Foundation Program; CSSB 36(FIN) am			
3	Required Local Effort Calculation			
4	March 25, 1998			
5	FY99	G X .004		
6		Required		
7		Local	Mill Rate	1997 Full
8	School District:	Effort:	0.004	Determination:
9	Alaska Gateway	-	-	-
10	Aleutian Region	-	-	-
11	Aleutians East	365,761	365,761	91,440,300
12	Anchorage	55,828,890	55,828,890	13,957,222,570
13	Annette Island	-	-	-
14	Bering Strait	-	-	-
15	Bristol Bay	860,657	860,657	215,164,218
16	Chatham	-	-	-
17	Chugach	-	-	-
18	Copper River	-	-	-
19	Cordova	674,600	674,600	168,650,100
20	Craig	367,686	367,686	91,921,400
21	Delta/Greely	-	-	-
22	Denali	459,758	459,758	114,939,500
23	Dillingham	608,522	608,522	152,130,600
24	Fairbanks	17,779,142	17,779,142	4,444,785,400
25	Galena	70,412	70,412	17,603,000
26	Haines	674,832	674,832	168,708,000
27	Hoonah	98,904	98,904	24,725,900
28	Hydaburg	23,809	23,809	5,952,200
29	Iditarod	-	-	-
30	Juneau	9,380,326	9,380,326	2,345,081,400
31	Kake	69,431	69,431	17,357,800
32	Kashunamiut	-	-	-
33	Kenai Peninsula	15,751,444	15,751,444	3,937,860,920
34	Ketchikan	4,552,513	4,552,513	1,138,128,200
35	Klawock	62,627	62,627	15,656,700
36	Kodiak Island	3,588,780	3,588,780	897,194,900
37	Kuspuk	-	-	-
38	Lake & Peninsula	268,776	268,776	67,193,900
39	Lower Kuskokwim	-	-	-
40	Lower Yukon	-	-	-
41	Mat-Su	9,922,903	9,922,903	2,480,725,840
42	Nenana	66,968	66,968	16,742,100
43	Nome	626,146	626,146	156,536,400
44	North Slope	18,374,727	18,374,727	11,749,014,490
45	Northwest Arctic	1,484,493	1,484,493	371,123,200
46	Pelican	53,374	53,374	13,343,500
47	Petersburg	947,600	947,600	236,900,000
48	Pribilof	-	-	-
49	Sitka	2,500,230	2,500,230	625,057,600
50	Skagway	559,358	559,358	139,839,400
51	Southeast Island	-	-	-
52	Southwest Region	-	-	-
53	St. Mary's	17,993	17,993	4,498,200
54	Tanana	23,286	23,286	5,821,600
55	Unalaska	1,511,123	1,511,123	377,780,800
56	Valdez	3,774,555	3,774,555	943,638,760
57	Wrangell	651,476	651,476	162,869,100
58	Yakutat	144,356	144,356	36,089,000
59	Yukon Flats	-	-	-
60	Yukon/Koyukuk	-	-	-
61	Yupik	-	-	-
62	ACS	-	-	-
63	Mt. Edgecumbe	-	-	-
64	Other	-	-	-
66	TOTAL:	\$152,145,458	\$152,145,458	\$45,191,696,998

	B	D	E	F	G	H	I	J	K
1	Alaska Department of Education								
2	Foundation Program; CSSB 36(FIN) am								
3	Transition Calculation								
4	March 25, 1998								
5	FY99		E + F			G - H		I x 75%	
6			Additional	Foundation	SB36		Difference		
7		Mill	Total	District	Plus	State		@	
8	School District:	Rate:	Foundation:	Support:	Single Site:	Aid:	Difference:	75.0%	Transltion:
9	Alaska Gateway	4.000	4,988,882		4,988,882	4,336,009	652,873	489,655	489,655
10	Aleutian Region	4.000	1,176,499	117,730	1,294,229	1,085,169	209,060	156,795	156,795
11	Aleutians East	7.700	3,514,644		3,514,644	3,186,530	328,114	246,086	246,086
12	Anchorage	6.500	188,038,815		188,038,815	194,402,155	(6,363,340)	(4,772,505)	-
13	Annette Island	4.000	1,569,188	161,650	1,730,838	1,809,601	(78,763)	(59,072)	-
14	Bering Strait	4.000	17,449,778		17,449,778	15,720,424	1,729,354	1,297,016	1,297,016
15	Bristol Bay	6.200	1,654,521		1,654,521	1,414,246	240,275	180,206	180,206
16	Chatham	4.000	2,337,557		2,337,557	2,264,246	73,311	54,983	54,983
17	Chugach	4.000	1,515,697		1,515,697	1,078,737	436,960	327,720	327,720
18	Copper River	4.000	6,225,778		6,225,778	5,581,994	643,784	482,838	482,838
19	Cordova	6.400	2,702,072	166,530	2,868,602	2,811,016	57,586	43,190	-
20	Craig	6.600	2,322,242	179,950	2,502,192	2,517,761	(15,569)	(11,677)	-
21	Delta/Greely	4.000	4,790,289		4,790,289	5,087,722	(297,433)	(223,075)	-
22	Denali	8.700	2,659,400		2,659,400	2,603,693	55,707	41,780	41,780
23	Dillingham	7.000	3,757,667	220,200	3,977,867	3,781,438	196,429	147,322	-
24	Fairbanks	6.600	64,607,118		64,607,118	67,318,068	(2,710,950)	(2,033,213)	-
25	Galena	34.600	6,649,592		6,649,592	5,100,652	1,548,940	1,161,705	1,161,705
26	Haines	6.600	2,141,412		2,141,412	2,431,168	(289,756)	(217,317)	-
27	Hoonah	21.600	1,918,467	126,270	2,044,737	1,958,601	86,136	64,602	-
28	Hydaburg	6.400	1,083,657	107,970	1,191,627	1,039,255	152,372	114,279	114,279
29	Iditarod	4.000	5,278,870		5,278,870	4,747,204	531,666	398,750	398,750
30	Juneau	6.400	20,166,492		20,166,492	21,107,305	(940,813)	(705,610)	-
31	Kake	9.800	1,325,815	140,910	1,466,725	1,372,933	93,792	70,344	-
32	Kashunamiut	4.000	2,235,575	159,820	2,395,395	2,109,441	285,954	214,466	214,466
33	Kenai Peninsula	7.200	42,073,799		42,073,799	43,959,566	(1,885,767)	(1,414,325)	-
34	Ketchikan	6.500	8,752,133		8,752,133	10,566,469	(1,814,336)	(1,360,752)	-
35	Klawock	5.500	1,427,412	153,110	1,580,522	1,207,017	373,505	280,129	280,129
36	Kodiak Island	6.300	13,876,822		13,876,822	13,924,088	(47,266)	(35,450)	-
37	Kuspuk	4.000	5,513,829		5,513,829	5,470,852	42,977	32,233	32,233
38	Lake & Peninsula	17.900	6,743,387		6,743,387	6,525,065	218,322	163,742	163,742
39	Lower Kuskokwim	4.000	38,671,330		38,671,330	31,137,132	7,534,198	5,650,649	5,650,649
40	Lower Yukon	4.000	14,928,605		14,928,605	13,861,244	1,067,361	800,521	800,521
41	Mat-Su	8.900	58,161,852		58,161,852	58,582,962	(421,110)	(315,833)	-
42	Nenana	4.200	1,735,074	181,780	1,916,854	1,340,448	576,406	432,305	432,305
43	Nome	8.400	5,181,309	285,470	5,466,779	5,217,325	249,454	187,091	-
44	North Slope	2.300	11,686,868		11,686,868	-	11,686,868	8,765,151	-
45	Northwest Arctic	6.200	18,530,116		18,530,116	18,656,455	(126,339)	(94,754)	-
46	Pelican	4.700	556,016	49,410	605,426	350,850	254,576	190,932	190,932
47	Petersburg	7.800	3,173,500	211,660	3,385,160	3,699,598	(314,438)	(235,829)	-
48	Pribilof	4.000	1,883,539		1,883,539	1,647,733	235,806	176,855	176,855
49	Sitka	6.800	6,142,485		6,142,485	7,100,407	(957,922)	(718,442)	-
50	Skagway	5.400	683,840	112,850	796,690	459,821	336,869	252,652	252,652
51	Southeast Island	4.000	2,765,941		2,765,941	2,226,657	539,284	404,463	404,463
52	Southwest Region	4.000	7,597,531		7,597,531	6,646,114	951,417	713,563	713,563
53	St. Mary's	8.900	1,414,706	140,910	1,555,616	1,089,399	466,217	349,663	349,663
54	Tanana	23.700	1,253,694	127,490	1,381,184	1,121,689	259,495	194,621	194,621
55	Unalaska	4.500	1,913,136	198,250	2,111,386	1,580,712	530,674	398,006	398,006
56	Valdez	3.900	3,404,758	265,960	3,670,718	1,877,339	1,793,379	1,345,034	-
57	Wrangell	8.200	2,312,953	196,420	2,509,373	2,742,064	(232,691)	(174,518)	-
58	Yakutat	12.400	1,429,670		1,429,670	1,233,667	196,003	147,002	147,002
59	Yukon Flats	4.000	6,158,915		6,158,915	5,061,519	1,097,396	823,047	823,047
60	Yukon/Koyukuk	4.000	6,788,379		6,788,379	5,653,884	1,134,495	850,871	850,871
61	Yuplit	4.000	4,250,129		4,250,129	3,329,233	920,896	690,672	690,672
62	ACS	4.000	3,996,324		3,996,324	4,156,575	(160,251)	(120,188)	-
63	Mt. Edgecumbe	4.000	1,717,150		1,717,150	1,760,264	(43,114)	(32,336)	-
64	Other		26,096,071		26,096,071	26,096,071	-	-	-
66			\$660,931,300	\$3,304,340	\$664,235,640	\$643,147,587	\$21,088,053	\$15,816,040	\$17,718,205

	A	B	C	D	E	F	G	H
1	Alaska Department of Education							
2	Foundation Program; CSSB 36(FIN) am							
3	Required Local Effort & Maximum							
4	March 25, 1998							
5	FY99		23% or		Tax & In-kind			
6			2 Mills		FY98			
7		Required	Allowable	Maximum	Budgeted	Amount to	Amount	Room
8	School District:	Effort	Excess	Local	Local	Meet Req.	Over	Under
							Excess	Local Cap
9	Alaska Gateway	-	1,076,052	1,076,052	-	-	-	-
10	Aleutian Region	-	261,390	261,390	-	-	-	-
11	Aleutians East	365,761	871,138	1,236,899	708,000	-	-	528,899
12	Anchorage	55,828,890	58,605,093	114,433,983	87,682,805	-	-	26,751,178
13	Annette Island	-	626,590	626,590	-	-	-	-
14	Bering Strait	-	4,330,910	4,330,910	-	-	-	-
15	Bristol Bay	860,657	554,761	1,415,418	1,324,152	-	-	91,266
16	Chatham	-	655,653	655,653	-	-	-	-
17	Chugach	-	274,028	274,028	-	-	-	-
18	Copper River	-	1,300,539	1,300,539	-	-	-	-
19	Cordova	674,600	804,143	1,478,743	1,052,000	-	-	426,743
20	Craig	367,686	665,657	1,033,343	584,728	-	-	448,615
21	Delta/Greely	-	1,355,685	1,355,685	-	-	-	-
22	Denali	459,758	707,207	1,166,965	981,736	-	-	185,229
23	Dillingham	608,522	1,046,634	1,655,156	942,500	-	-	712,656
24	Fairbanks	17,779,142	20,438,088	38,217,230	27,680,000	-	-	10,537,230
25	Galena	70,412	1,196,304	1,266,716	556,527	-	-	710,189
26	Haines	674,832	716,794	1,391,626	1,080,455	-	-	311,171
27	Hoonah	98,904	482,463	581,367	454,727	-	-	126,640
28	Hydaburg	23,809	245,134	268,943	34,000	-	-	234,943
29	Iditarod	-	1,212,063	1,212,063	-	-	-	-
30	Juneau	9,380,326	7,014,343	16,394,669	14,953,000	-	-	1,441,669
31	Kake	69,431	345,032	414,463	150,000	-	-	264,463
32	Kashunamiut	-	541,387	541,387	-	-	-	-
33	Kenai Peninsula	15,751,444	13,743,146	29,494,590	28,095,197	-	-	1,399,393
34	Ketchikan	4,552,513	3,478,503	8,031,016	7,358,058	-	-	672,958
35	Klawock	62,627	316,474	379,101	51,125	11,502	-	327,976
36	Kodiak Island	3,588,780	4,169,223	7,758,003	5,603,980	-	-	2,154,023
37	Kuspuk	-	1,373,325	1,373,325	-	-	-	-
38	Lake & Peninsula	268,776	1,609,395	1,878,171	1,026,500	-	-	851,671
39	Lower Kuskokwim	-	8,116,300	8,116,300	-	-	-	-
40	Lower Yukon	-	3,866,495	3,866,495	-	-	-	-
41	Mat-Su	9,922,903	15,757,703	25,680,606	22,139,480	-	-	3,541,126
42	Nenana	66,968	324,243	391,211	66,120	848	-	325,091
43	Nome	626,146	1,347,587	1,973,733	1,251,731	-	-	722,002
44	North Slope	18,374,727	23,498,029	41,872,756	27,600,068	-	-	14,272,688
45	Northwest Arctic	1,484,493	4,890,593	6,375,086	1,984,920	-	-	4,390,166
46	Pelican	53,374	92,972	146,346	62,266	-	-	84,080
47	Petersburg	947,600	1,070,553	2,018,153	1,807,361	-	-	210,792
48	Pribilof	-	456,069	456,069	-	-	-	-
49	Sitka	2,500,230	2,227,594	4,727,824	4,210,656	-	-	517,168
50	Skagway	559,358	279,679	839,037	746,690	-	-	92,347
51	Southeast Island	-	607,548	607,548	-	-	-	-
52	Southwest Region	-	1,751,428	1,751,428	-	-	-	-
53	St. Mary's	17,993	266,108	284,101	25,000	-	-	259,101
54	Tanana	23,286	270,161	293,447	115,000	-	-	178,447
55	Unalaska	1,511,123	755,562	2,266,685	1,664,932	-	-	605,753
56	Valdez	3,774,555	1,887,278	5,661,833	3,579,727	194,828	-	2,082,106
57	Wrangell	651,476	780,694	1,432,170	1,329,000	-	-	103,170
58	Yakutat	144,356	319,419	463,775	432,150	-	-	31,625
59	Yukon Flats	-	1,294,969	1,294,969	-	-	-	-
60	Yukon/Koyukuk	-	1,507,394	1,507,394	-	-	-	-
61	Yupik	-	944,776	944,776	-	-	-	-
64	TOTALS	\$152,145,458	\$202,330,308	\$354,475,766	\$247,330,591	\$207,178	\$0	\$75,592,574

	A	B	C	D	E	F
1	Alaska Department of Education					
2	Foundation Program; CSSB 36(FIN) am					
3	Page 9, Sec. 14.17.530 - Administrative Cap					
4	March 25, 1998					
5						
6	FY99					
7		Total FY98	Instructional	Total Expend. @	Reduction in	% of Instruc.
8		Budgeted Expenditures	Expenditures	60%	State Aid	to Total Exp.
9	Alaska Gateway	6,375,467	3,816,771	5,825,280	8,509	60%
10	Aleutian Region	1,227,397	613,635	736,438	122,803	50%
11	Aleutians East	5,353,492	2,669,533	3,212,095	542,562	50%
12	Anchorage	285,848,000	209,941,815	171,508,800	0	73%
13	Annette Island	4,079,627	2,552,320	2,447,776	0	63%
14	Bering Strait	24,031,447	12,940,060	14,418,868	1,478,808	54%
15	Bristol Bay	3,451,754	2,126,224	2,071,052	0	62%
16	Chatham	3,700,057	2,645,572	2,220,034	0	72%
17	Chugach	1,639,001	880,501	983,401	102,900	54%
18	Copper River	6,245,467	4,119,378	3,747,280	0	66%
19	Cordova	4,028,281	2,529,566	2,416,969	0	63%
20	Craig	3,332,138	2,200,915	1,999,283	0	66%
21	Delta/Greely	6,239,396	3,623,963	3,743,637	119,674	58%
22	Denali	3,826,030	2,350,417	2,295,618	0	61%
23	Dillingham	5,369,398	3,643,045	3,221,639	0	68%
24	Fairbanks	105,010,000	75,832,355	63,006,000	0	72%
25	Galena	4,137,563	2,109,716	2,482,538	372,822	51%
26	Haines	3,576,694	2,392,495	2,146,016	0	67%
27	Hoonah	3,555,793	1,896,929	2,133,476	236,547	53%
28	Hydaburg	1,319,025	676,132	791,415	115,283	51%
29	Iditarod	5,825,818	3,108,838	3,495,491	386,653	53%
30	Juneau	35,823,100	26,387,712	21,493,860	0	74%
31	Kake	2,179,381	1,171,595	1,307,629	136,034	54%
32	Kashunamiut	2,754,440	1,415,373	1,552,664	237,291	51%
33	Kenai Peninsula	72,077,053	50,062,456	43,246,232	0	69%
34	Ketchikan	16,152,612	11,204,219	9,691,567	0	69%
35	Klawock	2,276,154	1,442,696	1,365,692	0	63%
36	Kodiak Island	22,289,424	15,074,760	13,373,654	0	68%
37	Kuspuk	6,208,037	3,779,987	3,724,822	0	61%
38	Lake & Peninsula	9,315,700	4,519,680	5,589,420	1,069,740	49%
39	Lower Kuskokwim	45,485,933	28,968,961	27,291,560	0	64%
40	Lower Yukon	19,896,016	11,997,659	11,937,610	0	60%
41	Mat-Su	80,993,413	59,111,447	48,596,048	0	73%
42	Nenana	1,732,845	1,005,643	1,039,707	34,064	58%
43	Nome	7,013,644	4,077,783	4,208,186	130,403	58%
44	North Slope	43,150,068	20,680,500	25,890,041	5,209,541	48%
45	Northwest Arctic	23,012,977	11,993,882	13,807,786	1,813,904	52%
46	Pelican	630,278	330,120	378,167	48,047	52%
47	Petersburg	5,296,650	3,595,918	3,177,990	0	68%
48	Pribilof	2,748,600	1,547,494	1,649,160	101,666	56%
49	Sitka	11,027,597	8,233,056	6,616,553	0	75%
50	Skagway	1,462,002	838,321	877,201	38,880	57%
51	Southeast Island	4,046,750	2,615,282	2,428,050	0	65%
52	Southwest Region	9,649,489	5,837,056	5,789,693	0	60%
53	St. Mary's	1,400,000	805,900	840,000	34,100	58%
54	Tanana	1,546,500	610,600	927,900	317,300	39%
55	Unalaska	3,742,611	2,381,430	2,245,567	0	64%
56	Valdez	7,680,728	5,324,180	4,608,437	0	69%
57	Wrangell	3,878,101	2,602,696	2,326,861	0	67%
58	Yakutat	2,051,851	1,361,996	1,231,111	0	66%
59	Yukon Flats	7,166,115	3,844,906	4,299,669	454,763	54%
60	Yukon/Koyukuk	7,985,386	5,181,130	4,791,232	0	65%
61	Yup'it	5,503,370	2,779,670	3,302,022	522,352	51%
62						
63	TOTALS:	954,348,670	\$643,524,288	\$572,609,202	\$13,634,646	

	B	C	D	E	F	G	H	I
1	Alaska Department of Education							
2	Foundation Program; CSSB 36(FIN) am							
3	Comparison							
4	March 25, 1998							
5	FY00			D - E	@ 50%		F + G	
6		CS SB36	Existing				Net Change	% Change
7	School	Proposed	Foundation		Transition		State Aid	In
8	District:	State Aid:	State Aid:	Difference:	Funding:	Plus Transition:	Plus Transition:	State Aid
9	Alaska Gateway	4,376,048	4,988,882	(612,834)	305,417	(306,417)		-6.14%
10	Aleutian Region	1,094,895	1,176,499	(81,604)	99,667	18,063		1.54%
11	Aleutians East	3,218,944	3,514,644	(295,700)	147,850	(147,850)		-4.21%
12	Anchorage	196,582,797	188,038,815	8,543,982	-	8,543,982		4.54%
13	Annette Island	1,832,915	1,569,188	263,727	-	263,727		16.81%
14	Bering Strait	15,881,574	17,449,778	(1,568,204)	784,102	(784,102)		-4.49%
15	Bristol Bay	1,434,888	1,654,521	(219,633)	109,817	(109,816)		-6.64%
16	Chatham	2,288,642	2,337,557	(48,915)	24,458	(24,457)		-1.05%
17	Chugach	1,088,933	1,515,697	(426,764)	213,382	(213,382)		-14.08%
18	Copper River	5,630,385	6,225,778	(595,393)	297,697	(297,696)		-4.78%
19	Cordova	2,840,937	2,702,072	138,865	-	138,865		5.14%
20	Craig	2,542,530	2,322,242	220,288	-	220,288		9.49%
21	Delta/Gravelly	5,138,165	4,790,284	347,876	-	347,876		7.26%
22	Denali	2,630,007	2,659,400	(29,393)	14,697	(14,696)		-0.55%
23	Dillingham	3,820,383	3,757,667	62,716	-	62,716		1.67%
24	Fairbanks	68,078,551	64,607,118	3,471,433	-	3,471,433		5.37%
25	Galena	5,145,165	6,649,592	(1,504,427)	752,214	(752,213)		-11.31%
26	Haines	2,457,840	2,141,412	316,428	-	316,428		14.78%
27	Hoonah	1,976,553	1,918,467	58,086	-	58,086		3.03%
28	Hydaburg	1,048,377	1,083,657	(35,280)	71,625	36,345		3.35%
29	Iditarod	4,792,304	5,278,870	(486,566)	243,283	(243,283)		-4.61%
30	Juneau	21,368,302	20,166,492	1,201,810	-	1,201,810		5.96%
31	Kake	1,385,772	1,325,815	59,957	-	59,957		4.52%
32	Kashunamiut	2,129,585	2,235,575	(105,990)	132,905	26,915		1.20%
33	Kenai Peninsula	44,470,936	42,073,799	2,397,137	-	2,397,137		5.70%
34	Ketchikan	10,695,901	8,752,133	1,943,768	-	1,943,768		22.21%
35	Klawock	1,218,793	1,427,412	(208,619)	180,865	(27,754)		-1.94%
36	Kodiak Island	14,079,221	13,876,822	202,399	-	202,399		1.46%
37	Kuspuk	5,521,953	5,513,829	8,124	-	8,124		0.15%
38	Lake & Peninsula	6,584,949	6,743,387	(158,438)	79,219	(79,219)		-1.17%
39	Lower Kuskokwim	31,439,132	38,671,330	(7,232,198)	3,616,099	(3,616,099)		-9.35%
40	Lower Yukon	14,005,113	14,928,605	(923,492)	461,746	(461,746)		-3.09%
41	Mat-Su	59,169,292	58,161,852	1,007,440	-	1,007,440		1.73%
42	Nenana	1,352,512	1,735,074	(382,562)	282,171	(100,391)		-5.79%
43	Nome	5,267,468	5,181,309	86,159	-	86,159		1.66%
44	North Slope	-	11,686,868	(11,686,868)	-	(11,686,868)		-100.00%
45	Northwest Arctic	18,838,430	18,530,116	308,314	-	308,314		1.66%
46	Pelican	354,310	556,016	(201,706)	125,558	(76,148)		-13.70%
47	Petersburg	3,739,432	3,173,500	565,932	-	565,932		17.83%
48	Pribilof	1,664,703	1,883,539	(218,836)	109,418	(109,418)		-5.81%
49	Sitka	7,183,294	6,142,485	1,040,809	-	1,040,809		16.94%
50	Skagway	468,544	683,840	(215,296)	164,073	(51,223)		-7.49%
51	Southeast Island	2,249,264	2,765,941	(516,677)	258,339	(258,338)		-9.34%
52	Southwest Region	6,711,283	7,597,531	(886,248)	443,124	(443,124)		-5.83%
53	St. Mary's	1,099,300	1,414,706	(315,406)	228,158	(87,248)		-6.17%
54	Tanana	1,131,741	1,253,694	(121,953)	124,722	2,769		0.22%
55	Unalaska	1,607,175	1,913,136	(305,961)	252,106	(53,855)		-2.82%
56	Valdez	1,926,045	3,404,758	(1,478,713)	-	(1,478,713)		-43.43%
57	Wrangell	2,771,113	2,312,953	458,160	-	458,160		19.81%
58	Yakutat	1,245,552	1,429,670	(184,118)	92,059	(92,059)		-6.44%
59	Yukon Flats	5,109,703	6,158,915	(1,049,212)	524,606	(524,606)		-8.52%
60	Yukon/Koyukuk	5,709,973	6,788,379	(1,078,406)	539,203	(539,203)		-7.94%
61	Yupik	3,364,387	4,250,129	(885,742)	442,871	(442,871)		-10.42%
62	ACS	4,192,148	3,996,324	195,824	-	195,824		4.90%
63	Mt. Edgecumbe	1,775,329	1,717,150	58,179	-	58,179		3.39%
64	Other	26,096,071	26,096,071	-	-	-		0.00%
66	TOTAL:	\$649,827,559	\$660,931,300	(\$11,103,741)	\$11,122,451	\$18,710		

	B	C	D	E	F	G	H	I	J
1	Alaska Department of Education								
2	Foundation Program; CSSB 36(FIN) am								
3						C + E + F			H x I
4	March 25, 1998			Correspondence			Adj. For		Adj
5	FY00			In	Out		School	District	for
6	School	Projected	Students	Students	Total		Size	Cost	Cost
7	District:	ADM:	ADM:	ADM:	ADM:		ADM:	Factor:	Product:
8									
9	Alaska Gateway	494.00	28.00			522.00	748.97	1.291	966.92
10	Aleutian Region	67.00				67.00	141.48	1.736	245.61
11	Aleutians East	345.00				345.00	566.44	1.423	806.04
12	Anchorage	47,832.75				47,832.75	52,208.39	1.000	52,208.39
13	Annette Island	389.00	2.00			391.00	572.46	1.011	578.76
14	Bering Strait	1,809.41				1,809.41	2,657.55	1.525	4,052.76
15	Bristol Bay	308.00				308.00	406.44	1.262	512.93
16	Chatham	297.00				297.00	542.62	1.120	607.73
17	Chugach	81.00	45.00	20.00		146.00	161.63	1.294	209.15
18	Copper River	606.50	37.00	186.00		829.50	920.15	1.176	1,082.10
19	Cordova	530.00				530.00	678.00	1.096	743.09
20	Craig	408.00	30.00	9.00		447.00	577.32	1.010	583.09
21	Delta/Greely	799.00	25.00			824.00	1,110.31	1.106	1,228.00
22	Denali	352.00	3.00			355.00	504.20	1.313	662.01
23	Dillingham	619.00				619.00	767.63	1.254	962.61
24	Fairbanks	15,957.50	490.00			16,447.50	17,376.43	1.039	18,054.11
25	Galena	222.00		1,157.00		1,379.00	356.60	1.348	480.70
26	Haines	429.00	9.00			438.00	644.20	1.008	649.35
27	Hoonah	270.00				270.00	398.10	1.055	420.00
28	Hydaburg	125.00				125.00	208.45	1.085	226.17
29	Iditarod	436.00				436.00	760.58	1.470	1,118.05
30	Juneau	5,721.00	29.00			5,750.00	6,218.92	1.005	6,250.01
31	Kake	190.00				190.00	312.22	1.025	320.03
32	Kashunamiut	279.00				279.00	354.23	1.389	492.03
33	Kenai Peninsula	10,243.96	98.00			10,341.96	12,548.19	1.004	12,598.38
34	Ketchikan	2,650.00	69.00			2,719.00	3,160.98	1.000	3,160.98
35	Klawock	215.00				215.00	288.30	1.017	293.20
36	Kodiak Island	2,819.00	78.00			2,897.00	3,478.96	1.093	3,802.50
37	Kuspuk	510.00				510.00	891.15	1.434	1,277.91
38	Lake & Peninsula	513.00	5.00			518.00	965.27	1.558	1,503.89
39	Lower Kuskokwim	3,642.00				3,642.00	5,045.00	1.491	7,522.10
40	Lower Yukon	1,850.60				1,850.60	2,520.67	1.438	3,624.72
41	Mat-Su	12,045.00	596.00			12,641.00	13,549.15	1.010	13,684.64
42	Nenana	135.00	20.00	65.00		220.00	199.05	1.270	252.79
43	Nome	789.00				789.00	956.83	1.319	1,262.06
44	North Slope	2,037.00				2,037.00	2,629.23	1.504	3,954.36
45	Northwest Arctic	2,233.00	15.00			2,248.00	2,950.50	1.549	4,570.32
46	Pelican	38.00				38.00	67.72	1.290	87.36
47	Petersburg	775.00				775.00	993.42	1.000	993.42
48	Pribilof	196.00				196.00	299.06	1.419	424.37
49	Sitka	1,680.00	70.00			1,750.00	1,993.10	1.000	1,993.10
50	Skagway	130.00				130.00	192.70	1.143	220.26
51	Southeast Island	259.00	10.00			269.00	500.47	1.124	562.53
52	Southwest Region	779.20				779.20	1,147.70	1.423	1,633.18
53	St. Mary's	133.00				133.00	185.08	1.351	250.04
54	Tanana	111.00	2.00			113.00	168.57	1.496	252.18
55	Unalaska	390.00				390.00	533.40	1.245	664.08
56	Valdez	895.00				895.00	1,100.43	1.095	1,204.97
57	Wrangell	498.25	10.00	6.00		514.25	701.14	1.000	701.14
58	Yakutat	178.00				178.00	274.98	1.046	287.63
59	Yukon Flats	409.00	35.00			444.00	712.00	1.668	1,187.62
60	Yukon/Koyukuk	554.00				554.00	923.58	1.502	1,387.22
61	Yupit	412.00				412.00	601.48	1.469	883.57
62	ACS	0.00		1,658.38		1,658.38	0.00	1.000	0.00
63	Mt. Edgecumbe	306.00				306.00	380.42	1.000	380.42
64	Other								
65									
66	TOTALS:	125,993.17	1,706.00	3,101.38		130,800.55	149,151.85	68.00	164,080.58

	B	K	L	M	O	P	Q	S	T
1	Alaska Department of Education								
2	Foundation Program; CSSB 36(FIN) am								
3		J x 1.20		M x 5	K + O	Ex 1	F x .65		P + Q + S
4	March 25, 1998	Special Education	Special Education	Adj. Intensive Education:	Adjusted Students + Special Education:	Correspondence In District	Out District		District Adjusted ADM:
5	FY00	Factor	Intensive: 5.00	Intensive Education:	Special Education:	District	District		
6	School District:	1.20	5.00			1.00	0.65		
7									
8									
9	Alaska Gateway	1,160.30	5.00	25.00	1,185.30	28.00	0.00		1,213.30
10	Aleutian Region	294.73	0.00	0.00	294.73	0.00	0.00		294.73
11	Aleutians East	967.25	3.00	15.00	982.25	0.00	0.00		982.25
12	Anchorage	62,650.07	686.00	3,430.00	66,080.07	0.00	0.00		66,080.07
13	Annette Island	694.51	2.00	10.00	704.51	2.00	0.00		706.51
14	Bering Strait	4,863.31	4.00	20.00	4,883.31	0.00	0.00		4,883.31
15	Bristol Bay	615.52	2.00	10.00	625.52	0.00	0.00		625.52
16	Chatham	729.28	2.00	10.00	739.28	0.00	0.00		739.28
17	Chugach	250.98	0.00	0.00	250.98	45.00	13.00		308.98
18	Copper River	1,298.52	2.00	10.00	1,308.52	37.00	120.90		1,466.42
19	Cordova	891.71	3.00	15.00	906.71	0.00	0.00		906.71
20	Craig	699.71	3.00	15.00	714.71	30.00	5.85		750.56
21	Delta/Greely	1,473.60	6.00	30.00	1,503.60	25.00	0.00		1,528.60
22	Denali	794.41	0.00	0.00	794.41	3.00	0.00		797.41
23	Dillingham	1,155.13	5.00	25.00	1,180.13	0.00	0.00		1,180.13
24	Fairbanks	21,664.93	178.00	890.00	22,554.93	490.00	0.00		23,044.93
25	Galena	576.84	4.00	20.00	596.84	0.00	752.05		1,348.89
26	Haines	779.22	4.00	20.00	799.22	9.00	0.00		808.22
27	Hoonah	504.00	8.00	40.00	544.00	0.00	0.00		544.00
28	Hydaburg	271.40	1.00	5.00	276.40	0.00	0.00		276.40
29	Iditarod	1,341.66	5.00	25.00	1,366.66	0.00	0.00		1,366.66
30	Juneau	7,500.01	76.00	380.00	7,880.01	29.00	0.00		7,909.01
31	Kake	384.04	1.00	5.00	389.04	0.00	0.00		389.04
32	Kashunamiut	590.44	4.00	20.00	610.44	0.00	0.00		610.44
33	Kenai Peninsula	15,118.06	56.00	280.00	15,398.06	98.00	0.00		15,496.06
34	Ketchikan	3,793.18	12.00	60.00	3,853.18	69.00	0.00		3,922.18
35	Klawock	351.84	1.00	5.00	356.84	0.00	0.00		356.84
36	Kodiak Island	4,563.00	12.00	60.00	4,623.00	78.00	0.00		4,701.00
37	Kuspuk	1,533.49	3.00	15.00	1,548.49	0.00	0.00		1,548.49
38	Lake & Peninsula	1,804.67	1.00	5.00	1,809.67	5.00	0.00		1,814.67
39	Lower Kuskokwim	9,026.52	25.00	125.00	9,151.52	0.00	0.00		9,151.52
40	Lower Yukon	4,349.66	2.00	10.00	4,359.66	0.00	0.00		4,359.66
41	Mat-Su	16,421.57	150.00	750.00	17,171.57	596.00	0.00		17,767.57
42	Nenana	303.35	0.00	0.00	303.35	20.00	42.25		365.60
43	Nome	1,514.47	1.00	5.00	1,519.47	0.00	0.00		1,519.47
44	North Slope	4,745.23	4.00	20.00	4,765.23	0.00	0.00		4,765.23
45	Northwest Arctic	5,484.38	3.00	15.00	5,499.38	15.00	0.00		5,514.38
46	Pelican	104.83	0.00	0.00	104.83	0.00	0.00		104.83
47	Petersburg	1,192.10	3.00	15.00	1,207.10	0.00	0.00		1,207.10
48	Pribilof	509.24	1.00	5.00	514.24	0.00	0.00		514.24
49	Sitka	2,391.72	10.00	50.00	2,441.72	70.00	0.00		2,511.72
50	Skagway	264.31	0.00	0.00	264.31	0.00	0.00		264.31
51	Southeast Island	675.04	0.00	0.00	675.04	10.00	0.00		685.04
52	Southwest Region	1,959.82	3.00	15.00	1,974.82	0.00	0.00		1,974.82
53	St. Mary's	300.05	0.00	0.00	300.05	0.00	0.00		300.05
54	Tanana	302.62	0.00	0.00	302.62	2.00	0.00		304.62
55	Unalaska	796.90	1.00	5.00	801.90	0.00	0.00		801.90
56	Valdez	1,445.96	6.00	30.00	1,475.96	0.00	0.00		1,475.96
57	Wrangell	841.37	5.00	25.00	866.37	10.00	3.90		880.27
58	Yakutat	345.16	3.00	15.00	360.16	0.00	0.00		360.16
59	Yukon Flats	1,425.14	0.00	0.00	1,425.14	35.00	0.00		1,460.14
60	Yukon/Koyukuk	1,664.66	7.00	35.00	1,699.66	0.00	0.00		1,699.66
61	Yup'it	1,060.28	1.00	5.00	1,065.28	0.00	0.00		1,065.28
62	ACS	0.00	0.00	0.00	0.00	0.00	1,077.95		1,077.95
63	Mt. Edgecumbe	456.50	0.00	0.00	456.50	0.00	0.00		456.50
64	Other								
65									
66	TOTALS:	196,896.69	1,314.00	6,570.00	203,466.69	1,706.00	2,015.90		207,188.59

	B	U	V	W	X	Y	Z
1	Alaska Department of Education						
2	Foundation Program; CSSB 36(FIN) am			Base Student Allocation			
3		T x	AS 14.17.470	\$3,889			U - V - Y
4	March 25, 1998	\$3,889				Deductible	
5	FY00			Federal	Impact	Impact	
6	School	State	Required	Impact	Aid	Aid	State
7	District:	Support:	Local:	Aid:	Percent:	90.0%	Share:
8							
9	Alaska Gateway	4,718,524	-	380,529	100.00%	342,476	4,376,048
10	Aleutian Region	1,146,205	-	57,011	100.00%	51,310	1,094,895
11	Aleutians East	3,819,970	365,761	509,562	51.30%	235,265	3,218,944
12	Anchorage	256,985,392	55,828,890	8,314,618	61.12%	4,573,705	196,582,797
13	Annette Island	2,747,617	-	1,016,335	100.00%	914,702	1,832,915
14	Bering Strait	18,991,193	-	3,455,132	100.00%	3,109,619	15,881,574
15	Bristol Bay	2,432,647	860,657	240,580	63.32%	137,102	1,434,888
16	Chatham	2,875,060	-	651,576	100.00%	586,418	2,288,642
17	Chugach	1,201,623	-	125,211	100.00%	112,690	1,088,933
18	Copper River	5,702,907	-	80,580	100.00%	72,522	5,630,385
19	Cordova	3,526,195	674,600	19,032	62.22%	10,658	2,840,937
20	Craig	2,918,928	367,686	16,690	58.00%	8,712	2,542,530
21	Delta/Greely	5,944,725	-	596,178	100.00%	806,560	5,138,165
22	Denali	3,101,127	459,758	27,613	45.72%	11,362	2,630,007
23	Dillingham	4,589,526	608,522	335,087	53.26%	160,621	3,820,383
24	Fairbanks	89,621,733	17,779,142	6,593,515	63.43%	3,764,040	68,078,551
25	Galena	5,245,833	70,412	314,774	10.68%	30,256	5,145,165
26	Haines	3,143,168	674,832	18,985	61.43%	10,496	2,457,840
27	Hoonah	2,115,616	98,904	238,998	18.67%	40,159	1,976,553
28	Hydaburg	1,074,920	23,809	17,039	17.83%	2,734	1,048,377
29	Iditarod	5,314,941	-	580,708	100.00%	522,637	4,792,304
30	Juneau	30,758,140	9,380,326	16,954	62.34%	9,512	21,368,302
31	Kake	1,512,977	69,431	281,923	22.77%	57,774	1,385,772
32	Kashunamiut	2,374,001	-	271,573	100.00%	244,416	2,129,585
33	Kenai Peninsula	60,264,177	15,751,444	83,078	55.90%	41,797	44,470,936
34	Ketchikan	15,253,358	4,552,513	8,986	61.13%	4,944	10,695,901
35	Klawock	1,387,751	62,627	274,629	43.02%	106,331	1,218,793
36	Kodiak Island	18,282,189	3,588,780	1,081,508	63.10%	614,188	14,079,221
37	Kuspuk	6,022,078	-	555,694	100.00%	500,125	5,521,953
38	Lake & Peninsula	7,057,252	268,776	1,028,381	21.99%	203,527	6,584,949
39	Lower Kuskokwim	35,590,261	-	4,612,365	100.00%	4,151,129	31,439,132
40	Lower Yukon	16,954,718	-	3,277,339	100.00%	2,949,605	14,005,113
41	Mat-Su	69,098,080	9,922,903	14,639	44.67%	5,885	59,169,292
42	Nenana	1,421,818	66,968	2,926	88.79%	2,338	1,352,512
43	Nome	5,909,219	626,146	43,424	39.93%	15,605	5,267,468
44	North Slope	18,531,979	18,531,979	2,648,619	67.02%	1,597,594	-
45	Northwest Arctic	21,445,424	1,484,493	2,240,789	55.66%	1,122,501	18,838,430
46	Pelican	407,684	53,374	-	85.72%	-	354,310
47	Petersburg	4,694,412	947,600	15,861	51.70%	7,380	3,739,432
48	Pribilof	1,999,879	-	372,418	100.00%	335,176	1,664,703
49	Sitka	9,768,079	2,500,230	158,779	59.17%	84,555	7,183,294
50	Skagway	1,027,902	559,358	-	74.36%	-	468,544
51	Southeast Island	2,664,121	-	460,952	100.00%	414,857	2,249,264
52	Southwest Region	7,680,075	-	1,076,436	100.00%	968,792	6,711,283
53	St. Mary's	1,166,894	17,993	122,527	44.98%	49,601	1,099,300
54	Tanana	1,184,667	23,286	178,213	18.48%	29,640	1,131,741
55	Unalaska	3,118,589	1,511,123	363	89.05%	291	1,607,175
56	Valdez	5,740,008	3,774,555	43,787	100.00%	39,408	1,926,045
57	Wrangell	3,423,370	651,476	1,812	47.88%	781	2,771,113
58	Yakutat	1,400,662	144,356	39,086	30.57%	10,754	1,245,552
59	Yukon Flats	5,678,484	-	631,979	100.00%	568,781	5,109,703
60	Yukon/Koyukuk	6,609,978	-	1,000,006	100.00%	900,005	5,709,973
61	Yupik	4,142,874	-	864,985	100.00%	778,487	3,364,387
62	ACS	4,192,148	-	-	100.00%	-	4,192,148
63	Mt. Edgecumbe	1,775,329	-	-	100.00%	-	1,775,329
64	Other						26,096,071
65							
66	TOTALS:	\$805,756,427	\$152,302,710	\$45,299,784		\$31,319,823	\$649,827,559

	A	B	D	G
1	Alaska Department of Education			
2	Foundation Program; CSSB 36(FIN) am			
3	Required Local Effort Calculation			
4	March 25, 1998			
5	FY00	G X .004		
6	School District:	Required	Mill Rate	1997 Full
7		Local		
8		Effort:	Determination:	
9	Alaska Gateway	-	-	-
10	Aleutian Region	-	-	-
11	Aleutians East	365,761	365,761	91,440,300
12	Anchorage	55,828,890	55,828,890	13,957,222,570
13	Annette Island	-	-	-
14	Bering Strait	-	-	-
15	Bristol Bay	860,657	860,657	215,164,218
16	Chatham	-	-	-
17	Chugach	-	-	-
18	Copper River	-	-	-
19	Cordova	674,600	674,600	168,650,100
20	Craig	367,686	367,686	91,921,400
21	Delta/Greely	-	-	-
22	Denali	459,758	459,758	114,939,500
23	Dillingham	608,522	608,522	152,130,600
24	Fairbanks	17,779,142	17,779,142	4,444,785,400
25	Galena	70,412	70,412	17,603,000
26	Haines	674,832	674,832	168,708,000
27	Hoonah	98,904	98,904	24,725,900
28	Hydaburg	23,809	23,809	5,952,200
29	Iditarod	-	-	-
30	Juneau	9,380,326	9,380,326	2,345,081,400
31	Kake	69,431	69,431	17,357,800
32	Kashunamiut	-	-	-
33	Kenai Peninsula	15,751,444	15,751,444	3,937,860,920
34	Ketchikan	4,552,513	4,552,513	1,138,128,200
35	Klawoc	62,627	62,627	15,656,700
36	Kodiak Island	3,588,780	3,588,780	897,194,900
37	Kuspuk	-	-	-
38	Lake & Peninsula	268,776	268,776	67,193,900
39	Lower Kuskokwim	-	-	-
40	Lower Yukon	-	-	-
41	Mat-Su	9,922,903	9,922,903	2,480,725,840
42	Nenana	66,968	66,968	16,742,100
43	Nome	626,146	626,146	156,536,400
44	North Slope	18,531,979	18,531,979	11,749,014,490
45	Northwest Arctic	1,484,493	1,484,493	371,123,200
46	Pelican	53,374	53,374	13,343,500
47	Petersburg	947,600	947,600	236,900,000
48	Pribilof	-	-	-
49	Sitka	2,500,230	2,500,230	625,057,600
50	Skagway	559,358	559,358	139,839,400
51	Southeast Island	-	-	-
52	Southwest Region	-	-	-
53	St. Mary's	17,993	17,993	4,498,200
54	Tanana	23,286	23,286	5,821,600
55	Unalaska	1,511,123	1,511,123	377,780,800
56	Valdez	3,774,555	3,774,555	943,638,760
57	Wrangell	651,476	651,476	162,869,100
58	Yakutat	144,356	144,356	36,089,000
59	Yukon Flats	-	-	-
60	Yukon/Koyukuk	-	-	-
61	Yupilt	-	-	-
62	ACS	-	-	-
63	Mt. Edgecumbe	-	-	-
64	Other	-	-	-
66	TOTAL:	\$152,302,710	\$152,302,710	\$45,191,696,998

	B	D	E	F	G	H	I	J	K
1	Alaska Department of Education								
2	Foundation Program; CSSB 36(FIN) am								
3	Transition Calculation								
4	March 25, 1998								
5	FY00		E + F			G - H		I x 50%	
6			Additional	Foundation	SB35		Difference		
7		Mill	Total	District	Plus	State		@	
8	School District:	Rate:	Foundation:	Support:	Single Site:	Aid:	Difference:	50.0%	Transition:
9	Alaska Gateway	4.000	4,988,882		4,988,882	4,376,048	612,834	306,417	306,417
10	Aleutian Region	4.000	1,176,499	117,730	1,294,229	1,094,895	199,334	99,667	99,667
11	Aleutians East	7.700	3,514,644		3,514,644	3,218,944	295,700	147,850	147,850
12	Anchorage	6.500	188,038,815		188,038,815	196,582,797	(8,543,982)	(4,271,991)	-
13	Annette Island	4.000	1,569,188	161,650	1,730,838	1,832,915	(102,077)	(51,039)	-
14	Bering Strait	4.000	17,449,778		17,449,778	15,881,574	1,568,204	784,102	784,102
15	Bristol Bay	6.200	1,654,521		1,654,521	1,434,888	219,633	109,817	109,817
16	Chatham	4.000	2,337,557		2,337,557	2,288,642	48,915	24,458	24,458
17	Chugach	4.000	1,515,697		1,515,697	1,088,933	426,764	213,382	213,382
18	Copper River	4.000	6,225,778		6,225,778	5,630,385	595,393	297,697	297,697
19	Cordova	6.400	2,702,072	166,530	2,868,602	2,840,937	27,665	13,833	-
20	Craig	6.600	2,322,242	179,950	2,502,192	2,542,530	(40,338)	(20,169)	-
21	Delta/Græly	4.000	4,790,289		4,790,289	5,138,165	(347,876)	(173,938)	-
22	Denali	8.700	2,659,400		2,659,400	2,630,007	29,393	14,697	14,697
23	Dillingham	7.000	3,757,667	220,200	3,977,867	3,820,383	157,484	78,742	-
24	Fairbanks	6.600	64,607,118		64,607,118	68,078,551	(3,471,433)	(1,735,717)	-
25	Galena	34.600	6,649,592		6,649,592	5,145,165	1,504,427	752,214	752,214
26	Haines	6.600	2,141,412		2,141,412	2,457,840	(316,428)	(158,214)	-
27	Hoonah	21.600	1,918,467	126,270	2,044,737	1,976,553	68,184	34,092	-
28	Hydaburg	6.400	1,083,657	107,970	1,191,627	1,048,377	143,250	71,625	71,625
29	Iditarod	4.000	5,278,870		5,278,870	4,792,304	486,566	243,283	243,283
30	Juneau	6.400	20,166,492		20,166,492	21,368,302	(1,201,810)	(600,905)	-
31	Kake	9.800	1,325,815	140,910	1,466,725	1,385,772	80,953	40,477	-
32	Kashunamiut	4.000	2,235,575	159,820	2,395,395	2,129,585	265,810	132,905	132,905
33	Kenai Peninsula	7.200	42,073,799		42,073,799	44,470,936	(2,397,137)	(1,198,569)	-
34	Ketchikan	6.500	8,752,133		8,752,133	10,695,901	(1,943,768)	(971,884)	-
35	Klawock	5.500	1,427,412	153,110	1,580,522	1,218,793	361,729	180,865	180,865
36	Kodiak Island	6.500	13,876,822		13,876,822	14,079,221	(202,399)	(101,200)	-
37	Kuspuk	4.000	5,513,829		5,513,829	5,521,953	(8,124)	(4,062)	-
38	Lake & Peninsula	17.900	6,743,387		6,743,387	6,584,949	158,438	79,219	79,219
39	Lower Kuskokwim	4.000	38,671,330		38,671,330	31,439,132	7,232,198	3,616,099	3,616,099
40	Lower Yukon	4.000	14,928,605		14,928,605	14,005,113	923,492	461,746	461,746
41	Mat-Su	8.900	58,161,852		58,161,852	59,169,292	(1,007,440)	(503,720)	-
42	Nenana	4.200	1,735,074	181,780	1,916,854	1,352,512	564,342	282,171	282,171
43	Nome	8.400	5,181,309	285,470	5,466,779	5,267,468	199,311	99,656	-
44	North Slope	2.300	11,686,868		11,686,868	-	11,686,868	5,843,434	-
45	Northwest Arctic	6.200	18,530,116		18,530,116	18,838,430	(308,314)	(154,157)	-
46	Pelican	4.700	556,016	49,410	605,426	354,310	251,116	125,558	125,558
47	Petersburg	7.800	3,173,500	211,660	3,385,160	3,739,432	(354,272)	(177,136)	-
48	Pribilof	4.000	1,883,539		1,883,539	1,664,703	218,836	109,418	109,418
49	Sitka	6.800	6,142,485		6,142,485	7,183,294	(1,040,809)	(520,405)	-
50	Skagway	5.400	683,840	112,850	796,690	468,544	328,146	164,073	164,073
51	Southeast Island	4.000	2,765,941		2,765,941	2,249,264	516,677	258,339	258,339
52	Southwest Region	4.000	7,597,531		7,597,531	6,711,283	886,248	443,124	443,124
53	St. Mary's	8.900	1,414,706	140,910	1,555,616	1,099,300	456,316	228,158	228,158
54	Tanana	23.700	1,253,694	127,490	1,381,184	1,131,741	249,443	124,722	124,722
55	Unalaska	4.500	1,913,136	198,250	2,111,386	1,607,175	504,211	252,106	252,106
56	Valdez	3.900	3,404,758	265,960	3,670,718	1,926,045	1,744,673	872,337	-
57	Wrangell	8.200	2,312,953	196,420	2,509,373	2,771,113	(261,740)	(130,870)	-
58	Yakutat	12.400	1,429,670		1,429,670	1,245,552	184,118	92,059	92,059
59	Yukon Flats	4.000	6,158,915		6,158,915	5,109,703	1,049,212	524,606	524,606
60	Yukon/Koyukuk	4.000	6,788,379		6,788,379	5,709,973	1,078,406	539,203	539,203
61	Yupik	4.000	4,250,129		4,250,129	3,364,387	885,742	442,871	442,871
62	ACS	4.000	3,996,324		3,996,324	4,192,148	(195,824)	(97,912)	-
63	Mt. Edgecumbe	4.000	1,717,150		1,717,150	1,775,329	(58,179)	(29,090)	-
64	Other		26,096,071		26,096,071	26,096,071	-	-	-
66			\$660,931,300	\$3,304,340	\$664,235,640	\$649,827,559	\$14,408,081	\$7,204,041	\$11,122,451

	A	B	C	D	E	F	G	H
1	Alaska Department of Education							
2	Foundation Program; CSSB 36(FIN) am							
3	Required Local Effort & Maximum							
4	March 25, 1998		B + C		B - E		E - D	D - E
5	FY00	23% or		Tax & In-kind		Amount		Room
6		2 Mills		FY98		Over		Under
7		Required	Allowable	Maximum	Budgeted	Amount to	Excess	Local Cap
8	School District:	Effort	Excess	Local	Local	Meet Req.		
9	Alaska Gateway	-	1,085,261	1,085,261	-	-	-	-
10	Aleutian Region	-	263,627	263,627	-	-	-	-
11	Aleutians East	365,761	878,593	1,244,354	708,000	-	-	536,354
12	Anchorage	55,828,890	59,106,640	114,935,530	87,682,805	-	-	27,252,725
13	Annette Island	-	631,952	631,952	-	-	-	-
14	Bering Strait	-	4,367,974	4,367,974	-	-	-	-
15	Bristol Bay	860,657	559,509	1,420,166	1,324,152	-	-	96,014
16	Chatham	-	661,264	661,264	-	-	-	-
17	Chugach	-	276,373	276,373	-	-	-	-
18	Copper River	-	1,311,669	1,311,669	-	-	-	-
19	Cordova	674,600	811,025	1,485,625	1,052,000	-	-	433,625
20	Craig	367,686	671,353	1,039,039	584,728	-	-	454,311
21	Delta/Greely	-	1,367,287	1,367,287	-	-	-	-
22	Denali	459,758	713,259	1,173,017	981,736	-	-	191,281
23	Dillingham	608,522	1,055,591	1,664,113	942,500	-	-	721,613
24	Fairbanks	17,779,142	20,612,999	38,392,141	27,680,000	-	-	10,712,141
25	Galena	70,412	1,206,542	1,276,954	556,527	-	-	720,427
26	Haines	674,832	722,929	1,397,761	1,080,455	-	-	317,306
27	Hoonah	98,904	486,592	585,496	454,727	-	-	130,769
28	Hydaburg	23,809	247,232	271,041	34,000	-	-	237,041
29	Iditarod	-	1,222,436	1,222,436	-	-	-	-
30	Juneau	9,380,326	7,074,372	16,454,698	14,953,000	-	-	1,501,698
31	Kake	69,431	347,985	417,416	150,000	-	-	267,416
32	Kashunamiut	-	546,020	546,020	-	-	-	-
33	Kenai Peninsula	15,751,444	13,860,761	29,612,205	28,095,197	-	-	1,517,008
34	Ketchikan	4,552,513	3,508,272	8,060,785	7,358,058	-	-	702,727
35	Klawock	62,627	319,183	381,810	51,125	11,502	-	330,685
36	Kodiak Island	3,588,780	4,204,903	7,793,683	5,603,980	-	-	2,189,703
37	Kuspuk	-	1,385,078	1,385,078	-	-	-	-
38	Lake & Peninsula	268,776	1,623,168	1,891,944	1,026,500	-	-	865,444
39	Lower Kuskokwim	-	8,185,760	8,185,760	-	-	-	-
40	Lower Yukon	-	3,899,585	3,899,585	-	-	-	-
41	Mat-Su	9,922,903	15,892,558	25,815,461	22,139,480	-	-	3,675,981
42	Nenana	66,968	327,018	393,986	66,120	848	-	327,866
43	Nome	626,146	1,359,120	1,985,266	1,251,731	-	-	733,535
44	North Slope	18,531,979	23,498,029	42,030,008	27,600,068	-	-	14,429,940
45	Northwest Arctic	1,484,493	4,932,448	6,416,941	1,984,920	-	-	4,432,021
46	Pelican	53,374	93,767	147,141	62,266	-	-	84,875
47	Petersburg	947,600	1,079,715	2,027,315	1,807,361	-	-	219,954
48	Pribilof	-	459,972	459,972	-	-	-	-
49	Sitka	2,500,230	2,246,658	4,746,888	4,210,656	-	-	536,232
50	Skagway	559,358	279,679	839,037	746,690	-	-	92,347
51	Southeast Island	-	612,748	612,748	-	-	-	-
52	Southwest Region	-	1,766,417	1,766,417	-	-	-	-
53	St. Mary's	17,993	268,386	286,379	25,000	-	-	261,379
54	Tanana	23,286	272,473	295,759	115,000	-	-	180,759
55	Unalaska	1,511,123	755,562	2,266,685	1,660,932	-	-	605,753
56	Valdez	3,774,555	1,887,278	5,661,833	3,579,727	194,828	-	2,082,106
57	Wrangell	651,476	787,375	1,438,851	1,329,000	-	-	109,851
58	Yakutat	144,356	322,152	466,508	432,150	-	-	34,358
59	Yukon Flats	-	1,306,051	1,306,051	-	-	-	-
60	Yukon/Koyukuk	-	1,520,295	1,520,295	-	-	-	-
61	Yuplit	-	952,861	952,861	-	-	-	-
62	ACS							
63	Mt. Edgecumbe							
64	TOTALS	\$152,302,710	\$203,835,756	\$356,138,466	\$247,330,591	\$207,178	\$0	\$76,985,245

	A	B	C	D	E	F
1	Alaska Department of Education					
2	Foundation Program; CSSB 36(FIN) am					
3	Page 9, Sec. 14.17.530 - Administrative Cap					
4	March 25, 1998					
5						
6	FY00					
7		Total FY98	Instructional	Total Expend. @	Reduction in	% of Instruc.
8		Budgeted Expenditures	Expenditures	65%	State Aid	to Total Exp.
9	Alaska Gateway	6,375,467	3,816,771	4,144,054	327,283	60%
10	Alutian Region	1,227,397	613,635	797,808	184,173	50%
11	Aleutians East	5,353,492	2,669,533	3,479,770	810,237	50%
12	Anchorage	285,848,000	209,941,815	185,801,200	0	73%
13	Annette Island	4,079,627	2,552,320	2,651,758	99,438	63%
14	Bering Strait	24,031,447	12,940,060	15,620,441	2,680,381	54%
15	Bristol Bay	3,451,754	2,126,224	2,243,640	117,416	62%
16	Chatham	3,700,057	2,645,572	2,405,037	0	72%
17	Chugach	1,639,001	880,501	1,065,351	184,850	54%
18	Copper River	6,245,467	4,119,378	4,059,554	0	66%
19	Cordova	4,028,281	2,529,566	2,618,383	88,817	63%
20	Craig	3,332,138	2,200,915	2,165,890	0	66%
21	Delta/Greely	6,239,396	3,623,963	4,055,607	431,644	58%
22	Denali	3,826,030	2,350,417	2,486,920	136,503	61%
23	Dillingham	5,369,398	3,643,045	3,490,109	0	68%
24	Fairbanks	105,010,000	75,832,355	68,256,500	0	72%
25	Galena	4,137,563	2,109,716	2,689,416	579,700	51%
26	Haines	3,576,694	2,392,495	2,324,851	0	67%
27	Hoonah	3,555,793	1,896,929	2,311,265	414,336	53%
28	Hydaburg	1,319,025	676,132	857,366	181,234	51%
29	Iditarod	5,825,818	3,108,838	3,786,782	677,944	53%
30	Juneau	35,823,100	26,387,712	23,285,015	0	74%
31	Knife	2,179,381	1,171,595	1,416,598	245,003	54%
32	Kashunamiut	2,754,440	1,415,373	1,790,386	375,013	51%
33	Kenai Peninsula	72,077,053	50,062,456	46,850,034	0	69%
34	Ketchikan	16,152,612	11,204,219	10,499,198	0	69%
35	Klawock	2,276,154	1,442,696	1,479,500	36,804	63%
36	Kodiak Island	22,289,424	15,074,760	14,488,126	0	68%
37	Kuspuk	6,208,037	3,779,987	4,035,224	255,237	61%
38	Lake & Peninsula	9,315,700	4,519,680	6,055,205	1,535,525	49%
39	Lower Kuskokwim	45,485,933	28,968,961	29,565,856	596,895	64%
40	Lower Yukon	19,896,016	11,997,659	12,932,410	934,751	60%
41	Mat-Su	80,993,413	59,111,447	52,645,718	0	73%
42	Nenana	1,732,845	1,005,643	1,126,349	120,706	58%
43	Nome	7,013,644	4,077,783	4,558,869	481,086	58%
44	North Slope	43,150,068	20,680,500	28,047,544	7,367,044	48%
45	Northwest Arctic	23,012,977	11,993,882	14,958,435	2,964,553	52%
46	Pelican	630,278	330,120	409,681	79,561	52%
47	Petersburg	5,296,650	3,595,918	3,442,823	0	68%
48	Pribilof	2,748,600	1,547,494	1,786,590	239,096	56%
49	Sitka	11,027,597	8,303,056	7,167,938	0	75%
50	Skagway	1,462,002	838,321	950,301	111,980	57%
51	Southeast Island	4,046,750	2,615,282	2,630,388	15,106	65%
52	Southwest Region	9,649,489	5,837,056	6,272,168	435,112	60%
53	St. Mary's	1,400,000	805,900	910,000	104,100	58%
54	Tanana	1,546,500	610,600	1,005,225	394,625	39%
55	Unalaska	3,742,611	2,381,430	2,432,697	51,267	64%
56	Valdez	7,680,729	5,324,180	4,992,473	0	69%
57	Wrangell	3,878,101	2,602,696	2,520,766	0	67%
58	Yakutat	2,051,851	1,361,996	1,333,703	0	66%
59	Yukon Flats	7,166,115	3,844,906	4,657,975	813,069	54%
60	Yukon/Koyukuk	7,985,386	5,181,130	5,190,501	9,371	65%
61	Yup'it	5,503,370	2,779,670	3,577,191	797,521	51%
62						
63	TOTALS:	954,348,670	\$643,524,288	\$620,326,636	\$24,877,379	

	B	C	D	E	F	H	I
1	Alaska Department of Education						
2	Foundation Program; CSSB 36(FIN) am						
3	Comparison						
	March 25, 1998						
	FY01			D - E	F		
6		CS SB36	Existing		Net Change	% Change	
7	School	Proposed	Foundation		State Aid	In	
8	District:	State Aid:	State Aid:	Difference:		State Aid	
9	Alaska Gateway	4,442,779	4,988,882	(546,103)	(546,103)	-10.95%	
10	Aleutian Region	1,111,105	1,176,499	(65,394)	(65,394)	-5.56%	
11	Aleutians East	3,272,968	3,514,644	(241,676)	(241,676)	-6.88%	
12	Anchorage	200,217,201	188,038,815	12,178,386	12,178,386	6.48%	
13	Annette Island	1,871,773	1,569,188	302,585	302,585	19.28%	
14	Bering Strait	16,150,156	17,449,778	(1,299,622)	(1,299,622)	-7.45%	
15	Bristol Bay	1,469,292	1,654,521	(185,229)	(185,229)	-11.20%	
16	Chatham	2,329,302	2,337,557	(8,255)	(8,255)	-0.35%	
17	Chugach	1,105,927	1,515,697	(409,770)	(409,770)	-27.04%	
18	Copper River	5,711,038	6,225,778	(514,740)	(514,740)	-8.27%	
19	Cordova	2,890,806	2,702,072	188,734	188,734	6.98%	
20	Craig	2,583,811	2,322,242	261,569	261,569	11.26%	
21	Delta/Greely	5,222,238	4,790,289	431,949	431,949	9.02%	
22	Denali	2,673,865	2,659,400	14,465	14,465	0.54%	
23	Dillingham	3,885,290	3,757,667	127,623	127,623	3.40%	
24	Fairbanks	69,346,022	64,607,118	4,738,904	4,738,904	7.33%	
25	Galena	5,219,354	6,649,592	(1,430,238)	(1,430,238)	-21.51%	
26	Haines	2,502,292	2,141,412	360,880	360,880	16.85%	
27	Hoonah	2,006,473	1,918,467	88,006	88,006	4.59%	
28	Hydaburg	1,063,579	1,083,657	(20,078)	(20,078)	-1.85%	
29	Iditarod	4,867,470	5,278,870	(411,400)	(411,400)	-7.79%	
30	Juneau	21,803,297	20,166,492	1,636,805	1,636,805	8.12%	
31	Kenai	1,407,169	1,325,815	81,354	81,354	6.14%	
32	Kashunamiut	2,163,159	2,235,575	(72,416)	(72,416)	-3.24%	
33	Kenai Peninsula	45,323,220	42,073,799	3,249,421	3,249,421	7.72%	
34	Ketchikan	10,911,621	8,752,133	2,159,488	2,159,488	24.67%	
35	Klawock	1,238,419	1,427,412	(188,993)	(188,993)	-13.24%	
36	Kodiak Island	14,337,776	13,876,822	460,954	460,954	3.32%	
37	Kuspuk	5,607,120	5,513,829	93,291	93,291	1.69%	
38	Lake & Peninsula	6,684,755	6,743,387	(58,632)	(58,632)	-0.87%	
39	Lower Kuskokwim	31,942,466	38,671,330	(6,728,864)	(6,728,864)	-17.40%	
40	Lower Yukon	14,214,894	14,928,605	(683,711)	(683,711)	-4.58%	
41	Mat-Su	60,146,508	58,161,852	1,984,656	1,984,656	3.41%	
42	Nenana	1,372,620	1,735,074	(362,454)	(362,454)	-20.89%	
43	Nome	5,351,039	5,181,309	169,730	169,730	3.28%	
44	North Slope	-	11,686,868	(11,686,868)	(11,686,868)	-100.00%	
45	Northwest Arctic	1,141,721	18,530,116	611,605	611,605	3.30%	
46	Pelican	360,076	556,016	(195,940)	(195,940)	-35.24%	
47	Petersburg	3,805,822	3,173,500	632,322	632,322	19.93%	
48	Pribilof	1,692,987	1,883,539	(190,552)	(190,552)	-10.12%	
49	Sitka	7,321,439	6,142,485	1,178,954	1,178,954	19.19%	
50	Skagway	483,081	683,840	(200,759)	(200,759)	-29.36%	
51	Southeast Island	2,286,941	2,765,941	(479,000)	(479,000)	-17.32%	
52	Southwest Region	6,819,898	7,597,531	(777,633)	(777,633)	-10.24%	
53	St. Mary's	1,115,803	1,414,706	(298,903)	(298,903)	-21.13%	
54	Tanana	1,148,495	1,253,694	(105,199)	(105,199)	-8.39%	
55	Unalaska	1,651,280	1,913,136	(261,856)	(261,856)	-13.69%	
56	Valdez	2,007,223	3,404,758	(1,397,535)	(1,397,535)	-41.05%	
57	Wrangell	2,819,528	2,312,953	506,575	506,575	21.90%	
58	Yakutat	1,265,361	1,429,670	(164,309)	(164,309)	-11.49%	
59	Yukon Flats	5,190,011	6,158,915	(968,904)	(968,904)	-15.73%	
60	Yukon/Koyukuk	5,803,454	6,788,379	(984,925)	(984,925)	-14.51%	
61	Yupit	3,422,977	4,250,129	(827,152)	(827,152)	-19.46%	
62	ACS	4,251,435	3,996,324	255,111	255,111	6.38%	
63	Mt. Edgecumbe	1,800,436	1,717,150	83,286	83,286	4.85%	
64	Other	26,096,071	26,096,071	-	-	0.00%	
66	TOTAL:	\$660,960,843	\$660,931,300	\$29,543	\$29,543		

	B	C	D	E	F	G	H	I	J
1	Alaska Department of Education								
2	Foundation Program; CSSB 36(FIN) am								
3						C + E + F			H x I
4	March 25, 1998								
5	FY01								
6	School	Projected							
7	District:	ADM:	In	Out	Total	Adj. For	District		Adj
8			Students	Students	ADM:	School	Cost		for
9			ADM:	ADM:	ADM:	Size	Factor:		Cost
10						ADM:			Product:
9	Alaska Gateway	494.00	28.00		522.00	748.97	1.291		966.92
10	Aleutian Region	67.00			67.00	141.48	1.736		245.61
11	Aleutians East	345.00			345.00	566.44	1.423		806.04
12	Anchorage	47,832.75			47,832.75	52,208.39	1.000		52,208.39
13	Annette Island	389.00	2.00		391.00	572.46	1.011		578.76
14	Bering Strait	1,809.41			1,809.41	2,657.55	1.525		4,052.76
15	Bristol Bay	308.00			308.00	406.44	1.262		512.93
16	Chatham	297.00			297.00	542.62	1.120		607.73
17	Chugach	81.00	45.00	20.00	146.00	161.63	1.294		209.15
18	Copper River	606.50	37.00	186.00	829.50	920.15	1.176		1,082.10
19	Cordova	530.00			530.00	678.00	1.096		743.09
20	Craig	408.00	30.00	9.00	447.00	577.32	1.010		583.09
21	Delta/Greely	799.00	25.00		824.00	1,110.31	1.106		1,228.00
22	Denali	352.00	3.00		355.00	504.20	1.313		662.01
23	Dillingham	619.00			619.00	767.63	1.254		962.61
24	Fairbanks	15,957.50	490.00		16,447.50	17,376.43	1.039		18,054.11
25	Galena	222.00		1,157.00	1,379.00	356.60	1.348		480.70
26	Haines	429.00	9.00		438.00	644.20	1.008		649.35
27	Hoonah	270.00			270.00	398.10	1.055		420.00
28	Hydaburg	125.00			125.00	208.45	1.085		226.17
29	Iditarod	436.00			436.00	760.58	1.470		1,118.05
30	Juneau	5,721.00	29.00		5,750.00	6,218.92	1.005		6,250.01
31	Kake	190.00			190.00	312.22	1.025		320.03
32	Kashunamiut	279.00			279.00	354.23	1.389		492.03
33	Kenai Peninsula	10,243.96	98.00		10,341.96	12,548.19	1.004		12,598.38
34	Ketchikan	2,650.00	69.00		2,719.00	3,160.98	1.000		3,160.98
35	Klawock	215.00			215.00	288.30	1.017		293.20
36	Kodiak Island	2,819.00	78.00		2,897.00	3,478.96	1.093		3,802.50
37	Kuspuk	510.00			510.00	891.15	1.434		1,277.91
38	Lake & Peninsula	513.00	5.00		518.00	965.27	1.558		1,503.89
39	Lower Kuskokwim	3,642.00			3,642.00	5,045.00	1.491		7,522.10
40	Lower Yukon	1,850.60			1,850.60	2,520.67	1.438		3,624.72
41	Mat-Su	12,045.00	596.00		12,641.00	13,549.15	1.010		13,684.64
42	Nenana	135.00	20.00	65.00	220.00	199.05	1.270		252.79
43	Nome	789.00			789.00	956.83	1.319		1,262.06
44	North Slope	2,037.00			2,037.00	2,629.23	1.504		3,954.36
45	Northwest Arctic	2,233.00	15.00		2,248.00	2,950.50	1.549		4,570.32
46	Pelican	38.00			38.00	67.72	1.290		87.36
47	Petersburg	775.00			775.00	993.42	1.000		993.42
48	Pribilof	196.00			196.00	299.06	1.419		424.37
49	Sitka	1,680.00	70.00		1,750.00	1,993.10	1.000		1,993.10
50	Skagway	130.00			130.00	192.70	1.143		220.26
51	Southeast Island	259.00	10.00		269.00	500.47	1.124		562.53
52	Southwest Region	779.20			779.20	1,147.70	1.423		1,633.18
53	St. Mary's	133.00			133.00	185.08	1.351		250.04
54	Tanana	111.00	2.00		113.00	168.57	1.496		252.18
55	Unalaska	390.00			390.00	533.40	1.245		664.08
56	Valdez	895.00			895.00	1,100.43	1.095		1,204.97
57	Wrangell	498.25	10.00	6.00	514.25	701.14	1.000		701.14
58	Yakutat	178.00			178.00	274.98	1.046		287.63
59	Yukon Flats	409.00	35.00		444.00	712.00	1.668		1,187.62
60	Yukon/Koyukuk	554.00			554.00	923.58	1.502		1,387.22
61	Yupit	412.00			412.00	601.48	1.469		883.57
62	ACS	0.00		1,658.38	1,658.38	0.00	1.000		0.00
63	Mt. Edgecumbe	306.00			306.00	380.42	1.000		380.42
64	Other								
66	TOTALS:	125,993.17	1,706.00	3,101.38	130,800.55	149,151.85	68.00		164,080.58

	B	K	M	O	P	Q	S
1	Alaska Department of Education						
2	Foundation Program; CSSB 36(FIN) am						
3		J x 1.20		M x 5	K + O	Ex 1	F x .65
4	March 25, 1998	Special Education	Special Education	Adj. Intensive Education:	Adjusted Students + Special Education:	Correspondence In District	Out District
5	FY01	Factor	Intensive:	Intensive Education:	Special Education:	1.00	0.65
6	School District:	1.20	5.00				
7							
8							
9	Alaska Gateway	1,160.30	5.00	25.00	1,185.30	28.00	0.00
10	Aleutian Region	294.73	0.00	0.00	294.73	0.00	0.00
11	Aleutians East	967.25	3.00	15.00	982.25	0.00	0.00
12	Anchorage	62,650.07	686.00	3,430.00	66,080.07	0.00	0.00
13	Annette Island	694.51	2.00	10.00	704.51	2.00	0.00
14	Bering Strait	4,863.31	4.00	20.00	4,883.31	0.00	0.00
15	Bristol Bay	615.52	2.00	10.00	625.52	0.00	0.00
16	Chatham	729.28	2.00	10.00	739.28	0.00	0.00
17	Chugach	250.98	0.00	0.00	250.98	45.00	13.00
18	Copper River	1,298.52	2.00	10.00	1,308.52	37.00	120.90
19	Cordova	891.71	3.00	15.00	906.71	0.00	0.00
20	Craig	699.71	3.00	15.00	714.71	30.00	5.85
21	Delta/Greely	1,473.60	6.00	30.00	1,503.60	25.00	0.00
22	Denali	794.41	0.00	0.00	794.41	3.00	0.00
23	Dillingham	1,155.13	5.00	25.00	1,180.13	0.00	0.00
24	Fairbanks	21,664.93	178.00	890.00	22,554.93	490.00	0.00
25	Galena	576.84	4.00	20.00	596.84	0.00	752.05
26	Haines	779.22	4.00	20.00	799.22	9.00	0.00
27	Hoonah	504.00	8.00	40.00	544.00	0.00	0.00
28	Hydaburg	271.40	1.00	5.00	276.40	0.00	0.00
29	Iditarod	1,341.66	5.00	25.00	1,366.66	0.00	0.00
30	Juneau	7,500.01	76.00	380.00	7,880.01	29.00	0.00
31	Kake	384.04	1.00	5.00	389.04	0.00	0.00
32	Kashunamiut	590.44	4.00	20.00	610.44	0.00	0.00
33	Kenai Peninsula	15,118.06	56.00	280.00	15,398.06	98.00	0.00
34	Ketchikan	3,793.18	12.00	60.00	3,853.18	69.00	0.00
35	Klawock	351.84	1.00	5.00	356.84	0.00	0.00
36	Kodiak Island	4,563.00	12.00	60.00	4,623.00	78.00	0.00
37	Kuspuk	1,533.49	3.00	15.00	1,548.49	0.00	0.00
38	Lake & Peninsula	1,804.67	1.00	5.00	1,809.67	5.00	0.00
39	Lower Kuskokwim	9,026.52	25.00	125.00	9,151.52	0.00	0.00
40	Lower Yukon	4,349.66	2.00	10.00	4,359.66	0.00	0.00
41	Mat-Su	16,421.57	150.00	750.00	17,171.57	596.00	0.00
42	Nenana	303.35	0.00	0.00	303.35	20.00	42.25
43	Nome	1,514.47	1.00	5.00	1,519.47	0.00	0.00
44	North Slope	4,745.23	4.00	20.00	4,765.23	0.00	0.00
45	Northwest Arctic	5,484.38	3.00	15.00	5,499.38	15.00	0.00
46	Pelican	104.83	0.00	0.00	104.83	0.00	0.00
47	Petersburg	1,192.10	3.00	15.00	1,207.10	0.00	0.00
48	Pribilof	509.24	1.00	5.00	514.24	0.00	0.00
49	Sitka	2,391.72	10.00	50.00	2,441.72	70.00	0.00
50	Skagway	264.31	0.00	0.00	264.31	0.00	0.00
51	Southeast Island	675.04	0.00	0.00	675.04	10.00	0.00
52	Southwest Region	1,959.82	3.00	15.00	1,974.82	0.00	0.00
53	St. Mary's	300.05	0.00	0.00	300.05	0.00	0.00
54	Tanana	302.62	0.00	0.00	302.62	2.00	0.00
55	Unalaska	796.90	1.00	5.00	801.90	0.00	0.00
56	Valdez	1,445.96	6.00	30.00	1,475.96	0.00	0.00
57	Wrangell	841.37	5.00	25.00	866.37	10.00	3.90
58	Yakutat	345.16	3.00	15.00	360.16	0.00	0.00
59	Yukon Flats	1,425.14	0.00	0.00	1,425.14	35.00	0.00
60	Yukon/Koyukuk	1,664.66	7.00	35.00	1,699.66	0.00	0.00
61	Yuplit	1,060.28	1.00	5.00	1,065.28	0.00	0.00
62	ACS	0.00	0.00	0.00	0.00	0.00	1,077.95
63	Mt. Edgcumbe	456.50	0.00	0.00	456.50	0.00	0.00
64	Other						
66	TOTALS:	196,896.69	1,314.00	6,570.00	203,466.69	1,706.00	2,015.90

	B	T	U	V	W	X	Y	Z
1	Alaska Department of Education							
2	Foundation Program; CSSB 36(FIN) am							
3		P + Q + S		T x	AS 14.17.470	\$3,944		U - V - Y
4	March 25, 1998			\$3,944				Deductible
5	FY01	District			Federal	Impact	Impact	
6	School	Adjusted	State	Required	Impact	Aid	Aid	State
7	District:	ADM:	Support:	Local:	Aid:	Percent:	90.0%	Share:
8								
9	Alaska Gateway	1,213.30	4,785,255	-	380,529	100.00%	342,476	4,442,779
10	Aleutian Region	294.73	1,162,415	-	57,011	100.00%	51,310	1,111,105
11	Aleutians East	982.25	3,873,994	365,761	509,562	51.30%	235,265	3,272,968
12	Anchorage	66,080.07	260,619,796	55,828,890	8,314,618	61.12%	4,573,705	200,217,201
13	Annette Island	706.51	2,786,475	-	1,016,335	100.00%	914,702	1,871,773
14	Bering Strait	4,883.31	19,259,775	-	3,455,132	100.00%	3,109,619	16,150,156
15	Bristol Bay	625.52	2,467,051	860,657	240,580	63.32%	137,102	1,469,292
16	Chatham	739.28	2,915,720	-	651,576	100.00%	586,418	2,329,302
17	Chugach	308.98	1,218,617	-	125,211	100.00%	112,690	1,105,927
18	Copper River	1,466.42	5,783,560	-	80,580	100.00%	72,522	5,711,038
19	Cordova	906.71	3,576,064	674,600	19,032	62.22%	10,658	2,890,806
20	Craig	750.56	2,960,209	367,686	16,690	58.00%	8,712	2,583,811
21	Delta/Greely	1,528.60	6,028,798	-	896,178	100.00%	806,560	5,222,238
22	Denali	797.41	3,144,985	459,758	27,613	45.72%	11,362	2,673,865
23	Dillingham	1,180.13	4,654,433	608,522	335,087	53.26%	160,621	3,885,290
24	Fairbanks	23,044.93	90,889,204	17,779,142	6,593,515	63.43%	3,764,040	69,346,022
25	Galena	1,348.89	5,320,022	70,412	314,774	10.68%	30,256	5,219,354
26	Haines	808.22	3,187,620	674,832	18,985	61.43%	10,496	2,502,292
27	Hoonah	544.00	2,145,536	98,904	238,998	18.67%	40,159	2,006,473
28	Hydaburg	276.40	1,090,122	23,809	17,039	17.83%	2,734	1,063,579
29	Iditarod	1,366.66	5,390,107	-	580,708	100.00%	522,637	4,867,470
30	Juneau	7,909.01	31,193,135	9,380,326	16,954	62.34%	9,512	21,803,297
31	Kake	389.04	1,534,374	69,431	281,923	22.77%	57,774	1,407,169
32	Kashunamiut	610.44	2,407,575	-	271,573	100.00%	244,416	2,163,159
33	Kenai Peninsula	15,496.06	61,116,461	15,751,444	83,078	55.90%	41,797	45,323,220
34	Ketchikan	3,922.18	15,469,078	4,552,513	8,986	61.13%	4,944	10,911,621
35	Klawock	356.84	1,407,377	62,627	274,629	43.02%	106,331	1,238,419
36	Kodiak Island	4,701.00	18,540,744	3,588,780	1,081,508	63.10%	614,188	14,337,776
37	Kuspuk	1,548.49	6,107,245	-	555,694	100.00%	500,125	5,607,120
38	Lake & Peninsula	1,814.67	7,157,058	268,776	1,028,381	21.99%	203,527	6,684,755
39	Lower Kuskokwim	9,151.52	36,093,595	-	4,612,365	100.00%	4,151,129	31,942,466
40	Lower Yukon	4,359.66	17,194,499	-	3,277,339	100.00%	2,949,605	14,244,894
41	Mat-Su	17,767.57	70,075,296	9,922,903	14,639	44.67%	5,885	60,146,508
42	Nenana	365.60	1,441,926	66,958	2,926	88.79%	2,338	1,372,620
43	Nome	1,519.47	5,992,790	626,146	43,424	39.93%	15,605	5,351,039
44	North Slope	4,765.23	18,794,067	18,794,067	2,648,619	67.97%	1,620,240	-
45	Northwest Arctic	5,514.38	21,748,715	1,484,493	2,240,789	55.66%	1,122,501	19,141,721
46	Pelican	104.83	413,450	53,374	-	85.72%	-	360,076
47	Palmarisburg	1,207.10	4,760,802	947,600	15,861	51.70%	7,380	3,805,822
48	Pribilof	514.24	2,028,163	-	372,418	100.00%	335,176	1,692,987
49	Sitka	2,511.72	9,906,224	2,500,230	158,779	59.17%	84,555	7,321,439
50	Skagway	264.31	1,042,439	559,358	-	74.36%	-	483,081
51	Southeast Island	685.04	2,701,798	-	460,952	100.00%	414,857	2,286,941
52	Southwest Region	1,974.82	7,788,690	-	1,076,436	100.00%	968,792	6,819,898
53	St. Mary's	300.05	1,183,397	17,993	122,527	44.98%	49,601	1,115,803
54	Tanana	304.62	1,201,421	23,286	178,213	18.48%	29,640	1,148,495
55	Unalaska	801.90	3,162,694	1,511,123	363	89.05%	291	1,651,280
56	Valdez	1,475.96	5,821,186	3,774,555	43,787	100.00%	39,408	2,007,223
57	Wrangell	880.27	3,471,785	651,476	1,812	47.88%	781	2,819,528
58	Yakutat	360.16	1,420,471	144,356	39,086	30.57%	10,754	1,265,361
59	Yukon Flats	1,460.14	5,758,792	-	631,979	100.00%	568,781	5,190,011
60	Yukon/Koyukuk	1,699.66	6,703,459	-	1,000,006	100.00%	900,005	5,803,454
61	Yupik	1,065.28	4,201,464	-	864,985	100.00%	778,487	3,422,977
62	ACS	1,077.95	4,251,435	-	-	100.00%	-	4,251,435
63	Mt. Edgecumbe	456.50	1,800,436	-	-	100.00%	-	1,800,436
64	Other							26,096,071
66	TOTALS:	207,188.59	\$817,151,799	\$152,564,798	\$45,299,784		\$31,342,469	\$660,960,843

	A	B	D	G
1	Alaska Department of Education			
2	Foundation Program; CSSB 36(FIN) am			
3	Required Local Effort Calculation			
4	March 25, 1998			
5	FY01	G X .004		
6		Required		
7		Local	Mill Rate	1997 Full
8	School District:	Effort:	0.004	Determination:
9	Alaska Gateway	-	-	-
10	Aleutian Region	-	-	-
11	Aleutians East	365,761	365,761	91,440,300
12	Anchorage	55,828,890	55,828,890	13,957,222,570
13	Annette Island	-	-	-
14	Bering Strait	-	-	-
15	Bristol Bay	860,657	860,657	215,164,218
16	Chatham	-	-	-
17	Chugach	-	-	-
18	Copper River	-	-	-
19	Cordova	674,600	674,600	168,650,100
20	Craig	367,686	367,686	91,921,400
21	Delta/Greely	-	-	-
22	Denali	459,758	459,758	114,939,500
23	Dillingham	608,522	608,522	152,130,600
24	Fairbanks	17,779,142	17,779,142	4,444,785,400
25	Galena	70,412	70,412	17,603,000
26	Haines	674,832	674,832	168,708,000
27	Hoonah	98,904	98,904	24,725,900
28	Hydaburg	23,809	23,809	5,952,200
29	Iditarod	-	-	-
30	Juneau	9,380,326	9,380,326	2,345,081,400
31	Kake	69,431	69,431	17,357,800
32	Kashunamiut	-	-	-
33	Kenai Peninsula	15,751,444	15,751,444	3,937,860,920
34	Ketchikan	4,552,513	4,552,513	1,138,128,200
35	Klawock	62,627	62,627	15,656,700
36	Kodiak Island	3,588,780	3,588,780	897,194,900
37	Kuspuk	-	-	-
38	Lake & Peninsula	268,776	268,776	67,193,900
39	Lower Kuskokwim	-	-	-
40	Lower Yukon	-	-	-
41	Mat-Su	9,922,903	9,922,903	2,480,725,840
42	Nenana	66,968	66,968	16,742,100
43	Nome	626,146	626,146	156,536,400
44	North Slope	18,794,067	18,794,067	11,749,014,490
45	Northwest Arctic	1,484,493	1,484,493	371,123,200
46	Pelican	53,374	53,374	13,343,500
47	Petersburg	947,600	947,600	236,900,000
48	Pribilof	-	-	-
49	Sitka	2,500,230	2,500,230	625,057,600
50	Skagway	559,358	559,358	139,839,400
51	Southeast Island	-	-	-
52	Southwest Region	-	-	-
53	St. Mary's	17,993	17,993	4,498,200
54	Tanana	23,286	23,286	5,821,600
55	Unalaska	1,511,123	1,511,123	377,780,800
56	Valdez	3,774,555	3,774,555	943,638,760
57	Wrangell	651,476	651,476	162,869,100
58	Yakutat	144,356	144,356	36,089,000
59	Yukon Flats	-	-	-
60	Yukon/Koyukuk	-	-	-
61	Yupik	-	-	-
62	ACS	-	-	-
63	Mt. Edgecumbe	-	-	-
64	Other	-	-	-
65				
66	TOTAL:	\$152,564,798	\$152,564,798	\$45,191,696,998

	B	D	E	F	G	H	I
1	Alaska Department of Education						
2	Foundation Program; CSSB 36(FIN) am						
3	Transition Calculation						
4	March 25, 1998						
5	FY01				E + F		G - H
6				Additional	Foundation	SB36	
7		Mill	Total	District	Plus	State	
8	School District:	Rate:	Foundation:	Support:	Single Site:	Aid:	Difference:
9	Alaska Gateway	4.000	4,988,882		4,988,882	4,442,779	546,103
10	Aleutian Region	4.000	1,176,499	117,730	1,294,229	1,111,105	183,124
11	Aleutians East	7.700	3,514,644		3,514,644	3,272,968	241,676
12	Anchorage	6.500	188,038,815		188,038,815	200,217,201	(12,178,386)
13	Annette Island	4.000	1,569,188	161,650	1,730,838	1,871,773	(140,935)
14	Bering Strait	4.000	17,449,778		17,449,778	16,150,156	1,299,622
15	Bristol Bay	6.200	1,654,521		1,654,521	1,469,292	185,229
16	Chatham	4.000	2,337,557		2,337,557	2,329,302	8,255
17	Chugach	4.000	1,515,697		1,515,697	1,105,927	409,770
18	Copper River	4.000	6,225,778		6,225,778	5,711,038	514,740
19	Cordova	6.400	2,702,072	166,530	2,868,602	2,890,806	(22,204)
20	Craig	6.600	2,322,242	179,950	2,502,192	2,583,811	(81,619)
21	Delta/Greely	4.000	4,790,289		4,790,289	5,222,238	(431,949)
22	Denali	8.700	2,334,400		2,659,400	2,673,865	(14,465)
23	Dillingham	7.000	3,757,667	220,200	3,977,867	3,885,230	92,577
24	Fairbanks	6.600	64,607,118		64,607,118	69,346,022	(4,738,904)
25	Galena	34.600	6,649,592		6,649,592	5,219,354	1,430,238
26	Haines	6.600	2,141,412		2,141,412	2,502,292	(360,880)
27	Hoonah	21.600	1,918,467	126,270	2,044,737	2,006,473	38,264
28	Hydaburg	6.400	1,083,657	107,970	1,191,627	1,063,579	128,048
29	Iditarod	4.000	5,278,870		5,278,870	4,867,470	411,400
30	Juneau	6.400	20,166,492		20,166,492	21,803,297	(1,636,805)
31	Kake	9.800	1,325,815	140,910	1,466,725	1,407,169	59,556
32	Kashunamiut	4.000	2,235,575	159,820	2,395,395	2,163,159	232,236
33	Kenai Peninsula	7.200	42,073,799		42,073,799	45,323,220	(3,249,421)
34	Ketchikan	6.500	8,752,133		8,752,133	10,911,621	(2,159,488)
35	Klawock	5.500	1,427,412	153,110	1,580,522	1,238,419	342,103
36	Kodiak Island	6.300	13,876,822		13,876,822	14,337,776	(460,954)
37	Kuspuk	4.000	5,513,829		5,513,829	5,607,120	(93,291)
38	Lake & Peninsula	17.900	6,743,387		6,743,387	6,684,755	58,632
39	Lower Kuskokwim	4.000	38,671,330		38,671,330	31,942,466	6,728,864
40	Lower Yukon	4.000	14,928,605		14,928,605	14,244,894	683,711
41	Mat-Su	8.900	58,161,852		58,161,852	60,146,508	(1,984,656)
42	Nenana	4.200	1,735,074	181,780	1,916,854	1,372,620	544,234
43	Nome	8.400	5,181,309	285,470	5,466,779	5,351,039	115,740
44	North Slope	2.300	11,686,868		11,686,868	-	11,686,868
45	Northwest Arctic	6.200	18,530,116		18,530,116	19,141,721	(611,605)
46	Pelican	4.700	556,016	49,410	605,426	360,076	245,350
47	Petersburg	7.800	3,173,500	211,660	3,385,160	3,805,822	(420,662)
48	Pribilof	4.000	1,883,539		1,883,539	1,692,987	190,552
49	Sitka	6.800	6,142,485		6,142,485	7,321,439	(1,178,954)
50	Skagway	5.400	683,840	112,850	796,690	483,081	313,609
51	Southeast Island	4.000	2,765,941		2,765,941	2,286,941	479,000
52	Southwest Region	4.000	7,597,531		7,597,531	6,819,898	777,633
53	St. Mary's	8.900	1,414,706	140,910	1,555,616	1,115,803	439,813
54	Tanana	23.700	1,253,694	127,490	1,381,184	1,148,495	232,689
55	Unalaska	4.500	1,913,136	198,250	2,111,386	1,651,280	460,106
56	Valdez	3.900	3,404,758	265,960	3,670,718	2,007,223	1,663,495
57	Wrangell	8.200	2,312,953	196,420	2,509,373	2,819,528	(310,155)
58	Yakutat	12.400	1,429,670		1,429,670	1,265,361	164,309
59	Yukon Flats	4.000	6,158,915		6,158,915	5,190,011	968,904
60	Yukon/Koyukuk	4.000	6,788,379		6,788,379	5,803,454	984,925
61	Yupik	4.000	4,250,129		4,250,129	3,422,977	827,152
62	ACS	4.000	3,996,324		3,996,324	4,251,435	(255,111)
63	Mt. Edgecumbe	4.000	1,717,150		1,717,150	1,800,436	(83,286)
64	Other		26,096,071		26,096,071	26,096,071	-
65							
66			\$660,931,300	\$3,304,340	\$664,235,640	\$660,960,843	\$3,274,797

	A	B	C	D	E	F	G	H
1	Alaska Department of Education							
2	Foundation Program; CSSB 36(FIN) am							
3	Required Local Effort & Maximum							
4	March 25, 1998							
5	FY01		B + C		B - E		E - D	D - E
6			23% or		Tax & In-kind			
7			2 Mills		FY98		Amount	Room
8	School District:	Required Effort	Allowable Excess	Maximum Local	Budgeted Local	Amount to Meet Req.	Over Excess	Under Local Cap
9	Alaska Gateway	-	1,100,609	1,100,609	-	-	-	-
10	Aleutian Region	-	267,355	267,355	-	-	-	-
11	Aleutians East	365,761	891,019	1,256,780	708,000	-	-	548,780
12	Anchorage	55,828,890	59,942,553	115,771,443	87,682,805	-	-	28,088,638
13	Annette Island	-	640,889	640,889	-	-	-	-
14	Bering Strait	-	4,429,748	4,429,748	-	-	-	-
15	Bristol Bay	860,657	567,422	1,428,079	1,324,152	-	-	103,927
16	Chatham	-	670,616	670,616	-	-	-	-
17	Chugach	-	280,282	280,282	-	-	-	-
18	Copper River	-	1,330,219	1,330,219	-	-	-	-
19	Cordova	674,600	822,495	1,497,095	1,052,000	-	-	445,095
20	Craig	367,686	680,848	1,048,534	584,728	-	-	463,806
21	Delta/Greely	-	1,386,624	1,386,624	-	-	-	-
22	Denali	459,758	723,347	1,183,105	981,736	-	-	201,369
23	Dillingham	608,522	1,070,520	1,679,042	942,500	-	-	736,542
24	Fairbanks	17,779,142	20,904,517	38,683,659	27,680,000	-	-	11,003,659
25	Galena	70,412	1,223,605	1,294,017	556,517	-	-	737,490
26	Haines	674,832	733,153	1,407,985	1,080,455	-	-	327,530
27	Hoonah	98,904	493,473	592,377	454,727	-	-	137,650
28	Hydaburg	23,809	250,728	274,537	34,000	-	-	240,537
29	Iditarod	-	1,239,725	1,239,725	-	-	-	-
30	Juneau	9,380,326	7,174,421	16,554,747	14,953,000	-	-	1,601,747
31	Kake	69,431	352,906	422,337	150,000	-	-	272,337
32	Kashunamiut	-	553,742	553,742	-	-	-	-
33	Kenai Peninsula	15,751,444	14,056,786	29,808,230	28,095,197	-	-	1,713,033
34	Ketchikan	4,552,513	3,557,888	8,110,401	7,358,058	-	-	752,343
35	Klawock	62,627	323,697	386,324	51,125	11,502	-	335,199
36	Kodiak Island	3,588,780	4,264,371	7,853,151	5,603,980	-	-	2,249,171
37	Kuspuk	-	1,404,666	1,404,666	-	-	-	-
38	Lake & Peninsula	268,776	1,646,123	1,914,899	1,026,500	-	-	888,399
39	Lower Kuskokwim	-	8,301,527	8,301,527	-	-	-	-
40	Lower Yukon	-	3,954,735	3,954,735	-	-	-	-
41	Mat-Su	9,922,903	16,117,318	26,040,221	22,139,480	-	-	3,900,741
42	Nenana	66,968	331,643	398,611	66,120	848	-	332,491
43	Nome	626,146	1,378,342	2,004,488	1,251,731	-	-	752,757
44	North Slope	18,794,067	23,498,029	42,292,096	27,600,068	-	-	14,692,028
45	Northwest Arctic	1,484,493	5,002,204	6,486,697	1,984,920	-	-	4,501,777
46	Pelican	53,374	95,094	148,468	62,266	-	-	86,202
47	Petersburg	947,600	1,094,984	2,042,584	1,807,361	-	-	235,223
48	Pribilof	-	466,477	466,477	-	-	-	-
49	Sitka	2,500,230	2,278,432	4,778,662	4,210,656	-	-	568,006
50	Skagway	559,358	279,679	839,037	746,690	-	-	92,347
51	Southeast Island	-	621,414	621,414	-	-	-	-
52	Southwest Region	-	1,791,399	1,791,399	-	-	-	-
53	St. Mary's	17,993	272,181	290,174	25,000	-	-	265,174
54	Tanana	23,286	276,327	299,613	115,000	-	-	184,613
55	Unalaska	1,511,123	755,562	2,266,685	1,660,932	-	-	605,753
56	Valdez	3,774,555	1,887,278	5,661,833	3,579,727	194,828	-	2,082,106
57	Wrangell	651,476	798,511	1,449,987	1,329,000	-	-	120,987
58	Yakutat	144,356	326,708	471,064	432,150	-	-	38,914
59	Yukon Flats	-	1,324,522	1,324,522	-	-	-	-
60	Yukon/Koyukuk	-	1,541,796	1,541,796	-	-	-	-
61	Yupik	-	966,337	966,337	-	-	-	-
62	ACS							
63	Mt. Edgecumbe							
64	TOTALS	\$152,564,798	\$206,344,846	\$358,909,644	\$247,330,591	\$207,178	\$0	\$79,306,371

	A	B	C	D	E	F
1	Alaska Department of Education					
2	Foundation Program; CSSB 36(FIN) am					
3	Page 9, Sec. 14.17.530 - Administrative Cap					
4	March 25, 1998					
5						
6	FY01					
7		Total FY98	Instructional	Total Expend. @	Reduction in	% of Instruc.
8		Budgeted Expenditures	Expenditures	70%	State Aid	to Total Exp.
9	Alaska Gateway	6,375,467	3,816,771	4,462,827	646,056	60%
10	Aleutian Region	1,227,397	613,635	859,178	245,543	50%
11	Aleutians East	5,353,492	2,669,533	3,747,444	1,077,911	50%
12	Anchorage	285,848,000	209,541,815	200,093,600	0	73%
13	Annette Island	4,079,627	2,552,321	2,855,739	303,419	63%
14	Bering Strait	24,031,447	12,940,000	16,822,013	3,881,953	54%
15	Bristol Bay	3,451,754	2,126,224	2,416,228	290,004	62%
16	Chatham	3,700,057	2,645,572	2,590,040	0	72%
17	Chugach	1,639,001	880,501	1,147,301	266,800	54%
18	Copper River	6,245,467	4,119,378	4,371,827	252,449	66%
19	Cordova	4,028,281	2,529,566	2,819,797	290,231	63%
20	Craig	3,332,138	2,200,915	2,332,497	131,582	66%
21	Delta/Greely	6,238,396	3,623,963	4,367,577	743,614	58%
22	Denali	3,826,030	2,350,417	2,678,221	327,804	61%
23	Dillingham	5,369,398	3,643,045	3,758,579	115,534	68%
24	Fairbanks	105,010,000	75,832,355	73,507,000	0	72%
25	Galena	4,137,563	2,109,716	2,896,294	786,578	51%
26	Haines	3,576,694	2,392,495	2,503,686	111,191	67%
27	Hoonah	3,555,793	1,896,929	2,489,055	592,126	53%
28	Hydaburg	1,319,025	676,132	923,318	247,186	51%
29	Ilditarod	5,825,818	3,108,638	4,078,073	969,235	53%
30	Juneau	35,823,100	26,387,712	25,076,170	0	74%
31	Kake	2,179,381	1,171,595	1,525,567	353,972	54%
32	Kashunamiut	2,754,440	1,415,373	1,928,108	512,735	51%
33	Kenai Peninsula	72,077,053	50,062,456	50,453,937	391,481	69%
34	Ketchikan	16,152,612	11,204,219	11,306,828	102,609	69%
35	Klawock	2,276,154	1,442,696	1,593,308	150,612	63%
36	Kodiak Island	22,289,424	15,074,760	15,602,597	527,837	68%
37	Kuspuk	6,208,037	3,779,987	4,345,626	565,639	61%
38	Lake & Peninsula	9,315,700	4,519,660	6,520,990	2,001,310	49%
39	Lower Kuskokwim	45,485,933	28,968,961	31,840,153	2,871,132	64%
40	Lower Yukon	19,896,016	11,997,659	13,927,211	1,929,552	60%
41	Mat-Su	80,993,413	59,111,447	56,695,389	0	73%
42	Nenana	1,732,845	1,005,643	1,212,992	207,349	58%
43	Nome	7,013,644	4,077,703	4,909,551	831,768	58%
44	North Slope	43,150,068	20,680,500	30,205,048	9,524,548	48%
45	Northwest Arctic	23,012,977	11,993,882	16,109,084	4,115,202	52%
46	Pelican	630,278	330,120	441,195	111,075	52%
47	Petersburg	5,296,650	3,595,918	3,707,655	111,737	68%
48	Pribilof	2,748,600	1,547,494	1,924,020	376,526	56%
49	Sitka	11,027,597	8,303,056	7,719,318	0	75%
50	Skagway	1,162,002	838,321	1,023,401	185,080	57%
51	Southeast Island	4,046,750	2,615,282	2,832,725	217,443	65%
52	Southwest Region	9,649,489	5,837,056	6,754,642	917,586	60%
53	St. Mary's	1,400,000	805,900	980,000	174,100	58%
54	Tanana	1,546,500	610,600	1,082,550	471,950	39%
55	Unalaska	3,742,611	2,381,430	2,619,828	238,398	64%
56	Valdez	7,660,728	5,324,180	5,376,510	52,330	69%
57	Wrangell	3,878,101	2,602,696	2,714,671	111,975	67%
58	Yakutat	2,051,851	1,361,996	1,436,296	74,300	66%
59	Yukon Flats	7,166,115	3,844,576	5,016,281	1,171,375	54%
60	Yukon/Koyukuk	7,985,386	5,181,130	5,589,770	408,640	65%
61	Yupik	5,503,370	2,779,670	3,852,359	1,072,689	51%
62						
63	TOTALS:	954,348,670	\$643,524,288	\$668,044,069	\$41,060,221	

FISCAL NOTE

STATE OF ALASKA

BILL NO. CSSB 36(FIN) am

1998 LEGISLATIVE SESSION

Revision Date: March 25, 1998

Department Affected: Education

Title: An Act relating to transportation of public school students; relating to school construction grants; etc.

BRJ: K-12 Support

Sponsor: Senator Phillips

Component: Pupil Transportation

Requester: House HESS

COMPONENT SERIAL NO. 144

Expenditures/Revenues:

(Thousands of Dollars)

OPERATING	FY 99	FY 00	FY 01	FY 02	FY 03	FY 04
PERSONAL SERVICES						
TRAVEL						
CONTRACTUAL						
SUPPLIES						
EQUIPMENT						
LAND & STRUCTURES						
GRANTS, CLAIMS	\$1,461.5	\$1,505.3	\$1,550.5	\$1,597.0	\$1,644.9	\$1,694.3
MISCELLANEOUS						
TOTAL OPERATING	\$1,461.5	\$1,505.3	\$1,550.5	\$1,597.0	\$1,644.9	\$1,694.3

CAPITAL EXPENDITURES	0.0					
-----------------------------	------------	--	--	--	--	--

CHANGE IN REVENUES	0.0					
---------------------------	------------	--	--	--	--	--

FUND SOURCE

(Thousands of Dollars)

1002 Federal Receipts						
1003 GF Match						
1004 GF	\$1,461.5	\$1,505.3	\$1,550.5	\$1,597.0	\$1,644.9	\$1,694.3
1005 GF/Program Receipts						
1006 GF/MHTIA						
Other						
TOTAL	\$1,461.5	\$1,505.3	\$1,550.5	\$1,597.0	\$1,644.9	\$1,694.3

POSITIONS:

FULL-TIME	0					
PART-TIME	0					
TEMPORARY	0					

Estimate of current year (FY98) impact: \$ 0

ANALYSIS: (Attach a separate page if necessary.)

The fiscal impact noted above is based on the assumption that Anchorage School District would be reimbursed for 90% of all costs associated with district-operated school transportation, including contract administration costs of approximately \$204,000, and 100% of costs associated with contracted to/from school transportation, but not including deducts from contracted transportation for hazardous or kindergarten routes. An inflation factor of 3% is assumed for FY00 through FY04.

Prepared by: Eddy Jeans, School Finance Director

Phone: 465-8687

Division: Education Support Services

Date: 3/25/98

Approved by Commissioner: Shirley J. Holloway, Ph. D.

[Signature]

Agency: Department of Education

Date: 3/25/98

PREPARER TO PROVIDE ALL DISTRIBUTION COPIES TO GOVERNOR'S LEGISLATIVE OFFICE

For further distribution information call the Governor's Legislative Office

DEPARTMENT OF EDUCATION

CSSB 36(FIN) am. Sec. 11 (Amended to 90%)

Anchorage S.D.---FY97 Statement of Operations

90% Reimbursement under proposed method (90% of total costs as stated on the district's transportation statement of operations for district-operated services: \$5,945,555)	\$5,350,999
--	-------------

Less: Reimbursement under current method (66.83% of total costs: \$5,945,555)	<u>(3,973,414)</u>
--	--------------------

Difference Between Current and Proposed Method	<u>\$1,377,585</u>
--	--------------------

FY98 3% increase	\$1,418,913
FY99 3% increase	\$1,461,480
FY00 3% increase	\$1,505,324
FY01 3% increase	\$1,550,484
FY02 3% increase	\$1,596,999
FY03 3% increase	\$1,644,909
FY04 3% increase	\$1,694,256

revised 3/25/98

file: .:\97-98Leg\Sb_036\Sb36-90% rate-House HESS.doc

Department of Education CSSB 36(FIN) am

Following is a list by page and line number of technical issues regarding CSSB 36(FIN) am.

1. The terms "state support" and "state share" are similar and therefore confusing. Recommended changes are as follows:
 - Page 2, line 9, delete [funding], insert "aid"
 - Page 2, line 14, delete [state share], insert "basic need"
 - Page 2, line 17, delete [state funding], insert "basic need"
 - Page 2, line 22, delete [share and a], insert "aid, the required"
 - Page 2, line 23, insert before determination, "and deductible Impact Aid"
 - Page 2, line 24, delete [state share], insert "state aid"
 - Page 2, line 24, delete [state support], insert "basic need"
 - Page 2, line 24, delete [a], insert "the required"
 - Page 2, line 25, delete [state support], insert "basic need"
 - Page 3, line 7, insert after, (2) the "required"Other sections of the bill may need to be amended for consistency.
2. Page 3, line ? – does not provide transitional language for newly formed boroughs. Current law provides a four year transition to the four mill required local effort.
3. Page 4, line 5 – should delete [ADM] and insert "intensive student count."
4. Page 4, lines 6 through 9 – requires districts to have on file with the department a plan of service for special education, gifted and talented education, vocational education, and bilingual education to qualify for the 20% special needs adjustment. Currently Aleutian Region, Hydaburg, Mt. Edgecumbe and Tanana do not have gifted and talented plans on file with DOE. Mt. Edgecumbe, Skagway and Southeast Island do not have bilingual education plans on file with DOE. Therefore, these districts will not qualify for the 20% special needs adjustment. This loss is not reflected in the department's spreadsheets.
5. Page 5, line 11 – school size table begins with 1 ADM. This is inconsistent with the transition language on page 21, line 15. The school size table is very aggressive in applying multipliers for adjusted ADM. Depending on the definition of "school" the table raises many issues.
6. Page 5, line ? – current foundation program has a three year hold harmless for school districts that experience a drop in enrollment of 10% or more from one year to the next. This proposed legislation does not contain a similar safety net.
7. Page 7, lines 16 through 20 – requires the department to adjust district cost factors by the Anchorage consumer price index and submit proposed district cost factors to the legislature every other year. The department contacted the McDowell Group for advice in meeting this requirement. McDowell Group stated the Anchorage CPI has no relationship to district cost factors and that inflationary adjustments should occur

Department of Education
CSSB 36(FIN) am

elsewhere in this legislation. McDowell Group also indicated that DOE could not apply the same methodology they used in determining the proposed district cost factors in CS SB36. McDowell did not suggest an alternative methodology to determine district cost factors.

8. Page 9, line 2 – minimum expenditure for instruction. Most districts can not meet this requirement due to fixed costs to operate facilities. Only school districts with large student populations and larger schools can meet this requirement.
9. Page 9, line 30 - the definition of “instructional component” is incomplete.
10. Page 12, line 4 – need to include a definition of eligible Impact Aid. DOE is revising the definition of eligible Impact Aid to conform to the law following reauthorization.
11. Page 17, lines 6 through 12 – Funding for Special Education Service Agency (SESA). This section can not be applied as CS SB36 is currently written. The funding formula no longer requires special education students to be identified and does not make an allocation specific for special education.
12. Page 21, line 4 – subsection(b) requires department to define “school.” Current regulation 4 AAC 05.900(5) defines a school as a program of instruction. There is a lack of data to support a consistent definition of “school ” As the definition is clarified a significant reallocation of dollars will occur.
13. Page 21, lines 6 through 9 – Transition for proposed district cost factors. Requires the department to submit to the legislature proposed districts cost factors by January 15, 2001. As previously stated the McDowell Group has informed DOE that their methodology can not be used to update proposed district cost factors.
14. Page 21, lines 15 through 19 – Transition for small schools. Need to clarify intent with the school size table on page 5 and include appropriate language on page 5.
15. Page 21, lines 19 through 24 – Transition for minimum expenditure for instruction. As previously mentioned only school districts with large student populations and larger schools can meet this requirement.
16. Page 14, line 14 – removes the requirement to employ a chief school administrator. If districts hire a non-certified administrator to run the school district, the administrator would not be subject to the ethic requirements of the PTPC.



ALASKA STATE LEGISLATURE

SENATOR RANDY PHILLIPS SENATE DISTRICT L

SESSION
State Capitol
Juneau, AK 99801
(907) 465-4949
800-478-4950
Fax: 465-4979

INTERIM
P.O. Box 142
Eagle River AK 99577
(907) 694-4949
Fax: 694-4948

Sponsor Statement SB 36

Alaska's public school foundation formula is broken and needs to be fixed this year. Alaska's five largest school districts serve almost 75% of Alaska's students. These five districts receive 57% of the state general fund support in the foundation program. The remaining school districts, which serve 25% of the school age students, receive 43% of the state aid for operating schools. At the same time, the five largest school districts contribute approximately 72% of the local tax revenue that goes to operate schools in Alaska. The current formula provides neither education equity for students nor taxpayer equity between school districts.

For the past ten years, state funding for public schools in Alaska has been distributed based on a formula that provides a disproportionate share of funding to small rural school districts at the expense of larger districts. The current formula makes size adjustments by gathering students into "instructional units" within "funding communities," and makes geographical cost adjustments based on household cost of living differences between school districts. Alaska is only one of seven states that use instructional units instead of a per student allocation. The Alaska School Operating Cost Study (McDowell Report) done for the Legislative Budget and Audit Committee found that the definition of funding communities is not consistent and that costs can better be compared at the school level. Senate Bill 36 adopts these changes.

There are two major components to the cost of providing a public school education that must be accounted for in any formula that seeks to provide equity in funding between school districts. Instructional costs (approximately 70% of spending), which consist primarily of teacher salaries, vary based on the size of individual schools. Administrative and non-personal services costs (such as supplies, books, utilities) vary based on the size of a district, the district's location, and the unique circumstances of that district.

Senate Bill 36 distributes school funding based on the actual costs of providing instruction to students and the actual current costs of operating school districts.

- Funding is allocated based on a per student rather than an instructional unit value. The public is better able to understand a per student than a unit value.
- Size adjustment in formula is based on individual schools instead of "funding communities." Funding communities under the current formula are not well defined, and a fair comparison of instructional costs can be made at the school level.
- Adjustments for geographical cost differences are based on a study (1998 McDowell) of the actual costs of operating school districts instead of household cost of living. (This is the first study of actual school operating costs done for the Legislature since statehood.)
- The required local contribution for municipal districts is set at four mils of assessed value or 100% of district state support. (current limit is 35%) Taxpayer equity is improved.
- Categorical funding is set at 20% of state support plus funding for intensive needs students. This will remove any incentive in the current formula to identify students as special ed in order to qualify for additional funding.

- Funding for statewide correspondence study programs offered by a district is set at .65 times ADM, the same as the state operated program. At least one school district has several times as many students enrolled in their statewide correspondence program than live in their district, this provision is intended to prevent districts from being in the business of providing programs to finance their operations.
- Provides reimbursement for district operated pupil transportation at 90% of actual cost. Currently districts that contract for their school buses are reimbursed 100% of their costs, Anchorage School District is reimbursed for only 66% of the costs of its district provided bussing.
- Districts are required to spend at least 70% of school funding on instructional costs. The Education Week "report card" earlier this year criticized Alaska for spending too much money on school administration and not enough on instruction. Overall in Alaska, approximately 70% of public school funding is spent on instruction, with some districts spending about 75% on instruction and some spending closer to 39%.

These changes to Alaska's public school foundation formula benefit school districts that serve 84% of Alaska's children. Following is an example of per student state aid under the current formula and under SB 36 for six school districts.

<u>School District</u>	<u>Current Formula</u>	<u>SB 36 Formula</u>
Aleutian Region S.D.	\$17,560/student	\$16,584/student
Ketchikan S.D.	\$3,219/student	\$4,105/student
Anchorage S.D.	\$3,931/student	\$4,178/student
Cordova S.D.	\$5,098/student	\$5,475/student
Galena S.D.	\$4,822/student	\$3,695/student
Lower Kuskokwim S.D.	\$10,618/student	\$8,615/student

LEGAL SERVICES

DIVISION OF LEGAL AND RESEARCH SERVICES
LEGISLATIVE AFFAIRS AGENCY
STATE OF ALASKA

(907) 465-3867 or 465-2450
FAX (907) 465-2029
Mail Stop 3101


130 Seward Street, Suite 409
Juneau, Alaska 99801-2105

MEMORANDUM

March 19, 1998

SUBJECT: Sectional Summary of CSSB 36(FIN)am (version "R.a")

TO: Senator Randy Phillips
Attn: Jerry Burnett

FROM: Michael F. Ford 
Legislative Counsel

You have requested a sectional summary of the above-described bill.

As a preliminary matter, note that a sectional summary of a bill should not be considered an authoritative interpretation of the bill and the bill itself is the best statement of its contents. If you would like an interpretation of the bill as it may apply to a particular set of circumstances, please advise.

Section 1. Purpose section.

Section 2. Enacts new sections providing state funding for public schools.

Sec. 14.17.300 - Establishes the public school account and provides that money in the account can only be used for public schools, community school programs or centralized correspondence study.

Sec. 14.17.400 - Provides that state funding for a school district is the amount calculated under AS 14.17.410. Provides for a pro rata reduction in state funding if the amount appropriated is insufficient to meet the authorized amounts.

Sec. 14.17.410 - Establishes a formula for funding public schools. Under subsection (b) public school funding consists of a state share and a local contribution from city or borough school districts. Subsection (b)(1) is the state share and subsection (b)(2) is city or borough local contribution. Subsection (c) establishes an optional local contribution for city or borough school districts. Subsection (d) prohibits state funding for a city or borough school district that does not make the local contribution required under subsection(b)(2).

Sec. 14.17.420 - Provides state funding for special needs children and for intensive services.

Sec. 14.17.430 - Provides state funding for the state centralized correspondence study program, for district state-wide correspondence programs and for district-only correspondence study programs.

Sectional Analysis

Sec. 14.17.440 - Provides state funding for state boarding schools.

Sec. 14.17.450 - Establishes the school size factor for purposes of determining a school's public school funding.

Sec. 14.17.460 - Establishes a district cost factor for purposes of determining a district's adjusted ADM. Also requires the department to monitor the cost factors and provide proposed new factors to the legislature beginning January 15, 2001.

Sec. 14.17.470 - Establishes the base student allocation for purposes of determining a district's public school funding.

Sec. 14.17.500 - Requires certain student count data be reported to the department.

Sec. 14.17.505 - Establishes requirements concerning year-end fund balances for a school district. Establishes a penalty for violating this section.

Sec. 14.17.510 - Requires the Department of Community and Regional Affairs to determine the value of taxable real and personal property for purposes of calculating a city or borough school district's local contribution.

Sec. 14.17.520 - Imposes a minimum expenditure for instruction requirement on school districts.

Sec. 14.17.600 - Establishes student count reporting deadlines for school districts.

Sec. 14.17.610 - Establishes a payment schedule for state funding for school districts. Requires excess funding be returned to the state and provides for advance payments at the discretion of the commissioner.

Sec. 14.17.900 - Provides that AS 14.17 does not create a debt of the state. Requires each district to operate under a balanced budget. Provides for pro rata reduction of state funding.

Sec. 14.17.910 - Establishes requirements regarding receipt and expenditure of district public school funding.

Sec. 14.17.920 - Requires the department to adopt regulations to implement AS 14.17.

Sec. 14.17.990 - Definitions.

Section 3. Repeals a provision requiring a report be provided to the chief school administrator.

Section 4. Technical amendment.

Section 5. Technical amendment.

Section 6. Technical amendment.

Section 7. Technical amendment.

Section 8. Technical amendment.

Section 9. Provides that R.E.A.A.'s may employ a chief school administrator.

Section 10. Repeals a requirement that the an R.E.A.A. school board employ a chief school administrator.

Section 11. Requires school districts be reimbursed for student transportation system costs at certain percentages.

Section 12. Technical amendment.

Section 13. Technical amendment.

Section 14. Provides that a city or borough school district may employ a chief school administrator.

Section 15. Requires a chief school administrator to follow school board policy.

Section 16. Requires that employees hired by a chief school administrator are subject to school board approval.

Section 17. Repeals a requirement that state boarding schools hire a chief school administrator.

Section 18. Technical amendment.

Section 19. Technical amendment.

Section 20. Repeals a requirement that limited teacher certificates be requested through the chief school administrator.

Section 21. Amends a provision relating to chief school administrator approval of transfers of teachers.

Section 22. Amends a provision relating to intra district teacher assignments.

Section 23. Allows a district to implement a tenured teacher layoff plan if state funding decreases by three percent or more between fiscal years.