

ALASKA LEGISLATURE COMMITTEE FILES 1993-1994 8672

8218 SENATE COMMUNITY & REGIONAL AFFAIRS

483

S B

48

SENATE COMMITTEE REPORT

FIRST COMMITTEE OF REFERRAL

DATE: 1/15/93

FURTHER: HES
FINANCE

Date of 5-Day Notice: _____
(in accordance with Uniform Rule 23)

DATE TURNED
INTO OFFICE: _____

CRA Committee considered SENATE BILL NO. 48

"An Act making a supplemental appropriation for certain elections for regional educational attendance area school boards and coastal resource service area boards; and providing for an effective date."

and recommends:

replace with _____ CS _____ ()

same title
 new title
 technical
title change
(HB only)

attaches amendment(s)

adopts _____ Letter of Intent

further referral to the _____

do pass

do not pass

no recommendation

individual recommendations

FISCAL NOTE INFORMATION

Department	Date	Zero	Fiscal

Department	Date	Zero	Fiscal

Appropriation No Fiscal Note

Governor's Bill with Previous Fiscal Notes (enter information above)

DO PASS:

OTHER RECOMMENDATIONS:

Rich Haldord No REC

Ed E. Bell No Rec.

Edwin L. Taylor No Rec.

Chair: Signature and Recommendation

WALTER J. HICKEL
GOVERNOR



STATE OF ALASKA
OFFICE OF THE GOVERNOR
JUNEAU

SB 48

January 15, 1993

The Honorable Rick Halford
President of the Senate
Alaska State Legislature
State Capitol
Juneau, AK 99801-1182

Dear President Halford:

Under the authority of art. III, sec. 18, of the Alaska Constitution, I am transmitting a bill making a supplemental appropriation for \$90,000 to the Office of the Governor, Division of Elections, to conduct the March 2, 1993 election for regional educational attendance area school boards and coastal resource service area boards.

The division of elections is required by statute to conduct elections for the regional educational attendance area school boards and coastal resources service area boards. The next election is set by court order for March 2, 1993.

Due to unanticipated expenses this year regarding reapportionment matters, the division of elections has run out of money to conduct the election. In order to properly conduct the elections and pay for printing and distribution of the ballot and necessary material, this supplemental appropriation must be enacted into law no later than February 1, 1993. Absentee balloting for the election is scheduled to begin February 15, 1993.

Without this supplemental appropriation, this important state election is in jeopardy. The state also could suffer adverse consequences with the federal government concerning compliance with the Federal Voting Rights Act. Finally and most importantly, the people of Alaska could be deprived of their statutory right to elected representation on these boards if the election cannot be held due to a lack of funding.

I urge your prompt consideration and passage of this important legislation.

Sincerely,

A handwritten signature in cursive script that reads "Walter J. Hickel".

Walter J. Hickel
Governor

STATE OF ALASKA

OFFICE OF THE GOVERNOR

DIVISION OF ELECTIONS
P.O. BOX AF
JUNEAU, ALASKA 99811-0105
PHONE (907) 465-4611

TO: SENATE MEMBER
ALASKA STATE LEGISLATURE

FROM: CHARLOT E. THICKSTUN
DIRECTOR
DIVISION OF ELECTIONS

DATE: FEBRUARY 16, 1993

SUBJECT: CSHB 68 - " AN ACT MAKING A SUPPLEMENTAL
APPROPRIATION FOR CERTAIN ELECTIONS FOR REGIONAL
EDUCATION ATTENDANCE AREA SCHOOL BOARDS AND
COASTAL RESOURCE SERVICE AREA BOARDS; AND
PROVIDING FOR AN EFFECTIVE DATE."

Yesterday the subject bill was addressed on the floor of the Senate. This is an important bill to the rural areas of Alaska and to the Division of Elections. The vote was 11-5. Senator Adams moved for reconsideration, therefore the bill will be taken up again tomorrow. **YESTERDAY THE EFFECTIVE DATE WAS LOST ON THE FLOOR. It is vital that the effective date be immediate. Your positive vote on the reconsideration of this bill will permit the March 2, 1993 REAA/CRSA election to go forward.**

Please note the following background information:

THE STATE CONDUCTS THE ELECTIONS IN THE POLITICALLY UNORGANIZED AREAS OF THE STATE THAT DON'T HAVE CITIES OR BOROUGHES TO CONDUCT THE BOARD ELECTIONS.

R E A A = REGIONAL EDUCATION ATTENDANCE AREA

These members are elected to vacant or expiring School Board seats and are policy makers with regard to issues involving education in the schools in rural Alaska.

C R S A = COASTAL RESOURCE SERVICE AREA.

These members are elected to vacant or expiring Service Area seats and are policy makers on issues involving all facets of rural community life and act as an "Assembly" might in a politically organized area.

THERE ARE 20 REAAs and 4 CRSAs. THERE WILL BE 126 PRECINCTS INVOLVED IN THE UPCOMING REAA/CRSA ELECTION. 43 PRECINCTS HAVE BOTH REAA AND CRSA SEATS TO BE ELECTED. 65 PRECINCTS HAVE ONLY REAA SEATS TO BE ELECTED AND 18 PRECINCTS HAVE ONLY CRSA SEATS TO BE ELECTED. THERE WILL ALSO BE 33 ABSENTEE SITES AVAILABLE TO VOTERS WISHING TO VOTE ABSENTEE BALLOTS IN PERSON.

THESE ELECTIONS NORMALLY TAKE PLACE IN OCTOBER EACH YEAR, BUT DURING THE LITIGATION OVER REAPPORTIONMENT THE COURT CHANGED THE DATE FROM OCTOBER TO MARCH 2, 1993.

EVERY TEN YEARS AFTER THE CENSUS, THE DEPARTMENT OF EDUCATION REVIEWS THE POPULATION IN THE REAAs AND THE DEPARTMENT OF COMMUNITY AND REGIONAL AFFAIRS REVIEWS THE POPULATION OF THE CRSAs TO MAKE SURE THAT THE SECTIONS ARE STILL IN LINE WITH THE POPULATION.

THE DEPARTMENT OF EDUCATION RE-SECTIONED THREE REAAs AND THE DEPARTMENT OF COMMUNITY AND REGIONAL AFFAIRS RE-SECTIONED TWO CRSAs.

Unfortunately, unfunded reapportionment costs have contributed greatly to a shortfall in the Division of Election's operating budget; therefore we are requesting supplemental funding of 90.0. This amount will enable us to accomplish these elections that are necessary to ensure the continuity of electing policy making board members to expired or vacant seats on regional education attendance area school and coastal resource service area boards.



JOHN B. COGHILL
LIEUTENANT GOVERNOR

STATE OF ALASKA

P. O. BOX AA

JUNEAU 99811-0111

(907) 465-3520

M E M O R A N D U M

TO: Charlot Thickstun, Director of Elections
FROM: John B. Coghill, Lieutenant Governor
DATE: December 23, 1992
SUBJECT: Fact Sheet, 1992 elections/reapportionment

Attached please find a three-page Fact Sheet that we have developed. It concerns the 1992 elections, redistricting of legislative regions, court actions, and related issues.

It was designed for several reasons:

- (1) to put into historical order the events that led to the (procedural) roadblocks and delays we experienced in the 1992 election;
- (2) to help understand how REAPPORTIONMENT affected our election process and caused many of those challenges, delays, and roadblocks;
- (3) to analyze the many factors (law suits, closed GOP ballot, primary delay, etc.) that caused so many adjustments in the (normally) orderly election process.

I trust that you and your regional election supervisors will find this Fact Sheet useful.

cc: Louise Howerter
Tally Johnson
Shelly Growden
Claudia Doyle

Roadblocks, Delays in Conduct of Orderly Elections, 1992

FACT SHEET

REAPPORTIONMENT:

- 1) State Constitution mandates reapportionment every 10 years (re-drawing of election district lines).
- 2) As of July 29, 1992 there were 289,576 voters who had to be acquainted with new precinct names, boundaries and polling locations.
- 3) Alaska's election districts grew from 27 to 40 single member districts; the 438 precincts rose to 469.
- 4) Reassignment of voters to their new Geographical Identification Files (process called "giffing") had to be accomplished statewide.
- 5) Reapportionment required 289,576 new voter registration cards (to be prepared and mailed).

COURT CASES:

Challenge to new districts. Suit by Southeast Conference (representing itself and other parties).

Republican Party of Alaska sued to require the state to print a closed Republican ballot. This GOP action resulted in more delay. TWO ballots then were required in primary election.

Superior Court ruling (on district boundaries) was disputed and was appealed to Supreme Court.

Supreme Court remanded the case (back) to Superior Court.

Superior Court named three Masters to re-draw the lines. . .

. . . a THIRD set of district boundary lines!

This legal process dangerously COMPRESSED time frames:

- 1) Final reapportionment plans were delivered June 25, just ONE day before the (already delayed) candidate filing deadline, causing more adjustments in schedules.
- 2) The normal 40 days between primary and general elections were reduced by 14 days, thus requiring the following: extra staff hours, more temporary employees, a tightened logistical span, ballot printing delays.

MORE LEGAL HURDLES:

Two additional law suits by the Libertarian Party and the Alaska Taxpayer Party caused the Courts to mandate that these parties to be added to the general election ballot.

OTHER FACTORS:

Twice candidate filing deadlines were delayed (from June 1) - first time to June 26 and second time to July 8.

Candidates filed (for office) under ALL THREE Reapportionment plans, causing more work for regional and state director's offices.

Primary election was delayed (August 25 to Sept. 8).

Election supervisors required to RETRAIN election board personnel (acquainting them with new districts, new polling places, and the "closed" primary ballot process).

1992 voter registration SUBSTANTIALLY increased, causing added staff responsibilities.

SUCCESS STORIES:

- 1) The 1992 general election was carried off smoothly and competently.
- 2) Recorded was the largest turnout (of eligible voters) in Alaska history - 82.9%.
- 3) Census figures showed 550,043 Alaskans living in the state, of whom 377,699 were eligible to vote (18 or older).
- 4) At election time, 84% of those eligible Alaskans were registered.
- 5) And on election day, 11,783 MORE Alaskans registered and voted for president, bringing total registered voters to 315,058.

FUNDING - Reapportionment

The year this administration took office (December 1990, fiscal year 1991), \$743,800 had been appropriated for Reapportionment Board activities. The administration of Governor Cowper spent \$228,149 of that \$743,800 to advance their theories on reapportionment. The Hickel administration spent another \$472,723 (FY 1991 funds) on its reapportionment plan.

NOTE: The Reapportionment Board acts separately from the Division of Elections, and it is funded as a separate operation. However, effects of Reapportionment Board decisions DIRECTLY affect the operation of the Division of Elections (see previous pages).

MORE . . . REAPPORTIONMENT BOARD;

In March, 1991 we asked for \$750,000 (for the Fiscal 1992 budget) which was denied by the Governor's office. A total of \$53,523 was spent in FY'92 from reappropriated funds.

DIVISION OF ELECTIONS, more comments by Lieutenant Governor:

"As we entered FY '93 (July 1, 1992), it was apparent the Division of Elections could not carry the financial load of responsibilities, generated by the reapportionment action, without a large appropriation. Therefore, a \$1.6 million supplemental appropriation was asked of the Governor in the special legislative session, June 1992. He agreed. His staff didn't. Division of Elections lost and were told by the staff and the Attorney General's office, 'Do it. We'll cover your money.'

"We did it. Largest turnout in Alaska history. Now elections is out of funds to run the normal election process. Cut backs in programs and staffing are necessary to carry us through the middle of February at which time the Legislature could restore the approximately \$700,000 needed for extraordinary expenses incurred by the elections process."

STATE OF ALASKA


OFFICE OF THE GOVERNOR


DIVISION OF ELECTIONS
P.O. BOX AF
JUNEAU, ALASKA 99811-0105
PHONE (907) 465-4611

M E M O R A N D U M

DATE: January 25, 1993

TO: Jerry Burnette
Senator Phillips Office
Capitol Room 103

THRU: Charlot Thickstun, Director 
Office of the Governor
Division of Elections

FROM: Sean Edwards, Administrative Assistant 
Office of the Governor
Division of Elections

SUBJECT: March 2, 1993 R.E.A.A./C.R.S.A. Election.

There are 20 REAAs and 4 CRSAs. There will be 126 precincts involved in the upcoming REAA/CRSA election. 43 precincts have both REAA and CRSA seats to be elected, 65 precincts have only REAA seats to be elected and 18 precincts have only CRSA seats to be elected. There will also be 33 absentee sites available to voters wishing to vote absentee ballots in person.

REAA/CRSA ELECTION CALENDAR

Mon., Oct. 12	Barb	Set up election ID - 92RC32
Mon., Oct. 12	Barb	*Confirm REAA resectioning plans with Dept. of Education
Mon., Oct. 26	Barb	Send letters to REAAs and CRSAs confirming expiring terms of REAA/CRSA board members
Wed., Nov. 4	Barb	Prepare Order and Notice for each REAA and CRSA for Director's signature
Fri., Nov. 6	Sean	Prepare REAA/CRSA Declaration of Candidacy forms
Mon., Nov. 30	Sups	Make arrangements for polling places, recruit precinct election workers, AVOs, counting teams, district absentee and questioned boards
Mon., Dec. 7	Sean	Mailed Declaration of Candidacy forms to regional offices
Fri., Dec. 11	Sups	Mailed Declaration of Candidacy forms to city clerks, registrars, superintendents and CRSA coordinators
Mon., Dec. 14	Sean	Worked with Shannon Shields on ads/PSAs to run re: REAA/CRSA candidacy filing forms being available, which seats are up, and filing deadline
Wed., Dec. 16	"Shannon	Faxed PSAs to superintendents and CRSA Coordinators with memo from Jack
Wed., Dec. 30	ALL	Filing deadline for REAA/CRSA candidates 6 AAC 27.035(b) - Date changed by emergency regulation

REAA/CRSA CALENDAR
MARCH 2, 1993

Mon., Jan. 4	Sups	Send letters and absentee applications to voters in permanent absentee GIFs
Mon., Jan. 4	ALL	Last day to receive REAA/CRSA declaration of candidacy filings that were postmarked 12/30/92. 6 AAC 27.035(b)
Mon., Jan. 4	Sups	List of polling places and AVOs with locations and hours available to Sean for REAA/CRSA 40/10 poster inserts and ads
Mon., Jan. 4	Barb	Seats up and areas that can vote in each REAA/CRSA election to Sean for 40/10 poster inserts and ads
Tues., Jan. 5	Sean	Poster layout to printer for REAA/CRSA 40/10 posters and ads prepared.
Tues., Jan. 5	Sean	40/10 inserts prepared, proofed and printed in-house
Wed., Jan. 6	Sups	Order 40/10 lists for 40/10 posters
Thur., Jan. 7	Sean	40/10 poster proof back from printer, proofed and sent back to printer for printing
Fri., Jan. 8	Barb	Ballot layout to printer
Fri., Jan. 8	Sean	Tally Book layout to printer
Fri., Jan. 8	Sups	Advise Barb of quantity of REAA/CRSA ballots
Mon., Jan. 11	Sean	Last day to send 40/10 poster inserts to regional offices via overnight mail. Will try to get them out sooner.
Wed.-Fri., 1/13-15	Sups	Mail 40/10 posters to chairpersons

REAA/CRSA CALENDAR
MARCH 2, 1993

Fri., Jan 15	Barb	Ballots and tally books proofed and returned to printer
Mon.-Fri., 1/18-29	Shannon	Ads running re: last day to register, where to vote
Thurs., Jan. 21	Chairs	Last day to post 40/10 posters AS 15.07.140
Thurs., Jan. 21	Sups	Last day to establish precinct boundaries
Fri., Jan. 22	Sean	Send polling place ID cards to voters in precincts that have changed, if necessary
Sun., Jan. 31	Sups	Last day to register for REAA/CRSA election AS 15.05.010(4)
Mon., Feb. 1	Printer	Preferred date for ballots to be delivered to Sups
Mon., Feb. 1	Sean	Preferred date for tally books to be delivered to Sups
Wed., Feb. 3	Sups	Mail supplies and sample ballots to AVOS
Thurs., Feb. 4	Sups	Mail ballots to AVOS
Fri., Feb. 5	Sean	Last day to have supplies (forms, ballots, sample ballots, etc.) in regional offices AS 15.15.050
Mon.-Mon., 2/8-3/1	Shannon	Ads running advising of polling places and absentee voting locations
Mon., Feb. 8	Barb	Create precinct registers AS 15.07.125
Tues., Feb. 9	Sups	Order precinct registers
Mon., Feb. 15	Sups	Mail supplies and sample ballots to precinct chairs

REAA/CRSA CALENDAR
MARCH 2, 1993

Tues., Feb. 16	Sups	Mail ballots to precinct chairs
Mon., Feb. 15	ALL	Absentee in-person begins
Mon., Feb. 15	Sups	Last day to appoint District Absentee and Questioned boards 6 AAC 27.060
Mon., Feb. 15	Barb	Last day to appoint State Review Board 6 AAC 27.070
Fri., Feb. 26	Alice	Last day to receive absentee applications AS 15.20.081(b) and 6 AAC 27.050
Sat., Feb. 27	Alice	Last day to mail absentee ballots
Tues., Mar. 2	ALL	ELECTION DAY - polling places open 8 a.m. - 8 p.m. AS 14.08.071(b) and AS 15.15.080(b)
Tues., Mar. 2	Chairs/ Sups	Ballots may be counted after 8 p.m. AS 15.15.350
Tues., Mar. 2	Chairs/ Sups	Chairs call Sups with results; Sups fax results to Barb as received
Wed., Mar. 3	Chairs	Mail counted ballots and election materials to director's office and regional offices. AS 15.15.370 and 6 AAC 25.050
Fri., Mar. 5	"Sups	District Absentee Review Board may begin counting absentee ballots if an election race is close 6 AAC 27.060(c)
Wed., Mar. 10	Sups	District Absentee and Questioned Boards count and certify their ballot count 6 AAC 27.060(b)

REAA/CRSA CALENDAR
MARCH 2, 1993

Thurs., Mar. 11	Sups	Send Absentee and Questioned materials via overnight mail to Barb for State Review Board
Fri., Mar. 12	Barb	Last day to receive and count absentee by-mail ballots that are postmarked 3/2 and mailed from within the U.S. AS 15.20.081(e)
Fri., Mar. 12	Barb	State Review Board begins
Wed., Mar. 17	Barb	Last day to receive and count absentee by-mail ballots that are postmarked 3/2 and mailed from overseas or military APO or FPO addresses AS 15.20.081(h)
Wed., Mar. 17	Barb	Last day to await receipt of election materials from precincts for inclusion in the State Review Board's review of election materials AS 15.15.440
Approx. Mon., 3/22	Barb	Prepare certificates for Director's signature upon completion of State Review Board's certification 6 AAC 27.080
Approx. Thurs., 3/25	Barb	Prepare order and notice of runoff election if necessary to be held within 30 days of certification 6 AAC 27.090
Approx. Mon., 3/29	Barb	Approx. last day to request recount AS 15.20.430
Approx. Wed., 4/21	Barb	Approx. last day to hold runoff election 6 AAC 27.090



JOHN B. COGHILL
LIEUTENANT GOVERNOR

STATE OF ALASKA
P. O. BOX AA
JUNEAU 99811-0111
(907) 465-3520

M E M O R A N D U M

TO: The Honorable Randy Phillips, Chairman
Community and Regional Affairs Committee
Alaska State Senate

FROM: Don Harris
Chief of Staff *DH*
Lieutenant Governor's Office

DATE: January 25, 1993

SUBJECT: SB48

Please find attached the fiscal information for Senate Bill 48.



STATE OF ALASKA
OFFICE OF THE GOVERNOR
JUNEAU

MEMORANDUM

TO: Cheryl Frasca, Director
Division of Budget Review
Office of Management
and Budget
Office of the Governor

DATE: January 11, 1993

PHONE: 465-3616

FROM: Michael A. Nizich *M. Nizich*
Administrative Director
Office of the Governor

SUBJECT: FY93 Budget
Supplemental
Request

I am requesting a FY93 supplemental for the Division of Elections. The Division incurred extraordinary costs during the 1992 General and Primary elections and have insufficient balances available within their BRU to conduct the Rural Education Attendance Area (REAA) elections in March 1993.

The Division is requesting supplemental funding of 90.0 in the Elections/Elections component -- \$87,150 in the Contractual line and \$2,850 in the Supplies line to fund the following:

REAA elections projected costs:

Election Workers	\$52,300
Freight & Express	150
Advertising	23,500
Printing & Binding	7,900
Polling Place Rental	3,300
Supplies	<u>2,850</u>
Total	\$90,000

Due to the timing of the REAA elections, I am requesting your assistance in preparing a separate, fast-track supplemental request which can be expedited through the Legislature. I understand that Neil Slotnick in the Department of Law is already working on the supplemental language for this request. Please call me if you need any additional information.

cc: Lieutenant Governor Coghill
Shelby Stastny
Charlot Thickstun
Kris Lethin
Dan Spencer

THE
FOLLOWING
DOCUMENTS
ARE
POOR
ORIGINAL
COPIES

ACTUAL EXPENDITURES
 LEDGER CODE EXPENDITURES BY ACCOUNT
 100000 REAA ELECTION
 COA:1992

RRN:0031389 RSN:02595 12/04/92

ENTITY NUMBER - DESCRIPTION	ACTUAL EXPENDITURE
70000 TOTAL EXPENDITURES	88,372
70000 OPERATING ACCT TOTAL	88,372
70000 GROUP CTRL - OTHER	88,372
70001 00 OTHER MONORANT	88,372
71000 OTHER SVCS & CHARGE	27,883
73100 PROFESSIONAL SVCS	52,631
73270 OTHER PROF SERVICES	52,631
73272 POLLING PLACE WORKER	48,357
73273 ELECTION NIGHT WORKER	30
73275 DISTRICT Q/A BRD	1,431
73276 ABSENTEE VOTING OFFI	650
73284 STATEWIDE CANVAS BRD	1,565
73400 TRANSPORTATION	94
73460 FRGHT & EXPRESS CHRG	94
73500 ADV PRINT & BIND	31,872

FOR NEXT SECTION ENTER=> NUMBER _____ YEAR _____ LEVEL LIMIT _____
 PF1=MENU PF3=PAGE FORWARD PF6=RPT REQUEST MAINTENANCE

ACTUAL EXPENDITURES
 LEDGER CODE EXPENDITURES BY ACCOUNT
 100000 REAA ELECTION
 COA:1992

RRN:0031389 RSN:02595 12/04/92

ENTITY NUMBER - DESCRIPTION	ACTUAL EXPENDITURE
73540 ADVERTISING	23,915
73560 PRINTING & BINDING	7,957
73565 BALLOTS	5,876
73566 ELECTION NOTICES/POS	273
73574 CENTRL DUP/QUIK COPY	56
73800 RENTALS/LEASES	3,335
73850 SPACE EXPENSE	3,335
73858 POLLING PLACE RENT	3,335
74000 SUPPLIES	439
74200 OFFICE SUPPLIES	25
74220 OFFICE/LIBRARY SUPPLY	25
74229 OFFICE SUPPLIES	25
74400 OPERATING SUPPLIES	414
74600 OTH OPERATING SUPPLS	414
74613 ELECTION SUPPLIES	414

FOR NEXT SECTION ENTER=> NUMBER _____ YEAR _____ LEVEL LIMIT _____
 PF1=MENU PF2=PAGE BACKWARD PF3=PAGE FORWARD PF6=RPT REQUEST MAINTENANCE

1992 REAA Election --	Election Workers	\$52,361
	Freight & Express	94
	Advertising	23,915
	Printing & Binding	7,957
	Polling place rent	3,335
	Supplies	439
	Total	<u>\$88,372</u>

STATE OF ALASKA


OFFICE OF THE GOVERNOR


DIVISION OF ELECTIONS
P.O. BOX AF
JUNEAU, ALASKA 99811-0105
PHONE (907) 465-4611

M E M O R A N D U M

DATE: January 25, 1993

TO: Jerry Burnette
Senator Phillips Office
Capitol Room 103

THRU: Charlot Thickstun, Director 
Office of the Governor
Division of Elections

FROM: Sean Edwards, Administrative Assistant 
Office of the Governor
Division of Elections

SUBJECT: March 2, 1993 R.E.A.A./C.R.S.A. Election.

There are 20 REAAs and 4 CRSAs. There will be 126 precincts involved in the upcoming REAA/CRSA election. 43 precincts have both REAA and CRSA seats to be elected, 65 precincts have only REAA seats to be elected and 18 precincts have only CRSA seats to be elected. There will also be 33 absentee sites available to voters wishing to vote absentee ballots in person.

REAA/CRSA ELECTION CALENDAR

Mon., Oct. 12	Barb	Set up election ID - 92RC32
Mon., Oct. 12	Barb	Confirm REAA resectioning plans with Dept. of Education
Mon., Oct. 26	Barb	Send letters to REAAs and CRSAs confirming expiring terms of REAA/CRSA board members
Wed., Nov. 4	Barb	Prepare Order and Notice for each REAA and CRSA for Director's signature
Fri., Nov. 6	Sean	Prepare REAA/CRSA Declaration of Candidacy forms
Mon., Nov. 30	Sups	Make arrangements for polling places, recruit precinct election workers, AVOs, counting teams, district absentee and questioned boards
Mon., Dec. 7	Sean	Mailed Declaration of Candidacy forms to regional offices
Fri., Dec. 11	Sups	Mailed Declaration of Cardidacy fo,ms to city clerks, registrars, superintendents and CRSA coordinators
Mon., Dec. 14	Sean	Worked with Shannon Shields on ads/PSAs to run re: REAA/CRSA candidacy filing forms being available, which seats are up, and filing deadline
Wed., Dec. 16	Shannon	Faxed PSAs to superintendents and CRSA Coordinators with memo from Jack
Wed., Dec. 30	ALL	Filing deadline for REAA/CRSA candidates 6 AAC 27.035(b) - Date changed by emergency regulation

REAA/CRSA CALENDAR
MARCH 2, 1993

Mon., Jan. 4	Sups	Send letters and absentee applications to voters in permanent absentee GIFs
Mon., Jan. 4	ALL	Last day to receive REAA/CRSA declaration of candidacy filings that were postmarked 12/30/92. 6 AAC 27.035(b)
Mon., Jan. 4	Sups	List of polling places and AVOs with locations and hours available to Sean for REAA/CRSA 40/10 poster inserts and ads
Mon., Jan. 4	Barb	Seats up and areas that can vote in each REAA/CRSA election to Sean for 40/10 poster inserts and ads
Tues., Jan. 5	Sean	Poster layout to printer for REAA/CRSA 40/10 posters and ads prepared.
Tues., Jan. 5	Sean	40/10 inserts prepared, proofed and printed in-house
Wed., Jan. 6	Sups	Order 40/10 lists for 40/10 posters
Thur., Jan. 7	Sean	40/10 poster proof back from printer, proofed and sent back to printer for printing
Fri., Jan. 8	Barb	Ballot layout to printer
Fri., Jan. 8	Sean	Tally Book layout to printer
Fri., Jan. 8	Sups	Advise Barb of quantity of REAA/CRSA ballots
Mon., Jan. 11	Sean	Last day to send 40/10 poster inserts to regional offices via overnight mail. Will try to get them out sooner.
Wed.-Fri., 1/13-15	Sups	Mail 40/10 posters to chairpersons

REAA/CRSA CALENDAR
MARCH 2, 1993

Fri., Jan 15	Barb	Ballots and tally books proofed and returned to printer
Mon.-Fri., 1/18-29	Shannon	Ads running re: last day to register, where to vote
Thurs., Jan. 21	Chairs	Last day to post 40/10 posters AS 15.07.140
Thurs., Jan. 21	Sups	Last day to establish precinct boundaries
Fri., Jan. 22	Sean	Send polling place ID cards to voters in precincts that have changed, if necessary
Sun., Jan. 31	Sups	Last day to register for REAA/CRSA election AS 15.05.010(4)
Mon., Feb. 1	Printer	Preferred date for ballots to be delivered to Sups
Mon., Feb. 1	Sean	Preferred date for tally books to be delivered to Sups
Wed., Feb. 3	Sups	Mail supplies and sample ballots to AVOs
Thurs., Feb. 4	Sups	Mail ballots to AVOs
Fri., Feb. 5	Sean	Last day to have supplies (forms, ballots, sample ballots, etc.) in regional offices AS 15.15.050
Mon.-Mon., 2/8-3/1	Shannon	Ads running advising of polling places and absentee voting locations
Mon., Feb. 8	Barb	Create precinct registers AS 15.07.125
Tues., Feb. 9	Sups	Order precinct registers
Mon., Feb. 15	Sups	Mail supplies and sample ballots to precinct chairs

REAA/CRSA CALENDAR
MARCH 2, 1993

Tues., Feb. 16	Sups	Mail ballots to precinct chairs
Mon., Feb. 15	ALL	Absentee in-person begins
Mon., Feb. 15	Sups	Last day to appoint District Absentee and Questioned boards 6 AAC 27.060
Mon., Feb. 15	Barb	Last day to appoint State Review Board 6 AAC 27.070
Fri., Feb. 26	Alice	Last day to receive absentee applications AS 15.20.081(b) and 6 AAC 27.050
Sat., Feb. 27	Alice	Last day to mail absentee ballots
Tues., Mar. 2	ALL	ELECTION DAY - polling places open 8 a.m. - 8 p.m. AS 14.08.071(b) and AS 15.15.080(b)
Tues., Mar. 2	Chairs/ Sups	Ballots may be counted after 8 p.m. AS 15.15.350
Tues., Mar. 2	Chairs/ Sups	Chairs call Sups with results; Sups fax results to Barb as received
Wed., Mar. 3	Chairs	Mail counted ballots and election materials to director's office and regional offices. AS 15.15.370 and 6 AAC 25.050
Fri., Mar. 5	Sups	District Absentee Review Board may begin counting absentee ballots if an election race is close 6 AAC 27.060(c)
Wed., Mar. 10	Sups	District Absentee and Questioned Boards count and certify their ballot count 6 AAC 27.060(b)

REAA/CRSA CALENDAR
MARCH 2, 1993

Thurs., Mar. 11	Sups	Send Absentee and Questioned materials via overnight mail to Barb for State Review Board
Fri., Mar. 12	Barb	Last day to receive and count absentee by-mail ballots that are postmarked 3/2 and mailed from within the U.S. AS 15.20.081(e)
Fri., Mar. 12	Barb	State Review Board begins
Wed., Mar. 17	Barb	Last day to receive and count absentee by-mail ballots that are postmarked 3/2 and mailed from overseas or military APO or FPO addresses AS 15.20.081(h)
Wed., Mar. 17	Barb	Last day to await receipt of election materials from precincts for inclusion in the State Review Board's review of election materials AS 15.15.440
Approx. Mon., 3/22	Barb	Prepare certificates for Director's signature upon completion of State Review Board's certification 6 AAC 27.080
Approx. Thurs., 3/25	Barb	Prepare order and notice of runoff election if necessary to be held within 30 days of certification 6 AAC 27.090
Approx. Mon., 3/29	Barb	Approx. 1st day to request recount AS 15.20.430
Approx. Wed., 4/21	Barb	Approx. last day to hold runoff election 6 AAC 27.090

January 25, 1993

TO: Randy

FROM: Jerry

RE: SB48, REAA Elections

The March 2, 1993 REAA elections are being held in 22 REAA's and 4 CRSA's.

There are a total of 127 precincts involved.

These elections use the same kind of computer punchcard type ballots as are used in other Alaska elections.

ALASKA STATE LEGISLATURE

LEGISLATIVE BUDGET AND AUDIT COMMITTEE

Division of Legislative Finance



P.O. Box 113200
Juneau, AK 99811-3200
(907) 465-3795
FAX (907) 463-4885

January 23, 1993

TO: Senator Randy Phillips

ATTN: Jerry Burnett

FROM: Michael Gear 
Legislative Fiscal Analyst

RE: Elections Division FY93 Supplemental Requests
(1) First Supplemental--REAA Election Cost
(2) Second Supplemental--Division Operations

Enclosed is a summary schedule displaying the funding history of the Elections Division and the specific costs of holding REAA elections. Also attached is the backup information provided by the Governor's Office/Administrative Services.

A second summary schedule and backup information describes a second supplemental request for the Election Divisions operation for the remainder of the Fiscal Year 1993.

The Governor's Office also advises that the Reapportionment Board costs will be presented as a FY94 budget amendment. In response to my request, they had no information to provide at this time.

Please advise if you need anything further on this.

ELECTIONS DIVISION FUNDING HISTORY

	FY91 Actual	FY92 Actual	FY93 Auth	FY94 Governor
Elective Operations				
Elections	1,428.8	1,803.1	1,646.6	1,646.8
General & Primary Elections	1,807.9	477.3	2,105.6	307.8
Elections Data Processing	178.2	105.7	0.0	0.0
BRU Total	3,414.9	2,386.1	3,752.2	1,954.6

	FY91 Actual	FY92 Actual	FY93 Projected
REAA Election Costs			
Election Workers	53.2	52.7	52.3
Telephone, Freight, Express	0.4	0.1	0.2
Advertising	16.7	23.9	23.5
Printing & Binding	7.6	8.0	7.9
Polling Place Rental	2.9	3.3	3.3
Supplies		0.4	2.8
Total--REAA	80.8	88.4	90.0

WALTER J. HICKEL
GOVERNOR



FD-302 (Rev. 11-27-80)
ALASKA 88611-000
907-465-3510

STATE OF ALASKA
OFFICE OF THE GOVERNOR
JUNEAU

MEMORANDUM

TO: Cheryl Frasca, Director
Division of Budget Review
Office of Management
and Budget

DATE: January 11, 1993

Office of the Governor

PHONE: 465-3616

FROM: Michael A. Nizich *M. Nizich*
Administrative Director
Office of the Governor

SUBJECT: FY93 Budget
Supplemental
Request

I am requesting a FY93 supplemental for the Division of Elections. The Division incurred extraordinary costs during the 1992 General and Primary elections and have insufficient balances available within their BRU to conduct the Rural Education Attendance Area (REAA) elections in March 1993.

The Division is requesting supplemental funding of 90.0 in the Elections/Elections component -- \$87,150 in the Contractual line and \$2,850 in the Supplies line to fund the following:

REAA elections projected costs:

Election Workers	\$52,300
Freight & Express	150
Advertising	23,500
Printing & Binding	7,900
Polling Place Rental	3,300
Supplies	<u>2,850</u>
Total	\$90,000

Due to the timing of the REAA elections, I am requesting your assistance in preparing a separate, fast-track supplemental request which can be expedited through the Legislature. I understand that Neil Slotnick in the Department of Law is already working on the supplemental language for this request. Please call me if you need any additional information.

cc: Lieutenant Governor Coghill
Shelby Stastny
Charlot Thickstun
Kris Lethin
Dan Spencer

1991 REAA Election:-- Election Workers	\$48,491
Telephone	84
Freight & Express	286
Advertising	16,687
Printing & Binding	7,575
Polling place rent	2,920
Total	<u>\$80,787</u>

ACTUAL EXPENDITURES
 LEDGER CODE EXPENDITURES BY ACCOUNT
 1190005 REAA ELECTION
 COA:1992

RRN:0031389 RSN:02595 12/04/92

ENTITY NUMBER	DESCRIPTION	ACTUAL EXPENDITUR
8** 70000	TOTAL EXPENDITURES	80,787
8** 70008	OPERATING ACCT TOTAL	80,787
8** 70200	GROUP CTRL OTHER	80,787
8** 70201	GC-OTHER NONGRANT	80,787
8** 73000	OTHER SRVCS & CHARGE	80,787
8** 73100	PROFESSIONAL SRVCS	53,235
8** 73270	OTHER PROF SERVICES	53,235
8** 73272	POLLING PLACE WORKER	48,491
8** 73273	ELECTION NIGHT WORKE	41
8** 73275	DISTRICT Q/A BRD	2,340
8** 73276	ABSENTEE VOTING OFFI	500
8** 73284	STATEWIDE CANVAS BRD	1,363
8** 73300	COMMUNICATIONS	84
8** 73320	TELEPHONE	84
8** 73321	TOLL C	79

FOR NEXT SECTION ENTER==> _____ YEAR _____ LEVEL LIMIT _____
 PF1=MENU PF2=PAGE FORWARD PF6=RPT REQUEST MAINTENANCE

ACTUAL EXPENDITURES
 LEDGER CODE EXPENDITURES BY ACCOUNT
 1190005 REAA ELECTION
 COA:1992

RRN:0031389 RSN:02595 12/04/92

ENTITY NUMBER	DESCRIPTION	ACTUAL EXPENDITUR
8** 73322	BASE/LOCAL-FIX COST	6
8** 73400	TRANSPORTATION	286
8** 73460	FROHT & EXPRESS CHRG	286
8** 73500	ADV PRINT & BIND	24,251
8** 73540	ADVERTISING	16,687
8** 73560	PRINTING & BINDING	7,575
8** 73585	BALLOTS	5,623
8** 73574	CENTRAL DUP/QUIK COPY	37
8** 73800	RENTALS/LEASES	2,920
8** 73850	SPACE EXPENSE	2,920
8** 73858	POLLING PLACE RENT	2,920

FOR NEXT SECTION ENTER==> NUMBER _____ YEAR _____ LEVEL LIMIT _____
 PF1=MENU PF2=PAGE BACKWARD PF6=RPT REQUEST MAINTENANCE

ACTUAL EXPENDITURES
 LEDGER CODE EXPENDITURES BY ACCOUNT
 1290005 REAA ELECTION
 COA:1093

RRN:0031389 RSN:02595 12/04/92

ENTITY NUMBER - DESCRIPTION	ACTUAL EXPENDITUR
9** 70000 TOTAL EXPENDITURES	88,372
9** 70008 OPERATING ACCT TOTAL	88,372
9** 70200 GROUP CTRL - OTHER	88,372
9** 70201 CC-OTHER-NONGRANT	88,372
9** 73000 OTHER SRVCS & CHARGE	87,033
9** 73100 PROFESSIONAL SRVCS	52,631
9** 73270 OTHER PROF SERVICES	52,631
9** 73272 POLLING PLACE WORKER	48,557
9** 73273 ELECTION NIGHT WORKER	30
9** 73275 DISTRICT Q/A BRD	1,432
9** 73276 ABSENTEE VOTING OFFI	650
9** 73284 STATEWIDE CANVAS BRD	1,863
9** 73400 TRANSPORTATION	94
9** 73460 FRGHT & EXPRESS CHRG	94
9** 73500 ADV PRINT & BIND	81,672

FOR NEXT SECTION ENTER=> NUMBER _____ YEAR _____ LEVEL LIMIT _____
 PF1=MENU PF3=PAGE FORWARD PF6=RPT REQUEST MAINTENANCE

ACTUAL EXPENDITURES
 LEDGER CODE EXPENDITURES BY ACCOUNT
 1290005 REAA ELECTION
 COA:1093

RRN:0031389 RSN:02595 12/04/92

ENTITY NUMBER - DESCRIPTION	ACTUAL EXPENDITUR
9** 73540 ADVERTISING	23,915
9** 73560 PRINTING & BINDING	7,957
9** 73565 BALLOTS	5,876
9** 73566 ELECTION NOTICES/POS	273
9** 73574 CENTRAL DUF/QUIK COPY	56
9** 73800 RENTALS/LEASES	3,335
9** 73850 SPACE EXPENSE	3,335
9** 73858 POLLING PLACE RENT	3,335
9** 74000 SUPPLIES	439
9** 74200 OFFICE SUPPLIES	25
9** 74220 OFFICE/LIBRARY SUPPLY	25
9** 74220 OFFICE SUPPLIES	25
9** 74400 OPERATING SUPPLIES	414
9** 74600 OTH OPERATING SUPPLS	414
9** 74613 ELECTION SUPPLIES	414

FOR NEXT SECTION ENTER=> NUMBER _____ YEAR _____ LEVEL LIMIT _____
 PF1=MENU PF2=PAGE BACKWARD PF3=PAGE FORWARD PF6=RPT REQUEST MAINTENANCE

1992 REAA Election --	Election Workers	\$52,361
	Freight & Express	94
	Advertising	23,915
	Printing & Binding	7,957
	Polling place rent	3,335
	Supplies	439
	Total	<u>\$88,372</u>

- [1] The following is a second FY93 supplemental request for the Division of Elections.
[2] The request is for funding necessary to continue Division operations from March through June 1993.
[3] The request does not include Reapportionment Board costs--according to the Governor's Office, these costs are to be addressed in a FY94 budget amendment.

<u>Line Item/Funding Amount</u>	<u>Comments</u>
Personal Services 356.2	Funds 18 Permanent Full-time, 2 Permanent Part-time and 2 Temporary positions. Three PFTs remain vacant.
Travel 14.1	"Minimum" travel for staff and director.
Contractual 518.8	Covers: phones, toll charges, printing, postage, and microfilming. Includes 310.0 due Dept/Administration for computer mainframe usage (Voter Registration program). Includes 125.0 for legal services for the Boyco/Flansburg contract (Hickel v. Thicksun lawsuit).
Supplies 2.4	"Minimal" routine supplies.
Total 891.5	

WALTER J. HICKEL
GOVERNOR



P. O. Box 110001
Juneau, Alaska 99811-0001
(907) 465-3500

STATE OF ALASKA
OFFICE OF THE GOVERNOR
JUNEAU

MEMORANDUM

TO: Cheryl Frasca, Director
Division of Budget Review
Office of Management
and Budget
Office of the Governor

DATE: January 19, 1993

PHONE: 465-3616

FROM: Michael A. Nizich *M. Nizich*
Administrative Director
Office of the Governor

SUBJECT: FY93 Budget
Supplemental
Request Two

I am requesting a second FY93 supplemental for the Division of Elections. The Division incurred extraordinary costs during the 1992 General and Primary elections and have insufficient balances available within their BRU to continue daily operations through June, 1993.

The requested supplemental represents the minimum funding necessary for Division operations from March through June, 1993. The Division is requesting supplemental funding of 891.5 in the Elections/Elections component as follows:

Personal Services: 356.2

Funding necessary for 18 PFT, 2 PPT and 2 temporary positions through the remainder of the fiscal year, with 3 PFTs remaining vacant.

Travel: 14.1

Minimum travel necessary for staff and director

Contractual: 518.8

Contractual needs for remainder of fiscal year -- phones, toll charges, printing, postage, microfilming and microfiche dups, etc. Includes 310.0 due Department of Administration for computer usage of the Voter Registration program on the state mainframe, and 125.0 for the Boyco/Flansburg contract for legal services associated with the Hickel v. Thickstun lawsuit.

Cheryl Frasca

- 2 -

January 19, 1993

Supplies:

2.4

Minimal routine supplies

TOTAL REQUEST 891.5

The above funding level does not include any fiscal impact the Division may incur as a result of the current deliberations of the Governor's Reapportionment Board. Reapportionment activities would need to be addressed in the FY94 budget amendment process.

As the Division will exhaust their remaining balances in February, I am requesting your assistance in including this request in the fast-track supplemental.

Please call me if you need any additional information.

cc: Lieutenant Governor Coghill
Shelby Stastny
Charlot Thickstun
Kris Lethin
Dan Spencer

	1231	Jan	Feb	March
26A	7534	7534	7534	
27A	210 1344 106 190 4311	5427	5487	21A 5642
505 21A	5642	5642	5642	
506 10A	2410	2410	2918	
507 21B	5838	5838	5838	
508 12A	2672	2672	3243	
509 12A	2672	2672	3243	
510 14A	2981	2981	3631	
511 12A	2672	2672	3243	
502	Vacant			
503	Vacant			
512 21C	103 1038 21A 4672	5642	5642	
514 14A	2981	2981	3631	
515 8A	2185	2185	2636	
518 8A	2185	2185	2636	
521 12A	2672	2672	3243	
523 9A	6611	6611	6611	
524 12B	4379	4379	4379	
516 8C	1348	1348	1348	
519 21C	6818	6818	6818	
520 14B	4253	4253	4253	
522 8E	1621	1621	1621	
Personal	9	78839	78603	* 83597
Temp	4	974	974	
Non-Temp		2131	1706	
525 Vacant	81944	812R		

\$83752
 1948
 1948

 \$ 87648
 Monthly personal
 service need

Total on
 30.0
 full
 full hours

SB

62

FIRST COMMITTEE OF REFERRAL

Frank

DATE: 1/22/93

FURTHER: HES
FINANCE

Date of 5-Day Notice: 2/11/93
(in accordance with Uniform Rule 23)

DATE TURNED
INTO OFFICE: 4-5-94

CRA Committee considered SB 62

"An Act relating to the public school foundation program; and providing for an effective date."

and recommends:

replace with _____ CS SB 62 (CRA)

attaches amendment(s)

same title
 new title
 technical
title change
(HB only)

adopts _____ Letter of Intent

further referral to the _____

do pass

do not pass

no recommendation

individual recommendations

FISCAL NOTE INFORMATION

CS	Department	Date	Zero	Fiscal
	DOE	4/4/94		\$10,038.8

Department	Date	Zero	Fiscal

Appropriation No Fiscal Note

Governor's Bill with Previous Fiscal Notes (enter information above)

DO PASS:

OTHER RECOMMENDATIONS:

Chris L. Taylor NO Rec
Loren D. Hulen Amend

Paul E. Hill Do Pass

Chair: Signature and Recommendation

Public School Foundation Program

Senate Bill No. 62

- The Alaska School Price Index (ASPI) replaces the Area Cost Differential as the factor which reflects the cost of educating students in the different locations throughout the state.
- Funding for Centralized Correspondence Study is based on the elementary and secondary foundation formula.
- Funding for Vocational Education is based on the secondary student enrollment multiplied by a weighting factor (.006) to be specified in regulations.
- Funding for Gifted Education is based on 4.5% of the total student enrollment multiplied by a weighting factor (.012) specified in regulations.
- The local contribution requirement remains unchanged; an equivalent of a 4 mill tax levy or 35% of the district's basic need for the preceding fiscal year.
- The statutes relating to a funding community remain unchanged.
- The divisor for the elementary student formula remains unchanged.
- Whether or not a district was a single funding community was considered in developing the Alaska School Price Index.
- The date for the districts to report to the department the succeeding year's enrollment is changed from Oct. 15 to Nov. 20.
- A holdharmless provision allows a school district for the next three years to receive not less than what it received in FY 93. The existing holdharmless provision is repealed.
- A district may request to use the preceding year's ADM for *good cause*, which includes reduction in student enrollment.
- The requirement for the department to review each district's plan of service for gifted students is repealed.

CS for Senate Bill No. 62 (CRA)

- The Area Cost Differential remains as the factor which reflects the cost of educating students in the different locations throughout the state.
- Funding for Centralized Correspondence Study remains unchanged; based only on the elementary foundation formula.
- Funding for Vocational Education remains unchanged; based on approximately .004 instructional unit for each child who receives vocational education.
- Funding for Gifted Education remains unchanged; based on .025 instructional unit for each child who receives gifted services.
- The local contribution requirement is changed from 35% of basic need to 50%. (The other measure of local contribution, ie. an equivalent of a 4 mill tax levy, remains unchanged.)
- A funding community must have at least 25 students in average daily membership.
- The divisor for the elementary student formula is changed from 17 to 16.
- A single-site school district with an ADM of 900 or less shall receive between 6 - 12 percent additional K-12 units.
- The date for the districts to report to the department the succeeding year's enrollment is changed from Oct. 15 to Nov. 20.
- This holdharmless provision is not included. The existing holdharmless provision is repealed.
- A district may request to use the preceding year's ADM for *good cause*, which includes reduction in student enrollment.
- The requirement for the department to review each district's plan of service for gifted students is not repealed.

8-GS1048R ✓
Ford
3/31/94

CS FOR SENATE BILL NO. 62(CRA)

IN THE LEGISLATURE OF THE STATE OF ALASKA

EIGHTEENTH LEGISLATURE - SECOND SESSION

BY THE SENATE COMMUNITY AND REGIONAL AFFAIRS COMMITTEE

Offered:
Referred:

Sponsor(s): **SENATE RULES COMMITTEE BY REQUEST OF THE GOVERNOR**

A BILL

FOR AN ACT ENTITLED

1 "An Act relating to the public school foundation program; and providing for an
2 effective date."

3 **BE IT ENACTED BY THE LEGISLATURE OF THE STATE OF ALASKA:**

4 * **Section 1.** AS 14.17.021(b) is amended to read:

5 (b) The basic need of a school district is determined by multiplying the school
6 price index for [AREA COST DIFFERENTIAL OF] the district under AS 14.17.049
7 [AS 14.17.051] by the number of instructional units in the district under AS 14.17.031
8 and then multiplying that product by the instructional unit value in AS 14.17.056.

9 * **Sec. 2.** AS 14.17.024(a) is amended to read:

10 (a) Money for the instructional services provided in a fiscal year by the state
11 boarding school established under AS 14.16.010 includes an allocation from the public
12 school foundation account in an amount calculated by

13 (1) multiplying the instructional unit value in AS 14.17.056 by the total
14 number of instructional units under AS 14.17.031 for that fiscal year, as determined

1 by treating the school as if it were a school district consisting of a single funding
2 community;

3 (2) multiplying the product determined under (1) of this subsection by
4 the school price index [AREA COST DIFFERENTIAL] that is applicable to
5 calculation of the entitlement for the adjacent school district under AS 14.17.049
6 [AS 14.17.051]; and

7 (3) adding 10 percent of the eligible federal impact aid received for that
8 fiscal year on behalf of the school plus any federal impact aid received on behalf of
9 the school which the state, under P.L. 81-874 (20 U.S.C. 236 - 244), as amended, and
10 regulations adopted under it, could not consider as local resources if the school were
11 considered a school district.

12 * Sec. 3. AS 14.17.025(a) is amended to read:

13 (a) Local contributions to a city or borough school district shall include at least
14 the lesser of

15 (1) the equivalent of a four mill tax levy on the full and true value of
16 the taxable real and personal property in the district as of January 1 of the second
17 preceding fiscal year, as determined by the Department of Community and Regional
18 Affairs under AS 14.17.140 and AS 29.45.110; or

19 (2) 50 [35] percent of the district's basic need for the preceding fiscal
20 year, as determined under AS 14.17.021(b).

21 * Sec. 4. AS 14.17.031(a) is amended to read:

22 (a) The department shall adopt regulations defining funding communities
23 within each district that reflect geographic and attendance area factors, and that
24 include at least 16 students in average daily membership. For the purpose of
25 determining instructional units, students are counted in the district and the funding
26 community from which they receive educational services. The total number of
27 instructional units in a school district is the sum of the following units for each
28 funding community within the district, as determined by the department:

29 (1) the number of units for elementary and secondary students
30 determined under AS 14.17.041(a) or (b);

31 (2) the number of units for vocational education determined under

1 AS 14.17.043;

2 (3) the number of units for special education determined under
3 AS 14.17.045; and

4 (4) the number of units for bilingual education determined under
5 AS 14.17.047.

6 * Sec. 5. AS 14.17.031(b) is amended to read:

7 (b) If the total elementary and secondary instructional units that a school
8 district is eligible to receive under (a) of this section decrease by five [10] percent or
9 more from one fiscal year to the next, the school district may use the last fiscal year
10 before the reduction as a base fiscal year and offset its reduction according to the
11 following schedule: (1) for the first fiscal year after the base fiscal year, the school
12 district is eligible to receive the total elementary and secondary instructional units
13 determined under (a)(1) of this section plus 75 percent of the difference in total
14 elementary and secondary instructional units between the base fiscal year and the first
15 fiscal year after the base fiscal year; (2) for the second fiscal year after the base fiscal
16 year, the school district is eligible to receive the total elementary and secondary
17 instructional units determined under (a)(1) of this section plus 50 percent of the
18 difference in total elementary and secondary instructional units between the base fiscal
19 year and the second fiscal year after the base fiscal year; (3) for the third fiscal year
20 after the base fiscal year, the school district is eligible to receive the total elementary
21 and secondary instructional units determined under (a)(1) of this section plus 25
22 percent of the difference in total elementary and secondary instructional units between
23 the base fiscal year and the third fiscal year after the base fiscal year. The schedule
24 established in this subsection is available to a school district for the three fiscal years
25 following the base fiscal year only if the total elementary and secondary instructional
26 units received by the school district under (a)(1) of this section for each fiscal year are
27 less than the total elementary and secondary instructional units received by the school
28 district in the base fiscal year. This subsection does not apply to a decrease in total
29 elementary and secondary instructional units resulting from a loss of enrollment that
30 occurs as a result of a boundary change under AS 29.

31 * Sec. 6. AS 14.17.041(b) is amended to read:

1
2
3
4
5
6
7
8
9
10
11
12
13
14
15
16
17
18
19
20
21
22
23
24
25
26
27
28
29
30
31

(b) For funding communities that are not included under (a) of this section,

(1) instructional units for elementary students are determined by the formula: units = 15 + ((ADM-200)/16) [15 + ((ADM-200)/17)], where ADM is the number of students in average daily membership in grades kindergarten through 6;

(2) instructional units for secondary students are determined by the formula: units = 18 + ((ADM-200)/13), where ADM is the number of students in average daily membership in grades 7 through 12.

* Sec. 7. AS 14.17.041 is amended by adding a new subsection to read:

(e) A district with an ADM of 900 or less that consists of one funding community shall increase the elementary and secondary instructional units received under (a) or (b) of this section by multiplying the instructional units by a percentage determined under the following table:

District ADM	Percentage
1 - 250	1.12
251 - 525	1.08
526 - 900	1.06.

* Sec. 8. AS 14.17 is amended by adding a new section to read:

Sec. 14.17.049. SCHOOL PRICE INDEX. (a) The department shall determine the school price index for a district based on an average of costs for educational goods and services utilized by the school districts receiving aid under this chapter. The department, by regulation, shall assign weights for the following categories of costs:

- (1) salaries and benefits of certificated employees;
- (2) salaries and benefits of noncertificated employees;
- (3) other expenses for nonpersonnel educational goods and services;
- (4) other factors intended to take into account the extent to which an educational program reflects the additional cost of providing free public education in particular types of school districts, including a district that is geographically isolated or to a particular type of student, including a student with a disability.

(b) The department shall adjust the school price index for a district or districts in fiscal year 1999 and every third fiscal year thereafter, based on a national

1 elementary and secondary school price index as designated in regulations adopted by
2 the department. The department shall notify school districts annually of the school
3 price index for each district.

4 (c) The department may require school districts to submit uniform cost reports
5 as designated in regulations adopted by the department.

6 (d) The department shall assign a school price index to a new district based
7 on the school price index for districts that the department determines have similar
8 characteristics, including remoteness, population density, and geographic location.

9 * Sec. 9. AS 14.17.080 is amended to read:

10 Sec. 14.17.080. STUDENT COUNT ESTIMATES. Each district shall prepare
11 and submit to the department, by November 20 [OCTOBER 15] of each fiscal year,
12 in the manner and on forms prescribed by the department, an estimate of its average
13 daily membership and other student count data for the succeeding fiscal year, upon
14 which computations can be made of the amount of estimated state foundation aid for
15 which the district will be eligible under AS 14.17.021 in that fiscal year. In making
16 this estimate for the succeeding fiscal year, the district shall consider its average daily
17 membership in the current fiscal year, other student count data, the pattern of growth
18 or decline in preceding years, and other pertinent information available to the district.
19 The preliminary reports required by this section are the basis for estimating the need
20 for state foundation aid for the next fiscal year.

21 * Sec. 10. AS 14.17.160(b) is amended to read:

22 (b) Upon written request and for good cause shown, the commissioner may
23 permit a district to use a 20-school-day counting period from the same school year
24 other than the periods set out in (a) of this section. However, the counting period must
25 be 20 consecutive school days.

26 * Sec. 11. AS 14.17.160 is amended by adding new subsections to read:

27 (c) Upon written request, and for good cause shown, the commissioner may
28 permit a district to use, for purposes of reporting its average daily membership, the
29 October or February counting period report described in (a) of this section, or the
30 report for another period authorized under (b) of this section, from the immediately
31 preceding school year. The report must accompany a request under this subsection,

1 and is in addition to the October report for the current school year required by (a) of
2 this section.

3 (d) For purposes of this section, "good cause" includes reduction in student
4 enrollment.

5 * Sec. 12. AS 14.17.051 is repealed.

6 * Sec. 13. TRANSITION: REGULATIONS. The Department of Education may
7 immediately proceed to adopt regulations necessary to implement this Act. The regulations
8 take effect under the Administrative Procedure Act, but not before July 1, 1994.

9 * Sec. 14. Sections 1, 2, and 12 of this Act take effect July 1, 1995.

10 * Sec. 15. Section 13 of this Act takes effect immediately under AS 01.10.070(c).

11 * Sec. 16. Sections 3 - 11 of this Act take effect July 1, 1994.



Alaska State Legislature

SENATE COMMUNITY AND REGIONAL AFFAIRS COMMITTEE

Senator Randy Phillips, Chair
Senator Robin Taylor, Vice Chair
Senator Loren Lemman
Senator Al Adams
Senator Fred Zharoff

SESSION:
State Capitol
Juneau, Ak 99801-1182
(907) 465-4989

INTERIM:
P. O. Box 142
Eagle River, Ak 99577
(907) 694-4949

Sectional Analysis

CS SB 62 (CRA)

8-GS1048\0
3/28/94

Section 1:

Increases the required local match from the lesser of 4 mills or 35% to the lesser of 4 mills or 50%.

Section 2.

Defines requires the Department of Education to define funding communities to include no less than 16 students in average daily membership (ADM).

Section 3.

Changes from seventeen (17) to sixteen (16), the divisor in the elementary school formula for schools with more than 525 ADM.

Section 4.

Provides additional funding for single site schools with an ADM of 900 or less.

Section 5.

Postpones the districts submittal of the student count estimate from October 15 to November 20th. It is the expectation that districts will then be able to use current data to make estimations for the succeeding fiscal year.

Section 6.

Allows the commissioner, upon written request, to permit a district to use a 20 day counting period from the same year.

Section 7.

Adds a new subsection to allow the commissioner, upon written request, for good cause to allow some flexibility in the district student counting period.

Section 8.

Allows for the Department to adopt regulations to implement the act.

Section 9.

Immediate effective date for section 9.

Section 10.

Effective date of July 1, 1994 for the remainder of the act.

#1
1 year
2nd
falls

AMENDMENT

OFFERED IN SENATE CRA

BY SENATOR TAYLOR

TO: CSSB 62(CRA)

Page 1, lines 5-6

Delete all material after "shall"
Insert "be"

Page 1, line 7

Delete "(1)"

Page 1, line 10

Delete "or"
Insert "."

Page 1, lines 11-12

Delete all material.

allowable
units

Sec 8 AS 14.17.031(b)

#2 3 years
0 days

add
new
section
Change from 10% to 5%

#1

Amendment to proposed CS for SB 62

BY Adams

0 version

Delete existing section 1, replace with

Section 1: AS 14.17.025 (b) (2) is amended to read:

24 [23] percent of the district's basic need for the fiscal year under AS 14.17.021(b), as adjusted AS 14.17.225(b).

faded

#2

Amendment to proposed CS for SB 62--O version

BY Adams

On page 2, line 2:

Delete 16, add 8

*2/25/95
will be removed
to 8*

*already
has notices
for 10/10/94
done*

Amendment to proposed CS for SB 62
O version

BY Adams

Delete section 3, renumber following sections.

#3

filed
0-3

8-GS1048VO

Ford

3/28/94

CS FOR SENATE BILL NO. 62(CRA)

IN THE LEGISLATURE OF THE STATE OF ALASKA

EIGHTEENTH LEGISLATURE - SECOND SESSION

BY THE SENATE COMMUNITY AND REGIONAL AFFAIRS COMMITTEE

Offered:
Referred:

Sponsor(s): SENATE RULES COMMITTEE BY REQUEST OF THE GOVERNOR

A BILL

FOR AN ACT ENTITLED

1 "An Act relating to the public school foundation program; and providing for an
2 effective date."

3 BE IT ENACTED BY THE LEGISLATURE OF THE STATE OF ALASKA:

4 * Section 1. AS 14.17.025(a) is amended to read:

5 (a) Local contributions to a city or borough school district shall include at least
6 the lesser of

7 (1) the equivalent of a four mill tax levy on the full and true value of
8 the taxable real and personal property in the district as of January 1 of the second
9 preceding fiscal year, as determined by the Department of Community and Regional
10 Affairs under AS 14.17.140 and AS 29.45.110; or

11 (2) 50 [35] percent of the district's basic need for the preceding fiscal
12 year, as determined under AS 14.17.021(b).

13 * Sec. 2. AS 14.17.031(a) is amended to read:

14 (a) The department shall adopt regulations defining funding communities

Handwritten note: ... and the Taylor found

1
2
3
4
5
6
7
8
9
10
11
12
13
14
15
16
17
18
19
20
21
22
23
24
25
26
27
28
29
30
31

within each district that reflect geographic and attendance area factors, and that include at least 16 students in average daily membership. For the purpose of determining instructional units, students are counted in the district and the funding community from which they receive educational services. The total number of instructional units in a school district is the sum of the following units for each funding community within the district, as determined by the department:

- (1) the number of units for elementary and secondary students determined under AS 14.17.041(a) or (b);
- (2) the number of units for vocational education determined under AS 14.17.043;
- (3) the number of units for special education determined under AS 14.17.045; and
- (4) the number of units for bilingual education determined under AS 14.17.047.

* Sec. 3. AS 14.17.041(b) is amended to read:

(b) For funding communities that are not included under (a) of this section,

- (1) instructional units for elementary students are determined by the formula: units = 15 + ((ADM-200)/16) [15 + ((ADM-200)/17)], where ADM is the number of students in average daily membership in grades kindergarten through 6;
- (2) instructional units for secondary students are determined by the formula: units = 18 + ((ADM-200)/13), where ADM is the number of students in average daily membership in grades 7 through 12.

* Sec. 4. AS 14.17.041 is amended by adding a new subsection to read:

(e) A district with an ADM of 900 or less that consists of one funding community shall increase the elementary and secondary instructional units received under (a) or (b) of this section by multiplying the instructional units by a percentage determined under the following table:

District ADM	Percentage
1 - 250	1.12
251 - 525	1.08
526 - 900	1.06.

1 * Sec. 5. AS 14.17.080 is amended to read:

2 Sec. 14.17.080. STUDENT COUNT ESTIMATES. Each district shall prepare
3 and submit to the department, by November 20 [OCTOBER 15] of each fiscal year,
4 in the manner and on forms prescribed by the department, an estimate of its average
5 daily membership and other student count data for the succeeding fiscal year, upon
6 which computations can be made of the amount of estimated state foundation aid for
7 which the district will be eligible under AS 14.17.021 in that fiscal year. In making
8 this estimate for the succeeding fiscal year, the district shall consider its average daily
9 membership in the current fiscal year, other student count data, the pattern of growth
10 or decline in preceding years, and other pertinent information available to the district.
11 The preliminary reports required by this section are the basis for estimating the need
12 for state foundation aid for the next fiscal year.

13 * Sec. 6. AS 14.17.160(b) is amended to read:

14 (b) Upon written request and for good cause shown, the commissioner may
15 permit a district to use a 20-school-day counting period from the same school year
16 other than the periods set out in (a) of this section. However, the counting period must
17 be 20 consecutive school days.

18 * Sec. 7. AS 14.17.160 is amended by adding new subsections to read:

19 (c) Upon written request, and for good cause shown, the commissioner may
20 permit a district to use, for purposes of reporting its average daily membership, the
21 October or February counting period report described in (a) of this section, or the
22 report for another period authorized under (b) of this section, from the immediately
23 preceding school year. The report must accompany a request under this subsection,
24 and is in addition to the October report for the current school year required by (a) of
25 this section.

26 (d) For purposes of this section, "good cause" includes reduction in student
27 enrollment.

28 * Sec. 8. TRANSITION: REGULATIONS. Notwithstanding sec. 10 of this Act, the
29 Department of Education may immediately proceed to adopt regulations necessary to
30 implement this Act. The regulations take effect under the Administrative Procedure Act, but
31 not before July 1, 1994.

Handwritten notes:
at year
of 10870
cases of
at 31000
and 10870
as 1 year

- 1 * Sec. 9. Section 8 of this Act takes effect immediately under AS 01.10.070(c).
- 2 * Sec. 10. Sections 1 - 7 of this Act take effect July 1, 1994.

repeal H. 17.051

FOUNDATION PROGRAM

Estimated Hold Harmless if AS 14.17.031(b) remains in effect.

3/29/94 FILE: CHNG9495.XLS

FY94 K-12 units	CSSB62 Section 2 & 3 K-12 Unit Adj.	REVISED FY94 K-12 units	Percentage Change	units Change	Hold Harmless At 75%	HH At 50%	HH At 25%	
ADAK	47.1	0.98	48.08	2.08%		0	0	0
ALASKA GATEWAY	63.99	-5.27	58.72	-8.24%		0	0	0
ALEUTIAN REGION	5.44	0.28	5.72	5.15%		0	0	0
ALEUTIANS EAST	45.73	-6.25	39.48	-13.67%	6.25	340,447	227,207	113,240
ANCHORAGE	3049.52	96.75	3146.27	3.17%		0	0	0
ANNETTE ISLANDS	33.13	0	33.13	0.00%		0	0	0
BERING STRAIT	183.07	0	183.07	0.00%		0	0	0
BRISTOL BAY	26.24	-2	24.24	-7.62%		0	0	0
CHATHAM	43.79	-5.2	38.59	-11.87%	5.2	330,681	220,454	110,227
CHUGACH	22.36	-5.23	17.13	-23.39%	5.23	303,682	202,971	101,486
COPPER RIVER	66.24	-6.9	59.34	-10.42%	6.9	325,459	216,764	108,696
CORDOVA	39.56	0	39.56	0.00%		0	0	0
CRAIG	30.47	0	30.47	0.00%		0	0	0
DELTA/GREELY	73.87	-0.15	73.72	-0.20%		0	0	0
DENALI	40.02	0	40.02	0.00%		0	0	0
DILLINGHAM	38.37	0	38.37	0.00%		0	0	0
FAIRBANKS	1053.26	30.19	1083.45	2.87%		0	0	0
GALENA	14.87	0	14.87	0.00%		0	0	0
HAINES	35.27	-2.61	32.66	-7.40%		0	0	0
HOONAH	23.8	0	23.8	0.00%		0	0	0
HYDABURG	13.1	0	13.1	0.00%		0	0	0
IDITAROD	57.99	-9.73	48.26	-16.78%	9.73	480,924	320,836	160,088
JUNEAU	367.35	10.94	378.29	2.98%		0	0	0
KAKE	17.68	0	17.68	0.00%		0	0	0
KASHUNAMIUT	19.84	0	19.84	0.00%		0	0	0
KENAI	783.49	5.53	789.02	0.71%		0	0	0
KETCHIKAN	190.74	3.49	194.23	1.83%		0	0	0
KLAWOCK	20	0	20	0.00%		0	0	0
KODIAK	220.06	-2.76	217.3	-1.25%		0	0	0
KUSPUK	60.23	-3.73	56.5	-6.19%		0	0	0
LAKE AND PENN.	81.82	-19.45	62.37	-23.77%	19.45	970,089	646,948	323,141
LOWER KUSKOKWIM	311.45	-1.64	309.81	-0.53%		0	0	0
LOWER YUKON	166.41	0	166.41	0.00%		0	0	0
MATSU	841.18	9.42	850.6	1.12%		0	0	0
NENANA	18.33	0	18.33	0.00%		0	0	0
NOME	53.09	0.85	53.94	1.60%		0	0	0
NORTH SLOPE	147.97	1.34	149.31	0.91%		0	0	0
NORTHWEST ARCTIC	178.17	-2.05	176.12	-1.15%		0	0	0
PELICAN	7.13	0	7.13	0.00%		0	0	0
PETERSBURG	53.08	0.81	53.89	1.53%		0	0	0
PRIBILOF	20.7	0	20.7	0.00%		0	0	0
SITKA	135.71	-0.47	135.24	-0.35%		0	0	0
SKAGWAY	15.53	0	15.53	0.00%		0	0	0
SOUTHEAST	72.41	-31.3	41.11	-43.23%	31.3	1,432,280	954,650	477,630
SOUTHWEST	70.09	-4	66.09	-5.71%		0	0	0
ST MARY'S	11.51	0	11.51	0.00%		0	0	0
TANANA	12.42	0	12.42	0.00%		0	0	0
UNALASKA	29.91	0	29.91	0.00%		0	0	0
VALDEZ	65.41	1.25	66.66	1.91%		0	0	0
WRANGELL	41.46	0.49	41.95	1.18%		0	0	0
YAKUTAT	16	0	16	0.00%		0	0	0
YUKON FLATS	59.4	-9.83	49.57	-16.55%	9.83	449,570	300,120	150,060
YUKON/KOYUKUK	81.09	-6.45	74.64	-7.95%		0	0	0
YUPIIT	42.03	0	42.03	0.00%		0	0	0

Total

4,633,133 3,089,949 1,544,569

DRAFT

ALASKA DEPARTMENT OF EDUCATION
PROJECTED FY93 FOUNDATION PROGRAM

4-1-93 FILE: ELGEE.XLS

	\1 consolidate less than 8 adm	\2 consolidate less than 16 adm	\3 consolidate less than 25 adm
ADAK	\$0	\$0	\$0
ALASKA GATEWAY	0	(228,600)	(585,600)
ALEUTIAN REGION	(107,400)	(107,400)	(107,400)
ALEUTIANS EAST	0	(136,200)	(568,800)
ANCHORAGE	0	0	0
ANNETTE ISLANDS	0	0	0
BERING STRAIT	0	0	0
BRISTOL BAY	0	0	(208,200)
CHATHAM	(90,600)	(511,200)	(511,200)
CHUGACH	(197,400)	(197,400)	(542,400)
COPPER RIVER	(109,200)	(228,000)	(616,800)
CORDOVA	0	0	0
CRAIG	0	0	0
DELTA/GREELY	0	(92,400)	(92,400)
DILLINGHAM	0	0	0
FAIRBANKS	0	0	0
GALENA	0	0	0
HAINES	0	0	(168,000)
HOONAH	0	0	0
HYDABURG	0	0	0
IDITAROD	(261,000)	(547,200)	(752,400)
JUNEAU	0	0	0
KAKE	0	0	0
KASHUNAMIUT	0	0	0
KENAI	0	(81,000)	(232,800)
KETCHIKAN	0	0	0
KLAWOCK	0	0	0
KODIAK	0	(205,800)	(538,800)
KUSPUK	0	(159,600)	(573,000)
LAKE AND PENN.	(235,800)	(235,800)	(1,340,400)
LOWER KUSKOKWIM	0	(289,800)	(289,800)
LOWER YUKON	0	0	0
MATSU	0	(154,800)	(154,800)
NENANA	0	0	0
NOME	0	0	0
NORTH SLOPE	0	0	0
NORTHWEST ARCTIC	0	0	(226,800)
PELICAN	0	0	0
PETERSBURG	0	0	0
PRIBILOF	0	0	0
RAILBELT	0	0	0
SITKA	0	0	0
SKAGWAY	0	0	0
SOUTHEAST	0	(985,800)	(1,575,600)
SOUTHWEST	(131,400)	(267,000)	(658,800)
ST MARY'S	0	0	0
TANANA	0	0	0
UNALASKA	0	0	0
VALDEZ	0	0	0
WRANGELL	0	0	0
YAKUTAT	0	0	0
YUKON FLATS	0	(304,200)	(1,180,200)
YUKON/KOYUKUK	0	(257,400)	(460,800)
YUPIIT	0	0	0
TOTALS	(\$1,132,800)	(\$4,989,600)	(\$11,385,000)

- \1 Consolidates schools with less than 8 ADM to the largest funding community.
- \2 Consolidates schools with less than 16 ADM to the largest funding community.
- \3 Consolidates schools with less than 25 ADM to the largest funding community.

PROJECTED FY94 FOUNDATION PROGRAM
CSSB62(CRA)

	Section 1 Req. Local at 50% of BN	Section 2 Less than 25	Section 3 Elem. Divisor	Section 4 Single Site to 900 ADM	Totals of CSSB62(CRA) Sections 1 through 4
ADAK	\$0	\$0	\$75,640	\$224,480	\$300,120
ALASKA GATEWAY	0	(382,470)	0	0	(382,470)
ALEUTIAN REGION	0	(67,710)	0	45,750	(21,960)
ALEUTIANS EAST	0	(499,590)	0	0	(499,590)
ANCHORAGE	0	0	5,901,750	0	5,901,750
ANNETTE ISLANDS	0	0	0	165,310	165,310
BERING STRAIT	0	0	0	0	0
BRISTOL BAY	0	(154,940)	0	149,450	(5,490)
CHATHAM	0	(326,960)	0	0	(326,960)
CHUGACH	0	(363,560)	0	0	(363,560)
COPPER RIVER	0	(480,070)	0	0	(480,070)
CORDOVA	0	0	0	214,110	214,110
CRAIG	0	0	0	149,450	149,450
DELTA/GREELY	0	(92,720)	82,350	0	(10,370)
DILLINGHAM	0	0	0	253,150	253,150
FAIRBANKS	0	0	1,915,400	0	1,915,400
GALENA	0	0	0	147,620	147,620
HAINES	0	(167,140)	0	180,560	13,420
HOONAH	0	0	0	126,270	126,270
HYDABURG	0	0	0	105,530	105,530
IDITAROD	0	(789,340)	0	0	(789,340)
JUNEAU	0	0	667,340	0	667,340
KAKE	0	0	0	134,200	134,200
KASHUNAMIUT	0	0	0	194,590	194,590
KENAI	0	(378,810)	716,140	0	337,330
KETCHIKAN	0	0	212,890	0	212,890
KLAWOCK	0	0	0	150,570	150,570
KODIAK	0	(429,440)	245,830	0	(183,610)
KUSPUK	0	(302,560)	0	0	(302,560)
LAKE AND PENINSULA	0	(1,554,280)	0	0	(1,554,280)
LOWER KUSKOKWIM	0	(325,740)	183,610	0	(142,130)
LOWER YUKON	0	0	0	0	0
MAT-SU	0	(284,870)	859,490	0	574,620
NENANA	0	0	0	164,090	164,090
NOME	0	0	69,540	262,910	332,450
NORTH SLOPE	(2,096,265)	0	118,340	0	(1,977,925)
NORTHWEST ARCTIC	0	(261,690)	80,520	0	(181,170)
PELICAN	0	0	0	59,170	59,170
PETERSBURG	0	0	49,410	194,590	244,000
PRIBILOF	0	0	0	0	0
RAILBELT	0	0	0	0	0
SITKA	0	(223,260)	194,590	0	(28,670)
SKAGWAY	0	0	0	122,000	122,000
SOUTHEAST	0	(1,985,550)	0	0	(1,985,550)
SOUTHWEST	0	(319,640)	0	0	(319,640)
ST. MARY'S	0	0	0	132,980	132,980
TANANA	0	0	0	122,000	122,000
UNALASKA	(377,804)	0	0	187,270	(190,534)
VALDEZ	(770,705)	0	84,790	0	(685,915)
WRANGELL	0	0	29,890	152,500	182,390
YAKUTAT	0	0	0	120,170	120,170
YUKON FLATS	0	(875,350)	0	0	(875,350)
YUKON/KOYUKUK	0	(527,040)	0	0	(527,040)
YUPIIT	0	0	0	0	0
STATE CCS	0	0	240,340	0	240,340
Mt. EDGE CUMBE	0	0	0	0	0
TOTALS	(\$3,244,774)	(\$10,792,730)	\$11,727,860	\$3,758,820	\$1,449,176

Section 1 increases the required local effort for North Slope, Unalaska and Valdez from 35% of the prior years basic need to 50%.

Section 2 requires funding communities with less than 25 ADM to be funded as district correspondence students.

Section 3 changes the divisor for elementary instructional units from 17 to 16.

Section 4 adds a table for single site districts up to 900 ADM. Because of section 2, Aleutian Region, Bristol Bay and Haines Borough are now single sites districts.

8-GS1048VE ✓
Ford
3/29/93

CS FOR SENATE BILL NO. 62(CRA)
IN THE LEGISLATURE OF THE STATE OF ALASKA
EIGHTEENTH LEGISLATURE - FIRST SESSION

BY THE SENATE COMMUNITY AND REGIONAL AFFAIRS COMMITTEE

Offered:
Referred:

Sponsor(s): SENATE RULES COMMITTEE BY REQUEST OF THE GOVERNOR

A BILL

FOR AN ACT ENTITLED

1 "An Act relating to the public school foundation program; and providing for an
2 effective date."

3 BE IT ENACTED BY THE LEGISLATURE OF THE STATE OF ALASKA:

4 * Section 1. AS 14.17.025(a) is amended to read:

5 (a) Local contributions to a city or borough school district shall include at least
6 the lesser of

7 (1) the equivalent of a four mill tax levy on the full and true value of
8 the taxable real and personal property in the district as of January 1 of the second
9 preceding fiscal year, as determined by the Department of Community and Regional
10 Affairs under AS 14.17.140 and AS 29.45.110; or

11 (2) 50 [35] percent of the district's basic need for the preceding fiscal
12 year, as determined under AS 14.17.021(b).

13 * Sec. 2. AS 14.17.031(a) is amended to read:

14 (a) The department shall adopt regulations defining funding communities

1 within each district that reflect geographic and attendance area factors, and that
 2 include at least ¹⁶25 students in average daily membership. For the purpose of
 3 determining instructional units, students are counted in the district and the funding
 4 community from which they receive educational services. The total number of
 5 instructional units in a school district is the sum of the following units for each
 6 funding community within the district, as determined by the department:

7 (1) the number of units for elementary and secondary students
 8 determined under AS 14.17.041(a) or (b);

9 (2) the number of units for vocational education determined under
 10 AS 14.17.043;

11 (3) the number of units for special education determined under
 12 AS 14.17.045; and

13 (4) the number of units for bilingual education determined under
 14 AS 14.17.047.

15 * Sec. 3. AS 14.17.041(b) is amended to read:

16 (b) For funding communities that are not included under (a) of this section,

17 (1) instructional units for elementary students are determined by the
 18 formula: units = 15 + ((ADM-200)/16) [15 + ((ADM-200)/17)], where ADM is the
 19 number of students in average daily membership in grades kindergarten through 6;

20 (2) instructional units for secondary students are determined by the
 21 formula: units = 18 + ((ADM-200)/13), where ADM is the number of students in
 22 average daily membership in grades 7 through 12.

23 * Sec. 4. AS 14.17.041 is amended by adding a new subsection to read:

24 (e) A district with an ADM of 900 or less that consists of one funding
 25 community shall increase the elementary and secondary instructional units received
 26 under (a) or (b) of this section by multiplying the instructional units by a percentage
 27 determined under the following table:

District ADM	Percentage
1 - 250	1.12
251 - 525	1.08
526 - 900	1.06.

1 * Sec. 5. AS 14.17.080 is amended to read:

2 Sec. 14.17.080. STUDENT COUNT ESTIMATES. Each district shall prepare
3 and submit to the department, by November 20 [OCTOBER 15] of each fiscal year,
4 in the manner and on forms prescribed by the department, an estimate of its average
5 daily membership and other student count data for the succeeding fiscal year, upon
6 which computations can be made of the amount of estimated state foundation aid for
7 which the district will be eligible under AS 14.17.021 in that fiscal year. In making
8 this estimate for the succeeding fiscal year, the district shall consider its average daily
9 membership in the current fiscal year, other student count data, the pattern of growth
10 or decline in preceding years, and other pertinent information available to the district.
11 The preliminary reports required by this section are the basis for estimating the need
12 for state foundation aid for the next fiscal year.

13 * Sec. 6. AS 14.17.160(b) is amended to read:

14 (b) Upon written request and for good cause shown, the commissioner may
15 permit a district to use a 20-school-day counting period from the same school year
16 other than the periods set out in (a) of this section. However, the counting period must
17 be 20 consecutive school days.

18 * Sec. 7. AS 14.17.160 is amended by adding new subsections to read:

19 (c) Upon written request, and for good cause shown, the commissioner may
20 permit a district to use, for purposes of reporting its average daily membership, the
21 October or February counting period report described in (a) of this section, or the
22 report for another period authorized under (b) of this section, from the immediately
23 preceding school year. The report must accompany a request under this subsection,
24 and is in addition to the October report for the current school year required by (a) of
25 this section.

26 (d) For purposes of this section, "good cause" includes reduction in student
27 enrollment.

28 * Sec. 8. AS 14.17.031(b) is repealed.] *1 year*

29 * Sec. 9. TRANSITION: REGULATIONS. Notwithstanding sec. 11 of this Act, the
30 Department of Education may immediately proceed to adopt regulations necessary to
31 implement this Act. The regulations take effect under the Administrative Procedure Act, but

1 not before July 1, 1993.

2 * Sec. 10. Section 9 of this Act takes effect immediately under AS 01.10.070(c).

3 * Sec. 11. Sections 1 - 8 of this Act take effect July 1, 1993.

July 1, 1994



Alaska State Legislature

SENATE COMMUNITY AND REGIONAL AFFAIRS COMMITTEE

Senator Randy Phillips, Chair
Senator Robin Taylor, Vice Chair
Senator Rick Halford
Senator Al Adams
Senator Fred Zharoff

SESSION:
State Capitol
Juneau, Ak 99801-1182
(907) 465-4989

INTERIM:
P. O. Box 142
Eagle River, Ak 99577
(907) 694-4949

A brief overview of CS SB 62 (CRA)

Concerns with the Alaska School Price Index (ASPI). (Deleted from bill)

The ASPI has a fundamental flaw. One of the purposes given by the Legislature passing House Concurrent Resolution 23 in 1992 asking for rewriting the foundation formula was to encourage schools to be fiscally responsible. The ASPI does the opposite. The ASPI is based on the actual costs incurred by school districts in 1988-89 and 1991-92. This could reward those school districts that were poorly managed and penalize those districts that have worked to keep their costs in line.

Concerns with the funding change in the gifted program and vocational education. (Deleted from bill)

The current law rewards those districts that have programs for gifted and talented students. The original version of SB 62 gives gifted and vocational education funding for all school districts based solely on student population. There is no incentive for any school to use these funds either for a gifted and talented program or for vocational education. Additional funding for schools should be tied to the programs that the schools operate.

Local Contribution (Section 1 of CS)

Under the current law, local governments must contribute the lesser of 4 mills or 35% of basic need. All except three school districts pay 4 mills, three school districts pay 35% of basic need at a mill rate much less than 4. This bill will improve taxpayer equity by requiring these wealthier districts to make a larger contribution.

Minimum size of funding communities. (Section 2 of CS)

While all students are entitled to an education provided by the state, it is not reasonable to operate schools that are below a certain size. Currently, schools with as few as 5 students are being funded with costs as high as \$122,000 per student. Under this proposal students would likely have the following options:

District Correspondence
State Correspondence
State Boarding School

Changing the divisor in the large elementary school formula. (Section 3 of CS)

This change benefits students in all schools with more than 525 elementary students. Currently the formula recognizes the economy of scale for larger schools. However, smaller class sizes for elementary students have been shown to be important no matter how large the school district is.

Single site funding formula (Section 4 of CS)

Additional funding for single site school districts has not been addressed in the formula. Each year, the single site schools come to the legislature for additional funding. Some years there has been concern about political manipulation of funding for these schools. This section establishes a formula for the additional single site funding.



Alaska State Legislature

SENATE COMMUNITY AND REGIONAL AFFAIRS COMMITTEE

Senator Randy Phillips, Chair
Senator Robin Taylor, Vice Chair
Senator Rick Halford
Senator Al Adams
Senator Fred Zharoff

SESSION:
State Capitol
Juneau, Ak 99801-1182
(907) 465-4989

INTERIM:
P O. Box 142
Eagle River Ak 99577
(907) 694-4949

Sectional Analysis

CS SB 62 (CRA)

Section 1:

Increases the required local match from the lesser of 4 mills or 35% to the lesser of 4 mills or 50%.

Section 2.

Defines requires the Department of Education to define funding communities to include no less than 25 students in average daily membership (ADM).

Section 3.

Changes from seventeen (17) to sixteen (16), the divisor in the elementary school formula for schools with more than 525 ADM.

Section 4.

Provides additional funding for single site schools with an ADM of 900 or less.

Section 5.

Postpones the districts submittal of the student count estimate from October 15 to November 20th. It is the expectation that districts will then be able to use current data to make estimations for the succeeding fiscal year.

Section 6.

Allows the commissioner, upon written request, to permit a district to use a 20 day counting period from the same year.

Section 7.

Adds a new subsection to allow the commissioner, upon written request, for good cause to allow some flexibility in the district student counting period.

Section 8.

Repeals subsection (b) of AS 14.17.031. Allowable instructional units, current holdharmless provision.

Section 9.

Allows for the Department to adopt regulations to implement the act.

Section 10.

Immediate effective date for section 9.

Section 11.

Effective date of July 1, 1993 for the remainder of the act.

SMALL SCHOOLS FUNDING COMMUNITY FORMULA

Based on \$61,000 Unit Value

All the rest -

delete

ADM	Avg ADM Per Instructional Unit	Instructional Units	Avg \$ Per ADM
1-10	.5-5	2*	\$122,000-12,200
11-20	5	$2 + \frac{(\text{ADM} - 10)}{5}$	\$12,200
²⁵ 21-60	5.25-6.66	$4 + \frac{(\text{ADM} - 20)}{8}$	\$11,619-9,159
61-120	6.72-8.57	$9 + \frac{(\text{ADM} - 60)}{12}$	\$9,077-7,118
121-525	8.60-12.80	$14 + \frac{(\text{ADM} - 120)}{15}$	\$7,093-4,766

see reverse AS 14.17.031+.041

*Front loading continues through all calculations

Range of \$ per each ADM = \$122,000-4,766

LARGE FUNDING COMMUNITY FORMULA

Based on \$61,000 Unit Value

Only applies to Schools over 525

$$K-6 = 15 + \left(\frac{ADM-200}{17} \right)$$

17 changes to 16

$$7-12 = 18 + \left(\frac{ADM-200}{13} \right)$$

13 remains the same

Had this been calculated on the small school formula, frontload would have been 19.33 units.

Assume ADM = 600 at K-6 and 7-12

Grade Level	Avg ADM Per Instructional Unit	Avg \$ Per ADM
K-6	13.35-15.57	\$4,659-3,918
7-12	11.12-12.30	\$5,486-4,959

Range of \$ per each ADM = \$5,072-4,438

*San Zharoff's
Questions*

ALASKA DEPARTMENT OF EDUCATION
Projected FY94 School District Revenues

Updated 4/6/93

	Total Foundation	100% PLB1-874	FY93 Budgeted Local Rev.	FY93 Forest Receipts	Cigarette Tax Distribution	Tuition	Boarding Home	Youth and Detention	Handicap. Schools	Pupil Trans.	Community Schools	Additional District Support	Debt Retirement	Local Share of Debt Retirement	PROJECTED FY94 TOTALS
ADAK	\$1,849,843	2,847,551	201,000	0	\$0	\$0	\$0	\$0	\$0	\$110,674	\$2,057	\$231,800	\$0	\$0	\$5,242,925
ALASKA GATEWAY	4,558,211	746,250	120,000	0	0	0	0	0	0	374,235	4,896	0	0	0	5,803,592
ALEUTIAN REGION	616,679	116,979	5,279	0	0	0	0	0	0	0	2,057	0	0	0	740,994
ALEUTIANS EAST	3,533,467	973,363	807,791	0	15,461	0	0	0	0	49,195	3,652	0	116,656	86,102	5,585,727
ANCHORAGE	178,614,567	11,397,308	5,525,924	0	1,086,655	796,036	0	365,000	820,900	7,044,442	180,234	0	32,795,682	4,476,828	304,103,584
ANNETTE ISLANDS	1,259,634	1,952,942	60,000	165,373	0	0	0	0	0	12,652	2,057	165,310	0	0	3,617,968
BERING STRAIT	14,220,471	6,612,416	1,030,000	0	0	0	0	0	0	34,269	13,991	0	0	0	21,911,147
BRISTOL BAY	1,536,741	442,690	980,458	0	12,421	0	0	0	0	142,108	2,057	0	497,174	41,280	3,654,929
CHATHAM	2,581,208	1,292,963	70,000	142,839	0	0	0	0	0	17,755	2,723	0	0	0	4,107,488
CHUGACH	1,823,183	254,257	14,086	3,414	0	0	0	0	0	0	2,057	0	0	0	2,096,997
COPPER RIVER	5,239,929	177,170	67,500	0	0	0	0	0	0	470,374	5,355	0	0	0	5,960,328
CORDOVA	2,587,033	33,598	677,928	12,972	18,159	22,030	0	0	0	39,477	2,674	214,110	53,816	0	3,661,797
CRAIG	2,043,149	31,712	198,845	145,909	14,625	703	0	0	0	6,395	2,102	149,450	0	0	2,592,890
DELTA/GREELY	4,887,817	1,377,758	150,000	0	0	0	0	0	0	607,317	5,078	0	0	0	7,027,970
DILLINGHAM	3,550,738	601,933	718,500	0	17,810	0	0	0	0	221,635	3,254	238,510	0	0	5,352,380
FAIRBANKS	62,464,927	8,970,662	24,300,000	0	375,027	133,350	0	225,000	0	4,336,063	63,502	0	12,133,499	948,808	113,951,038
GALENA	1,363,457	622,103	285,573	0	9,108	18,754	0	0	0	34,545	2,057	139,080	55,343	0	2,530,020
HAINES	2,265,370	27,141	936,298	0	16,461	0	0	0	0	125,371	2,314	0	452,802	0	3,825,707
HOONAH	1,773,152	447,439	466,767	110,112	12,509	11,020	0	0	0	12,517	2,057	125,660	0	0	2,962,033
HYDABURG	1,064,389	31,331	14,005	47,402	8,802	0	0	0	0	5,701	2,057	103,090	0	0	1,276,777
IDITAROD	4,802,835	1,139,353	95,575	0	0	0	24,056	0	0	40,835	4,940	0	0	0	6,107,594
JUNEAU	23,787,408	43,381	12,072,100	0	136,975	132,148	2,934	85,000	0	1,073,753	23,738	0	3,664,805	1,656,372	42,678,614
KAKE	1,124,307	553,079	135,000	72,453	10,283	0	0	0	0	21,625	2,057	134,200	0	0	2,053,004
KASHUNAMIUT	1,566,800	803,706	32,000	0	0	0	0	0	0	2,051	2,057	182,390	0	0	2,589,004
KENAI	43,070,858	168,487	26,421,302	0	238,032	247,125	17,942	0	0	2,765,320	41,575	0	12,424,071	3,346,659	88,741,371
KETCHIKAN	10,428,430	20,169	6,645,693	0	71,094	63,682	7,684	0	0	611,697	10,139	0	4,178,063	617,469	22,654,120
KLAWOCK	1,389,196	444,274	150,613	82,687	10,888	0	0	0	0	8,179	2,057	147,010	0	0	2,234,904
KODIAK	12,248,151	1,504,015	3,689,000	0	68,041	9,993	8,940	0	0	475,747	12,842	0	2,006,496	356,864	20,380,089
KUSPUK	5,988,570	1,281,150	18,000	0	0	0	0	0	0	117,530	5,252	0	0	0	6,710,502
LAKE AND PENINSULA	6,083,127	1,903,176	1,223,500	0	17,200	0	0	0	0	60,562	6,485	0	0	0	9,294,050
LOWER KUSKOKWIM	29,664,406	8,723,031	550,000	0	0	0	0	125,000	0	244,807	29,532	0	0	0	39,336,776
LOWER YUKON	11,603,480	6,473,696	250,000	0	0	0	0	0	0	15,607	11,515	0	0	0	18,354,298
MAT-SU	52,096,232	48,842	17,081,554	0	264,356	59,509	0	0	0	4,625,624	51,164	0	17,158,927	3,349,314	94,735,525

ALASKA DEPARTMENT OF EDUCATION
Projected FY94 School District Revenues

Updated 4/6/93

Total Foundation	100% PLB1-874	FY93 Budgeted Local Rev.	FY93 Forest Receipts	Cigarette Tax Distribution	Tuition	Boarding Home	Youth and Detention	Handicap Schools	Pupil Trans.	Community Schools	Additional District Support	Debt Retirement	Local Share of Debt Retirement	PROJECTED FY94 TOTALS	
NENANA	1,597,408	6,327	73,803	0	10,763	3,345	0	0	99,475	2,057	167,750	0	0	1,960,928	
NOME	4,695,100	62,916	625,094	0	23,450	11,582	0	0	172,443	4,971	262,300	632,166	149,112	6,640,134	
NORTH SLOPE	8,779,976	4,856,131	22,035,000	0	42,492	0	0	0	271,166	8,850	0	5,126,724	3,667,948	44,788,247	
NORTHWEST ARCTIC	14,681,082	4,219,611	2,518,745	0	48,027	0	11,874	0	0	14,880	0	0	0	21,494,219	
PELICAN	570,170	0	35,570	19,034	7,125	0	0	0	0	2,057	57,950	0	0	691,906	
PETERSBURG	3,028,216	23,957	942,152	289,157	23,093	0	0	0	101,784	3,105	192,760	900,074	81,320	5,585,618	
PRIBILOF	1,595,829	727,057	90,000	0	0	29,277	0	0	0	2,057	0	0	0	2,444,220	
RAILBELT	3,316,298	37,580	25,908	0	14,942	0	0	0	221,339	3,382	0	0	0	3,620,449	
SITKA	7,227,554	303,310	3,501,764	0	30,969	28,451	0	0	361,552	7,387	0	2,224,796	534,016	14,239,799	
SKAGWAY	854,037	0	328,031	62,629	9,702	0	0	0	3,124	2,057	124,440	0	0	1,384,020	
SOUTHEAST	4,527,841	698,713	112,800	171,104	0	0	0	0	132,812	4,878	0	0	0	5,648,148	
SOUTHWEST	5,777,848	2,083,092	295,000	0	0	0	46,600	0	56,745	5,148	0	0	0	8,264,433	
ST. MARY'S	1,411,151	243,818	39,337	0	8,365	0	0	0	0	2,057	115,900	0	0	1,820,628	
TANANA	1,181,902	344,828	125,810	0	8,371	0	0	0	15,590	2,057	115,900	0	0	1,794,458	
UNALASKA	1,820,260	1,612	1,091,642	0	13,990	0	0	0	108,348	2,057	173,240	1,196,789	417,002	4,824,940	
VALDEZ	3,361,271	68,752	3,895,216	23,412	27,946	300,175	0	0	260,890	3,485	0	2,830,055	211,554	10,982,756	
WRANGELL	2,399,313	4,360	843,971	212,529	18,564	11,023	0	0	57,312	2,413	198,250	1,347,214	108,220	5,203,169	
YAKUTAT	1,151,646	88,853	236,620	0	9,291	0	0	0	49,989	2,057	118,950	0	0	1,657,406	
YUKON FLATS	4,635,716	1,259,169	640,000	0	0	0	48,143	0	43,253	4,946	0	0	0	6,631,227	
YUKON/KOYUKUK	6,313,585	1,953,995	167,000	0	0	0	32,550	0	33,234	6,549	0	0	0	8,506,913	
YUPIIT	3,856,646	1,694,641	120,000	0	0	0	0	0	0	3,926	0	0	0	5,675,213	
STATE CCS	3,093,890	0	0	0	0	0	0	0	0	0	0	0	0	3,093,890	
MI. EDGE CUMBE	1,726,301	140,000	0	0	0	0	0	0	0	0	0	0	0	1,866,301	
OTHER	5,386,260	0	0	0	0	162,821	0	0	2,256,592	21,031	0	0	0	7,826,704	
TOTALS	11	12	13	14	15	16	17	18	19	20	21	22	23	24	
	\$593,978,025	\$80,882,847	\$203,738,754	\$1,561,026	\$2,721,000	\$2,012,547	\$230,000	\$800,000	\$3,077,500	\$25,718,100	\$600,000	\$3,358,050	\$99,755,152	\$20,048,868	\$1,038,521,869

- 11 OTHER INCLUDES CONTRACTUAL OBLIGATIONS AND OTHER ADJUSTMENTS
- 12 OTHER INCLUDES CONTRACTS FOR HYDER STUDENTS.
- 13 OTHER INCLUDES ALLOCATIONS TO (SESA) AND (AYI).
- 14 OTHER INCLUDES SAFETY COMMITTEE GRANT.

ALASKA DEPARTMENT OF EDUCATION
 PROJECTED FY94 STATE PROGRAM ENTITLEMENTS
 ALL PROGRAMS ARE BASED UPON THE GOVERNOR'S BUDGET.

	Total Foundation and PL81-874	Cigarette Tax Distribution	Tuition	Boarding Home	Youth and Detention	Handicap. Schools	Pupil Trans.	Community Schools	Additional District Support	Debt Retirement	PROJECTED FY94 TOTALS
ADAK	\$1,849,843	\$0	\$0	\$0	\$0	\$0	\$110,674	\$2,057	\$231,800	\$0	\$2,194,374
ALASKA GATEWAY	4,558,211	0	0	0	0	0	374,235	4,896	0	0	4,937,342
ALEUTIAN REGION	616,679	0	0	0	0	0	0	2,057	0	0	618,736
ALEUTIANS EAST	3,533,467	15,461	0	0	0	0	49,195	3,692	0	116,656	3,718,471
ANCHORAGE	189,900,265	1,086,655	796,036	0	365,000	820,908	7,044,442	180,234	0	32,795,682	232,989,222
ANNETTE ISLANDS	1,259,634	0	0	0	0	0	12,652	2,057	165,310	0	1,439,653
BERING STRAIT	14,220,471	0	0	0	0	0	34,269	13,991	0	0	14,268,731
BRISTOL BAY	1,536,741	12,421	0	0	0	0	142,108	2,057	0	497,174	2,190,501
CHATHAM	2,581,208	0	0	0	0	0	17,755	2,723	0	0	2,601,686
CHUGACH	1,823,183	0	0	0	0	0	0	2,057	0	0	1,825,240
COPPER RIVER	5,239,929	0	0	0	0	0	470,374	5,355	0	0	5,715,658
CORDOVA	2,587,033	18,159	22,030	0	0	0	39,477	2,674	214,110	53,816	2,937,299
CRAIG	2,043,149	14,625	703	0	0	0	6,395	2,102	149,450	0	2,216,424
DELTA/GREELY	4,887,817	0	0	0	0	0	607,317	5,078	0	0	5,500,212
DILLINGHAM	3,550,738	17,810	0	0	0	0	221,635	3,254	238,510	0	4,031,947
FAIRBANKS	71,489,137	375,027	133,350	0	225,000	0	4,336,063	63,502	0	12,133,499	88,755,578
GALENA	1,363,457	9,108	18,754	0	0	0	34,545	2,057	139,080	55,343	1,622,344
HAINES	2,265,370	16,461	0	0	0	0	125,321	2,314	0	452,802	2,862,268
HOONAH	1,773,152	12,509	11,820	0	0	0	12,517	2,057	125,660	0	1,937,715
HYDABURG	1,064,389	8,802	0	0	0	0	5,701	2,057	103,090	0	1,184,039
IDITAROD	4,802,835	0	0	24,056	0	0	40,835	4,940	0	0	4,872,666
JUNEAU	23,787,408	136,975	132,148	2,934	85,000	0	1,073,753	23,738	0	3,664,805	28,906,761
KAKE	1,124,307	10,283	0	0	0	0	21,625	2,057	134,200	0	1,292,472
KASHUNAMIUT	1,566,800	0	0	0	0	0	2,051	2,057	182,390	0	1,753,298
KENAI	43,070,858	238,032	247,125	17,942	0	0	2,765,320	41,575	0	12,424,071	58,804,923
KETCHIKAN	10,428,430	71,094	63,682	7,684	0	0	611,697	10,139	0	4,178,063	15,370,789
KLAWOCK	1,389,196	10,888	0	0	0	0	8,179	2,057	147,010	0	1,557,330
KODIAK	13,683,327	68,041	9,993	8,940	0	0	475,747	12,842	0	2,006,496	16,265,386
KUSPUK	5,288,570	0	0	0	0	0	117,530	5,252	0	0	5,411,352
LAKE AND PENINSULA	6,083,127	17,200	0	0	0	0	60,562	6,485	0	0	6,167,374
LOWER KUSKOKWIM	29,664,406	0	0	0	125,000	0	244,807	29,532	0	0	30,063,745
LOWER YUKON	11,603,480	0	0	0	0	0	15,607	11,515	0	0	11,630,602
MAT-SU	52,096,232	264,359	59,509	0	0	0	4,625,624	51,164	0	17,158,927	74,255,815

ALASKA DEPARTMENT OF EDUCATION
 PROJECTED FY94 STATE PROGRAM ENTITLEMENTS
 ALL PROGRAMS ARE BASED UPON THE GOVERNOR'S BUDGET.

	Total Foundation and PL81-874	Cigarette Tax Distribution	Tuition	Boarding Home	Youth and Detention	Handicap. Schools	Pupil Trans.	Community Schools	Additional District Support	Debt Retirement	PROJECTED FY94 TOTALS
NENANA	1,597,408	10,763	3,345	0	0	0	99,475	2,057	167,750	0	1,880,798
NOME	4,696,100	23,450	11,582	0	0	0	172,443	4,971	262,300	632,166	5,803,012
NORTH SLOPE	8,779,936	42,492	0	0	0	0	271,166	8,850	0	5,126,724	14,229,168
NORTHWEST ARCTIC	14,681,082	48,027	0	11,874	0	0	0	14,880	0	0	14,755,863
PELICAN	570,170	7,125	0	0	0	0	0	2,057	57,950	0	637,302
PETERSBURG	3,028,216	23,093	0	0	0	0	101,784	3,105	192,760	900,074	4,249,032
PRIBILOF	1,595,829	0	0	29,277	0	0	0	2,057	0	0	1,627,163
RAILBELT	3,316,298	14,942	0	0	0	0	221,339	3,382	0	0	3,555,961
SITKA	7,227,554	50,969	28,451	0	0	0	361,552	7,387	0	2,224,796	9,900,709
SKAGWAY	854,037	9,702	0	0	0	0	3,124	2,057	124,440	0	993,360
SOUTHEAST	4,527,841	0	0	0	0	0	132,812	4,878	0	0	4,665,531
SOUTHWEST	5,777,848	0	0	46,600	0	0	56,745	5,148	0	0	5,886,341
ST. MARY'S	1,411,151	8,365	0	0	0	0	0	2,057	115,900	0	1,537,473
TANANA	1,181,902	8,371	0	0	0	0	15,590	2,057	115,900	0	1,323,820
UNALASKA	1,820,260	13,990	0	0	0	0	108,348	2,057	173,240	1,196,789	3,314,684
VALDEZ	3,361,271	27,946	300,175	0	0	0	260,890	3,485	0	2,830,055	6,783,822
WRANGELL	2,399,313	18,564	11,023	0	0	0	57,312	2,411	198,250	1,347,214	4,034,089
YAKUTAT	1,151,646	9,291	0	0	0	0	49,989	2,057	118,950	0	1,331,933
YUKON FLATS	4,635,716	0	0	48,143	0	0	43,253	4,946	0	0	4,732,058
YUKON/KOYUKUK	6,313,585	0	0	32,550	0	0	33,234	6,549	0	0	6,385,918
YUPIIT	3,856,646	0	0	0	0	0	0	3,926	0	0	3,860,572
STATE CCS	3,093,890	0	0	0	0	0	0	0	0	0	3,093,890
Mt. EDGE CUMBE	1,726,301	0	0	0	0	0	0	0	0	0	1,726,301
OTHER	5,386,260	0	162,821	0	0	2,256,592	21,031	0	0	0	7,826,704
	11		12			13	14				
TOTALS	\$615,723,109	\$2,721,000	\$2,012,547	\$230,000	\$800,000	\$3,077,500	\$25,718,100	\$600,000	\$3,358,050	\$99,795,152	\$754,035,458

- 11 OTHER INCLUDES CONTRACTUAL OBLIGATIONS AND OTHER ADJUSTMENTS.
- 12 OTHER INCLUDES CONTRACTS FOR HYDER STUDENTS.
- 13 OTHER INCLUDES ALLOCATIONS TO (SESA) AND (AYI).
- 14 OTHER INCLUDES SAFETY COMMITTEE GRANT.

ALASKA DEPARTMENT OF EDUCATION
PROJECTED FY94 FOUNDATION PROGRAM

1-28-93 FILE CHGMILLS XLS

	A	B	C		
	FY94 Foundation Under Existing Statute 4 mills	FY94 Foundation required local at 5 mills or 43% of B.N.	FY94 Foundation required local at 6 mills or 50% of B.N.	Column B less Column A	Column C less Column A
ADAK	\$1,849,843	\$1,849,843	\$1,849,843	\$0	\$0
ALASKA GATEWAY	4,558,211	4,558,211	4,558,211	0	0
ALEUTIAN REGION	616,679	616,679	616,679	0	0
ALEUTIANS EAST	3,533,467	3,371,752	3,210,036	(161,715)	(323,431)
ANCHORAGE	189,900,265	177,097,760	164,355,201	(12,802,505)	(25,545,064)
ANNETTE ISLANDS	1,259,634	1,259,634	1,259,634	0	0
BERING STRAIT	14,220,471	14,220,471	14,220,471	0	0
BRISTOL BAY	1,536,741	1,309,072	1,100,571	(227,669)	(436,170)
CHATHAM	2,581,208	2,581,208	2,581,208	0	0
CHUGACH	1,823,183	1,823,183	1,823,183	0	0
COPPER RIVER	5,239,929	5,239,929	5,239,929	0	0
CORDOVA	2,587,033	2,431,144	2,279,267	(155,889)	(307,766)
CRAIG	2,043,149	1,988,314	1,934,341	(54,835)	(108,808)
DELTA/GREELY	4,887,817	4,887,817	4,887,817	0	0
DILLINGHAM	3,550,738	3,359,351	3,198,570	(191,387)	(352,168)
FAIRBANKS	71,489,137	67,200,876	62,912,615	(4,288,261)	(8,576,522)
GALENA	1,363,457	1,312,233	1,261,049	(51,224)	(102,408)
HAINES	2,265,370	2,139,363	2,013,358	(126,007)	(252,012)
HONAH	1,773,152	1,734,683	1,696,246	(38,469)	(76,906)
HYDABURG	1,064,389	1,057,360	1,050,331	(7,029)	(14,058)
IDITAROD	4,802,835	4,802,835	4,802,835	0	0
JUNEAU	23,787,408	22,216,009	20,644,609	(1,571,399)	(3,142,799)
KAKE	1,124,307	1,058,734	993,161	(65,573)	(131,146)
KASHUNAMIUT	1,566,800	1,566,800	1,566,800	0	0
KENAI	43,070,858	39,590,336	36,109,826	(3,480,522)	(6,961,032)
KETCHIKAN	10,428,430	9,492,353	8,556,276	(936,077)	(1,872,154)
KLAWOCK	1,389,196	1,348,064	1,306,931	(41,132)	(82,265)
KODIAK	13,683,327	12,730,664	11,901,362	(952,663)	(1,781,965)
KUSPUK	5,288,570	5,288,570	5,288,570	0	0
LAKE AND PENINSULA	6,083,127	5,944,677	5,806,352	(138,450)	(276,775)
LOWER KUSKOKWIM	29,664,406	29,664,406	29,664,406	0	0
LOWER YUKON	11,603,480	11,603,480	11,603,480	0	0
MAT-SU	52,096,232	50,072,045	48,047,862	(2,024,187)	(4,048,370)
NENANA	1,597,408	1,581,642	1,566,530	(15,766)	(30,878)
NOME	4,696,100	4,559,695	4,425,318	(136,405)	(270,782)
NORTH SLOPE	8,779,936	7,504,411	6,380,830	(1,275,525)	(2,399,106)
NORTHWEST ARCTIC	14,681,082	13,971,866	13,262,936	(709,216)	(1,418,146)
PELICAN	570,170	556,247	542,324	(13,923)	(27,846)
PETERSBURG	3,028,216	2,838,398	2,648,580	(189,818)	(379,636)
PRIBILOF	1,595,829	1,595,829	1,595,829	0	0
RAILBELT	3,316,298	3,316,298	3,316,298	0	0
SITKA	7,227,554	6,679,227	6,130,901	(548,327)	(1,096,653)
SKAGWAY	854,037	777,644	701,251	(76,393)	(152,786)
SOUTHEAST	4,527,841	4,527,841	4,527,841	0	0
SOUTHWEST	5,777,848	5,777,848	5,777,848	0	0
ST MARY'S	1,411,151	1,397,180	1,383,210	(13,971)	(27,941)
TANANA	1,181,902	1,146,283	1,110,686	(35,619)	(71,216)
UNALASKA	1,820,260	1,617,923	1,441,611	(202,337)	(378,649)
VALDEZ	3,361,271	2,955,152	2,599,800	(406,119)	(761,471)
WRANGELL	2,399,313	2,265,768	2,132,224	(133,545)	(267,089)
YAKUTAT	1,151,646	1,125,866	1,100,085	(25,780)	(51,561)
YUKON FLATS	4,635,716	4,635,716	4,635,716	0	0
YUKON/KOYUKUK	6,313,585	6,313,585	6,313,585	0	0
YUPIIT	3,856,646	3,856,646	3,856,646	0	0
STATE CCS	3,093,890	3,093,890	3,093,890	0	0
Mt EDGE CUMBE	1,726,301	1,726,301	1,726,301	0	0
TOTALS	610,336,849	579,239,112	548,611,270	(31,097,737)	(61,725,579)
CONTRACTUAL	3,886,260	3,886,260	3,886,260	0	0
PRIOR YEAR ADJ	1,500,000	1,500,000	1,500,000	0	0
TOTAL FOUNDATION	\$615,723,109	\$584,625,372	\$553,997,530	(\$31,097,737)	(\$61,725,579)

ALASKA DEPARTMENT OF EDUCATION
PROJECTED FY94 FOUNDATION PROGRAM ENTITLEMENTS

1-28-93 File FOUN94-3 XLS

4 Mills or
35% of B.N.

	BASIC NEED \$61,000	REQUIRED LOCAL	ELIGIBLE PL81-874	PL81-874 PERCENT	DEDUCTIBLE PL81-874 @ 90%	PROJ FY94 FOUNDATION STATE AID	100% PL-874 FLOW THRU	PL-874 SPED ADD-ON	FOUND/ PL-874 TOTAL
ADAK	\$4,310,260	\$0	\$2,733,797	100.00%	\$2,460,417	\$1,849,843			\$1,849,843
ALASKA GATEWAY	5,042,260	0	537,832	100.00%	484,049	4,558,211			4,558,211
ALEUTIAN REGION	587,470	0	78,657	100.00%	70,791	616,679			616,679
ALEUTIANS EAST	4,180,330	347,436	734,753	45.28%	299,427	3,533,467			3,533,467
ANCHORAGE	229,823,600	44,617,995	10,919,304	67.07%	6,591,038	178,614,567	10,684,338	601,360	189,900,265
ANNETTE ISLANDS	2,544,920	0	1,428,095	100.00%	1,285,286	1,259,634			1,259,634
BERING STRAIT	18,583,650	0	4,847,977	100.00%	4,363,179	14,220,471			14,220,471
BRISTOL BAY	2,447,320	594,694	338,564	70.85%	215,885	1,536,741			1,536,741
CHATHAM	3,392,210	0	901,113	100.00%	811,002	2,581,208			2,581,208
CHUGACH	1,983,110	0	177,697	100.00%	159,927	1,823,183			1,823,183
COPPER RIVER	5,344,210	0	115,868	100.00%	104,281	5,239,929			5,239,929
CORDOVA	3,215,310	607,508	27,534	83.81%	20,769	2,587,033			2,587,033
CRAIG	2,262,490	203,817	24,915	69.23%	15,524	2,043,149			2,043,149
DELTA/GREELY	6,012,770	0	1,249,948	100.00%	1,124,953	4,887,817			4,887,817
DILLINGHAM	4,316,360	484,940	433,754	71.90%	280,682	3,550,738			3,550,738
FAIRBANKS	79,617,200	13,025,178	8,537,817	53.71%	4,127,095	62,464,927	8,525,648	498,562	71,489,137
GALENA	1,568,310	79,860	443,568	31.31%	124,993	1,363,457			1,363,457
HAINES	2,769,400	490,999	26,344	54.96%	13,031	2,265,370			2,265,370
HOONAH	1,926,990	91,252	331,303	20.99%	62,586	1,773,152			1,773,152
HYDABURG	1,092,510	22,945	26,452	21.74%	5,176	1,064,389			1,064,389
IDITAROD	5,541,850	0	821,128	100.00%	739,015	4,802,835			4,802,835
JUNEAU	30,073,000	6,267,941	37,788	51.90%	17,651	23,787,408			23,787,408
KAKE	1,386,530	67,805	387,271	55.78%	194,418	1,124,307			1,124,307
KASHUNAMIUT	2,107,550	0	600,833	100.00%	540,750	1,566,800			1,566,800
KENAI	56,992,910	13,859,290	132,956	52.45%	62,762	43,070,858			43,070,858
KETCHIKAN	14,172,740	3,735,550	17,371	56.03%	8,760	10,428,430			10,428,430
KLAWOCK	1,553,670	59,175	311,332	37.58%	105,299	1,389,196			1,389,196
KODIAK	16,665,810	3,317,211	1,359,787	89.92%	1,100,448	12,248,151	1,359,787	75,389	13,683,327
KUSKOKWIM	5,647,990	0	399,355	100.00%	359,420	5,288,570			5,288,570
KUSKOKWIM PENINSUL	6,636,800	273,719	1,379,425	22.55%	279,954	6,083,127			6,083,127
LOWER KUSKOKWIM	35,489,800	0	6,472,660	100.00%	5,825,394	29,664,406			29,664,406
LOWER YUKON	15,745,930	0	4,602,722	100.00%	4,142,450	11,603,480			11,603,480
MAT-SU	60,192,970	8,082,495	33,459	47.30%	14,243	52,096,232			52,096,232
MENANA	1,662,860	60,449	6,285	88.44%	5,003	1,597,408			1,597,408
NOME	5,241,730	506,525	62,916	69.06%	39,105	4,696,100			4,696,100
NORTH SLOPE	14,406,980	4,898,758	3,703,465	21.85%	728,286	8,779,936			8,779,936
NORTHWEST ARCTIC	17,517,370	1,307,724	3,167,484	53.62%	1,528,564	14,681,082			14,681,082
PELICAN	625,860	55,690	0	100.00%	0	570,170			570,170
PETERSBURG	3,787,490	746,311	23,957	60.12%	12,963	3,028,216			3,028,216
PRIBILOF	2,067,290	0	523,846	100.00%	471,461	1,595,829			1,595,829
RAILBELT	3,350,120	0	37,580	100.00%	33,822	3,316,298			3,316,298
SITKA	9,420,840	2,069,906	231,921	59.11%	123,380	7,227,554			7,227,554
SKAGWAY	1,159,610	305,573	0	78.42%	0	854,037			854,037
SOUTHEAST	5,121,560	0	659,688	100.00%	593,719	4,527,841			4,527,841
SOUTHWEST	7,140,050	0	1,513,558	100.00%	1,362,202	5,777,848			5,777,848
ST. MARY'S	1,467,050	17,837	172,685	24.49%	38,062	1,411,151			1,411,151
TANANA	1,324,310	44,982	250,291	43.25%	97,426	1,181,902			1,181,902
UNALASKA	2,702,300	880,950	1,493	81.11%	1,090	1,820,260			1,820,260
VALDEZ	5,138,030	1,754,330	53,825	46.30%	22,429	3,361,271			3,361,271
WRANGELL	2,933,490	531,989	4,360	55.76%	2,188	2,399,313			2,399,313
YAKUTAT	1,254,770	79,829	57,263	45.20%	23,295	1,151,646			1,151,646
YUKON FLATS	5,446,690	0	901,082	100.00%	810,974	4,635,716			4,635,716
YUKON/KOYUKUK	7,580,470	0	1,407,650	100.00%	1,266,885	6,313,585			6,313,585
YUPIIT	4,945,880	0	1,210,260	100.00%	1,089,234	3,856,646			3,856,646
STATE CCS	4,759,830	0	0	100.00%	0	3,093,890			3,093,890
MI. EDGE CUMBE	1,586,000	0	0	100.00%	0	1,586,000	140,301		1,726,301

TOTALS \$743,968,810 \$109,590,663 \$64,460,688 \$44,260,743 \$588,451,464 \$20,710,074 \$1,175,311 \$610,336,848

Effects at 35% of Basic Need: North Slope, Valdez, Unalaska

CONTRACTUAL 3,886,260
ESTIMATED PRIOR YEAR ADJUSTMENTS 1,500,000
EST FY94 FOUNDATION ENTITLEMENT \$615,723,108

ALASKA DEPARTMENT OF EDUCATION
PROJECTED FY94 FOUNDATION PROGRAM ENTITLEMENTS

1-28-93 File FOUND94-3 XLS

5 Mills or
43% of B.N.

	BASIC NEED \$61,000	REQUIRED LOCAL	ELIGIBLE PL81-874	PL81-874 PERCENT	DEDUCTIBLE PL81-874 @ 90%	PROJ FY94 FOUNDATION STATE AID	100% PL-874 FLOW THRU	PL-874 SPED ADD-ON	FOUND PL-874 TOTAL
ADAK	\$4,310,260	\$0	\$2,733,797	100.00%	\$2,460,417	\$1,849,843			21,849,843
ALASKA GATEWAY	5,042,260	0	537,832	100.00%	484,049	4,558,211			4,558,211
ALEUTIAN REGION	687,470	0	78,657	100.00%	70,791	616,679			616,679
ALEUTIANS EAST	4,180,330	434,295	734,753	56.60%	374,283	3,371,752			3,371,752
ANCHORAGE	229,823,600	55,772,494	10,919,004	83.84%	8,239,044	165,812,062	10,684,333	601,360	177,097,760
ANNETTE ISLANDS	2,544,920	0	1,428,095	100.00%	1,285,286	1,259,634			1,259,634
BERING STRAIT	18,583,650	0	4,847,977	100.00%	4,363,179	14,220,471			14,220,471
BRISTOL BAY	2,447,320	868,368	338,564	88.57%	269,880	1,309,072			1,309,072
CHATHAM	3,392,210	0	901,113	100.00%	811,002	2,581,208			2,581,208
CHUGACH	1,983,110	0	177,697	100.00%	159,927	1,823,183			1,823,183
COPPER RIVER	5,344,210	0	115,858	100.00%	104,281	5,239,929			5,239,929
CORDOVA	3,215,310	759,385	27,534	100.00%	24,781	2,431,144			2,431,144
CRAIG	2,262,490	254,771	24,915	86.54%	19,405	1,988,314			1,988,314
DELTA/GREELY	6,012,770	0	1,249,948	100.00%	1,124,953	4,887,817			4,887,817
DILLINGHAM	4,316,360	606,176	433,754	89.87%	350,833	3,359,351			3,359,351
FAIRBANKS	79,617,200	16,281,473	8,537,817	67.14%	5,159,061	58,176,666	8,525,648	498,562	67,200,876
GALENA	1,568,310	99,826	443,568	39.14%	156,251	1,312,233			1,312,233
HAINES	2,769,400	613,749	26,344	68.70%	16,288	2,139,363			2,139,363
HOONAH	1,926,990	114,066	331,303	26.24%	78,241	1,734,683			1,734,683
HYDABURG	1,092,510	28,682	26,452	27.17%	6,468	1,057,360			1,057,360
IDITAROD	5,541,850	0	821,128	100.00%	739,015	4,802,835			4,802,835
JUNEAU	30,073,000	7,834,926	37,788	64.88%	22,065	22,216,009			22,216,009
KAKE	1,386,530	84,756	387,271	69.73%	243,040	1,058,734			1,058,734
KASHUNAMIUT	2,107,550	0	600,833	100.00%	540,750	1,566,800			1,566,800
KENAI	56,992,910	17,324,113	132,956	65.57%	78,461	39,590,336			39,590,336
KETCHIKAN	14,172,740	4,669,437	17,371	70.04%	10,950	9,492,353			9,492,353
KLAWOCK	1,553,670	72,969	311,332	46.98%	131,637	1,348,064			1,348,064
KODIAK	16,665,810	4,146,514	1,359,787	100.00%	1,223,908	11,295,488	1,359,787	75,389	12,750,664
KUSPUK	5,647,990	0	399,355	100.00%	359,420	5,288,570			5,288,570
KUSKOKWIM	6,636,800	342,149	1,379,425	28.19%	349,974	5,944,677			5,944,677
LOWER KUSKOKWIM	35,489,800	0	6,472,660	100.00%	5,825,394	29,664,406			29,664,406
LOWER YUKON	15,745,930	0	4,002,722	100.00%	4,142,450	11,603,480			11,603,480
MAT-SU	60,192,970	10,103,119	33,459	59.13%	17,806	50,072,045			50,072,045
NENANA	1,662,850	75,561	6,285	100.00%	5,657	1,581,642			1,581,642
NOME	5,241,730	633,157	62,916	86.32%	48,878	4,559,695			4,559,695
NORTH SLOPE	14,406,980	6,009,293	3,703,465	26.80%	893,276	7,504,411			7,504,411
NORTHWEST ARCTIC	17,517,370	1,634,656	3,167,484	67.03%	1,910,848	13,971,866			13,971,866
PELICAN	625,860	69,613	0	100.00%	0	556,247			556,247
PELICANSBURG	3,787,490	932,889	23,957	75.15%	16,203	2,838,398			2,838,398
PRIIBILOF	2,067,290	0	523,846	100.00%	471,461	1,595,829			1,595,829
RAILBELT	3,350,120	0	37,580	100.00%	33,822	3,316,298			3,316,298
SITKA	9,420,840	2,587,383	231,921	73.89%	154,230	6,679,227			6,679,227
SKAGWAY	1,159,610	381,966	0	98.03%	0	777,644			777,644
SOUTHEAST	5,121,560	0	659,688	100.00%	593,719	4,527,841			4,527,841
SOUTHWEST	7,140,050	0	1,513,558	100.00%	1,362,202	5,777,848			5,777,848
ST. MARY'S	1,467,050	22,297	172,685	30.61%	47,573	1,397,180			1,397,180
TANANA	1,324,310	56,228	250,291	54.07%	121,799	1,146,283			1,146,283
UNALASKA	2,702,300	1,083,037	1,493	99.72%	1,340	1,617,923			1,617,923
VALDEZ	5,138,030	2,155,319	53,825	56.89%	27,559	2,955,152			2,955,152
WRANGELL	2,933,490	664,987	4,360	69.71%	2,135	2,265,768			2,265,768
YAKUTAT	1,254,770	99,786	57,263	56.50%	29,118	1,125,866			1,125,866
YUKON FLATS	5,446,690	0	901,082	100.00%	810,974	4,635,716			4,635,716
YUKON/KOYUKUK	7,580,470	0	1,407,650	100.00%	1,266,885	6,313,585			6,313,585
YUPIIT	4,945,880	0	1,210,260	100.00%	1,089,234	3,856,646			3,856,646
STATE CCS	4,759,830	0	0	100.00%	0	3,093,890			3,093,890
Mr. EDGE CUMBE	1,586,000	0	0	100.00%	0	1,586,000	140,301		1,726,301

TOTALS	\$743,968,810	\$136,818,440	\$64,460,688		\$48,130,703	\$557,353,727	\$20,710,074	\$1,175,311	\$579,239,111
Contracts at 43% of Basic Need: North Slope, Valdez, Unalaska									3,886,260
									ESTIMATED PRIOR YEAR ADJUSTMENTS
									1,500,000
									EST FY94 FOUNDATION ENTITLEMENT
									\$584,625,371

ALASKA DEPARTMENT OF EDUCATION
PROJECTED FY94 FOUNDATION PROGRAM ENTITLEMENTS

1-28-93 File FOUN94-3 XLS

6 Mills or
50% of B.N.

	BASIC NEED \$61,000	REQUIRED LOCAL	ELIGIBLE PL81-874	PL81-874 PERCENT	DEDUCTIBLE PL81-874 @ 90%	PROJ FY94 FOUNDATION STATE AID	100% PL-874 FLOW THRU	PL-874 SPED ADD-ON	FOUND PL-874 TOTAL
ADAK	\$4,310,260	\$0	\$2,733,797	100.00%	\$2,460,417	\$1,849,843			\$1,849,843
ALASKA GATEWAY	5,042,260	0	537,832	100.00%	484,049	4,558,211			4,558,211
ALEUTIAN REGION	687,470	0	78,657	100.00%	70,791	616,679			616,679
ALEUTIANS EAST	4,180,330	521,154	734,753	67.92%	449,140	3,210,036			3,210,036
ANCHORAGE	229,823,600	66,926,993	10,919,004	100.00%	9,827,104	153,069,503	10,684,338	601,360	164,355,201
ANNETTE ISLANDS	2,544,920	0	1,428,095	100.00%	1,285,286	1,259,634			1,259,634
BERING STRAIT	18,583,650	0	4,847,977	100.00%	4,363,179	14,220,471			14,220,471
BRISTOL BAY	2,447,320	1,042,041	338,564	100.00%	304,708	1,100,571			1,100,571
CHATHAM	3,392,210	0	901,113	100.00%	811,002	2,581,208			2,581,208
CHUGACH	1,983,110	0	177,697	100.00%	159,927	1,823,183			1,823,183
COPPER RIVER	5,344,210	0	115,868	100.00%	104,281	5,239,929			5,239,929
CORDOVA	3,215,310	911,262	27,534	100.00%	24,781	2,279,267			2,279,267
CRAIG	2,262,490	305,725	24,915	100.00%	22,424	1,934,341			1,934,341
DELTA/GREELY	6,012,770	0	1,249,948	100.00%	1,124,953	4,887,817			4,887,817
DILLINGHAM	4,316,360	727,411	433,754	100.00%	390,379	3,198,570			3,198,570
FAIRBANKS	79,617,200	19,537,768	8,537,817	80.57%	6,191,027	53,888,405	8,525,648	498,562	62,912,615
GALENA	1,568,310	119,791	443,568	46.96%	187,470	1,261,049			1,261,049
HAINES	2,769,400	736,498	26,744	82.43%	19,544	2,013,358			2,013,358
HOONAH	1,926,990	136,879	331,303	31.48%	93,865	1,696,246			1,696,246
HYDABURG	1,092,510	34,418	26,452	32.60%	7,761	1,050,331			1,050,331
IDITAROD	5,541,850	0	821,128	100.00%	739,015	4,802,835			4,802,835
JUNEAU	30,073,000	9,401,911	37,788	77.86%	26,480	20,644,609			20,644,609
KAKE	1,386,530	101,707	387,271	83.68%	291,562	993,161			993,161
KASIIUNAMIUT	2,107,550	0	600,833	100.00%	540,750	1,566,800			1,566,800
KENAI	56,992,910	20,788,935	132,956	78.68%	94,149	36,109,826			36,109,826
KETCHIKAN	14,172,740	5,603,324	17,371	84.05%	13,140	8,556,276			8,556,276
KLAWOCK	1,553,670	88,763	311,332	56.38%	157,976	1,306,931			1,306,931
KODIAK	16,665,810	4,975,816	1,359,787	100.00%	1,223,808	10,466,186	1,359,787	75,389	11,901,362
KUSPUK	5,647,990	0	399,355	100.00%	359,420	5,288,570			5,288,570
KUSKOKWIM AND PENINSUL	6,636,800	410,579	1,379,425	33.82%	419,869	5,806,352			5,806,352
KUSKOKWIM	35,489,800	0	6,472,660	100.00%	5,825,394	29,664,406			29,664,406
LOWER YUKON	15,745,930	0	4,602,722	100.00%	4,142,450	11,603,480			11,603,480
MAT-SU	60,192,970	12,123,743	33,459	70.95%	21,365	48,047,862			48,047,862
NENANA	1,662,860	90,673	6,285	100.00%	5,657	1,566,530			1,566,530
NOME	5,241,730	759,788	62,916	100.00%	56,624	4,425,318			4,425,318
NORTH SLOPE	14,406,980	6,987,550	3,703,465	31.16%	1,038,600	6,380,830			6,380,830
NORTHWEST ARCTIC	17,517,370	1,961,587	3,167,484	80.43%	2,292,847	13,262,936			13,262,936
PELICAN	625,860	83,536	0	100.00%	0	542,324			542,324
PETERSBURG	3,787,490	1,119,466	23,957	90.18%	19,444	2,648,580			2,648,580
PRIIBILOF	2,067,290	0	523,846	100.00%	471,461	1,595,829			1,595,829
RAILBELT	3,350,120	0	37,580	100.00%	33,822	3,316,298			3,316,298
SITKA	9,420,840	3,104,859	231,921	88.67%	185,080	6,130,901			6,130,901
SKAGWAY	1,159,610	458,359	0	100.00%	0	701,251			701,251
SOUTHEAST	5,121,560	0	659,688	100.00%	593,719	4,527,841			4,527,841
SOUTHWEST	7,140,050	0	1,513,558	100.00%	1,362,202	5,777,848			5,777,848
ST. MARY'S	1,467,050	26,756	172,685	36.73%	57,084	1,383,210			1,383,210
TANANA	1,324,310	67,474	250,291	64.88%	146,150	1,110,686			1,110,686
UNALASKA	2,702,300	1,259,345	1,493	100.00%	1,344	1,441,611			1,441,611
VALDEZ	5,138,030	2,506,185	53,825	66.15%	32,045	2,599,800			2,599,800
WRANGELL	2,933,490	797,984	4,360	83.65%	3,282	2,132,224			2,132,224
YAKUTAT	1,254,770	119,743	57,263	67.80%	34,942	1,100,085			1,100,085
YUKON FLATS	5,446,690	0	901,082	100.00%	810,974	4,635,716			4,635,716
YUKON/KOYUKUK	7,580,470	0	1,407,650	100.00%	1,266,885	6,313,585			6,313,585
YUPIIT	4,945,880	0	1,210,260	100.00%	1,089,234	3,856,646			3,856,646
STATE CCS	4,759,830	0	0	100.00%	0	3,093,890			3,093,890
MI. EDGE CUMEE	1,586,000	0	0	100.00%	0	1,586,000	140,301		1,726,301

TOTALS \$743,968,810 \$163,838,023 \$64,460,688 \$51,738,962 \$526,725,885 \$20,710,074 \$1,175,311 \$548,611,269

Contracts at 50% of Basic Need: North Slope, Valdez, Unalaska

CONTRACTUAL 3,886,260
ESTIMATED PRIOR YEAR ADJUSTMENTS 1,500,000
EST. FY94 FOUNDATION ENTITLEMENT \$553,997,529

ALASKA DEPARTMENT OF EDUCATION
 FY93 FOUNDATION PROGRAM BASED ON PROPOSED REVISIONS

1-13-93 File:PROP.CSAI.93.XLS

Proposed FY93 FOUNDATION STATE AID	Actual FY93 FOUNDATION STATE AID	Proposed less Actual
---	---	----------------------------

This is for discussion purposes only. Data is subject to adjustments.

ADAK	\$2,103,603	\$1,952,323	\$151,280
ALASKA GATEWAY	5,151,741	4,752,801	398,940
ALEUTIAN REGION	669,139	663,039	6,100
ALEUTIANS EAST	3,916,859	3,705,799	211,060
ANCHORAGE	175,637,384	175,223,414	473,970
ANNETTE ISLANDS	1,491,434	1,236,454	254,980
BERING STRAIT	13,784,321	13,600,711	183,610
BRISTOL BAY	1,668,801	1,592,551	76,250
CHATHAM	3,285,758	2,647,698	638,060
CHUGACH	1,767,673	1,667,023	100,650
COPPER RIVER	5,372,909	5,205,769	167,140
CORDOVA	2,696,140	2,599,760	96,380
CRAIG	2,351,280	2,043,840	307,440
DELTA/GREELY	5,125,717	4,928,077	197,640
DILLINGHAM	3,251,258	3,113,418	87,840
FAIRBANKS	62,716,125	61,736,465	979,660
GALENA	1,237,797	1,237,797	0
HAINES	2,388,201	2,249,731	138,470
HOONAH	2,040,332	1,844,522	195,810
HYDABURG	1,119,289	1,042,429	76,860
IDITAROD	5,244,475	4,802,835	441,640
JUNEAU	23,064,378	23,064,378	0
KAKE	1,323,167	1,165,787	157,380
KASHUNAMIUT	1,471,640	1,406,980	64,660
KENAI	41,780,305	40,419,395	1,360,910
KETCHIKAN	10,291,049	9,856,729	434,320
KLAWOCK	1,592,948	1,388,598	204,350
KODIAK	12,600,599	12,485,309	115,290
KUSPUK	5,106,180	5,106,180	0
LAKE AND PENINSULA	6,608,744	6,308,014	300,730
LOWER KUSKOKWIM	28,710,976	28,710,976	0
LOWER YUKON	11,917,630	11,199,660	717,970
MAT-SU	49,989,964	49,742,304	247,660
NENANA	1,730,832	1,636,892	93,940
NOME	4,833,197	4,833,197	0
NORTH SLOPE	8,859,245	8,625,005	234,240
NORTHWEST ARCTIC	14,470,622	14,470,622	0
PELICAN	595,046	558,446	36,600
PETERSBURG	3,361,121	3,018,911	342,210
PRIBILOF	1,645,849	1,487,249	158,600
RAILBELT	3,487,098	3,288,238	198,860
SITKA	7,478,362	7,181,292	297,070
SKAGWAY	989,799	928,189	61,610
SOUTHEAST	5,653,901	4,745,001	908,900
SOUTHWEST	5,305,708	5,001,928	303,780
ST. MARY'S	1,286,711	1,286,711	0
TANANA	1,096,502	1,076,372	20,130
UNALASKA	1,719,435	1,705,405	14,030
VALDEZ	3,597,719	3,387,879	209,840
WRANGELL	2,581,579	2,304,639	276,940
YAKUTAT	1,184,908	1,163,558	21,350
YUKON FLATS	4,817,496	4,817,496	0
YUKON/KOYUKUK	6,858,925	6,366,655	492,270
YUPIIT	3,815,776	3,815,776	0
TOTALS	\$582,907,647	\$570,450,227	\$12,457,420

PROJECT FY94 FOUNDATION PROGRAM
CSSB62(CRA)

	Section 1 Req. Local at 50% of BN	Section 2 Less than 25	Section 3 Elem. Divisor	Section 4 Single Site to 900 ADM	Totals of CSSB62(CRA) Sections 1 through 4
ADAK	\$0	\$0	\$75,640	\$224,480	\$300,120
ALASKA GATEWAY	0	(382,470)	0	0	(382,470)
LEUTIAN REGION	0	(67,710)	0	45,750	(21,960)
ALEUTIANS EAST	0	(499,590)	0	0	(499,590)
ANCHORAGE	0	0	5,901,750	0	5,901,750
ANNETTE ISLANDS	0	0	0	165,310	165,310
BERING STRAIT	0	0	0	0	0
BRISTOL BAY	0	(154,940)	0	149,450	(5,490)
CHATHAM	0	(326,960)	0	0	(326,960)
CHUGACH	0	(363,560)	0	0	(363,560)
COPPER RIVER	0	(480,070)	0	0	(480,070)
CORDOVA	0	0	0	214,110	214,110
CRAIG	0	0	0	149,450	149,450
DELTA/GREELY	0	(92,720)	82,350	0	(10,370)
DILLINGHAM	0	0	0	253,150	253,150
FAIRBANKS	0	0	1,915,400	0	1,915,400
GALENA	0	0	0	147,620	147,620
HAINES	0	(167,140)	0	180,560	13,420
HOONAH	0	0	0	126,270	126,270
HYDABURG	0	0	0	105,530	105,530
IDITAROD	0	(789,340)	0	0	(789,340)
JUNEAU	0	0	667,340	0	667,340
KAKE	0	0	0	134,200	134,200
KASHUNAMIUT	0	0	0	194,590	194,590
KENAI	0	(378,810)	716,140	0	337,330
KETCHIKAN	0	0	212,890	0	212,890
KLAWOCK	0	0	0	150,670	150,670
KODIAK	0	(429,440)	245,830	0	(183,610)
KUSPUK	0	(302,560)	0	0	(302,560)
LAKE AND PENINSULA	0	(1,554,280)	0	0	(1,554,280)
LOWER KUSKOKWIM	0	(325,740)	183,610	0	(142,130)
LOWER YUKON	0	0	0	0	0
MAT-SU	0	(284,870)	859,490	0	574,620
NENANA	0	0	0	164,090	164,090
NOME	0	0	69,540	262,910	332,450
NORTH SLOPE	(2,096,265)	0	118,340	0	(1,977,925)
NORTHWEST ARCTIC	0	(261,690)	80,520	0	(181,170)
PELICAN	0	0	0	59,170	59,170
PETERSBURG	0	0	49,410	194,590	244,000
PRIBILOF	0	0	0	0	0
RAILBELT	0	0	0	0	0
SITKA	0	(223,260)	194,590	0	(28,670)
SKAGWAY	0	0	0	122,000	122,000
SOUTHEAST	0	(1,985,550)	0	0	(1,985,550)
SOUTHWEST	0	(319,640)	0	0	(319,640)
ST. MARY'S	0	0	0	132,980	132,980
TANANA	0	0	0	122,000	122,000
UNALASKA	(377,804)	0	0	187,270	(190,534)
VALDEZ	(770,705)	0	84,790	0	(685,915)
WRANGELL	0	0	29,890	152,500	182,390
YAKUTAT	0	0	0	120,170	120,170
YUKON FLATS	0	(875,350)	0	0	(875,350)
YUKON/KOYUKUK	0	(527,040)	0	0	(527,040)
YUPIIT	0	0	0	0	0
STATE CCS	0	0	240,340	0	240,340
Mt. EDGE CUMBE	0	0	0	0	0
TOTALS	(\$3,244,774)	(\$10,792,730)	\$11,727,860	\$3,758,820	\$1,449,176

Section 1 increases the required local effort for North Slope, Unalaska and Valdez from 35% of the prior years basic need to 50%.

Section 2 requires funding communities with less than 25 ADM to be funded as district correspondence students.

Section 3 changes the divisor for elementary instructional units from 17 to 16.

Section 4 adds a table for single site districts up to 900 ADM. Because of section 2, Aleutian Region, Bristol Bay and Haines Borough are now single sites districts.

ALASKA DEPARTMENT OF EDUCATION
PROJECTED FY94 FOUNDATION PROGRAM
CSS862(CRA)

4-1-93 FILE: CSS862.XLS

	Section 1 Req. Local at 50% of EN	Section 2 Less than 25	Section 3 Elem. Divisor <i>16</i>	Section 4 Single Site to 900 ADM	Totals of CSS862(CRA) Sections 1 through 4
ADAK	\$0	\$0	\$75,840	\$224,480	\$300,120
ALASKA GATEWAY	0	(382,670)	0	0	(382,470)
ALEUTIAN REGION	0	(67,710)	0	45,750	(21,960)
ALEUTIANS EAST	0	(499,590)	0	0	(499,590)
ANCHORAGE	0	0	5,901,750	0	5,901,750
ANNETTE ISLANDS	0	0	0	165,310	165,310
BERING STRAIT	0	0	0	0	0
BRISTOL BAY	0	(164,940)	0	14,460	(6,490)
CHATHAM	0	(328,960)	0	0	(328,960)
CHUGACH	0	(363,560)	0	0	(363,560)
COPPER RIVER	0	(480,070)	0	0	(480,070)
CORDOVA	0	0	0	214,110	214,110
CRAIG	0	0	0	149,450	149,450
DELTA/GREELY	0	(92,720)	82,350	0	(10,370)
DILLINGHAM	0	0	0	253,150	253,150
FAIRBANKS	0	0	1,916,400	0	1,916,400
GALENA	0	0	0	147,620	147,620
HAINES	0	(187,140)	0	180,560	13,420
HOONAH	0	0	0	126,270	126,270
HYDABURG	0	0	0	105,530	105,530
IDITAROD	0	(789,340)	0	0	(789,340)
JUNEAU	0	0	667,340	0	667,340
KAKE	0	0	0	134,200	134,200
KASHUNAMIUT	0	0	0	194,590	194,590
KENAI	0	(378,810)	716,140	0	337,330
KETCHIKAN	0	0	212,890	0	212,890
KLAWOCK	0	0	0	150,670	150,670
KODIAK	0	(429,440)	245,830	0	(183,610)
KUSPUK	0	(302,560)	0	0	(302,560)
LAKE AND PENINSULA	0	(1,554,280)	0	0	(1,554,280)
LOWER KUSKOKWIM	0	(325,740)	183,610	0	(142,130)
LOWER YUKON	0	0	0	0	0
MAT-SU	0	(284,870)	860,490	0	574,620
NENANA	0	0	0	164,090	164,090
NOME	0	0	69,540	262,910	332,450
NORTH SLOPE	(2,096,265)	0	118,340	0	(1,977,925)
NORTHWEST ARCTIC	0	(281,690)	80,520	0	(181,170)
PELICAN	0	0	0	69,170	69,170
PETERSBURG	0	0	49,410	194,590	244,000
PRIBILOF	0	0	0	0	0
RAILBELT	0	0	0	0	0
SITKA	0	(223,260)	194,590	0	(28,670)
SKAGWAY	0	0	0	122,000	122,000
SOUTHEAST	0	(1,985,550)	0	0	(1,985,550)
SOUTHWEST	0	(319,640)	0	0	(319,640)
ST. MARY'S	0	0	0	132,980	132,980
TANANA	0	0	0	122,000	122,000
UNALASKA	(377,804)	0	0	187,270	(190,534)
VALDEZ	(770,705)	0	84,790	0	(685,915)
WRANGELL	0	0	29,890	152,600	182,390
YAKUTAT	0	0	0	120,170	120,170
YUKON FLATS	0	(875,350)	0	0	(875,350)
YUKON/KOYUKUK	0	(527,040)	0	0	(527,040)
YUPIIT	0	0	0	0	0
STATE CCS	0	0	240,340	0	240,340
Mr. EDGECUMBE	0	0	0	0	0
TOTALS	(\$3,244,774)	(\$10,792,730)	\$11,727,860	\$3,758,820	\$1,449,176

Section 1 increases the required local effort for North Slope, Unalaska and Valdez from 35% of the prior years basis need to 50%.

Section 2 requires funding communities with less than 25 ADM to be funded as district correspondence students.

Section 3 changes the divisor for elementary instructional units from 17 to 16.

Section 4 adds a table for single site districts up to 900 ADM. Because of section 2, Aleutian Region, Bristol Bay and Haines Borough are now single site districts.

ALASKA DEPARTMENT OF EDUCATION
PROJECTED FY94 FOUNDATION PROGRAM
CSS862(CRA)

4-1-93 FILE: CSS862.XLS

	Section 1 Req. Local at 50% of BN	Section 2 Less than 18	Section 3 Elem. Divisor	Section 4 Single Site to 900 ADM	Totals of CSS862(CRA) Sections 1 through 4
ADAK	\$0	\$0	\$75,840	\$224,480	\$300,120
ALASKA GATEWAY	0	(222,650)	0	0	(222,650)
ALEUTIAN REGION	0	(67,710)	0	45,750	(21,960)
ALEUTIANS EAST	0	(106,140)	0	0	(106,140)
ANCHORAGE	0	0	5,901,750	0	5,901,750
ANNETTE ISLANDS	0	0	0	165,310	165,310
BERING STRAIT	0	0	0	0	0
BRISTOL BAY	0	(154,940)	0	149,450	(5,490)
CHATHAM	0	(326,960)	0	0	(326,960)
CHUGACH	0	(194,590)	0	0	(194,590)
COPPER RIVER	0	(111,020)	0	0	(111,020)
CORDOVA	0	0	0	214,110	214,110
CRAIG	0	0	0	149,450	149,450
DELTA/GREELY	0	(92,720)	82,350	0	(10,370)
DILLINGHAM	0	0	0	253,150	253,150
FAIRBANKS	0	0	1,915,400	0	1,915,400
GALENA	0	0	0	147,620	147,620
HAINES	0	0	0	0	0
HOONAH	0	0	0	126,270	126,270
HYDABURG	0	0	0	105,530	105,530
IDITAROD	0	(603,250)	0	0	(603,250)
JUNEAU	0	0	667,340	0	667,340
KAKE	0	0	0	134,200	134,200
KASHUNAMIUT	0	0	0	194,590	194,590
KENAI	0	(147,010)	718,140	0	569,130
KETCHIKAN	0	0	212,890	0	212,890
KLAWOCK	0	0	0	150,670	150,670
KODIAK	0	(362,950)	245,830	0	(117,120)
KUSPUK	0	(302,560)	0	0	(302,560)
LAKE AND PENINSULA	0	(321,470)	0	0	(321,470)
LOWER KUSKOKWIM	0	(48,800)	134,610	0	134,810
LOWER YUKON	0	0	0	0	0
MAT-SU	0	(83,570)	859,400	0	775,920
NENANA	0	0	0	164,090	164,090
NOME	0	0	69,540	262,910	332,450
NORTH SLOPE	(2,096,266)	0	118,340	0	(1,977,926)
NORTHWEST ARCTIC	0	0	80,520	0	80,520
PELICAN	0	0	0	59,170	59,170
PETERSBURG	0	0	49,410	194,590	244,000
PRIBILOF	0	0	0	0	0
RAILBELT	0	0	0	0	0
SITKA	0	(223,260)	194,590	0	(28,670)
SKAGWAY	0	0	0	122,000	122,000
SOUTHEAST	0	(924,150)	0	0	(924,150)
SOUTHWEST	0	(149,450)	0	0	(149,450)
ST. MARY'S	0	0	0	132,990	132,990
TANANA	0	0	0	122,000	122,000
UNALASKA	(377,804)	0	0	187,270	(190,534)
VALDEZ	(770,706)	0	84,790	0	(685,916)
WRANGELL	0	0	29,890	152,500	182,390
YAKUTAT	0	0	0	120,170	120,170
YUKON FLATS	0	(168,530)	0	0	(168,530)
YUKON/KOYUKUK	0	(120,170)	0	0	(120,170)
YUPIIT	0	0	0	0	0
STATE CSS	0	0	240,340	0	240,340
ML EDGECUMBE	0	0	0	0	0
TOTALS	(\$3,244,774)	(\$4,629,900)	\$11,727,860	\$3,578,260	\$7,431,448

Section 1 increases the required local effort for North Slope, Unalaska and Valdez from 35% of the prior years basic need to 50%.
Section 2 requires funding communities with less than 25 ADM to be funded as district correspondence students.
Section 3 changes the divisor for elementary instructional units from 17 to 18.
Section 4 adds a table for single site districts up to 900 ADM. Because of section 2, Aleutian Region and Bristol Bay are now single site districts.

ALASKA DEPARTMENT OF EDUCATION
PROJECTED FY94 FOUNDATION PROGRAM
CS8862(CRA)

3-31-93 FILE: CSSB62.XLS

	Section 1 Req. Local at 50% of BN	Section 2 Less than 25	Section 3 Elem. Divisor of 16	Section 4 Single Site to 900 ADM	Totals of CSSB62(CRA) Sections 1 through 4
ADAK	\$0	\$0	\$75,640	\$224,480	\$300,120
ALASKA GATEWAY	0	(382,470)	0	0	(382,470)
ALEUTIAN REGION	0	(67,710)	0	45,750	(21,960)
ALEUTIANS EAST	0	(499,590)	0	0	(499,590)
ANCHORAGE	0	0	5,901,750	0	5,901,750
ANNETTE ISLANDS	0	0	0	165,310	165,310
BERING STRAIT	0	0	0	0	0
BRISTOL BAY	0	(164,940)	0	149,450	(15,490)
CHATHAM	0	(328,960)	0	0	(328,960)
CHUGACH	0	(363,560)	0	0	(363,560)
COPPER RIVER	0	(480,070)	0	0	(480,070)
CORDOVA	0	0	0	214,110	214,110
CRAIG	0	0	0	149,450	149,450
DELTA/GREELY	0	(02,720)	82,350	0	(10,370)
DILLINGHAM	0	0	0	253,150	253,150
FAIRBANKS	0	0	1,915,400	0	1,915,400
GALENA	0	0	0	147,620	147,620
HAINES	0	(167,140)	0	180,560	13,420
HOOHAH	0	0	0	126,270	126,270
HYDABURG	0	0	0	105,530	105,530
IDITAROD	0	(789,340)	0	0	(789,340)
JUNEAU	0	0	667,340	0	667,340
KAKE	0	0	0	134,200	134,200
KASHUNAMIOT	0	0	0	194,590	194,590
KENAI	0	(378,810)	716,140	0	337,330
KETCHIKAN	0	0	212,890	0	212,890
KLAWOCK	0	0	0	150,670	150,670
KODIAK	0	(262,950)	245,830	0	(117,120)
KUSPUK	0	(302,560)	0	0	(302,560)
LAKE AND PENINSULA	0	(1,554,280)	0	0	(1,554,280)
LOWER KUSKOKWIM	0	(325,740)	183,810	0	(142,130)
LOWER YUKON	0	0	0	0	0
MAT-SU	0	(284,870)	859,490	0	574,620
NENANA	0	0	0	164,090	164,090
NOME	0	0	69,540	262,910	332,450
NORTH SLOPE	(2,096,265)	0	118,340	0	(1,977,925)
NORTHWEST ARCTIC	0	(261,690)	80,620	0	(181,170)
PELICAN	0	0	0	59,170	59,170
PETERSBURG	0	0	49,410	194,590	244,000
PRIIBILOF	0	0	0	0	0
RAILBELT	0	0	0	0	0
SITKA	0	(223,260)	194,590	0	(28,670)
SKAGWAY	0	0	0	122,000	122,000
SOUTHEAST	0	(1,985,550)	0	0	(1,985,550)
SOUTHWEST	0	(319,640)	0	0	(319,640)
ST. MARYS	0	0	0	132,980	132,980
TANANA	0	0	0	122,000	122,000
UNALASKA	(377,804)	0	0	187,270	(190,534)
VALDEZ	(770,705)	0	84,790	0	(685,915)
WRANGELL	0	0	29,800	152,500	182,300
YAKUTAT	0	0	0	120,170	120,170
YUKON FLATS	0	(875,350)	0	0	(875,350)
YUKON/KOYUKUK	0	(527,040)	0	0	(527,040)
YUPIIT	0	0	0	0	0
STATE CCS	0	0	240,340	0	240,340
Mt. EDGE CUMBE	0	0	0	0	0
TOTALS	(3,244,774)	(510,725,240)	\$11,727,860	\$3,758,820	\$1,515,668

Section 1 increases the required local effort for North Slope, Unalaska and Valdez from 35% of the prior years basic need to 50%.

Section 2 requires funding communities with less than 25 ADM to be funded as district correspondence students.

Section 3 changes the divisor for elementary instructional units from 17 to 16.

Section 4 adds a table for single site districts up to 900 ADM. Because of section 2, Aleutian Region, Bristol Bay and Haines Borough are now single sites.

	Section 1 Req. Local at 50% of BN	Section 2 Less than 25	Section 3 Elem. Divisor	Section 4 Single Site to 900 ADM	Totals of CSSB62(CRA) Sections 1 through 4
ADAK	\$0	\$0	\$75,640	\$224,480	\$300,120
ALASKA GATEWAY	0	(382,470)	0	0	(382,470)
ALEUTIAN REGION	0	(67,710)	0	45,750	(21,960)
ALEUTIANS EAST	0	(499,590)	0	0	(499,590)
ANCHORAGE	0	0	5,901,750	0	5,901,750
ANNETTE ISLANDS	0	0	0	165,310	165,310
BERING STRAIT	0	0	0	0	0
BRISTOL BAY	0	(154,940)	0	149,450	(5,490)
CHATHAM	0	(326,960)	0	0	(326,960)
CHUGACH	0	(363,560)	0	0	(363,560)
COPPER RIVER	0	(480,070)	0	0	(480,070)
CORDOVA	0	0	0	214,110	214,110
CRAIG	0	0	0	149,450	149,450
DELTA/GREELY	0	(92,720)	82,350	0	(10,370)
DILLINGHAM	0	0	0	253,150	253,150
FAIRBANKS	0	0	1,915,400	0	1,915,400
GALENA	0	0	0	147,620	147,620
HAINES	0	(167,140)	0	180,560	13,420
HOONAH	0	0	0	126,270	126,270
HYDABURG	0	0	0	105,530	105,530
IDITAROD	0	(789,340)	0	0	(789,340)
JUNEAU	0	0	667,340	0	667,340
KAKE	0	0	0	134,200	134,200
KASHUNAMIUT	0	0	0	194,590	194,590
KENAI	0	(378,810)	716,140	0	337,330
KETCHIKAN	0	0	212,890	0	212,890
KLAWOCK	0	0	0	150,670	150,670
KODIAK	0	(429,440)	245,830	0	(183,610)
KUSPUK	0	(302,560)	0	0	(302,560)
LAKE AND PENINSULA	0	(1,554,280)	0	0	(1,554,280)
LOWER KUSKOKWIM	0	(325,740)	183,610	0	(142,130)
LOWER YUKON	0	0	0	0	0
MAT-SU	0	(284,870)	859,490	0	574,620
NENANA	0	0	0	164,090	164,090
NOME	0	0	69,540	262,910	332,450
NORTH SLOPE	(2,096,265)	0	118,340	0	(1,977,925)
NORTHWEST ARCTIC	0	(261,690)	80,520	0	(181,170)
PELICAN	0	0	0	59,170	59,170
PETERSBURG	0	0	49,410	194,590	244,000
PRIBILOF	0	0	0	0	0
RAILBELT	0	0	0	0	0
SITKA	0	(223,260)	194,590	0	(28,670)
SKAGWAY	0	0	0	122,000	122,000
SOUTHEAST	0	(1,985,550)	0	0	(1,985,550)
SOUTHWEST	0	(319,640)	0	0	(319,640)
ST. MARY'S	0	0	0	132,980	132,980
TANANA	0	0	0	122,000	122,000
UNALASKA	(377,804)	0	0	187,270	(190,534)
VALDEZ	(770,705)	0	84,790	0	(685,915)
WRANGELL	0	0	29,890	152,500	182,390
YAKUTAT	0	0	0	120,170	120,170
YUKON FLATS	0	(875,350)	0	0	(875,350)
YUKON/KOYUKUK	0	(527,040)	0	0	(527,040)
YUPIIT	0	0	0	0	0
STATE CCS	0	0	240,340	0	240,340
Mt. EDGE CUMBE	0	0	0	0	0
TOTALS	(\$3,244,774)	(\$10,792,730)	\$11,727,860	\$3,758,820	\$1,449,176

Section 1 increases the required local effort for North Slope, Unalaska and Valdez from 35% of the prior years basic need to 50%.

Section 2 requires funding communities with less than 25 ADM to be funded as district correspondance students.

Section 3 changes the divisor for elementary instructional units from 17 to 16.

Section 4 adds a table for single site districts up to 900 ADM. Because of section 2, Aleutian Region, Bristol Bay and Haines Borough are now single sites districts.

CENTRALIZED CORRESPONDENCE SCHOOL 1993-94 Fact Sheet

Primary Reasons Students Select CCS

- 30%—Parental Choice
 - To be able to teach their children and provide individualized instruction
- 23%—Local School Does Not Satisfy Their Needs
 - Local school is not meeting a perceived need or concern such as class size, behavior, drugs, or curriculum.
- 22%—Personal Issues/Travel
 - A variety of personal issues such as pregnancy, medical need, age, marital status or employment (12%)
 - Traveling outside of Alaska for a period of time (10%)
- 15%—Lack of Access
 - Residence is in a rural location.
- 10%—Religious Reasons
 - To meet their personal religious values

Excellent Student Outcomes

- The school was recognized by the United States Office of Education in 1983 for the excellent achievement of students as demonstrated on standardized tests and student data.
- 4th, 6th, and 8th grade students continue to test at or above the national norm on the Iowa Test of Basic Skills (ITBS) required by the State of Alaska.
- Parents report improved student achievement:

"I have seen dramatic changes in my daughter. She has gained self-discipline and is very proud of herself."

Accreditation

Centralized Correspondence School is accredited by the Northwest Association of Schools and Colleges. It meets all the standards for schools in the seven Northwest States.

Climbing Student Enrollment

CCS enrollment has continued to increase. There was a 25% increase in student enrollment for the 1993-94 school year.

	Actual Student Count		
	Elementary	Secondary	Total
1991	571	640	1,211
1992	588	720	1,308
1993	648	1,026	1,674

Minority students make up 12% of the total student population.

FTE= Full Time Equivalent Students

Fiscal Year	K-6 Elementary FTE	7-12 Secondary FTE	Total FTE	% Enrolled Secondary
FY90	497.41	305.11	802.51	38%
FY91	566.51	409.29	975.80	42%
FY92	556.98	408.86	965.84	42%
FY93	608.37	519.96	1128.33	46%
FY94	735.47	684.14	1419.61	48%

Figures do not include summer school enrollment.

Cost-Effective Budget

The CCS Funding Per FTE for 1992-93: \$2,445.00
 The CCS Funding Per FTE for 1993-94: \$2,419.00

STATEWIDE Funding Per FTE FY92: \$7,335.00
(from Profiles of Alaska Public Schools)

Efficient Delivery System

PARENTS play a key role in the delivery of the instruction. They are guided by 24 certified teachers who produce courses and materials used to deliver instruction. The school publishes and ships the materials to the students. In addition, the school maintains an 8,500 square foot warehouse for the storage and distribution of materials. School districts purchased over \$90,000 of materials from CCS for their local programs in FY93.