

ALASKA LEGISLATURE COMMITTEE FILES 1993-1994 8672
7847 HOUSE JUDICIARY

112

8-GH'0360
Lauterbach
3/11/93

CS FOR HOUSE BILL NO. 67(JUD)
IN THE LEGISLATURE OF THE STATE OF ALASKA
EIGHTEENTH LEGISLATURE - FIRST SESSION

BY THE HOUSE JUDICIARY COMMITTEE

Offered:
Referred:

Sponsor(s): HOUSE RULES COMMITTEE BY REQUEST OF THE GOVERNOR

A BILL

FOR AN ACT ENTITLED

1 "An Act relating to eligibility for and payments of public assistance; and
2 providing for an effective date."

3 BE IT ENACTED BY THE LEGISLATURE OF THE STATE OF ALASKA:

4 * Section 1. AS 47.25.320(a) is amended to read:

5 (a) The department shall determine the amount of assistance for a dependent
6 child, and the relative with whom the dependent child is living, with regard to the
7 resources and necessary expenditures of the family and the condition existing in each
8 case. Assistance is sufficient if, when added to all other income and support available
9 to the child, the child and relative have reasonable subsistence compatible with
10 decency and health. However, the amount of assistance may not exceed the following:

11 (1) dependent child living with nonneedy relative: for a dependent
12 child [UNDER AGE 18] who is living in the home of a nonneedy relative, \$452
13 [\$200], plus \$98 for [AN ADDITIONAL \$200 FOR THE SECOND CHILD, AND
14 \$65 A CHILD FOR THE THIRD AND] each additional child;

1 (2) dependent child living with parent:

2 (A) for a parent and one dependent child [UNDER 18], a
3 maximum of \$792 [\$500];

4 (B) [REPEALED

5 (C)] for each additional dependent child, or for a second
6 parent, \$98 [UNDER AGE 18, \$65] a month per individual [CHILD];

7 (3) pregnant woman who is otherwise eligible for assistance under this
8 section, or [: AN AMOUNT EQUAL TO THE ASSISTANCE RECEIVED BY] a
9 single-person household that does not consist of a dependent child: \$497 [UNDER
10 THIS SECTION AS DETERMINED BY THE DEPARTMENT PLUS A SPECIAL
11 NEEDS ALLOWANCE NOT TO EXCEED \$20] a month.

12 * Sec. 2. AS 47.25.320 is amended by adding a new subsection to read:

13 (g) The department may adopt regulations to establish a monthly need standard
14 for a dependent child and the relative with whom the dependent child is living that
15 equals or exceeds the monetary maximums set in (a) of this section.

16 * Sec. 3. AS 47.25.430(b) is amended to read:

17 (b) The department shall determine the amount of assistance with regard to the
18 resources and needs of the person and the conditions existing in each case. Assistance
19 shall be in an amount that will provide the applicant with reasonable subsistence
20 compatible with decency and health in accordance with standards established by the
21 department and with the standards established under 42 U.S.C. 1381 - 1383 [42 U.S.C.
22 1381 - 1385] (Title XVI, Social Security Act Supplemental Security Income Program).
23 When benefit amounts under 42 U.S.C. 1381 - 1383 [42 U.S.C. 1381 - 1385] are
24 increased as a result of an increase in the cost of living, the state shall pass along the
25 increase to recipients [AND SHALL INCREASE THE AMOUNT OF THE STATE
26 CONTRIBUTION TO RECIPIENTS BY A PERCENTAGE OF THE STATE
27 CONTRIBUTION EQUAL TO THE PERCENTAGE INCREASE IN THE BENEFIT
28 AMOUNTS UNDER 42 U.S.C. 1381 - 1385]. Direct payments for medical services
29 and remedial care may not be considered in determining the maximum amount
30 payable.

31 * Sec. 4. AS 47.25.430 is amended by adding a new subsection to read:

1 (e) Notwithstanding (a) and (b) of this section, the department shall, in a
2 manner that complies with federal requirements, reduce the maximum state
3 contribution to recipients otherwise payable on July 1, 1993, to the maximum state
4 contribution to recipients that was in effect on January 1, 1990. After June 30, 1993,
5 the department shall, in a manner that complies with federal requirements, calculate
6 the amount of monthly assistance for a recipient based on the maximum state
7 contribution to recipients in effect on January 1, 1990.

8 * Sec. 5. AS 47.25.455 is amended by adding new subsections to read:

9 (c) A person applying for assistance under this section shall, as a condition of
10 eligibility for assistance, agree to repay the state for assistance granted upon the
11 person's receipt of a benefit under 42 U.S.C. 1381 - 1383 for a month in which the
12 person received interim assistance under this section. The monthly repayment required
13 by this subsection may not exceed the amount of assistance that the person received
14 under 42 U.S.C. 1381 - 1383 for that month.

15 (d) Beginning the first full month after a person is determined to be eligible
16 for assistance under 42 U.S.C. 1381 - 1383 the department shall terminate interim
17 assistance to that person under this section and begin payments to the person under
18 AS 47.25.430.

19 * Sec. 6. AS 47.25.320(d) and 47.25.320(e) are repealed.

20 * Sec. 7. TRANSITION FOR REGULATIONS. The Department of Health and Social
21 Services shall adopt regulations necessary to implement this Act, consistent with federal
22 requirements. The regulations take effect under AS 44.62 (Administrative Procedure Act), but
23 not before July 1, 1993.

24 * Sec. 8. Sections 1 - 6 of this Act take effect July 1, 1993.

25 * Sec. 9. Section 7 of this Act takes effect immediately under AS 01.10.070(c).

A M E N D M E N T

OFFERED IN THE HOUSE
TO: CSHB 67(HES)

BY REPRESENTATIVE NORDLUND

Page 1, line 13:

Delete "\$98"

Insert "\$102"

Page 2, line 3:

Delete "\$792"

Insert "\$821"

Page 2, line 6:

Delete "\$98"

Insert "\$102"

Page 2, line 9:

Delete "\$497"

Insert "\$514"

Page 2, after line 11:

Insert a new bill section to read:

"* Sec. 2. AS 47.24.320(d) is amended to read:

(d) If benefits under 42 U.S.C. 1381 - 1383 [42 U.S.C. 1381 - 1385] (Social Security Act Supplemental Security Income Program) are increased because of an increase in the cost of living, the department shall increase the monetary maximums in (a) of this section by a percentage equal to the percentage increase in benefits under 42 U.S.C. 1331 - 1383, except that the department may not increase the monetary maximums based on an increase in benefits under 42 U.S.C. 1381 -

1383 that

(1) takes effect at any time during the calendar year that begins on January 1, 1994; or

(2) took effect on or before January 1, 1993, and would otherwise be applied by the department to increase monetary maximums in calendar year 1993 [42 U.S.C. 1381 - 1385]."

Renumber the following bill sections accordingly.

Page 2, lines 16 - 30:

Delete all material.

Insert a new bill section to read:

"* Sec. 4. AS 47.25.430(b) is amended to read:

(b) The department shall determine the amount of assistance with regard to the resources and needs of the person and the conditions existing in each case. Assistance shall be in an amount that will provide the applicant with reasonable subsistence compatible with decency and health in accordance with standards established by the department and with the standards established under 42 U.S.C. 1381 - 1383 [42 U.S.C. 1381 - 1385] (Title XVI, Social Security Act Supplemental Security Income Program). When benefit amounts under 42 U.S.C. 1381 - 1383 [42 U.S.C. 1381 - 1385] are increased as a result of an increase in the cost of living, the state shall pass along the increase to recipients and shall increase the amount of the state contribution to recipients by a percentage of the state contribution equal to the percentage increase in the benefit amounts under 42 U.S.C. 1381 - 1383, except that the department may not increase the amount of the state contribution based on a percentage increase in benefits under 42 U.S.C. 1381 - 1383 that (1) takes effect at any time during the calendar year that begins on January 1, 1994; or (2) took effect in the calendar years that began on January 1, 1991, January 1, 1992, and January 1, 1993 [42 U.S.C. 1381 - 1385]. Direct payments for medical services and remedial care may not be considered in determining the maximum amount payable."

Page 3, line 4:

Delete "1990"

Insert "1992"

Page 3, line 7:

Delete "1990"

Insert "1992"

Page 3, line 21:

Delete "47.25.320(d) and"

Delete "are"

Insert "is"

Page 3, line 26:

Delete "1 - 6"

Insert "1 - 7"

Page 3, line 27:

Delete "7"

Insert "8"

A M E N D M E N T

OFFERED IN THE HOUSE
TO: CSHB 67(HES)

BY REPRESENTATIVE NORDLUND

Page 3, line 3:

Delete "July 1, 1993"

Insert "January 1, 1994"

Page 3, line 4:

Delete "June 30"

Insert "December 31"

Page 3, line ~~24~~

Delete "July 1, 1993"

Insert "January 1, 1994"

*Failed
5 No
2 yes*

A M E N D M E N T

OFFERED IN THE HOUSE
TO: CSHB 67(HES)

BY REPRESENTATIVE NORDLUND

Page 2, after line 11:

Insert a new bill section to read:

"* Sec. 2. AS 47.24.320(d) is amended to read:

(d) If benefits under 42 U.S.C. 1381 - 1383 [42 U.S.C. 1381 - 1385] (Social Security Act Supplemental Security Income Program) are increased because of an increase in the cost of living, the department shall increase the monetary maximums in (a) of this section by a percentage equal to the percentage increase in benefits under 42 U.S.C. 1381 - 1383, except that the department may not increase the monetary maximums based on an increase in benefits under 42 U.S.C. 1381 - 1383 that

(1) takes effect at any time during the calendar year that begins on January 1, 1994; or

(2) took effect on or before January 1, 1993, and would otherwise be applied by the department to increase monetary maximums in calendar year 1993 [42 U.S.C. 1381 - 1385]."

Renumber the following bill sections accordingly.

Page 2, lines 16 - 30:

Delete all material.

Insert a new bill section to read:

"* Sec. 4. AS 47.25.430(b) is amended to read:

(b) The department shall determine the amount of assistance with regard to the resources and needs of the person and the conditions existing in each case. Assistance shall be in an amount that will provide the applicant with reasonable

subsistence compatible with decency and health in accordance with standards established by the department and with the standards established under 42 U.S.C. 1381 - 1383 [42 U.S.C. 1381 - 1385] (Title XVI, Social Security Act Supplemental Security Income Program). When benefit amounts under 42 U.S.C. 1381 - 1383 [42 U.S.C. 1381 - 1385] are increased as a result of an increase in the cost of living, the state shall pass along the increase to recipients and shall increase the amount of the state contribution to recipients by a percentage of the state contribution equal to the percentage increase in the benefit amounts under 42 U.S.C. 1381 - 1383, except that the department may not increase the amount of the state contribution based on a percentage increase in benefits under 42 U.S.C. 1381 - 1383 that (1) takes effect at any time during the calendar year that begins on January 1, 1994; or (2) took effect in the calendar years that began on January 1, 1991, January 1, 1992, and January 1, 1993 [42 U.S.C. 1381 - 1385]. Direct payments for medical services and remedial care may not be considered in determining the maximum amount payable."

Page 3, line 21:

Delete "47.25.320(d) and"

Delete "are"

Insert "is"

Page 3, line 26:

Delete "1 - 6"

Insert "1 - 7"

Page 3, line 27:

Delete "7"

Insert "8"

Rep. Brian Porter, Chairman

House Judiciary Committee

Date: March 15, 1993

Place: Capitol Room 120

Subject of Meeting: HB 113 Charitable & Telephonic Soliciting; HB 67 Eligibility for Public Assistance

| Please Print Name | Representing | Business/Personal Mailing Address | Zip | (H) Phone | (W) Phone | Do you Want to Testify? | Which Subject/ Which Bill? |
|-------------------|-------------------------------|-----------------------------------|-------|-----------|-----------|--|----------------------------|
| ✓ SHEX 4E Gow | Alaska Women's Lobby / KIDPAC | P.O. Box 22156, Juneau AK | 99802 | | 463-6744 | <input checked="" type="radio"/> Y <input type="radio"/> N | HB 67 |
| | | | | | | <input type="radio"/> Y <input type="radio"/> N | |
| | | | | | | <input type="radio"/> Y <input type="radio"/> N | |
| | | | | | | <input type="radio"/> Y <input type="radio"/> N | |
| | | | | | | <input type="radio"/> Y <input type="radio"/> N | |
| | | | | | | <input type="radio"/> Y <input type="radio"/> N | |
| | | | | | | <input type="radio"/> Y <input type="radio"/> N | |
| | | | | | | <input type="radio"/> Y <input type="radio"/> N | |
| | | | | | | <input type="radio"/> Y <input type="radio"/> N | |
| | | | | | | <input type="radio"/> Y <input type="radio"/> N | |
| | | | | | | <input type="radio"/> Y <input type="radio"/> N | |
| | | | | | | <input type="radio"/> Y <input type="radio"/> N | |

Rep. Brian Porter, Chairman

House Judiciary Committee

Date: March 15, 1993

Place: Capitol Room 120

Subject of Meeting: HB 113 Charitable & Telephonic Soliciting; HB 67 Eligibility for Public Assistance

| Please Print Name | Representing | Business/Personal Mailing Address | Zip | (H) Phone | (W) Phone | Do you Want to Testify? | Which Subject/ Which Bill? |
|-------------------|------------------------------|-----------------------------------|-------|---------------------|-----------|---|----------------------------|
| JAN HANSEN ✓ | DASS / DPA | | | 4 | 465-2680 | <input checked="" type="radio"/> Y <input type="radio"/> N | HB 67 |
| Ellen Northrup ✓ | GLORY HOLE / POOR PEOPLE | #21997 Juneau | 99802 | 784-3423 | 586-4159 | <input checked="" type="radio"/> Y <input type="radio"/> N | HB 67 |
| Cindy Smith ✓ | Network on Domestic Violence | 419 4th St. #116 | 99801 | 63658 | | <input checked="" type="radio"/> Y <input type="radio"/> N | HB 67 |
| TOM SCHAELL ✓ | Catholic Community Ser | 6 th Juneau | 99801 | 782-1621 | 423-3933 | <input checked="" type="radio"/> Y <input type="radio"/> N | HB 67 |
| Margot Knuth | Law-Crim | Box 110300 Juneau | 99811 | | 5-4049 | <input type="radio"/> Y <input checked="" type="radio"/> N ^{If Qs} | HB 113 |
| | | | | | | <input type="radio"/> Y <input type="radio"/> N | |
| | | | | | | <input type="radio"/> Y <input type="radio"/> N | |
| | | | | | | <input type="radio"/> Y <input type="radio"/> N | |
| | | | | | | <input type="radio"/> Y <input type="radio"/> N | |
| | | | | | | <input type="radio"/> Y <input type="radio"/> N | |
| | | | | | | <input type="radio"/> Y <input type="radio"/> N | |
| | | | | | | <input type="radio"/> Y <input type="radio"/> N | |

Rep. Brian Porter, Chairman

House Judiciary Committee

Date:

Place:

Subject of Meeting:

| Please Print Name | Representing | Business/Personal Mailing Address | Zip | (H) Phone | (W) Phone | Do you Want to Testify? | Which Subject/ Which Bill? |
|-------------------|--------------|-----------------------------------|-------|-----------|-----------|--|----------------------------|
| Robert B. James | St. People | 247 S. Franklin St | 99807 | 586-1346 | 586-4158 | <input checked="" type="radio"/> Y <input type="radio"/> N | HB 67 |
| | | | | | | <input type="radio"/> Y <input type="radio"/> N | |
| | | | | | | <input type="radio"/> Y <input type="radio"/> N | |
| | | | | | | <input type="radio"/> Y <input type="radio"/> N | |
| | | | | | | <input type="radio"/> Y <input type="radio"/> N | |
| | | | | | | <input type="radio"/> Y <input type="radio"/> N | |
| | | | | | | <input type="radio"/> Y <input type="radio"/> N | |
| | | | | | | <input type="radio"/> Y <input type="radio"/> N | |
| | | | | | | <input type="radio"/> Y <input type="radio"/> N | |
| | | | | | | <input type="radio"/> Y <input type="radio"/> N | |
| | | | | | | <input type="radio"/> Y <input type="radio"/> N | |
| | | | | | | <input type="radio"/> Y <input type="radio"/> N | |
| | | | | | | <input type="radio"/> Y <input type="radio"/> N | |
| | | | | | | <input type="radio"/> Y <input type="radio"/> N | |
| | | | | | | <input type="radio"/> Y <input type="radio"/> N | |
| | | | | | | <input type="radio"/> Y <input type="radio"/> N | |

THE
FOLLOWING
DOCUMENTS
ARE
POOR
ORIGINAL
COPIES

Haines - on line

~~Ask for testifiers.~~

Sharon Phillips ✓



700-28870
PHILIPS

700-28870
PHILIPS

TELECONFERENCE RECORD
DATE: 03/15/90
TIME: 10:00 AM TO 11:30 AM
PARTICIPANTS: PHILIPS, HAINES

700-28870
PHILIPS

700-28870
PHILIPS



DONNA
PATRICIA
MARY ANN
JACK

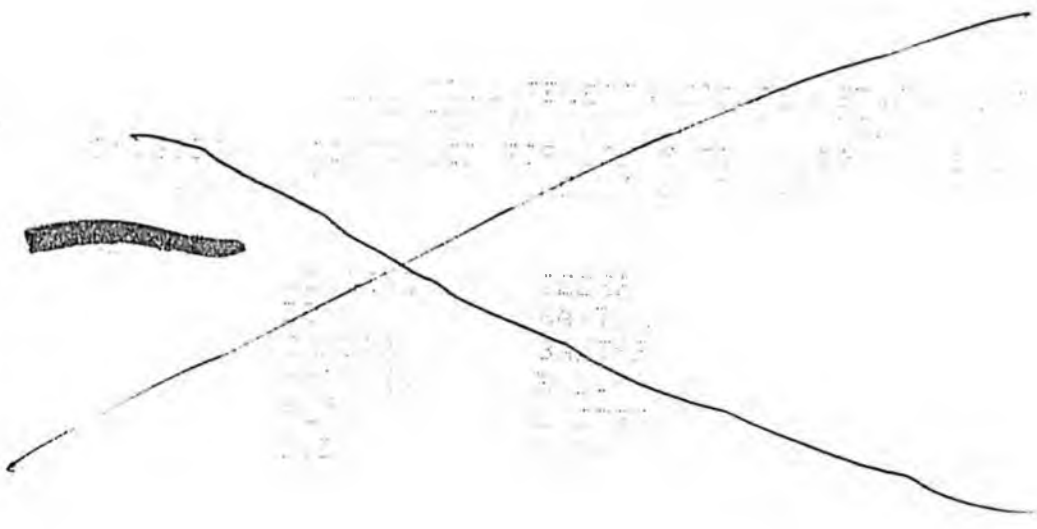
BAXTER ✓
BAXTER ✓
BROWN ✓
BUD ✓
CANNON ✓

left

✓ Robin

Wickham (phon.)

TESTIF
TESTIF
TESTIF
TESTIF
TESTIF
TESTIF



FBX
Sheila Woods ✓

AKC
Angela Salerno

05/13/93
LEGISLATIVE TELETYPE SERVICE SYSTEM
SUFFICIENT TIME FOR PARTICIPATION
FOR 2007 CONGRESS FOR 93 94 95 96 97 98 99
PUBLIC HEARINGS COURT JUDICIARY

LYNNE
SUE
FOR AKC

| | | | | |
|----------|-----------------------|-----------------------|--------------|---------|
| LOCATION | ██████████ | ██████████ | LANAIA-LEE ✓ | TESTIFY |
| NR 67 | | VIAM | EME ✓ | TESTIFY |
| NR 67 | | KATHERINE | BASTEN ✓ | TESTIFY |
| NR 67 | | JUDGE | ██████████ ✓ | TESTIFY |
| NR 67 | | JANE | ██████████ ✓ | TESTIFY |
| NR 67 | | ██████████ | ██████████ | TESTIFY |



✓
✓
✓
✓



✓ statement "Joe Fowler" read
✓
✓



Rep. Brian Porter, Chairman

House Judiciary Committee

Date: March 19, 1993
Place: Capitol Room 120

HB 113 Charitable & Telephonic Soliciting
HB 67 Eligibility for Public Assistance
HB 138 Limited Driver's Licenses (cancelled)

Subject of Meeting: HB 136 Drunk Driving/Breathe Test
HB 137 Parole/Terminally Ill Prisoners

| Please Print Name | Representing | Business/Personal Mailing Address | Zip | (H) Phone | (W) Phone | Do you Want to Testify? | Which Subject/ Which Bill? |
|-------------------|--------------|-----------------------------------|-------|-----------|-----------|-------------------------|---|
| Ruth Gulyas | OAC | PO Box C | 99811 | | 465 3250 | (Y) N | HB 67 |
| Rita Colwin | Parole Board | Box T | 99803 | | 465-3364 | (Y) N | HB 137 |
| Dana LaTour | Corrections | | | | 465-3454 | Y (N) | HB 136 to observe or HB 137 answer questions |
| Margot Knuth | Law - Crim | 110300 | | | 465-4049 | Y ^Q N | HB 136 } questions |
| Juanita Hensley | DPS/DMV | Box 11120 | 99802 | | 465-4335 | Y ^Q N | HB 136 / |
| Jan Hansen | DSS / DPA | | | | 465-2682 | (Y) N | HB 67 |
| | | | | | | Y N | |
| | | | | | | Y N | |
| | | | | | | Y N | |
| | | | | | | Y N | |
| | | | | | | Y N | |
| | | | | | | Y N | |



Alaska State Legislature

Please enter into the record my testimony to the HOUSE JUDICIARY
committee name

committee on HB 67 - Budget, dated 15 March 1993
bill/subject

SURELY I DO UNDERSTAND THE NEED TO CUT THE STATE BUDGET. HOWEVER CUTTING THE BUDGET ON "THEIR" (elders, children, working poor families trying to enter the "mainstream") BACKS INSTEAD OF ON "OURS" IS COWARDLY. "WE", THE ONES WHO, BY THE GRACE OF GOOD FORTUNE HAVE HAD OPPORTUNITIES FOR EDUCATION AND REMUNERATIVE WORK, WE CAN AFFORD TO LOSE SOME OF OUR "PERCS."

CUTS FORCE YOUNG FAMILIES (ESPECIALLY ONE-PARENT HOUSEHOLDS), CHILDREN, THE INFIRM AND DISABLED INTO HEIGHTENED CRISIS SITUATIONS THAT EVENTUALLY MUST BE ADDRESSED AT A GREATER COST TO TAXPAYERS. CUTS TO THE SAFETY NET MERELY BORROW FROM A FUTURE WHEN OUR CHILDREN WILL HAVE TO DEAL WITH THE PROBLEMS THESE CUTS WILL PRODUCE. LISTEN TO THE REAL-LIFE TESTIMONY FROM PERSONS WORKING WITH CITIZENS AT RISK.

THE TRUE "WELFARE" RECIPIENTS ARE THE WEALTHY IN THIS STATE. WHY WAS THE INCOME TAX REPEALED? IT WAS REPEALED BECAUSE WEALTHY WHINERS (AND HOW THEY DO WHINE!!) SAW A CHANCE TO SHIFT THE RESPONSIBILITY OF PAYING FOR THE GOVERNING OF THIS GREAT STATE TO THE BACKS OF THE REAL "SILENT MAJORITY" WHICH IS MADE UP OF HARD-WORKING, LOW-INCOME CITIZENS. IF YOU WANT TO BALANCE THE BUDGET, REINSTATE THE STATE INCOME TAX. SURE, WE DID NOT NEED TO TAX OURSELVES DURING THE HEYDAY OF OIL RECEIPTS. HOWEVER, OIL IS A NON-RENEWABLE RESOURCE. ALL OF US KNEW THE TAX MORATORIUM WAS TEMPORARY. THE INCOME TAX OUGHT TO HAVE BEEN LEFT IN PLACE, AS SEN. BOB ZEIGLER SO WISELY POINTED OUT, TO BE READY FOR THE TIMES THAT ARE NOW UPON US OF SHRINKING OIL REVENUES.

IN SUM, DO NOT BALANCE THE BUDGET ON THE BACKS OF THE POOR AS YOU ARE ATTEMPTING TO DO BY CUTTING THE BOOST THEY NEED TO SURVIVE AND, IN THE CASE OF THE YOUNG POOR, TO MOVE AHEAD. INSTEAD OF CUTTING THE POOR, LET THOSE WHO HAVE BENEFITTED RICHLY FROM ALASKA'S BOUNTY "BRAVELY" SHOULDER THE BURDEN OF RETURNING A SMALL PERCENTAGE OF THEIR WEALTH TO THE STATE IN THE FORM OF A GRADUATED INCOME TAX.

WHY SHOULD PEOPLE ALREADY BELOW THE INCOME GUIDELINE FOR POVERTY LEVEL CONTINUE TO SUPPORT THE RICH? (OVER, FOR A TRUE STORY)

Signed: Candace R. Griffith
Testifier

Representing (Optional)

2509 C St Ave. Ketchikan 99901-5821

Address

(907) 225-5069

Phone No.

HOW AMERICUS, GA INCREASED ITS TAX BASE

AMERICUS, GA LEARNED, TO ITS DELIGHT, THAT WHEN HABITAT FOR HUMANITY (YES, YOU SAW JIMMY CARTER WORKING WITH HABITAT ON TV.) HELPED THE WORKING POOR BUILD WARM, HYGIENIC, ROOMY HOUSES, THE FAMILIES WERE HEALTHIER, HAD MORE ENERGY, OBTAINED TRAINING, GOT OFF PUBLIC ASSISTANCE ROLLS, AND BECAME NEW TAXPAYERS. AMERICUS THRIVES BECAUSE ALL ITS COMMUNITY MEMBERS HAVE OPPORTUNITIES TO BETTER THEIR LOT. WHEN THEY HAVE A SECURE INCOME AND JOB, THEY BECOME "UPWARDLY MOBILE" AND PAY THEIR SHARE OF TAXES TO SUPPORT THE COMMUNITY.

THE KEY TO BALANCING THE BUDGET IS TO PROVIDE REAL HELP TO THE ONES IN NEED SO THAT THEY JOIN THE MAINSTREAM. IT IS A FACT THAT PEOPLE DO NOT STAY ON PUBLIC ASSISTANCE OR AID TO FAMILIES WITH DEPENDENT CHILDREN FOR A LONG TIME. (AFDC AVERAGE IS TWO YEARS, I BELIEVE.) THIS BOOST UP FOR STRUGGLING FAMILIES IS COST EFFECTIVE BECAUSE IT LEADS TO REDUCED BUDGETS FOR ASSISTANCE AFTER THE PERSONS WHO NEEDED THIS BOOST WERE ABLE TO STAND ON THEIR OWN FEET.

IN MY CASE, FAMILY WAS ABLE TO PROVIDE ME WITH AN EDUCATION AND A LOAN TO BUILD A HOME. FOR THOSE WHO HAVE NO SUCH FAMILY SUPPORT, ALL OF US CITIZENS ARE "FAMILY" AND WE HELP THEM IN ORDER TO KEEP THEM FROM BECOMING DESPERATE, ILL, IGNORANT, AND DEPENDENT. IT IS TO OUR LONG-TERM BENEFIT TO OFFER THIS HELPING HAND. LET'S CONTINUE TO DO SO WITH PRIDE.



STATE OF ALASKA
LEGISLATIVE AFFAIRS AGENCY
DIVISION OF PUBLIC SERVICES

DATE: 3/16/93

Please accept the enclosed original(s) of written testimony for the House - Judiciary teleconference hearing that was scheduled on 3/15/93.

A copy of this testimony was transmitted to your committee via fax on 3/15/93.

Thank you,

R. L. Warkshoff

KETCHIKAN LEGISLATIVE INFORMATION OFFICE
352 FRONT STREET
KETCHIKAN, AK 99901
225-9675

HOW AMERICUS, GA INCREASED ITS TAX BASE

AMERICUS, GA LEARNED, TO ITS DELIGHT, THAT WHEN HABITAT FOR HUMANITY (YES, YOU SAW JIMMY CARTER WORKING WITH HABITAT ON TV.) HELPED THE WORKING POOR BUILD WARM, HYGIENIC, ROOMY HOUSES, THE FAMILIES WERE HEALTHIER, HAD MORE ENERGY, OBTAINED TRAINING, GOT OFF PUBLIC ASSISTANCE ROLLS, AND BECAME NEW TAXPAYERS. AMERICUS THRIVES BECAUSE ALL ITS COMMUNITY MEMBERS HAVE OPPORTUNITIES TO BETTER THEIR LOT. WHEN THEY HAVE A SECURE INCOME AND JOB, THEY BECOME "UPWARDLY MOBILE" AND PAY THEIR SHARE OF TAXES TO SUPPORT THE COMMUNITY.

THE KEY TO BALANCING THE BUDGET IS TO PROVIDE REAL HELP TO THE ONES IN NEED SO THAT THEY JOIN THE MAINSTREAM. IT IS A FACT THAT PEOPLE DO NOT STAY ON PUBLIC ASSISTANCE OR AID TO FAMILIES WITH DEPENDENT CHILDREN FOR A LONG TIME. (AFDC AVERAGE IS TWO YEARS, I BELIEVE.) THIS BOOST UP FOR STRUGGLING FAMILIES IS COST EFFECTIVE BECAUSE IT LEADS TO REDUCED BUDGETS FOR ASSISTANCE AFTER THE PERSONS WHO NEEDED THIS BOOST WERE ABLE TO STAND ON THEIR OWN FEET.

IN MY CASE, FAMILY WAS ABLE TO PROVIDE ME WITH AN EDUCATION AND A LOAN TO BUILD A HOME. FOR THOSE WHO HAVE NO SUCH FAMILY SUPPORT, ALL OF US CITIZENS ARE "FAMILY" AND WE HELP THEM IN ORDER TO KEEP THEM FROM BECOMING DESPERATE, ILL, IGNORANT, AND DEPENDENT. IT IS TO OUR LONG-TERM BENEFIT TO OFFER THIS HELPING HAND. LET'S CONTINUE TO DO SO WITH PRIDE.

Mar. 15, 1993

TO: MEMBERS OF THE HOUSE OF REPRESENTATIVES,
STATE OF ALASKA

Dear Representative,

I have been following the progress of House Bill 67, and am a very discouraged and dissapointed person. I have this incredible feeling that NO ONE IS LISTENING - NO ONE CARES, NO ONE THINKS IT CAN HAPPEN TO THEM!!!!!! This Bill concerns budget cuts to the public assistance across the board, including the frail, elderly handicapped persons. If you just stop and think for a moment, you may realize, this can affect someone YOU love, or know. Maybe, YOU. With all the money this State has (and I've lived here a long time), it seems to me budget cuts could be made elsewhere. Folks on public assistance don't get enough to actually live on now---in fact, the lady who keeps explaining this Bill to each committee says it pays 77% of the "poverty level"!!! Well, you can't live on it, and places such as our soup kitchen/homeless shelter take up the slack. But will we be able to do this when many more people get their stipend cut??? PLEASE "Do unto others as you would have done unto you"!!!!!! Use you good common sense and cut some of the places who have overrides, I would start with elections, who seem to be missing a whole lot of revenues! Yes, the budget could be tightened up, but this IS NOT HOW TO DO IT!!! If you want folks WHO ARE ABLE BODIED to get off welfare, then train them in Job programs, and/or make workfare part of the deal, or set limits on how long you can get it. But DON'T HIT THE ELDERLY DISABLED!!! I have been told that you won't even read things like this, but I think you do, and I think you had best pay attention to these folks, who VOTE, even though a lot of folks don't think so, I saw lot's of little "I voted" stickers on folks at The Glory Hole. Let your conscience be your guide.

God Bless You,

Green Nortrup

Executive Director



food ♡ shelter ♡ hospitality



TELECOPY COVER SHEET

Fairbanks Legislative Information Office

Office - (907) 452-4448 Fax - (907) 458-3348
TO: House Qud. Cmte
C/O JUD W/D FAX: ~~~~ PHONE: ~~~~

FROM: Fbx W/D PHONE: 452-4448

INSTRUCTIONS: _____

written comments for H JUD Tele 30379
3/15/93 1-3pm

RECEIVED: Date _____ Time _____

SENT: Date 3/15 Time 4:15pm

DISPOSAL OF ORIGINAL: Discard _____ Hold for Pickup ✓

NUMBER OF PAGES: 7 (Not counting cover sheet)

SENT BY: Omish



Alaska State Legislature

Please enter into the record my testimony to the

Judiciary

committee name

committee on HR 67

, dated 3/15/93

bill/subject

I am POOR MONEY LAST MONEY
FOR FRA CHECKS and I something too say BIG CHECKS
FOR EVERYBODY and my BACK too
my 931 CHECK CENT

"I am poor. Money No less money. FRA checks
and I have something to say. Big checks for
everybody in check accounts"

Signed:

Deodie ANNIE CROUCH

Testifier

Representing (Optional)

805 Airport Way Fbks. AK 99701

Address

452 8901

Phone No.



Alaska State Legislature

Please enter into the record my testimony to the

Judiciary
committee name

committee on HB 67
bill/subject

dated 3/15/93

I oppose my money from being cut.
I Like my money to stay where it is.
I have a hard enough time with bills.
if my money cuts down I dont know
whatt to Do.

thank you

Signed:

John Agimunt
Testifier

Representing (Optional)

805 Airport Way Fairbanks AK 99701
Address

456 8901

Phone No.

H. B. 67 § 50101

3/15/93

Sandra Baxter
213 Dunkel St.
Fairbanks, Alaska, 99701

"TO WHOM IT MAY CONCERN"

I HAD TO MOVE TO ALASKA TO MAKE IT POSSIBLE FOR MY DAUGHTER TO BE ABLE TO QUALIFY FOR G. R. MED (280⁰⁰ DOLLARS A MONTH, TO RECEIVE THE MEDICAL CARE AND OPERATION THAT SHE NEEDED), TO BE ABLE TO GET WELL SO THAT SHE EVENTUALLY WILL BE ABLE TO RETURN TO WORK.

SHE HAS ALWAYS BEEN A HARD WORKER AND IS LOOKING FORWARD TO THE DAY SHE WILL BE ABLE TO RETURN TO WORK, NOT ONLY BECAUSE THERE IS NO WAY THAT SHE CAN LIVE ON 280⁰⁰ DOLLARS A MONTH AND IS GOING FURTHER INTO DEBT EVERY DAY SHE IS HAVING TO RELY ON OTHERS FOR THE ROOF OVER HER HEAD, AND LAST BUT NOT LEAST SHE FINDS THE WELFARE OFFICE A VERY DEPRESSING PLACE.

I WOULD REALLY LIKE TO SEE IT MADE POSSIBLE FOR PEOPLE NOT TO HAVE TO RELY ON WELFARE. IN SOME CASES AND SITUATION THIS IS POSSIBLE, BUT IN THE MAJORITY OF SITUATIONS IT ISN'T.

I'M SORRY, BUT HB 67 IS TOTALLY UNREALISTIC, FOR THE NEEDY, THE ONES WHO HAVE NOWHERE ELSE TO TURN, HB 67 SEC 1, (A) THAT IF IT IS DEEMED SUFFICIENT FOR THE CHILD AND RELATIVE TO BE COMPATIBLE FOR DECENCY AND HEALTH, IT IS A TOTAL FARCE. IT ISN'T THAT NOW AND HOW CAN THEY POSSIBLY SAY THAT BY CUTTING IT MORE THAT IT CAN KEEP THE STANDARDS COMPATIBLE FOR DECENCY AND HEALTH. WE ARE ALL LIVING BELOW THE POVERTY LEVEL NOW.

THE GOVERNOR SHOULD TRY MAKING MORE JOBS AVAILABLE TO THE PEOPLE WHO ARE ABLE TO WORK AND MAKE THEIR SITUATIONS BETTER.

Sincerely
Sandra Baxter

To:

Legislature of Alaska

House of Representatives

Inclusive: HB 67, SB 101

pg 1 of 2

I Donna M. Baxter do hereby contest and oppose HB 67, and SB 101 inclusive. On the grounds that they are inhuman and leave this state open for litzal and malfeasance.

The income loss will be a detriment to local businesses, causing a need to cut down the amount of employees on staff. Thereby creating more unemployed people and less people contributing to the economy.

The direct consequences of HB 67 and SB 101 will be a worse Recession than this state has yet been through.

New Businesses will not apply to this state for business licenses due to the higher percentage of probable failure. Thus creating less employment opportunities.

There was no formal notification given AFDC and A.R.A. Reciefiers -s Allowing no rebutal and denying their basic right to be heard.

Two hundred and eighty dollars a month Interium medical Assistance usually has to go towards Rent because this state will only pay one hundred and twenty dollars a month for G.R. Rental Assistance

A Doctors statement of disability should be enough for qualification of Disability. Stop tying the Doctors hands, when surgery may return someone to work, help those surgeries to proceed.

Solutions to unnecessary overspending:

Stop spending one hundred and eighty six thousand dollars a month on unnecessary paperwork.

Have permanently disabled individuals apply once every six months for All eligible Assistance programs. pending social security.

Have social security pay monthly penalty of Ten percent to the state for not handling social security disabilities in a timely manner.

State support of birth control programs, (clinics) for the needy. Pay the child care units (volunteers) and the cost of living difference for mothers who are working.

Medical Aid Recipients should pay a co-payment of five dollars for doctors visits, and a co-payment of three dollars per prescription.

MAKE Re-education and Job training a priority.

Put someone in charge of public assistance who knows the systems flaws and is willing to implement changes that will result in smaller case loads through time management.

Implement volunteer programs and community service programs

Cut Governor's salary by 25%.

Cut legislative salary by 25%

Allow less entertainment budget expenses.

Regulate travel expenses.

Implement a luxury tax on those whose salary is over \$65,000 thousand a year.

Restructure school systems towards positive work goals and needed skills. Fire teachers who have a majority

of students failing in there classes.

March 15, 1992

To The Legislature of Alaska
House of Representatives
Concerning HB #67 and SB101

Virginia A. Oeser
213 Dunkel St
Fairbanks, AK 99701

I oppose HB #67 and SB101. I am appalled to know that our State and our Governor has the nerve to even consider oppressing our poor in the State of Alaska. ~~As further.~~

Families which receive AFDC will not be encouraged to get off AFDC and return to work to become self supporting. These Bills will instead make their survival harder and their living situations more desperate than they are at present. The Amount paid to them by the State is well below the poverty level now. If these proposed cuts are made many of these families will not be able to find housing. Low income housing in Alaska is very limited and the waiting list are very long. In FNSB, there are 3,014 households below the poverty level yet there are only 648 subsidized rental units available. Therefore most of these low income families will have no affordable housing.

Blind, Disabled, and Elderly should not have to lose their Federal Reimbursement for the time they were eligible for SSI but not yet receiving it. I say this because like myself were I was earning \$10,000 yearly. I am now faced with a disability, poverty and bills for previous obligations. The States interim Medical Program is to provide money for Doctors, Medical facilities and procedures not covered by GR medical. It is not income supplementation. And for people such as myself not even 1 week worth of prior income. I went into debt for medical expenses prior to finding out that I was or maybe eligible for APA- and interim medical. Want to save money?

Try changing some policy practices at the state Public Ass. Office

Thank You
Ms Virginia A. Oeser



Alaska State Legislature

Please enter into the record my testimony to the Judiciary
committee name

committee on 67, dated 3/15/93

bill/subject

^{total:} ~~The elimination of the cost of living allowance would~~
^{or bill/subject} ~~cause ~~total~~ people to be unable to pay rent, food, and~~
~~other expenses for people who earn a "family wage"~~
~~and not be at all the important cuts that~~
~~could cause me some terrible trouble to~~
~~me in housing costs or independence of myself.~~

Thank you!
for your time,

Signed: George Carroll
Testifier

Representing (Optional)

Address

Phone No.

ALASKA PUBLIC ASSISTANCE PARTICIPATION

3/11/93

| DIST TOWN | Persons Receiving AFDC & Food Stamps | Persons Receiving Food Stamps Only | Persons Receiving Adult Public Assistance | Persons Receiving Medicaid Only | TOTAL Persons receiving assistance | TOTAL Community Population | Percent of Total Pop receiving assistance | Unemploy Rate 1990 Census | EST. TOTAL FY 94 CUTS TO AFDC/APA FROM FULL FORMULA (HB 67 & SB 101) |
|---|--------------------------------------|------------------------------------|---|---------------------------------|------------------------------------|----------------------------|---|---------------------------|--|
| 1. Unduplicated Person Count by Community for OCTOBER 1992 | | | | | | | | | |
| 2. AFDC= Aid to Families with Dependent Children | | | | | | | | | |
| 3. Adult Public Assistance = elderly, disabled, & blind | | | | | | | | | |
| 4. Reduction estimates based on average cut per case and expected caseload growth | | | | | | | | | |
| 39 AKIACHAK | 58 | 73 | 36 | 20 | 187 | 481 | 38.9% | 12.7% | \$43,624 |
| 39 AKIAK | 40 | 72 | 15 | 14 | 141 | 287 | 49.1% | 16.0% | \$21,768 |
| 40 AKUTAN | 0 | 0 | 3 | 2 | 5 | 487 | 1.0% | 0.4% | \$1,894 |
| 38 ALAKANUK | 150 | 94 | 33 | 45 | 322 | 559 | 57.6% | 26.8% | \$73,057 |
| 39 ALEKNAGIK | 0 | 1 | 4 | 0 | 5 | 200 | 2.5% | 14.3% | \$2,526 |
| 28 ALEXANDER CREEK | 9 | 0 | 0 | 1 | 10 | 40 | 25.0% | | \$3,411 |
| 36 ALLAKAKET (& ALATNA) | 10 | 45 | 13 | 11 | 79 | 203 | 38.9% | 69.4% | \$12,950 |
| 37 AMBLER | 67 | 32 | 12 | 10 | 121 | 301 | 40.2% | 39.3% | \$27,846 |
| 37 ANAKTUVUK PASS | 2 | 0 | 2 | 10 | 14 | 246 | 5.7% | | \$1,557 |
| 9..25 ANCHORAGE | 13,175 | 3953 | 3,295 | 2738 | 23161 | 240,258 | 9.6% | 7.0% | \$7,223,597 |
| 9..25 EAGLE RIVER | 402 | 102 | 81 | 91 | 676 | | | | \$211,675 |
| 34 ANDERSON | 9 | 10 | 0 | 1 | 20 | 649 | 3.1% | 11.5% | \$4,009 |
| 3 ANGOON | 53 | 25 | 17 | 11 | 106 | 705 | 15.0% | 35.1% | \$20,739 |
| 36 ANIAK | 65 | 35 | 18 | 15 | 133 | 529 | 25.1% | 9.7% | \$32,667 |
| 36 ANVIK | 12 | 11 | 4 | 4 | 31 | 104 | 29.8% | 13.6% | \$6,939 |
| 36 ARCTIC VILLAGE | 23 | 19 | 8 | 3 | 53 | 96 | 55.2% | 12.5% | \$15,420 |
| 40 ATKA | 5 | 3 | 4 | 1 | 13 | 87 | 14.9% | 25.7% | \$4,759 |
| 37 ATQASUK | 3 | 0 | 1 | 2 | 6 | 217 | 2.8% | 29.7% | \$2,255 |
| 39 ATMAUTLUAK | 79 | 46 | 17 | 9 | 151 | 267 | 56.6% | 25.3% | \$37,897 |
| 37 BARROW | 62 | 25 | 34 | 61 | 182 | 3,702 | 4.9% | 11.5% | \$46,953 |
| 36 BEAVER | 17 | 6 | 5 | 5 | 33 | 103 | 32.0% | 22.6% | \$8,803 |
| 39 BETHEL | 287 | 195 | 118 | 52 | 652 | 4,868 | 13.4% | 9.0% | \$182,595 |
| 36 BETTLES (& EVANSVILLE) | 0 | 0 | 1 | 0 | 1 | 66 | 1.5% | | \$631 |
| 28 BIRCH CREEK | 10 | 1 | 1 | 5 | 17 | 42 | 40.5% | | \$4,692 |
| 37 BREVIG MISSION | 46 | 41 | 15 | 10 | 112 | 234 | 47.9% | 35.3% | \$19,443 |
| 37 BUCKLAND | 43 | 91 | 9 | 17 | 160 | 340 | 47.1% | 12.2% | \$17,886 |
| 28 CANTWELL | 0 | 3 | 2 | 0 | 5 | 147 | 3.4% | 34.6% | \$1,263 |
| 36 CHALKYITSIK | 25 | 21 | 4 | 3 | 53 | 90 | 58.8% | 31.3% | \$0,339 |
| 39 CHEFORNAK | 49 | 60 | 26 | 19 | 154 | 330 | 46.7% | 6.2% | \$28,793 |

source of info: Dept of H&SS, Dept of C&RA, Div of Elections, Dept of Labor

**some communities, particularly on the road system, serve as area hubs (catchment areas); % community participation may appear larger as a result of clients from out of town
Communities in italics are listed under borough totals

ALASKA PUBLIC ASSISTANCE PARTICIPATION

3/11/93

| DIST | TOWN | Persons Receiving AFDC & Food Stamps | Persons Receiving Food Stamps Only | Persons Receiving Adult Public Assistance | Persons Receiving Medical Only | TOTAL Persons receiving assistance | TOTAL Community Population | Percent of Total Pop receiving assistance | Unemployment Rate 1990 Census | EST. TOTAL FY 94 CUTS TO AFDC/APA FROM FULL FORMULA (HB 67 & SB 101) |
|--------|------------------------------|--------------------------------------|------------------------------------|---|--------------------------------|------------------------------------|----------------------------|---|-------------------------------|--|
| 35 | CHENEGA | 0 | 4 | | 5 | 9 | 94 | 9.6% | 14.3% | \$0 |
| 38 | CHEVAK | 124 | 169 | 26 | 68 | 387 | 619 | 62.5% | 17.8% | \$59,631 |
| 35 | CHICKALOON | 17 | 7 | 0 | 0 | 24 | 145 | 16.6% | 26.7% | \$5,745 |
| 36 | CHICKEN | 0 | 0 | 1 | 0 | 1 | | | | \$631 |
| 40 | CHIGNIK | 9 | 0 | 3 | 2 | 14 | 177 | 7.9% | 4.2% | \$5,570 |
| 40 | CHIGNIK LAKE | 14 | 9 | 2 | 4 | 29 | 133 | 21.8% | 15.2% | \$6,716 |
| | CHINIAC | 1 | 4 | 0 | 0 | 5 | 69 | 7.2% | 5.1% | \$258 |
| 36 | CHISTOCHINA | 0 | 2 | 2 | | 4 | 60 | 6.7% | 52.0% | \$1,263 |
| 36 | CHITNA | 9 | 5 | 4 | | 18 | 49 | 36.7% | 33.3% | \$5,838 |
| 36 | CHUATHBALUK | 14 | 22 | 4 | 7 | 47 | 129 | 36.4% | 8.6% | \$6,914 |
| 36 | CIRCLE | 42 | 12 | 4 | 5 | 63 | 73 | 86.3% | 36.7% | \$16,461 |
| 39 | CLARK'S POINT | 0 | 3 | 0 | 2 | 5 | 58 | 8.6% | 18.5% | \$0 |
| 34 | CLEAR | 4 | 2 | 0 | 0 | 6 | | | | \$329 |
| 5 | COFFMAN COVE | 4 | 1 | 0 | 1 | 6 | 198 | 3.0% | 14.7% | \$472 |
| 35 | COPPER CENTER | 95 | 39 | 28 | 7 | 169 | 449 | 37.6% | 26.6% | \$57,154 |
| 35 | CORDOVA | 65 | 24 | 31 | 25 | 145 | 2,504 | 5.8% | 3.1% | \$43,819 |
| 5 | CRAIG | 89 | 32 | 10 | 22 | 153 | 1,637 | 9.3% | 8.4% | \$39,600 |
| 36 | CROOKED CREEK | 36 | 18 | 8 | 7 | 69 | 106 | 65.1% | 27.3% | \$16,730 |
| 37 | DEERING | 22 | 39 | 2 | 5 | 68 | 158 | 43.0% | | \$6,198 |
| 35 | DELTA JUNCTION | 155 | 59 | 44 | 46 | 304 | 736 | 41.3% | 8.6% | \$83,869 |
| 39 | DILLINGHAM | 73 | 41 | 32 | 32 | 178 | 2,110 | 8.4% | 6.7% | \$49,918 |
| 37 | DIOMEDE | 20 | 12 | 1 | 16 | 49 | 180 | 27.2% | | \$5,366 |
| 35 | DOT LAKE | 8 | 6 | 8 | 1 | 23 | 70 | 32.9% | 13.6% | \$10,237 |
| 24 | EAGLE | 6 | 11 | 7 | 6 | 30 | 161 | 18.6% | 32.5% | \$6,260 |
| 5 | EDNA BAY | 1 | 0 | 0 | 1 | 2 | 86 | 2.3% | 25.0% | \$1,763 |
| 39 | EEK | 46 | 57 | 20 | 11 | 134 | 284 | 47.2% | 23.9% | \$24,141 |
| 40 | EGEGIK | 0 | 0 | 2 | | 2 | 122 | 1.6% | 24.3% | \$1,263 |
| 40 | EKWOK | 22 | 23 | 8 | 6 | 59 | 78 | 75.6% | 23.5% | \$12,475 |
| 5 | ELFIN COVE | 0 | 0 | 1 | 0 | 1 | 57 | 1.8% | | \$631 |
| 38 | ELIM | 34 | 33 | 11 | 7 | 85 | 267 | 31.8% | 30.0% | \$20,292 |
| 38 | EMMONAK | 134 | 121 | 37 | 52 | 344 | 692 | 49.7% | 34.8% | \$64,963 |
| 29..34 | FAIRBANKS NORTH STAR BOROUGH | 3563 | 1465 | 894 | 889 | 6811 | 79,730 | 8.5% | 10.2% | \$1,971,614 |
| 34 | EILESON AFB | 7 | 38 | 1 | 6 | 52 | 5,251 | 1.0% | 13.0% | \$3,346 |
| 29..31 | FAIRBANKS | 2867 | 972 | 794 | 680 | 5313 | 32,156 | 16.5% | 11.6% | \$1,641,080 |

source of info: Dept of H&SS, Dept of C&RA, Div of Elections, Dept of Labor

**some communities, particularly on the road system, serve as area hubs (catchment areas); % community participation may appear larger as a result of clients from out of town

Communities in Italics are listed under borough totals

ALASKA PUBLIC ASSISTANCE PARTICIPATION

3/11/93

| DIST | TOWN | Persons Receiving AFDC & Food Stamps | Persons Receiving Food Stamps Only | Persons Receiving Adult Public Assistance | Persons Receiving Medicaid Only | TOTAL Persons receiving assistance | TOTAL Community Population | Percent of Total Pop receiving assistance | Unemploy Rate 1990 Census | EST. TOTAL FY 94 CUTS TO AFDC/APA FROM FULL FORMULA (HB 67 & SB 101) |
|--------|---------------------|---|---|--|--|---|----------------------------------|--|------------------------------------|---|
| 29 | ESTER | 2 | 3 | 1 | 2 | 8 | 147 | 5.4% | 11.5% | \$1,752 |
| 33 | FOX | 2 | 2 | 2 | 0 | 6 | 275 | 2.2% | 18.0% | \$2,383 |
| 32 | FT WAINWRIGHT | 18 | 203 | 5 | 8 | 234 | 7,860 | 3.0% | | \$9,328 |
| 33..34 | NORTH POLE (area)** | 615 | 229 | 77 | 175 | 1096 | 1,671 | 65.6% | 10.2% | \$289,420 |
| 34 | SALCHA | 41 | 17 | 13 | 15 | 86 | 354 | 24.3% | 14.5% | \$23,673 |
| 33 | TWO RIVERS | 11 | 1 | 1 | 3 | 16 | 453 | 3.5% | 10.5% | \$4,556 |
| 40 | FALSE PASS | 0 | 0 | 1 | 1 | 2 | 84 | 2.4% | | \$631 |
| 35 | FORT GREELY | 3 | 34 | 0 | 1 | 38 | 1,147 | 3.3% | 14.4% | \$1,579 |
| 36 | FORT YUKON | 100 | 75 | 37 | 21 | 233 | 718 | 32.5% | 27.4% | \$59,966 |
| 38 | FORTUNA LEDGE | 44 | 41 | 13 | 17 | 115 | | | | \$23,284 |
| 35 | GAKONA (AREA)** | 20 | 11 | 10 | | 41 | | | | \$13,877 |
| 36 | GALENA | 16 | 10 | 5 | 8 | 39 | 829 | 4.7% | 9.2% | \$8,560 |
| 38 | GAMBELL | 35 | 71 | 33 | 7 | 146 | 546 | 26.7% | 16.8% | \$35,790 |
| 35 | GLENNALLEN | 32 | 24 | 13 | 16 | 85 | 451 | 18.8% | 4.4% | \$16,267 |
| 38 | GOLOVIN | 20 | 4 | 6 | 3 | 33 | 146 | 22.6% | 15.3% | \$9,235 |
| 39 | GOODNEWS BAY | 38 | 30 | 21 | 23 | 112 | 236 | 47.5% | 3.1% | \$22,686 |
| 36 | GRAYLING | 29 | 34 | 10 | 17 | 90 | 203 | 44.3% | 29.6% | \$18,297 |
| 36 | GULKANA | 1 | 6 | 2 | 1 | 10 | 103 | 9.7% | 27.3% | \$1,356 |
| 5 | GUSTAVUS | 4 | 0 | 0 | 4 | 8 | 258 | 3.1% | 4.6% | \$1,415 |
| 5 | HAINES BOROUGH | 110 | 73 | 39 | 31 | 253 | 2,212 | 11.4% | 7.8% | \$68,242 |
| 34 | HEALY | 5 | 17 | 4 | 7 | 33 | 487 | 6.8% | 3.9% | \$4,852 |
| 5 | HOLLIS | 0 | 0 | 1 | 1 | 2 | 111 | 1.8% | 8.3% | \$631 |
| 36 | HOLY CROSS | 48 | 42 | 10 | 10 | 110 | 273 | 40.3% | 38.6% | \$22,327 |
| 5 | HOONAH | 72 | 34 | 18 | 10 | 134 | 793 | 16.9% | 14.9% | \$34,882 |
| 38 | HOOPER BAY | 306 | 176 | 39 | 39 | 560 | 890 | 62.9% | 41.7% | \$129,542 |
| 36 | HUGHES | 6 | 13 | 5 | 3 | 27 | 66 | 40.9% | 15.4% | \$4,319 |
| 36 | HUSLIA | 18 | 33 | 10 | 5 | 66 | 224 | 29.5% | 38.5% | \$15,534 |
| 5 | HYDABURG | 54 | 19 | 17 | 14 | 104 | 405 | 25.7% | 21.8% | \$21,536 |
| 1 | HYDER | 12 | 6 | 2 | 0 | 20 | 99 | 20.2% | 22.7% | \$4,193 |
| 36 | IGUGIG | 0 | 0 | 1 | 1 | 2 | 33 | 6.1% | | \$631 |
| 36 | ILLIAMNA | 4 | 22 | 8 | 7 | 41 | 94 | 43.6% | | \$7,183 |
| 40 | IVANOFF BAY | 0 | 3 | 0 | | 3 | 35 | 8.6% | | \$0 |
| 3..4 | JUNEAU | 1139 | 395 | 343 | 405 | 2282 | 29,251 | 7.8% | 4.8% | \$628,853 |
| 5 | KAKE | 41 | 47 | 16 | 14 | 118 | 725 | 16.3% | 10.9% | \$29,426 |

source of info: Dept of H&SS, Dept of C&RA, Div of Elections, Dept of Labor

**some communities, particularly on the road system, serve as area hubs (catchment areas); % community participation may appear larger as a result of clients from out of town
Communities in italics are listed under borough totals

ALASKA PUBLIC ASSISTANCE PARTICIPATION

3/11/93

| DIST | TOWN | Persons Receiving AFDC & Food Stamps | Persons Receiving Food Stamps Only | Persons Receiving Adult Public Assistance | Persons Receiving Medicaid Only | TOTAL Persons receiving assistance | TOTAL Community Population | Percent of Total Pop receiving assistance | Unemploy Rate 1990 Census | EST. TOTAL FY 94 CUTS TO AFDC/APA FROM FULL FORMULA (HB 67 & SB 101) |
|------|--------------------------|--------------------------------------|------------------------------------|---|---------------------------------|------------------------------------|----------------------------|---|---------------------------|--|
| 37 | KAKTOVIK | | 0 | 2 | 1 | 3 | 224 | 1.3% | 30.7% | \$1,263 |
| 36 | KALSKAG (LOWER) | 82 | 48 | 22 | 11 | 163 | 299 | 54.5% | | \$45,980 |
| 36 | KALSKAG (UPPER) | 15 | 30 | 11 | 8 | 64 | 173 | 37.0% | | \$15,568 |
| 37 | KALTAG | 25 | 53 | 12 | 23 | 113 | 257 | 44.0% | 24.1% | \$16,687 |
| 6 | KARLUK | 14 | 0 | 3 | 3 | 20 | 71 | 28.2% | 9.1% | \$4,431 |
| 5 | KASAAN | 1 | 0 | 0 | 0 | 1 | 52 | 1.9% | 64.5% | \$932 |
| 39 | KASIGLUK | 138 | 106 | 25 | 25 | 294 | 459 | 64.1% | 34.8% | \$52,546 |
| | KENAI BOROUGH | 2,858 | 1,162 | 683 | 937 | 5,640 | 42,242 | 13.4% | 10.3% | \$1,044,596 |
| 9 | HOPE | 15 | 3 | 2 | 4 | 24 | 161 | 14.9% | 38.4% | \$5,710 |
| 7..9 | KENAI | 610 | 244 | 139 | 201 | 1194 | 6,535 | 18.3% | 12.1% | \$338,328 |
| 7 | ANCHOR POINT | 134 | 51 | 30 | 34 | 249 | 866 | 28.8% | 17.5% | \$64,186 |
| 7 | CLAM GULCH | 14 | 10 | 5 | 4 | 33 | 79 | 41.8% | | \$8,206 |
| 8 | COOPER LANDING | 5 | 2 | 1 | 1 | 9 | 243 | 3.7% | | \$2,963 |
| 6 | ENGLISH BAY | 7 | 4 | 2 | 6 | 19 | | | | \$3,053 |
| 7 | HOMER | 269 | 127 | 97 | 133 | 626 | 3,937 | 15.9% | 7.9% | \$159,842 |
| 7 | KASILOF | 119 | 30 | 13 | 22 | 184 | 383 | 48.0% | 18.4% | \$43,132 |
| 8 | MOOSE PASS | 0 | 1 | 3 | 3 | 7 | 81 | 8.6% | 25.8% | \$1,894 |
| 9 | NIKISKI | 231 | 46 | 18 | 44 | 339 | 2,743 | 12.4% | 14.5% | \$94,287 |
| 9 | NIKISHKA | 0 | 0 | 0 | 0 | 0 | | | | \$0 |
| 7 | NINILCHIK | 27 | 9 | 7 | 5 | 48 | 456 | 10.5% | 24.0% | \$10,941 |
| 6 | PORT GRAHAM | 6 | 1 | 4 | 4 | 15 | 166 | 9.0% | 38.8% | \$5,001 |
| 7 | SELDOVIA | 15 | 9 | 7 | 5 | 36 | 302 | 11.9% | 11.8% | \$9,396 |
| 6 | SEWARD | 180 | 70 | 45 | 57 | 352 | 2,806 | 12.5% | 9.2% | \$89,390 |
| 7 | SOLDOTNA | 569 | 208 | 108 | 197 | 1082 | 3,652 | 29.6% | 8.7% | \$292,602 |
| 36 | TYONEK | 20 | 18 | 5 | 1 | 44 | 154 | 28.6% | 37.7% | \$8,360 |
| 5 | WHALE PASS | 6 | 6 | 0 | 0 | 12 | 75 | 16.0% | 35.7% | \$2,415 |
| 35 | WHITTIER | 15 | 8 | 4 | 1 | 28 | 279 | 10.0% | 8.0% | \$7,418 |
| | KETCHIKAN BOROUGH | 616 | 315 | 193 | 215 | 1,339 | 14,110 | 9.5% | 7.2% | \$374,477 |
| 1 | KETCHIKAN | 568 | 309 | 188 | 214 | 1279 | 8,478 | 15.1% | 8.6% | \$358,481 |
| 1 | SAXMAN | 39 | 5 | 3 | 0 | 47 | 379 | 12.4% | 25.5% | \$11,042 |
| 1 | WARD COVE | 9 | 1 | 2 | 1 | 13 | | | | \$4,955 |
| 37 | KIANA | 74 | 74 | 16 | 19 | 183 | 401 | 45.6% | 27.4% | \$30,190 |
| 40 | KING COVE | 21 | 10 | 1 | 10 | 42 | 871 | 4.8% | 1.8% | \$9,069 |
| 40 | KING SALMON | 3 | 0 | 0 | 0 | 3 | 696 | 0.4% | | \$1,329 |

source of info: Dept of H&SS, Dept of C&RA, Div of Elections, Dept of Labor

**some communities, particularly on the road system, serve as area hubs (catchment areas); % community participation may appear larger as a result of clients from out of town
Communities in Italics are listed under borough totals

ALASKA PUBLIC ASSISTANCE PARTICIPATION

3/11/93

| DIST | TOWN | Persons Receiving AFDC & Food Stamps | Persons Receiving Food Stamps Only | Persons Receiving Adult Public Assistance | Persons Receiving Medicald Only | TOTAL Persons receiving assistance | TOTAL Community Population | Percent of Total Pop receiving assistance | Unemploy Rate 1990 Census | EST. TOTAL FY 94 CUTS TO AFDC/APA FROM FULL FORMULA (HB 67 & SB 101) |
|--------|-----------------------|---|---|--|--|---|----------------------------------|--|------------------------------------|---|
| 39 | KIPNUK | 103 | 120 | 24 | 30 | 277 | 470 | 58.9% | 5.8% | \$47,058 |
| 37 | KIVALINA | 35 | 76 | 16 | 13 | 140 | 327 | 42.8% | 55.6% | \$23,494 |
| 5 | KLAWOCK | 51 | 29 | 9 | 11 | 100 | 758 | 13.2% | 17.3% | \$20,952 |
| 5 | KLUKWAN | 0 | 0 | 0 | 1 | 1 | 129 | 0.8% | 60.4% | \$0 |
| 37 | KOBUK | 19 | 11 | 1 | 2 | 33 | 110 | 30.0% | 35.0% | \$4,702 |
| 6 | KODIAK ISLAND BOROUGH | 403 | 303 | 132 | 192 | 1,030 | 15,535 | 6.6% | 5.3% | \$245,720 |
| 6 | <i>KODIAK</i> | 317 | 214 | 102 | 158 | 791 | 7,229 | 10.9% | 4.4% | \$203,728 |
| 6 | <i>AKHIOK</i> | 9 | 13 | 3 | 3 | 28 | 81 | 34.6% | 18.8% | \$3,996 |
| 6 | <i>LARSEN BAY</i> | 21 | 14 | 3 | 7 | 45 | 149 | 30.2% | 40.0% | \$5,025 |
| 6 | <i>OLD HARBOR</i> | 36 | 15 | 7 | 6 | 64 | 298 | 21.5% | 39.1% | \$13,831 |
| 6 | <i>PORT LIONS</i> | 7 | 30 | 6 | 10 | 53 | 238 | 22.3% | 14.1% | \$8,380 |
| 6 | <i>OZINKIE</i> | 13 | 17 | 11 | 8 | 49 | 216 | 22.7% | 18.9% | \$10,760 |
| 36 | KOKHANOK | 31 | 13 | 5 | 7 | 56 | 152 | 36.8% | 7.7% | \$12,409 |
| 40 | KOLIGANEK | 17 | 34 | 7 | 8 | 66 | 181 | 36.5% | 11.0% | \$9,322 |
| 39 | KONGIGANAK | 57 | 62 | 12 | 17 | 148 | 294 | 50.3% | 16.3% | \$27,105 |
| 38 | KOTLIK | 126 | 89 | 17 | 42 | 274 | 503 | 54.5% | 36.6% | \$44,656 |
| 37 | KOTZEBUE | 176 | 159 | 55 | 57 | 447 | 3,075 | 14.5% | 13.1% | \$95,298 |
| 38 | KOYUK | 70 | 37 | 17 | 11 | 135 | 277 | 48.7% | 37.3% | \$31,012 |
| 36 | KOYUKUK | 7 | 1 | 7 | 9 | 24 | 127 | 18.9% | 27.0% | \$6,894 |
| 39 | KWETHLUK | 111 | 125 | 54 | 34 | 324 | 559 | 58.0% | 11.8% | \$71,015 |
| 39 | KWIGILLINGOK | 35 | 42 | 23 | 14 | 114 | 278 | 41.0% | 9.2% | \$22,921 |
| 40 | LEVELOCK | 10 | 8 | 7 | 6 | 31 | 105 | 29.5% | 20.9% | \$7,338 |
| 36 | LIME VILLAGE | 6 | 3 | 6 | 1 | 16 | 42 | 38.1% | 13.6% | \$6,442 |
| 36 | LIVNGOOD | 3 | 1 | 2 | 0 | 6 | | | | \$2,520 |
| 36 | MANLEY HOT SPRINGS | 19 | 6 | 3 | 3 | 31 | 96 | 32.3% | 12.5% | \$6,734 |
| 39 | MANOKOTAK | 71 | 50 | 8 | 20 | 149 | 404 | 36.9% | 16.1% | \$25,133 |
| | MAT-SU BOROUGH | 3,910 | 1,247 | 507 | 535 | 6,199 | 41,797 | 14.8% | 11.6% | \$1,767,916 |
| 28 | <i>BIG LAKE</i> | 288 | 85 | 18 | 20 | 411 | 1,477 | 27.8% | 12.9% | \$108,923 |
| 28 | <i>HOUSTON</i> | 101 | 34 | 11 | 6 | 152 | 815 | 18.7% | 15.4% | \$49,133 |
| 26..28 | <i>PALMER</i> | 1022 | 342 | 179 | 194 | 1737 | 3,039 | 57.2% | 16.7% | \$495,544 |
| 28 | <i>SKWENTNA</i> | 37 | 13 | 0 | 3 | 53 | 85 | 62.4% | | \$11,995 |
| 35 | <i>SUTTON</i> | 60 | 16 | 10 | 7 | 93 | 308 | 30.2% | 17.2% | \$27,989 |
| 28 | <i>TALKEETNA</i> | 81 | 28 | 11 | 10 | 130 | 250 | 52.0% | 10.1% | \$40,416 |
| 28 | <i>TRAPPERS CREEK</i> | 38 | 29 | 3 | 4 | 74 | 296 | 25.0% | 30.3% | \$16,985 |

source of info: Dept of H&SS, Dept of C&RA, Div of Elections, Dept of Labor

**some communities, particularly on the road system, serve as area hubs (catchment areas); % community participation may appear larger as a result of clients from out of town
Communities in Italics are listed under borough totals

ALASKA PUBLIC ASSISTANCE PARTICIPATION

3/11/93

| DIST | TOWN | Persons Receiving AFDC & Food Stamps | Persons Receiving Food Stamps Only | Persons Receiving Adult Public Assistance | Persons Receiving Medicaid Only | TOTAL Persons receiving assistance | TOTAL Community Population | Percent of Total Pop receiving assistance | Unemploy Rate 1990 Census | EST. TOTAL FY 94 CUTS TO AFDC/APA FROM FULL FORMULA (HB 67 & SB 101) |
|--------|------------------|---|---|--|--|---|----------------------------------|--|------------------------------------|---|
| 27..28 | WASILLA (area)** | 2145 | 636 | 263 | 281 | 3325 | 4,124 | 80.6% | 11.1% | \$960,026 |
| 28 | WILLOW (area)** | 138 | 64 | 12 | 10 | 224 | 285 | 78.6% | | \$56,905 |
| 36 | MCGRATH | 20 | 3 | 6 | 10 | 39 | 531 | 7.3% | 9.9% | \$9,737 |
| 38 | MEKORYUK | 24 | 40 | 17 | 6 | 87 | 206 | 42.2% | 16.7% | \$19,371 |
| 36 | MENTASTA LAKE | 29 | 6 | 2 | 3 | 40 | 96 | 41.7% | 18.8% | \$10,085 |
| 5 | METLAKATLA | 193 | 41 | 21 | 34 | 289 | 1,564 | 18.5% | 20.6% | \$83,221 |
| 2 | MEYERSCHUCK | 0 | 5 | 0 | 1 | 6 | 37 | 16.2% | | \$0 |
| 36 | MINTO | 42 | 36 | 26 | 6 | 110 | 218 | 50.5% | 60.3% | \$35,921 |
| 38 | MT VILLAGE | 167 | 105 | 31 | 38 | 341 | 727 | 46.9% | 36.7% | \$76,652 |
| 40 | NAKNEK | 11 | 0 | 2 | 5 | 18 | 575 | 3.1% | 3.9% | \$5,106 |
| 39 | NAPAKIAK | 69 | 44 | 28 | 14 | 155 | 323 | 48.0% | 33.3% | \$40,047 |
| 39 | NAPASKIAK | 53 | 73 | 21 | 21 | 168 | 362 | 46.4% | 22.7% | \$29,162 |
| 34 | NENANA | 77 | 40 | 21 | 18 | 156 | 504 | 31.0% | 17.5% | \$42,054 |
| 40 | NEW STUYAHOK | 83 | 23 | 16 | 8 | 130 | 396 | 32.8% | 17.7% | \$44,464 |
| 36 | NEWHALEN | 6 | 0 | 0 | 0 | 6 | 161 | 3.7% | 5.5% | \$1,619 |
| 38 | NEWTOK | 55 | 84 | 9 | 20 | 168 | 213 | 78.9% | 25.9% | \$23,927 |
| 38 | NIGHTMUTE | 38 | 16 | 10 | 4 | 68 | 178 | 38.2% | 26.9% | \$17,199 |
| 36 | NIKOLAI | 11 | 10 | 6 | 6 | 33 | 107 | 30.8% | 35.5% | \$9,041 |
| 40 | NIKOLSKI | 4 | 0 | 5 | 1 | 10 | 35 | 28.6% | | \$4,631 |
| 37 | NOATAK | 36 | 42 | 13 | 5 | 96 | 333 | 28.8% | 45.1% | \$17,070 |
| 38 | NOME | 124 | 130 | 78 | 32 | 364 | 4,559 | 8.0% | 11.0% | \$109,130 |
| 36 | NONDALTON | 72 | 13 | 14 | 3 | 102 | 212 | 48.1% | 42.6% | \$33,887 |
| 37 | NOORVIK | 95 | 105 | 14 | 20 | 234 | 520 | 45.0% | 17.5% | \$37,611 |
| 36 | NORTHWAY | 48 | 25 | 20 | 10 | 103 | 324 | 31.8% | 26.0% | \$32,592 |
| 37 | NUQSUT | 8 | 0 | 1 | 6 | 15 | 391 | 3.8% | 33.1% | \$4,166 |
| 36 | NULATO | 31 | 57 | 16 | 26 | 130 | 364 | 35.7% | 25.7% | \$23,044 |
| 39 | NUNAPITCHUK | 88 | 88 | 21 | 20 | 217 | 475 | 45.7% | 12.3% | \$39,054 |
| 39 | OSCARVILLE | 0 | 3 | 3 | 0 | 6 | 57 | 10.5% | | \$1,894 |
| 40 | PEDRO BAY | 9 | 4 | 0 | 3 | 16 | 42 | 38.1% | | \$674 |
| 5 | PELICAN | 7 | 0 | 0 | 0 | 7 | 265 | 2.6% | 3.4% | \$3,392 |
| 40 | PERRYVILLE | 11 | 2 | 1 | 1 | 15 | 108 | 13.9% | 13.6% | \$5,437 |
| 2 | PETERSBURG | 106 | 34 | 18 | 50 | 208 | 3,680 | 5.7% | 4.2% | \$49,968 |
| 40 | PILOT POINT | 5 | 5 | 2 | 4 | 16 | 97 | 16.5% | | \$5,177 |
| 38 | PILOT STATION | 93 | 137 | 25 | 51 | 306 | 470 | 65.1% | 35.1% | \$50,356 |

source of info: Dept of H&SS, Dept of C&RA, Div of Elections, Dept of Labor

**some communities, particularly on the road system, serve as area hubs (catchment areas); % community participation may appear larger as a result of clients from out of town
Communities in Italics are listed under borough totals

ALASKA PUBLIC ASSISTANCE PARTICIPATION

3/11/93

| DIST | TOWN | Persons Receiving AFDC & Food Stamps | Persons Receiving Food Stamps Only | Persons Receiving Adult Public Assistance | Persons Receiving Medicaid Only | TOTAL Persons receiving assistance | TOTAL Community Population | Percent of Total Pop receiving assistance | Unemploy Rate 1990 Census | EST. TOTAL FY 94 CUTS TO AFDC/A.P.A. FROM FULL FORMULA (HB 67 & SB 101) |
|------|-----------------|---|---|--|--|---|----------------------------------|--|------------------------------------|--|
| 38 | PITKA'S POINT | 14 | 8 | 6 | 3 | 31 | 133 | 23.0% | 5.1% | \$9,632 |
| 39 | PLATINUM | 0 | 2 | 2 | 3 | 7 | 54 | 13.0% | 8.0% | \$1,263 |
| 5 | POINT BAKER | 2 | 5 | 6 | 2 | 15 | 39 | 38.5% | | \$5,714 |
| 37 | POINT HOPE | 12 | 6 | 14 | 4 | 36 | 680 | 5.3% | 23.4% | \$15,356 |
| 37 | POINT LAY | 0 | 0 | 2 | 3 | 5 | 139 | 3.6% | 11.5% | \$1,263 |
| 5 | PORT ALEXANDER | 7 | 3 | 1 | 2 | 13 | 119 | 10.9% | 11.5% | \$2,277 |
| 40 | PORT HEIDEN | 10 | 7 | 4 | 3 | 24 | 126 | 19.0% | 22.0% | \$6,037 |
| 5 | PORT PROTECTION | 0 | 2 | 0 | 0 | 2 | 62 | 3.2% | 75.0% | \$0 |
| 39 | QUINHAGAK | 96 | 46 | 37 | 20 | 199 | 501 | 39.7% | 5.9% | \$54,313 |
| 36 | RAMPART | 0 | 17 | 2 | 8 | 27 | 68 | 39.7% | 78.8% | \$1,263 |
| 36 | RED DEVIL | 5 | 4 | 1 | 1 | 11 | 53 | 20.8% | 14.3% | \$2,371 |
| 36 | RUBY | 33 | 25 | 6 | 10 | 74 | 207 | 35.7% | 12.8% | \$16,278 |
| 38 | RUSSIAN MISSION | 76 | 41 | 20 | 18 | 155 | 266 | 58.3% | 21.0% | \$32,554 |
| 40 | SAND POINT | 4 | 3 | 2 | 8 | 17 | 1,073 | 1.6% | 2.9% | \$5,199 |
| 38 | SAVOONGA | 52 | 141 | 22 | 21 | 236 | 545 | 43.3% | 14.7% | \$37,802 |
| 38 | SCAMMON BAY | 105 | 54 | 17 | 14 | 190 | 360 | 52.8% | 18.4% | \$49,745 |
| 37 | SELAWIK | 152 | 116 | 29 | 29 | 326 | 597 | 54.6% | 31.3% | \$62,933 |
| 36 | SHAGELUK | 46 | 23 | 8 | 12 | 89 | 144 | 61.8% | 22.9% | \$17,713 |
| 38 | SHAKTOOLIK | 4 | 10 | 9 | 2 | 25 | 212 | 11.8% | 31.9% | \$8,450 |
| 38 | SHELDON POINT | 29 | 22 | 3 | 14 | 68 | 103 | 66.0% | 13.0% | \$11,368 |
| 37 | SHISHMAREF | 42 | 105 | 23 | 29 | 199 | 466 | 42.7% | 18.0% | \$28,501 |
| 37 | SHUNGNAL | 38 | 25 | 8 | 14 | 85 | 224 | 37.9% | 14.0% | \$19,539 |
| 2 | SITKA | 265 | 112 | 97 | 86 | 560 | 8,815 | 6.4% | 6.7% | \$173,405 |
| 5 | SKAGWAY | 9 | 0 | 3 | 11 | 23 | 735 | 3.1% | 10.6% | \$4,182 |
| 35 | SLANA | 30 | 22 | 7 | 0 | 59 | 63 | 93.7% | 44.4% | \$15,270 |
| 36 | SLEETMUTE | 30 | 27 | 8 | 5 | 70 | 106 | 66.0% | 12.9% | \$20,715 |
| 40 | SOUTH NAKNEK | 3 | 3 | 0 | 1 | 7 | 136 | 5.1% | 27.5% | \$1,329 |
| 38 | ST MARYS | 60 | 52 | 21 | 28 | 161 | 477 | 33.8% | 19.2% | \$33,754 |
| 38 | ST MICHAEL | 81 | 49 | 12 | 16 | 158 | 324 | 48.8% | 22.8% | \$27,391 |
| 40 | ST PAUL ISLAND | 23 | 8 | 7 | 3 | 41 | 771 | 5.3% | 10.8% | \$12,736 |
| 38 | STEBBINS | 109 | 106 | 23 | 25 | 263 | 442 | 59.5% | 39.2% | \$43,395 |
| 8 | STERLING | 122 | 25 | 15 | 18 | 180 | 3,802 | 4.7% | 7.4% | \$50,820 |
| 36 | STEVENS VILLAGE | 5 | 9 | 8 | 5 | 27 | 102 | 26.5% | 43.3% | \$6,708 |
| 36 | STONY RIVER | 2 | 10 | 2 | 2 | 16 | 51 | 31.4% | 26.7% | \$2,445 |

source of info: Dept of H&SS, Dept of C&RA, Div of Elections, Dept of Labor

**some communities, particularly on the road system, serve as area hubs (catchment areas); % community participation may appear larger as a result of clients from out of town
Communities in italics are listed under borough totals

ALASKA PUBLIC ASSISTANCE PARTICIPATION

3/11/93

| DIST | TOWN | Persons Receiving AFDC & Food Stamps | Persons Receiving Food Stamps Only | Persons Receiving Adult Public Assistance | Persons Receiving Medicaid Only | TOTAL Persons receiving assistance | TOTAL Community Population | Percent of Total Pop receiving assistance | Unemploy Rate 1990 Census | EST. TOTAL FY 94 CUTS TO AFDC/APA FROM FULL FORMULA (HB 67 & SB 101) |
|------|----------------|---|---|--|--|---|----------------------------------|--|------------------------------------|---|
| 40 | ST. GEORGE | 3 | 0 | 1 | 2 | 6 | 287 | 2.1% | 14.9% | \$2,062 |
| 36 | TAKOTNA | 0 | 4 | 2 | 5 | 11 | 38 | 28.9% | | \$1,263 |
| 36 | TANACROSS | 17 | 1 | 11 | 1 | 30 | 106 | 28.3% | 35.4% | \$12,550 |
| 36 | TANANA | 22 | 38 | 20 | 17 | 97 | 407 | 23.8% | 21.8% | \$20,165 |
| 35 | TATITLEK | 8 | 7 | 1 | 3 | 19 | 119 | 16.0% | | \$4,581 |
| 37 | TELLER | 18 | 27 | 17 | 4 | 66 | 254 | 26.0% | 3.3% | \$16,132 |
| 5 | TENAKEE | 1 | 3 | 4 | 1 | 9 | 106 | 8.5% | 20.0% | \$2,991 |
| 36 | TETLIN | 21 | 26 | 16 | 5 | 75 | 87 | 86.2% | 25.0% | \$18,511 |
| 5 | THORNE BAY | 35 | 19 | 6 | 4 | 64 | 637 | 10.0% | 18.6% | \$15,948 |
| 39 | TOGIAK | 107 | 33 | 42 | 28 | 210 | 738 | 28.5% | 23.1% | \$58,810 |
| 35 | TOK | 97 | 50 | 5 | 18 | 170 | 935 | 18.2% | 20.3% | \$35,961 |
| 38 | TOOKSOOK BAY | 60 | 90 | 20 | 37 | 207 | 449 | 46.1% | 25.5% | \$35,378 |
| 36 | TULUKSAK | 91 | 81 | 22 | 22 | 216 | 333 | 64.9% | 2.5% | \$45,573 |
| 39 | TUNTUTULIAK | 104 | 54 | 20 | 15 | 193 | 300 | 64.3% | 6.4% | \$46,977 |
| 38 | TUNUNAK | 81 | 41 | 21 | 21 | 164 | 371 | 44.2% | 14.0% | \$37,269 |
| 39 | TWIN HILLS | 2 | 0 | 4 | 0 | 6 | 66 | 9.1% | 25.0% | \$3,711 |
| 38 | UNALAKLEET | 47 | 41 | 17 | 10 | 115 | 732 | 15.7% | 19.2% | \$26,833 |
| 40 | UNALASKA | 6 | 4 | 10 | 2 | 22 | 3,825 | 0.6% | 1.0% | \$10,229 |
| 35 | VALDEZ | 99 | 39 | 23 | 77 | 238 | 4,360 | 5.5% | 8.8% | \$58,782 |
| 36 | VENETIE | 59 | 38 | 22 | 11 | 130 | 182 | 71.4% | 37.5% | \$34,347 |
| 37 | WAINWRIGHT | 5 | 28 | 17 | 3 | 53 | 536 | 9.9% | 10.2% | \$15,276 |
| 37 | WALES | 3 | 25 | 8 | 7 | 43 | 147 | 29.3% | 19.3% | \$6,704 |
| 38 | WHITE MOUNTAIN | 15 | 15 | 9 | 7 | 46 | 182 | 25.3% | 36.4% | \$11,758 |
| 36 | WISEMAN | 1 | 1 | 0 | 3 | 5 | 33 | 15.2% | | \$711 |
| 2 | WRANGELL | 105 | 48 | 48 | 45 | 246 | 2,539 | 9.7% | 9.0% | \$78,969 |
| 5 | YAKUTAT | 21 | 0 | 17 | 10 | 48 | 729 | 6.6% | 11.8% | \$19,180 |

source of info: Dept of H&SS, Dept of C&RA, Div of Elections, Dept of Labor

**some communities, particularly on the road system, serve as area hubs (catchment areas); % community participation may appear larger as a result of clients from out of town
Communities in Italics are listed under borough totals

FISCAL NOTE

STATE OF ALASKA
1993 LEGISLATIVE SESSION

BILL NO. CSHB 67 (House HESS)

Revision Date: _____ Dept. Affected: Health and Social Services
 Title: An Act relating to eligibility for and BRU: Assistance Payments BRU
payments of Public Assistance. Section 5 Component: Adult Public Assistance (APA)
 Sponsor: House Rules
 Requestor: Governor COMPONENT SERIAL NO. 0222

Expenditures/Revenues:

(Thousands of Dollars)

| OPERATING | FY94 | FY95 | FY96 | FY97 | FY98 | FY99 |
|------------------------|------------|------------|------------|------------|------------|------------|
| PERSONAL SERVICES | 0.0 | 0.0 | 0.0 | 0.0 | 0.0 | 0.0 |
| TRAVEL | 0.0 | 0.0 | 0.0 | 0.0 | 0.0 | 0.0 |
| CONTRACTUAL | 0.0 | 0.0 | 0.0 | 0.0 | 0.0 | 0.0 |
| SUPPLIES | 0.0 | 0.0 | 0.0 | 0.0 | 0.0 | 0.0 |
| EQUIPMENT | 0.0 | 0.0 | 0.0 | 0.0 | 0.0 | 0.0 |
| LAND & STRUCTURES | 0.0 | 0.0 | 0.0 | 0.0 | 0.0 | 0.0 |
| GRANTS, CLAIMS | 0.0 | 0.0 | 0.0 | 0.0 | 0.0 | 0.0 |
| MISCELLANEOUS | 0.0 | 0.0 | 0.0 | 0.0 | 0.0 | 0.0 |
| TOTAL OPERATING | 0.0 | 0.0 | 0.0 | 0.0 | 0.0 | 0.0 |

| | | | | | | |
|---------|-----|-----|-----|-----|-----|-----|
| CAPITAL | 0.0 | 0.0 | 0.0 | 0.0 | 0.0 | 0.0 |
|---------|-----|-----|-----|-----|-----|-----|

| | | | | | | |
|---------------------|---|---|---|---|---|---|
| REVENUE FUND SOURCE | 0 | 0 | 0 | 0 | 0 | 0 |
|---------------------|---|---|---|---|---|---|

FUNDING:

(Thousands of Dollars)

| | | | | | | |
|--------------------------|------------|------------|------------|------------|------------|------------|
| 1002 Federal Receipts | 434.0 | 1,016.3 | 1,076.1 | 1,135.9 | 1,195.7 | 1,255.5 |
| 1003 GF Match | 0.0 | 0.0 | 0.0 | 0.0 | 0.0 | 0.0 |
| 1004 GF | (434.0) | (1,016.3) | (1,076.1) | (1,135.9) | (1,195.7) | (1,255.5) |
| 1005 GF/Program Receipts | 0.0 | 0.0 | 0.0 | 0.0 | 0.0 | 0.0 |
| 1006 GF/MHTIA | 0.0 | 0.0 | 0.0 | 0.0 | 0.0 | 0.0 |
| Other | 0.0 | 0.0 | 0.0 | 0.0 | 0.0 | 0.0 |
| TOTAL | 0.0 | 0.0 | 0.0 | 0.0 | 0.0 | 0.0 |

POSITIONS:

| | | | | | | |
|-----------|---|---|---|---|---|---|
| FULL-TIME | 0 | 0 | 0 | 0 | 0 | 0 |
| PART-TIME | 0 | 0 | 0 | 0 | 0 | 0 |
| TEMPORARY | 0 | 0 | 0 | 0 | 0 | 0 |

Estimate of current year (FY93) impact: None

ANALYSIS: (Attach a separate page if necessary)

IMPLEMENT INTERIM ASSISTANCE REIMBURSEMENT

Enact Interim Assistance Reimbursement that recovers state Interim Assistance benefits from the retroactive SSI benefits of applicants found eligible for SSI.

The FY94 GF savings is included in the FY94 Gov Budget. DO NOT Duplicate Reduction.

Prepared by: Jan L. Hansen, Director *Jan Hansen*
 Division: Director of Public Assistance

Phone: 465-2680
 Date: 3/9/93

Approved by Commissioner: Theodore A. Mala, MD, MPH *Theodore A. Mala*
 Agency: Department of Health & Social Services

Date: 3/12/93

PREPARER TO PROVIDE ALL DISTRIBUTION COPIES TO GOVERNOR'S LEGISLATIVE OFFICE
 For further distribution information call the Governor's Legislative Office

ANALYSIS (cont.):

Enact Interim Assistance Reimbursement and Eliminate Retroactive APA Payments to Interim Assistance Recipients After SSI Application Approved.

State statute AS 47.25.455 requires the State to pay \$280 per month to persons eligible under this statute while the Social Security Administration is processing their disability applications. SSI regulations allow states to be reimbursed for their Interim Assistance costs out of the retroactive SSI entitlements of applicants who are ultimately found eligible for federal SSI benefits.

Because of concerns that disability assistance can be easily abused, the process of proving or disproving disability for Social Security purposes has gradually become lengthy and complex. Concerns that people may need help badly while that process is allowed to unfold led to Alaska's enactment of Interim Assistance for APA Aid to the Disabled applicants who are awaiting a disability determination by the Social Security Administration. Although a high proportion (about 60%) of all Disability applicants are ultimately determined to be not legally disabled, an Alaska Supreme Court decision (Moore v. Beirne) determined that AS 47.25.455 requires that the state continue interim assistance until all Social Security administrative processes are complete and all administrative appeal rights have been exhausted.

Under existing state law, Alaska applicants for Adult Public Assistance receive Interim Assistance for an average of 8.8 months before a decision is made on their eligibility for SSI benefits. The Interim Assistance case is converted retroactively to Adult Public Assistance, effective with the date of APA application, after the SSI decision is made. Interim Assistance recipients receive \$280 in Interim Assistance. The proposed change does not eliminate any monthly assistance payments to recipients; it simply recovers Interim Assistance by reducing retroactive windfall payments.

The proposed changes to AS 47.25.455 would enable DHSS to effectively recover Interim Assistance benefits from the retroactive SSI benefits of APA applicants who are found eligible for SSI. APA applicants would be required to agree to have their retroactive SSI benefits paid to DHSS to reimburse the state for the Interim Assistance they would receive. There would be no retroactive entitlement to regular APA benefits.

\$280 of the monthly retroactive SSI benefit would be collected by DHSS, and the remaining \$154 in retroactive SSI would be paid to the client.

| | <u>FY94</u> | <u>FY95</u> | <u>FY96</u> | <u>FY97</u> | <u>FY98</u> | <u>FY99</u> |
|------------------------------|--------------|---------------|---------------|---------------|---------------|---------------|
| Cases per month | 32 | 34 | 36 | 38 | 40 | 42 |
| Average Reimbursement Amount | \$1130.20 | \$2491 | \$2491 | \$2491 | \$2491 | \$2491 |
| TOTAL | 434.0 | 1016.3 | 1076.1 | 1135.9 | 1195.7 | 1255.5 |

The FY94 reduction is included in the FY94 agency budget request. Do not duplicate reduction.

FISCAL NOTE

STATE OF ALASKA
1993 LEGISLATIVE SESSION

BILL NO. CSHB 67 (House HESS)

Revision Date: _____ Dept. Affected: Health and Social Services
 Title: An Act relating to eligibility for and BRU: Assistance Payments BRU
payments of Public Assistance. Section 3,4 Component: Adult Public Assistance (APA)
 Sponsor: House Rules
 Requestor: Governor COMPONENT SERIAL NO. 0222

Expenditures/Revenues:

(Thousands of Dollars)

| OPERATING | FY94 | FY95 | FY96 | FY97 | FY98 | FY99 |
|------------------------|------------------|------------------|------------------|------------------|------------------|------------------|
| PERSONAL SERVICES | 0.0 | 0.0 | 0.0 | 0.0 | 0.0 | 0.0 |
| TRAVEL | 0.0 | 0.0 | 0.0 | 0.0 | 0.0 | 0.0 |
| CONTRACTUAL | 0.0 | 0.0 | 0.0 | 0.0 | 0.0 | 0.0 |
| SUPPLIES | 0.0 | 0.0 | 0.0 | 0.0 | 0.0 | 0.0 |
| EQUIPMENT | 0.0 | 0.0 | 0.0 | 0.0 | 0.0 | 0.0 |
| LAND & STRUCTURES | 0.0 | 0.0 | 0.0 | 0.0 | 0.0 | 0.0 |
| GRANTS, CLAIMS | (4,051.9) | (4,247.7) | (4,460.2) | (4,683.3) | (4,917.4) | (5,163.4) |
| MISCELLANEOUS | 0.0 | 0.0 | 0.0 | 0.0 | 0.0 | 0.0 |
| TOTAL OPERATING | (4,051.9) | (4,247.7) | (4,460.2) | (4,683.3) | (4,917.4) | (5,163.4) |

| | | | | | | |
|---------|-----|-----|-----|-----|-----|-----|
| CAPITAL | 0.0 | 0.0 | 0.0 | 0.0 | 0.0 | 0.0 |
|---------|-----|-----|-----|-----|-----|-----|

| | | | | | | |
|---------------------|---|---|---|---|---|---|
| REVENUE FUND SOURCE | 0 | 0 | 0 | 0 | 0 | 0 |
|---------------------|---|---|---|---|---|---|

FUNDING:

(Thousands of Dollars)

| | | | | | | |
|--------------------------|------------------|------------------|------------------|------------------|------------------|------------------|
| 1002 Federal Receipts | 0.0 | 0.0 | 0.0 | 0.0 | 0.0 | 0.0 |
| 1003 GF Match | 0.0 | 0.0 | 0.0 | 0.0 | 0.0 | 0.0 |
| 1004 GF | (3,815.6) | (4,001.0) | (4,202.0) | (4,412.0) | (4,632.0) | (4,864.0) |
| 1005 GF/Program Receipts | 0.0 | 0.0 | 0.0 | 0.0 | 0.0 | 0.0 |
| 1006 GF/MHTIA | 0.0 | 0.0 | 0.0 | 0.0 | 0.0 | 0.0 |
| Other | (236.3) | (246.7) | (258.2) | (271.3) | (285.4) | (299.4) |
| TOTAL | (4,051.9) | (4,247.7) | (4,460.2) | (4,683.3) | (4,917.4) | (5,163.4) |

POSITIONS:

| | | | | | | |
|-----------|---|---|---|---|---|---|
| FULL-TIME | 0 | 0 | 0 | 0 | 0 | 0 |
| PART-TIME | 0 | 0 | 0 | 0 | 0 | 0 |
| TEMPORARY | 0 | 0 | 0 | 0 | 0 | 0 |

Estimate of current year (FY93) impact: None

ANALYSIS: (Attach a separate page if necessary)

IMPLEMENT RATABLE REDUCTION

Formula APA program savings from a ratable reduction in APA payment level.

The FY94 reduction is included in the FY94 Gov Budget. DO NOT Duplicate Reduction.

Prepared by: Jan L. Hansen, Director
 Division: Division of Public Assistance

Phone: 465-2680

Date: 3/9/93

Approved by Commissioner: Theodore A. Mala, MD, MPH

Agency: Department of Health & Social Services

Date: 3/12/93

PREPARER TO PROVIDE ALL DISTRIBUTION COPIES TO GOVERNOR'S LEGISLATIVE OFFICE
 For further distribution information call the Governor's Legislative Office

ANALYSIS (cont.):Ratable Reduction in APA Payment Level**Adult Public Assistance (APA)**

Federal rules require, as a condition of federal Medicaid funding, APA payment levels at least as high as those in effect for March 1983 or maintenance of total program expenditures for the immediately preceding year. A reduction to the 1990 APA maximum payment level would result in an average payment reduction per client of approximately \$37 for each month of FY94. Ratable reductions are the single most effective method of immediately reducing program costs. They equitably distribute benefit reductions across the caseload, rather than impact specific groups.

Food Stamp benefit increases will partially offset decreases in cash benefits.

In FY94, the maximum state supplemental payment for an APA individual living independently is \$384. A ratable reduction to the 1990 payment level would reduce the state payment to an individual APA client by \$43 each month. The APA payment is currently 111% of poverty and would be reduced to 104% of poverty. The APA formula reduction from the ratable is 3.8 million GF.

Assumptions used in fiscal note calculation:

1. APA program caseloads increase at an average annual rate of 5%.
2. The ratable reduction to APA maximum payment levels is to 1990 levels. This rolls back COLA increases of 3.0% (January 1, 1993) 3.7% (January 1, 1992) and 5.4% (January 1, 1991).
3. The adjustment in payments is effective July 1, 1993.

Adult Public Assistance payment levels are set in regulation at 7 AAC 40.310, as authorized by AS 47.25.430(b). These benefit levels vary according to the composition of the household and the type of living arrangement. Current statute at AS 47.25.430(b), provides for COLA adjustments at the same percentage as the SSI program. APA payments are funded with 100 percent General Fund monies.

The APA program is essentially supplemental to federal Social Security and SSI benefits; APA applicants are required to apply for payments from the Social Security Administration, and nearly all APA recipients receive federal payments which are subtracted from the APA maximum payment standard to determine the amount of their APA payments. Under current state law, both federal benefit levels and APA benefit levels are adjusted concurrently each January.

Federal rules require, as a condition of federal Medicaid matching funds, maintenance of APA payment levels at least as high as those in effect for March 1983, or maintenance of total APA program expenditures for a calendar year at a level at least as great as the expenditures for the immediately preceding year (Interim Assistance expenditures are not considered in the calculation.) Alaska's compliance is not threatened by this proposed ratable reduction in APA payments.

ANALYSIS (cont.):

The FY94 – FY99 formula impact of the ratable reduction assumes the reduction is not restored retroactively, therefore the maximum APA payment base is lower in subsequent fiscal years.

| CSHB 67 (House HESS) | APA | | | | | |
|---|---------|---------|---------|---------|---------|---------|
| | FY94 | FY95 | FY96 | FY97 | FY98 | FY99 |
| AFDC Caseload Average Caseload | 9207 | 9653 | 10136 | 10643 | 11175 | 11734 |
| *Average Payment reduction for the ratable reduction that is not restored retroactively | \$36.67 | \$36.67 | \$36.67 | \$36.67 | \$36.67 | \$36.67 |
| TOTAL FY REDUCTION | 4051.9 | 4247.7 | 4460.2 | 4683.3 | 4917.4 | 5163.4 |
| GF | 3815.6 | 4001.0 | 4202.0 | 4412.0 | 4632.0 | 4864.0 |
| I/A | 236.3 | 246.7 | 258.2 | 271.3 | 285.4 | 299.4 |

* The \$36.67 per year represents the minimum savings as the actual savings would be compounded annually by any subsequent COLAS..

The FY94 reduction is included in the FY94 agency budget request. DO NOT Duplicate Reduction.

FISCAL NOTE

STATE OF ALASKA
1993 LEGISLATIVE SESSION

BILL NO. CSHB67 (House HESS)

Revision Date: _____ Dept. Affected: Health and Social Services
 Title: An Act relating to eligibility for and BRU: Assistance Payments BRU
payments of Public Assistance. Section 1,2 Component: Aid to Families with Dependent
 Sponsor: House Rules Children (AFDC)
 Requestor: Governor COMPONENT SERIAL NO. 0220

Expenditures/Revenues: (Thousands of Dollars)

| OPERATING | FY94 | FY95 | FY96 | FY97 | FY98 | FY99 |
|----------------------------|------------------|------------------|------------------|------------------|-------------------|-------------------|
| PERSONAL SERVICES | 0.0 | 0.0 | 0.0 | 0.0 | 0.0 | 0.0 |
| TRAVEL | 0.0 | 0.0 | 0.0 | 0.0 | 0.0 | 0.0 |
| CONTRACTUAL | 0.0 | 0.0 | 0.0 | 0.0 | 0.0 | 0.0 |
| SUPPLIES | 0.0 | 0.0 | 0.0 | 0.0 | 0.0 | 0.0 |
| EQUIPMENT | 0.0 | 0.0 | 0.0 | 0.0 | 0.0 | 0.0 |
| LAND & STRUCTURES | 0.0 | 0.0 | 0.0 | 0.0 | 0.0 | 0.0 |
| GRANTS, CLAIMS | (8,600.1) | (9,035.3) | (9,482.1) | (9,956.3) | (10,454.0) | (10,976.6) |
| MISCELLANEOUS | 0.0 | 0.0 | 0.0 | 0.0 | 0.0 | 0.0 |
| TOTAL OPERATING | (8,600.1) | (9,035.3) | (9,482.1) | (9,956.3) | (10,454.0) | (10,976.6) |
| CAPITAL | 0.0 | 0.0 | 0.0 | 0.0 | 0.0 | 0.0 |
| REVENUE FUND SOURCE | 0 | 0 | 0 | 0 | 0 | 0 |

FUNDING: (Thousands of Dollars)

| | | | | | | |
|--------------------------|------------------|------------------|------------------|------------------|-------------------|-------------------|
| 1002 Federal Receipts | (3,921.6) | (4,120.0) | (4,324.0) | (4,540.0) | (4,767.0) | (5,005.5) |
| 1003 GF Match | (3,921.6) | (4,120.0) | (4,324.0) | (4,540.0) | (4,767.0) | (5,005.5) |
| 1004 GF | 0.0 | 0.0 | 0.0 | 0.0 | 0.0 | 0.0 |
| 1005 GF/Program Receipts | 0.0 | 0.0 | 0.0 | 0.0 | 0.0 | 0.0 |
| 1006 GF/MHTIA | 0.0 | 0.0 | 0.0 | 0.0 | 0.0 | 0.0 |
| Other | (756.9) | (795.3) | (834.1) | (876.3) | (920.0) | (965.6) |
| TOTAL | (8,600.1) | (9,035.3) | (9,482.1) | (9,956.3) | (10,454.0) | (10,976.6) |

POSITIONS:

| | | | | | | |
|-----------|---|---|---|---|---|---|
| FULL-TIME | 0 | 0 | 0 | 0 | 0 | 0 |
| PART-TIME | 0 | 0 | 0 | 0 | 0 | 0 |
| TEMPORARY | 0 | 0 | 0 | 0 | 0 | 0 |

Estimate of current year (FY93) impact: None

ANALYSIS: (Attach a separate page if necessary)

IMPLEMENT RATABLE REDUCTION

Formula AFDC program savings from a ratable reduction in AFDC payment level.

The FY94 reduction is included in the FY94 Gov Budget. DO NOT Duplicate Reduction.

Prepared by: Jan L. Hansen, Director
 Division: Division of Public Assistance

Phone: 465-2680
 Date: 3/9/93

Approved by Commissioner: Theodore A. Mala, MD, MPH
 Agency: Department of Health & Social Services

Date: 3/12/93

PREPARER TO PROVIDE ALL DISTRIBUTION COPIES TO GOVERNOR'S LEGISLATIVE OFFICE
 For further distribution information call the Governor's Legislative Office

Ratable Reduction in AFDC Payment Level

Aid to Families with Dependent Children (AFDC)

This proposes legislation that provides for a ratable reduction of AFDC benefits. A provision of the Medicare Catastrophic Illness Act of 1988 requires, as a condition of future approval of Medicaid State Plans, maintenance of AFDC payment levels at or above those in effect for April 1988.

A ratable reduction of monthly maximum payments to their 1991 benefit level would result in an average payment reduction per family of \$52 for each month of FY94.

Ratable reductions are the single most effective method of immediately reducing program costs. They equitably distribute benefit reductions across the caseload, rather than impact specific groups. Food Stamp benefit increases will partially offset the decreases in cash benefits.

The AFDC reduction can be structured to create a "gap" between the need standard and the payment standard which creates an incentive for earned income by allowing for increased income from earnings without termination of AFDC. "GAP" exists when payments are made at a percentage of the need standard. Reductions in AFDC benefits will also make AFDC a slightly less attractive alternative to work.

Of the 39,911 people who will receive AFDC each month, 24,759 are children under the age of 19. Roughly two-thirds of all AFDC households consist of a parent and one or two children, with no other source of cash income but the PFD. The typical AFDC household in Alaska consists of a mother and one child. In FY94, without the reductions, this household would have expected to receive \$871 per month in AFDC cash assistance, assuming no other source of income. In all months that this family receives assistance, the grant amount will be reduced by \$79 due to imposition of a ratable reduction to the 1991 payment level. The AFDC formula reduction from this reduction is \$8.6 million (\$3.9 million GF).

Assumptions used in fiscal note calculation:

1. AFDC program caseloads increase at an average annual rate of 5%.
2. The ratable reduction to AFDC maximum payment levels is to 1991 levels. This effectively rolls back COLA increases of 3.0% (January 1, 1993) and 3.7% (January 1, 1992).
3. The adjustment in payments is effective July 1, 1993.

Maximum benefit levels are set by AS 47.25.320(a) and 7 AAC 45.520. These benefit levels vary according to the size and composition of the assisted family. In accordance with AS 47.25.320(d), AFDC benefits (funded 50 percent General Fund, 50 percent federal match) are adjusted upward in January of each year by the same percentage as the federal Supplemental Security Income (SSI) program cost-of-living adjustment.

A provision of the Medicare Catastrophic Coverage Act of 1988 requires, as a condition of future approval of Medicaid State Plans, maintenance of AFDC payment levels at or above those in effect for April 1988. The proposed reduction does not conflict with this requirement, so long as payments remain at or above the April 1988 level.

ANALYSIS (cont.):

The FY94 – FY99 formula impact of the ratable reduction assumes the reduction is not restored retroactivity, therefore the maximum AFDC payment base is lower in subsequent fiscal years.

| CSHB 67 (House HESS) | AFDC | | | | | |
|---|---------------|---------------|---------------|---------------|----------------|----------------|
| | FY94 | FY95 | FY96 | FY97 | FY98 | FY99 |
| AFDC Caseload Average Caseload | 13858 | 14558 | 15278 | 16042 | 16844 | 17636 |
| *Average Payment reduction for the ratable reduction that is not restored retroactively | \$51.71 | \$51.72 | \$51.72 | \$51.72 | \$51.72 | \$51.72 |
| TOTAL FY REDUCTION | 8600.1 | 9035.3 | 9482.1 | 9956.3 | 10454.0 | 10976.6 |
| Funding Source | | | | | | |
| FEDERAL | 3921.6 | 4120.0 | 4324.0 | 4540.0 | 4767.0 | 5005.5 |
| GF | 3921.6 | 4120.0 | 4324.0 | 4540.0 | 4767.0 | 5005.5 |
| I/A | 756.9 | 795.3 | 834.1 | 876.3 | 920.0 | 965.6 |

*The \$51.72 per year represents the minimum savings as the actual savings would be compounded annually by any subsequent.

The FY94 reduction is included in the FY94 agency budget request. DO NOT Duplicate Reduction.

FISCAL NOTE

STATE OF ALASKA
1993 LEGISLATIVE SESSION

BILL NO. CSHB 67 (House HESS)

| | |
|---|--|
| Revision Date: | Dept. Affected: <u>Health and Social Services</u> |
| Title: <u>An Act relating to eligibility for and payments of Public Assistance. Section 1,6</u> | BRU: <u>Assistance Payments BRU</u> |
| Sponsor: <u>House Rules</u> | Component: <u>Aid to Families with Dependent Children (AFDC)</u> |
| Requestor: <u>Governor</u> | COMPONENT SERIAL NO. <u>0220</u> |

Expenditures/Revenues:

(Thousands of Dollars)

| OPERATING | FY94 | FY95 | FY96 | FY97 | FY98 | FY99 |
|----------------------------|------------------|------------------|------------------|------------------|------------------|------------------|
| PERSONAL SERVICES | 0.0 | 0.0 | 0.0 | 0.0 | 0.0 | 0.0 |
| TRAVEL | 0.0 | 0.0 | 0.0 | 0.0 | 0.0 | 0.0 |
| CONTRACTUAL | 0.0 | 0.0 | 0.0 | 0.0 | 0.0 | 0.0 |
| SUPPLIES | 0.0 | 0.0 | 0.0 | 0.0 | 0.0 | 0.0 |
| EQUIPMENT | 0.0 | 0.0 | 0.0 | 0.0 | 0.0 | 0.0 |
| LAND & STRUCTURES | 0.0 | 0.0 | 0.0 | 0.0 | 0.0 | 0.0 |
| GRANTS, CLAIMS | (1,944.4) | (2,713.4) | (2,849.0) | (2,992.1) | (3,141.4) | (3,299.0) |
| MISCELLANEOUS | 0.0 | 0.0 | 0.0 | 0.0 | 0.0 | 0.0 |
| TOTAL OPERATING | (1,944.4) | (2,713.4) | (2,849.0) | (2,992.1) | (3,141.4) | (3,299.0) |
| CAPITAL | 0.0 | 0.0 | 0.0 | 0.0 | 0.0 | 0.0 |
| REVENUE FUND SOURCE | 0 | 0 | 0 | 0 | 0 | 0 |

FUNDING:

(Thousands of Dollars)

| | | | | | | |
|--------------------------|------------------|------------------|------------------|------------------|------------------|------------------|
| 1002 Federal Receipts | (972.2) | (1,356.7) | (1,424.5) | (1,496.1) | (1,570.7) | (1,649.5) |
| 1003 GF Match | (972.2) | (1,356.7) | (1,424.5) | (1,496.0) | (1,570.7) | (1,649.5) |
| 1004 GF | 0.0 | 0.0 | 0.0 | 0.0 | 0.0 | 0.0 |
| 1005 GF/Program Receipts | 0.0 | 0.0 | 0.0 | 0.0 | 0.0 | 0.0 |
| 1006 GF/MHTIA | 0.0 | 0.0 | 0.0 | 0.0 | 0.0 | 0.0 |
| Other | 0.0 | 0.0 | 0.0 | 0.0 | 0.0 | 0.0 |
| TOTAL | (1,944.4) | (2,713.4) | (2,849.0) | (2,992.1) | (3,141.4) | (3,299.0) |

POSITIONS:

| | | | | | | |
|-----------|---|---|---|---|---|---|
| FULL-TIME | 0 | 0 | 0 | 0 | 0 | 0 |
| PART-TIME | 0 | 0 | 0 | 0 | 0 | 0 |
| TEMPORARY | 0 | 0 | 0 | 0 | 0 | 0 |

Estimate of current year (FY93) impact: None

ANALYSIS: (Attach a separate page if necessary)

AFDC BASIC NEED STANDARDS FOR AFDC-UP AND AFDC INCAP

Formula AFDC program savings by amending pay to AFDC-UP and Incap cases on the same standard used for AFDC-Basic cases.

The FY94 reduction is included in the FY94 Gov Budget. DO NOT Duplicate

Prepared by: Jan L. Hansen, Director
Division: Division of Public Assistance

Phone: 465-2680
Date: 3/9/93

Approved by Commissioner: Theodore A. Mala, MD, MPH
Agency: Department of Health & Social Services

Date: 3/12/93

PREPARER TO PROVIDE ALL DISTRIBUTION COPIES TO GOVERNOR'S LEGISLATIVE OFFICE
For further distribution information call the Governor's Legislative Office

ANALYSIS (cont.):

Use AFDC Basic Need Standards for AFDC-UP and AFDC-Incap

AS 47.25.320(e) sets the AFDC need standards for AFDC-UP payments at the same level as the standards for AFDC INCAP cases that are set in state regulations. This proposes that the statute be amended to pay AFDC-UP and INCAP cases on the same standard used for AFDC-BASIC cases, i.e., to set the increment for the second parent at the same level as the increment for an additional child in an AFDC-BASIC case. This would result in a payment reduction of \$90 for a typical AFDC-UP and INCAP case.

This change eliminates the inequity between existing payment standards for single-parent and two-parent AFDC households of the same size. It also makes the AFDC-UP program a less attractive alternative to working by reducing payment levels, thus tending to reduce the dependency of intact families on welfare payments. Increased Food Stamp benefits will partially offset the reduction in cash benefits.

Assumptions used in fiscal note computations:

1. AFDC-UP and AFDC-INCAP caseloads increase at an average annual rate of 5%
2. AFDC-UP and AFDC-INCAP payment level is the same standard used for AFDC-Basic cases.
3. The adjustment in payments is effective October 1, 1993 (9 month impact in FY94).

The FY94-FY99 formula impact of the standards change for AFDC-UP and AFDC-INCAP assumes the reduction is not restored retroactively, therefore the maximum AFDC payment base is lower in subsequent fiscal years.

| AFDC | <u>FY94</u> | <u>FY95</u> | <u>FY96</u> | <u>FY97</u> | <u>FY98</u> | <u>FY99</u> |
|---|-------------|-------------|-------------|-------------|-------------|-------------|
| Projected Average AFDC-UP and INCAP Caseload | 2476 | 2599 | 2729 | 2866 | 3009 | 3160 |
| Average Payment reduction for the base change that is not restored retroactively | \$87.26 | \$87 | \$87 | \$87 | \$87 | \$87 |
| TOTAL FY REDUCTION | 1944.4 | 2713.4 | 2849.0 | 2992.1 | 3141.4 | 3299.0 |
| Federal | 972.2 | 1356.7 | 1424.5 | 1496.0 | 1570.7 | 1649.5 |
| GFM | 972.2 | 1356.7 | 1424.5 | 1496.1 | 1570.7 | 1549.5 |

The FY94 reduction is included in the FY94 agency budget request. Do not duplicate reduction.

POSITION PAPER

CSHB 67 (HES)

DISCUSSION

CSHB 67 (HES) amends the Governor's welfare reduction bill by permanently repealing the authority to automatically award cost-of-living allowances (COLAs) in benefits paid under the Aid to Families with Dependent Children (AFDC) and Adult Public Assistance (APA) programs. The Governor's bill proposed a one-year suspension of the COLAs and would have denied the 3 percent COLAs expected to be awarded in January 1994 while retaining the authority to award COLAs in future years.

The Governor's bill has the dual goals of producing immediate savings in program costs and curbing the rate of increase in the welfare caseload. Suspending rather than repealing the COLAs was a strategy calculated to achieve the necessary savings in program costs while maintaining the protection against rising living costs afforded by the statutory COLA provision. CSHB 67 (HES) removes this protection. The benefit reductions imposed by the Governor's bill are substantial. We do not support the assistance reductions which would result from permanent repeal of the AFDC and APA COLAs.

THE GOVERNOR'S WELFARE REDUCTION PROPOSAL

The Governor's bill achieves substantial cost savings in the AFDC program by reducing benefit payments by 6.3 percent to January 1991 levels, suspending the COLA adjustment for one year, and reducing the payment standards for two-parent AFDC families (AFDC Unemployed Parent and Incapacitated Parent cases) to the same level as the standards for single-parent (AFDC Basic) families.

In addition to saving program dollars, this change establishes payment equity among single-parent and two-parent AFDC families of the same size. The bill also makes a cost-neutral adjustment to the payment standards for AFDC families headed by a non-needy relative in order to bring Alaska's AFDC program into conformity with federal requirements that payment standards be incremented equally for each additional child.

This legislation amends the Adult Public Assistance (APA) statutes to achieve savings in payments to the aged, disabled, and blind. APA benefits are reduced to the level in effect in January 1990, resulting in a net reduction in assistance to individual recipients of 3.7 percent. The scheduled January 1994 COLA increase is suspended. The APA statutes are amended to allow the State to be reimbursed for Interim Assistance paid to individuals applying for federal

Position Paper
CSHB 67 (HES)
Page 2

Supplemental Security Income (SSI) benefits by collecting the Interim Assistance from their retroactive entitlement to SSI benefits.

SECTIONAL ANALYSIS of CSHB 67 (HES)

Section 1 of the bill amends AS 47.25.320(a) to reduce Aid to Families with Dependent Children (AFDC) maximum payment levels by 6.3 percent, effectively rolling them back to the levels in effect on January 1, 1991. The maximum grant amounts specified in the current statute were established in 1982.

Under the COLA provision at AS 47.25.320(d), those amounts have been increased annually to reflect cost-of-living increases. The maximum monthly grant amount for one adult and one child is specified in AS 47.25.320(a)(2)(A) as \$500; COLA adjustments have increased this standard to \$845 as of January 1993. Section 1 reduces the standard to \$792.

This section makes a similar adjustment to the payment increment for additional children specified at AS 47.25.320(a)(2)(C). The increment has increased because of COLA adjustments from \$65 in 1982 to \$105 in 1993; SB 101/HB 67 reduces the increment to \$98 for each additional child.

Section 1 amends AS 47.25.320(a)(3) to reduce by 6.3 percent the maximum grant amount for a pregnant woman in her last trimester or an adult whose only dependent child receives SSI benefits. The maximum grant amount specified for such "Adult-only" AFDC cases is set by regulation at \$530 per month as of January 1993. Section 1 reduces the standard to \$497.

Section 1 also amends and renumbers AS 47.25.320(a)(2)(C) to restructure the payment standards for AFDC Unemployed Parent and Incapacitated Parent families by setting the increment for the second parent at \$98, the same as the increment for a second or additional child. The increment for the second parent is currently set by regulations at 7 AAC 45.520 (a)(2) and statute at AS 45.25.320(e). The January 1993 payment standard for a family of two parents and one child is \$1040. This change reduces the standard to \$890 and adds \$98 for each additional child, the same as the proposed standards for single-parent households of the same size.

The adjustment to the payment standards for two-parent families is expected to result in approximately 28 families becoming ineligible for AFDC benefits. In these families, approximately 56 adults and 31 children will become ineligible for Medicaid.

Finally, Section 1 restructures the payment standards for AFDC households headed by a non-needy specified relative ("Adult-not-included" cases). This cost-neutral change is necessary to conform the program to federal law. The federal Department of Health and Human Services has cited Alaska's AFDC payment standards for households of this type as out of compliance with the requirement that the payment increment for each child above the base level for one child be the same.

Current law sets the payment standard for one child at \$200, two children at \$400, and the increment for a third or additional child at \$65. COLA adjustments since 1982 have increased these standards to \$335 for one child, \$672 for two, and \$105 for each additional child as of January 1993. Section One sets the standard at \$452 for one child and \$98 for each additional child.

The reductions in benefit levels imposed by Section 1 take effect on July 1, 1993.

Section 2 allows the Department of Health and Social Services to use its regulatory authority to set standards of need that exceed the payment standards set in Section 1. Federal law allows the states to pay a reduced percentage (a "ratable reduction") of the amount that is established as necessary for the basic household expenses that the AFDC payment is intended to cover. Alaska has historically paid 100 percent of need.

Ratable reductions may be structured to create a payment "gap" that works as an incentive for recipients to earn income. The administration intends to use the authority provided in Section 2 to establish AFDC need standards that are 6.3 percent above the payment standards set in Section 1, effectively maintaining the January 1993 basic need standards and creating a small payment gap that assures that current AFDC recipients who receive small grants will continue to be eligible for Medicaid and Job Opportunities and Basic Skills Training (JOBS) program services, and providing a small incentive for recipients to work.

The authority provided by Section 2 could also be used, given sufficient appropriations to cover additional AFDC and Medicaid program costs, to create a larger payment gap that allows recipients to retain more of their earnings and earn larger amounts without losing eligibility for AFDC and AFDC-related benefits. The Department intends to make future adjustments in the standards of need as SSI COLAs are awarded, and to increase the ratable reduction percentage to maintain payment levels at the statutory maximums.

Position Paper
CSHB 67 (HES)
Page 4

Section 3 amends 47.25.430(b) to repeal the authority to award annual cost-of-living (COLA) increases in Adult Public Assistance benefits. This adjustment, which is based on the federal SSI COLA, is expected to be approximately 3 percent in January 1994.

Section 4 amends AS 47.25.430 to reduce Adult Public Assistance payments to the levels in effect on January 1, 1990. The January 1993 APA payment to a typical individual who also receives SSI benefits is \$374; Section 4 would reduce that payment to \$331. The payment to a typical couple would be reduced from \$544 to \$484.

Because of increases in the amount of SSI benefits since 1990, the total assistance income of a typical single APA recipient would decrease from \$808 (combined SSI and APA) to \$778 - a reduction of 3.7 percent. A typical couple's combined assistance would be reduced from \$1196 to \$1156 - a 3.3 percent reduction. The APA benefits of recipients who do not receive SSI would be similarly reduced.

The APA maximum payment standards are set by regulation at 7 AAC 40.310. Section 4 gives the Department of Health and Social Services the direction and authority to reduce the payment standards while maintaining maximum income levels at or above the current levels, thus preserving the Medicaid eligibility of APA recipients whose countable income exceeds the maximum payment level but is less than the existing standards of need, as adjusted for future COLAs.

The reductions in benefit levels imposed by Section 4 would take effect on July 1, 1993.

Section 5 amends AS 47.25.455 to allow the state to be reimbursed for Interim Assistance benefits paid to APA applicants while they are waiting for the Social Security Administration to determine their disability. Social Security typically takes 4 months or longer to make a disability determination. APA applicants must be disabled under SSI standards before they qualify for regular APA and Medicaid benefits; Interim Assistance provides these individuals with a \$280 monthly payment for basic living expenses until they are determined eligible to receive SSI and regular APA benefits.

Once APA applicants are determined to be disabled, they are retroactively eligible for SSI from the date they applied. Such individuals typically receive 4 or more months of retroactive SSI benefits (at up to \$434 per month) for the months they received Interim Assistance. Federal law allows

the states to be reimbursed for the Interim Assistance from the applicant's retroactive SSI benefits. Section 5 establishes the authority for Interim Assistance reimbursement in Alaska by requiring applicants to repay the Interim Assistance they receive if they are found eligible for SSI. The Social Security Administration would make the individual's retroactive SSI payment to the Division of Public Assistance. DPA would retain the first \$280 of each month's retroactive SSI benefit and forward the balance to the recipient.

Section 5 also eliminates retroactive eligibility for regular APA benefits to individuals who have received Interim Assistance. Under current law, an Interim Assistance recipient who is found eligible for SSI is retroactively entitled to APA benefits; this entitlement is reduced by the amount of Interim Assistance the individual already received each month. Interim Assistance reimbursement will achieve savings only if the retroactive entitlement is eliminated. Section 5 adds a new subsection (d) to AS 47.25.455 that repeals the retroactive entitlement to APA benefits of Interim Assistance who are found eligible for SSI.

Section 6 repeals AS 47.25.320(d), which provides the authority to award annual cost-of-living (COLA) increases in Aid to Families with Dependent Children payments. This adjustment, which is based on the federal SSI COLA, is expected to be approximately 3 percent in January 1994.

Section 6 also repeals AS 47.25.320(e), which established the payment standards for AFDC Unemployed Parent cases when the AFDC-UP program was enacted in 1990. This change is necessary to conform to the change to AS 47.25.320(a)(2) made in Section 1, establishing the payment standards for two-parent AFDC families at the same level as the standards for single-parent families.

Section 7 provides transitional authority to allow DHSS to adopt implementing regulations for SB 101/HB 67 before the effective date of the law. The regulations would take effect on the effective date of the legislation. This provision is intended to facilitate timely implementation on the statutory changes included in the bill.


Section 8 provides for an effective date for Sections 1 through 6 of July 1, 1993.

Section 9 provides for an immediate effective date for Section 7.

Position Paper
CSHB 67 (HES)
Page 6

RECOMMENDATION


We recommend that CSHB 67 (HES) be amended to restore the authority to award COLAs in AFDC and APA payments after calendar year 1994 and be adopted with the rest of the provisions of the bill intact. The Governor's bill attempts to balance the need to contain the growth in public assistance expenditures against the necessity of continuing to provide cash assistance to increasing numbers of low-income Alaskan families and aged, disabled, and blind adults. The additional reductions imposed by permanent repeal of the statutory COLA provisions undermine the State's commitment to providing for the basic subsistence of its citizens who are unable to support themselves.



Jan L. Hansen, Director
Division of Public Assistance
Department of Health and
Social Services

3/12/93

Date



Theodore A. MaLa, MD, MPH
Commissioner
Department of Health and
Social Services

12 March 1993

Date

8-GH1036O
Lauterbach
3/11/93

CS FOR HOUSE BILL NO. 67(JUD)
IN THE LEGISLATURE OF THE STATE OF ALASKA
EIGHTEENTH LEGISLATURE - FIRST SESSION

BY THE HOUSE JUDICIARY COMMITTEE

Offered:
Referred:

Sponsor(s): HOUSE RULES COMMITTEE BY REQUEST OF THE GOVERNOR

A BILL

FOR AN ACT ENTITLED

1 "An Act relating to eligibility for and payments of public assistance; and
2 providing for an effective date."

3 BE IT ENACTED BY THE LEGISLATURE OF THE STATE OF ALASKA:

4 * Section 1. AS 47.25.320(a) is amended to read:

5 (a) The department shall determine the amount of assistance for a dependent
6 child, and the relative with whom the dependent child is living, with regard to the
7 resources and necessary expenditures of the family and the condition existing in each
8 case. Assistance is sufficient if, when added to all other income and support available
9 to the child, the child and relative have reasonable subsistence compatible with
10 decency and health. However, the amount of assistance may not exceed the following:

11 (1) dependent child living with nonneedy relative: for a dependent
12 child [UNDER AGE 18] who is living in the home of a nonneedy relative, \$452
13 [\$200], plus \$98 for [AN ADDITIONAL \$200 FOR THE SECOND CHILD, AND
14 \$65 A CHILD FOR THE THIRD AND] each additional child;

1 (2) dependent child living with parent:

2 (A) for a parent and one dependent child [UNDER 18], a
3 maximum of \$792 [\$500];

4 (B) [REPEALED

5 (C) for each additional dependent child, or for a second
6 parent, \$98 [UNDER AGE 18, \$65] a month per individual [CHILD];

7 (3) pregnant woman who is otherwise eligible for assistance under this
8 section, or [: AN AMOUNT EQUAL TO THE ASSISTANCE RECEIVED BY] a
9 single-person household that does not consist of a dependent child: \$497 [UNDER
10 THIS SECTION AS DETERMINED BY THE DEPARTMENT PLUS A SPECIAL
11 NEEDS ALLOWANCE NOT TO EXCEED \$20] a month.

12 * Sec. 2. AS 47.25.320 is amended by adding a new subsection to read:

13 (g) The department may adopt regulations to establish a monthly need standard
14 for a dependent child and the relative with whom the dependent child is living that
15 equals or exceeds the monetary maximums set in (a) of this section.

16 * Sec. 3. AS 47.25.430(b) is amended to read:

17 (b) The department shall determine the amount of assistance with regard to the
18 resources and needs of the person and the conditions existing in each case. Assistance
19 shall be in an amount that will provide the applicant with reasonable subsistence
20 compatible with decency and health in accordance with standards established by the
21 department and with the standards established under 42 U.S.C. 1381 - 1383 [42 U.S.C.
22 1381 - 1385] (Title XVI, Social Security Act Supplemental Security Income Program).
23 When benefit amounts under 42 U.S.C. 1381 - 1383 [42 U.S.C. 1381 - 1385] are
24 increased as a result of an increase in the cost of living, the state shall pass along the
25 increase to recipients [AND SHALL INCREASE THE AMOUNT OF THE STATE
26 CONTRIBUTION TO RECIPIENTS BY A PERCENTAGE OF THE STATE
27 CONTRIBUTION EQUAL TO THE PERCENTAGE INCREASE IN THE BENEFIT
28 AMOUNTS UNDER 42 U.S.C. 1381 - 1385]. Direct payments for medical services
29 and remedial care may not be considered in determining the maximum amount
30 payable.

31 * Sec. 4. AS 47.25.430 is amended by adding a new subsection to read:

1 (e) Notwithstanding (a) and (b) of this section, the department shall, in a
2 manner that complies with federal requirements, reduce the maximum state
3 contribution to recipients otherwise payable on July 1, 1993, to the maximum state
4 contribution to recipients that was in effect on January 1, 1990. After June 30, 1993,
5 the department shall, in a manner that complies with federal requirements, calculate
6 the amount of monthly assistance for a recipient based on the maximum state
7 contribution to recipients in effect on January 1, 1990.

8 * Sec. 5. AS 47.25.455 is amended by adding new subsections to read:

9 (c) A person applying for assistance under this section shall, as a condition of
10 eligibility for assistance, agree to repay the state for assistance granted upon the
11 person's receipt of a benefit under 42 U.S.C. 1381 - 1383 for a month in which the
12 person received interim assistance under this section. The monthly repayment required
13 by this subsection may not exceed the amount of assistance that the person received
14 under 42 U.S.C. 1381 - 1383 for that month.

15 (d) Beginning the first full month after a person is determined to be eligible
16 for assistance under 42 U.S.C. 1381 - 1383, the department shall terminate interim
17 assistance to that person under this section and begin payments to the person under
18 AS 47.25.430.

19 * Sec. 6. AS 47.25.320(d) and 47.25.320(e) are repealed.

20 * Sec. 7. TRANSITION FOR REGULATIONS. The Department of Health and Social
21 Services shall adopt regulations necessary to implement this Act, consistent with federal
22 requirements. The regulations take effect under AS 44.62 (Administrative Procedure Act), but
23 not before July 1, 1993.

24 * Sec. 8. Sections 1 - 6 of this Act take effect July 1, 1993.

25 * Sec. 9. Section 7 of this Act takes effect immediately under AS 01.10.070(c).

STATE OF ALASKA

DEPARTMENT OF HEALTH AND SOCIAL SERVICES

OFFICE OF THE COMMISSIONER

WALTER J. HICKEL, GOVERNOR

THEODORE A. MALA, COMMISSIONER

P.O. BOX 110601
JUNEAU, ALASKA 99811-0601
PHONE: (907) 465-3030

March 3, 1993

Honorable Brian Porter, Chairman
House Judiciary Committee
Alaska State Legislature
State Capitol
Juneau, AK 99801-1182

Dear Representative Porter:

House Bill 67 relating to eligibility and payments of public assistance has been referred to your committee for consideration. The Department of Health and Social Services respectfully requests a hearing on this bill at the earliest possible date.

As I am sure you are aware, passage of this legislation is critical to achieving the savings required for the department to live within the FY 94 budget recommended by the Governor.

The department is prepared to provide testimony and written documentation in support of HB 67 at the direction of the committee.

Your favorable consideration of this request will be appreciated.

Sincerely,



Theodore A. Mala, MD, MPH
Commissioner

cc: Mr. Shelby Stastny, OMB

DIVISION OF LEGAL SERVICES

**LEGISLATIVE AFFAIRS AGENCY
STATE OF ALASKA**

(907) 465-3867 or 465-2450
FAX (907) 465-2029
Mail Stop 3101

130 Seward Street, Suite 409
Juneau, Alaska 99801-2105

MEMORANDUM

March 5, 1993

SUBJECT: Public Assistance Legislation (CSHB 67(HES))

TO: Representative Brian Porter
Chair, House Judiciary Committee

FROM: Terri Lauterbach *TML*
Legislative Counsel

On March 3, 1993, the House HESS Committee passed out HB 67 with an amendment to sec. 3 which would discontinue the current practice of increasing the state's contribution to recipients of adult public assistance (APA) when the federal government increases benefit amounts under 42 U.S.C. 1381 - 1383. This amendment is reflected on page 2, lines 25 - 28, of the CS where language is bracketed and capitalized for deletion.

However, the HESS Committee failed to notice that a reference to these state increases is also contained in sec. 4 of the bill. If you wish to pass out a bill from Judiciary that discontinues the current practice of increasing the state's contribution to APA when the federal benefits change, your committee should pass an amendment that deletes the following language from the end of sec. 4: ", as modified by an increase under (b) of this section resulting from an increase in benefit amounts under 42 U.S.C. 1381 - 1383, that took effect after December 31, 1994".

If this memo prompts questions or if I can be of other assistance, please let me know.

TML:gc
93-192.glc

ER J. HICKEL
GOVERNOR



STATE OF ALASKA
OFFICE OF THE GOVERNOR
JUNEAU

January 15, 1993

HB 67a

The Honorable Ramona L. Barnes
Speaker of the House
Alaska State Legislature
State Capitol
Juneau, AK 99801-1182

Dear Speaker Barnes:

Under the authority of art. III, sec. 18, of the Alaska Constitution, I am transmitting a bill relating to eligibility for and payments of public assistance. The bill represents the Administration's proposal to control the growth of expenditures in formula welfare programs.

Section 1 of the bill would amend AS 47.25.320(a) to require that the maximum monthly amount of aid-to-families-with-dependent-children (AFDC) assistance for a second adult in a two-parent AFDC household be the same as for a second dependent child in a home where there is one adult. Currently, the monthly amount for a three-person household composed of two adults and one child is \$88 more than for a three-person household composed of one adult and two children; this difference increased to \$90 on January 1, 1993. Section 1 also amends the standards for families that include one or more dependent children living with a nonneedy relative, to bring the AFDC program into conformity with federal requirements that the increment for a second child be the same as the increment for any additional children.

The maximum grant amounts in AS 47.35.320(a) were last amended in 1982. However, under AS 47.35.320(d) those maximum amounts have been increased a number of times to reflect cost-of-living increases. Section 1 amends the maximum grant amounts, starting July 1, 1993, to roll back those amounts to the 1991 benefit level. Section 2 of the bill amends AS 47.25.320(d) to provide that the department may not increase those monetary maximums based on an increase in benefits that takes effect anytime during the calendar year that begins on January 1, 1994, nor on an increase in benefits that took effect on or before January 1, 1993.

Section 3 of the bill would allow DHSS to adopt regulations to establish a monthly need standard for AFDC that equals or exceeds the monthly payment standard for AFDC. In combination with the reduction of AFDC grant amounts in sec. 1 of the bill, this provision will provide an incentive for an AFDC family to augment its income within limits without automatically jeopardizing eligibility.

GOV'S TRANSMITTAL LETTER

The Honorable Ramona L. Barnes
January 15, 1993
Page 2

Section 4 would amend AS 47.25.430(b), relating to cost-of-living increases in the adult public assistance program, to provide that the department will not increase the maximum state contribution to recipients by any cost-of-living increase that takes effect during the calendar year beginning on January 1, 1994, and to conform to the changes made by sec. 5 of the bill.

Section 5 of the bill requires DHSS to reduce the maximum state contribution to recipients in the adult public assistance program to the 1990 level and to adjust monthly grants of assistance accordingly.

Section 6 of the bill would amend AS 47.25.455 to provide for reimbursement for interim assistance and to eliminate retroactive adult public assistance payments to interim assistance recipients. The existing statute requires DHSS to pay \$280 per month to eligible individuals while the Social Security Administration (SSA) is processing their disability applications; once an individual is determined eligible, the SSA makes a retroactive payment to that person. With this change in AS 47.25.455, an applicant for interim assistance would have to agree at the time of initial application to have retroactive SSI benefits paid to DHSS to reimburse the state for the interim assistance received by the applicant.


Section 7 repeals AS 47.25.320(e) to conform to the change made in sec. 1 related to reducing grant amounts for two-parent households.

Section 8 provides transitional authority to allow DHSS to adopt regulations before July 1, 1993, but the regulations cannot take effect before that date. This provision should facilitate timely implementation of the new statutory changes.

Sections 9 and 10 provide for an effective date for the bill.

I urge your serious consideration of these proposals to control the growth of the state budget.

Sincerely,



Walter J. Hickel
Governor

Department of Health and Social Services
Division of Public Assistance
February 5, 1993

DISCUSSION PAPER
HOUSE BILL NO. 67

House Bill 67 is the Administration's response to the problems of welfare dependency and increasing costs in Alaska's cash public assistance programs. This set of changes has the dual goals of producing immediate savings in program costs and curbing the rate of increase in the welfare caseload.

HB 67 achieves substantial cost savings in the Aid to Families with Dependent Children (AFDC) program by reducing benefit payments by 6.3 percent to January 1991 levels, suspending the calendar year 1994 automatic cost-of-living allowance (COLA) adjustment in payment levels, and reducing the payment standards for two-parent AFDC families (AFDC Unemployed Parent and Incapacitated Parent cases) to the same level as the standards for single-parent (AFDC Basic) families.

In addition to saving program dollars, this change establishes payment equity among single-parent and two-parent AFDC families of the same size. HB 67 also makes a cost-neutral adjustment to the payment standards for AFDC families headed by a non-needy relative in order to bring Alaska's AFDC program into conformity with federal requirements that payment standards be incremented equally for each additional child.

HB 67 amends the Adult Public Assistance (APA) statutes to achieve savings in payments to the aged, disabled, and blind. APA benefits are reduced to the level in effect in January 1990, resulting in a net reduction in assistance to individual recipients of 3.7 percent. The scheduled January 1994 COLA increase is suspended. The APA statutes are also amended to allow the State to be reimbursed for Interim Assistance paid to individuals applying for federal Supplemental Security Income (SSI) benefits by collecting the Interim Assistance from their retroactive entitlement to SSI benefits.

SECTIONAL ANALYSIS of HB 67

Section 1 of the bill amends AS 47.25.320(a) to reduce Aid to Families with Dependent Children (AFDC) maximum payment levels by 6.3 percent, effectively rolling them back to the levels in effect on January 1, 1991. The maximum grant amounts specified in the current statute were established in 1982.

Under the COLA provision at AS 47.25.320(d), those amounts have been increased annually to reflect cost-of-living increases. The maximum monthly grant amount for one adult and one child is specified in AS 47.25.320(a)(2)(A) as \$500; COLA adjustments have increased this standard to \$845 as of January 1993. Section 1 reduces the standard to \$792.

This section makes a similar adjustment to the payment increment for additional children specified at AS 47.25.320(a)(2)(C). The increment has increased because of COLA adjustments from \$65 in 1982 to \$105 in 1993; HB 67 reduces the increment to \$98 for each additional child.

Section 1 amends AS 47.25.320(a)(3) to reduce by 6.3 percent the maximum grant amount for a pregnant woman in her last trimester or an adult whose only dependent child receives SSI benefits. The maximum grant amount specified for such "Adult-only" AFDC cases is set by regulation at \$530 per month as of January 1993. Section 1 reduces the standard to \$497.

Section 1 also amends and renumbers AS 47.25.320(a)(2)(C) to restructure the payment standards for AFDC Unemployed Parent and Incapacitated Parent families by setting the increment for the second parent at \$98, the same as the increment for a second or additional child. The increment for the second parent is currently set by regulations at 7 AAC 45.520 (a)(2) and statute at AS 45.25.320(e). The January 1993 payment standard for a family of two parents and one child is \$1040. This change reduces the standard to \$890 and adds \$98 for each additional child, the same as the proposed standards for single-parent households of the same size.

Finally, Section 1 restructures the payment standards for AFDC households headed by a non-needy specified relative ("Adult-not-included" cases). This cost-neutral change is necessary to conform the program to federal law. The federal Department of Health and Human Services has cited Alaska's AFDC payment standards for households of this type as out of compliance with the requirement that the payment increment for each child above the base level for one child be the same.

Current law sets the payment standard for one child at \$200, two children at \$400, and the increment for a third or additional child at \$65. COLA adjustments since 1982 have increased these standards to \$335 for one child, \$672 for two, and \$105 for each additional child as of January 1993. Section One sets the standard at \$452 for one child and \$98 for each additional child.

The changes in benefit levels imposed by Section 1 would take effect on July 1, 1993.

Section 2 of the bill amends AS 47.25.320(d) to suspend for calendar 1994 the automatic COLA adjustment to the AFDC payment standards. This adjustment, which is based on the federal SSI COLA, occurs each January and is expected to be approximately 3 percent in January 1994. Section 2 also includes language that directs that the 1994 COLA, as well as the previous AFDC COLAs that are, in effect, rescinded by Section 1, will not be restored after 1994. Under Section 2, the annual AFDC COLA adjustments would resume in calendar 1995.

Section 3 allows the Department of Health and Social Services to use its regulatory authority to set standards of need that exceed the payment standards set in Section 1. Federal law allows the states to pay a reduced percentage (a "ratable reduction") of the amount that is established as necessary for the basic household expenses that the AFDC payment is intended to cover. Alaska has historically paid 100 percent of need.

Ratable reductions may be structured to create a payment "gap" that works as an incentive for recipients to earn income. The administration intends to use the authority provided in Section 3 to establish AFDC need standards that are 6.3 percent above the payment standards set in Section 1, effectively maintaining the January 1993 basic need standards and creating a small payment gap that assures that current AFDC recipients who receive small grants will continue to be eligible for Medicaid and Job Opportunities and Basic Skills Training (JOBS) program services, and providing a small incentive for recipients to work.

The authority provided by Section 3 could also be used, given sufficient appropriations to cover additional AFDC and Medicaid program costs, to create a larger payment gap that allows recipients to retain more of their earnings and earn larger amounts without losing eligibility for AFDC and AFDC-related benefits.

Section 4 amends 47.25.430(b) to suspend the January 1994 COLA increase in Adult Public Assistance benefits. This adjustment, which is based on the federal SSI COLA, is expected to be approximately 3 percent. Section 4 also includes language that directs that the 1994 COLA, as well as the previous APA COLAs that are, in effect, rescinded by Section 5, will not be restored after 1994. Under Section 4, the annual APA COLA adjustments would resume in calendar 1995.

Section 5 amends AS 47.25.430(a) to reduce Adult Public Assistance payments to the levels in effect on January 1, 1990. The January 1993 APA payment to a typical individual who also receives SSI benefits is \$374; Section 5 would reduce that payment to \$331. The payment to a typical couple would be reduced from \$544 to \$484.

Because of increases in the amount of SSI benefits since 1990, the total assistance income of a typical single APA recipient would decrease from \$808 (combined SSI and APA) to \$778 - a reduction of 3.7 percent. A typical couple's combined assistance would be reduced from \$1196 to \$1156 - a 3.3 percent reduction. The APA benefits of recipients who do not receive SSI would be similarly reduced.

The APA need standards are set by regulation at 7 AAC 40.310. Section 5 gives the Department of Health and Social Services the direction and authority to reduce the standards.

The changes in benefit levels imposed by Section 5 would take effect on July 1, 1993.

Section 6 amends AS 47.25.455 to allow the state to be reimbursed for Interim Assistance benefits paid to APA applicants while they are waiting for the Social Security Administration to determine their disability. Social Security typically takes 4 months or longer to make a disability determination. APA applicants must be disabled under SSI standards before they qualify for regular APA and Medicaid benefits; Interim Assistance provides these individuals with a \$280 monthly payment for basic living expenses until they are determined eligible to receive SSI and regular APA benefits.

Once APA applicants are determined to be disabled, they are retroactively eligible for SSI from the date they applied. Such individuals typically receive 4 or more months of retroactive SSI benefits (at up to \$434 per month) for the months they received Interim Assistance. Federal law allows the states to be reimbursed for the Interim Assistance from the applicant's retroactive SSI benefits. Section 6 establishes the authority for Interim Assistance reimbursement in Alaska by requiring applicants to repay the Interim Assistance they receive if they are found eligible for SSI. The Social Security Administration would make the individual's retroactive SSI payment to the Division of Public Assistance. DPA would retain the first \$280 of each month's retroactive SSI benefit and forward the balance to the recipient.

Section 6 also eliminates retroactive eligibility for regular APA benefits to individuals who have received Interim Assistance. Under current law, an Interim Assistance recipient who is found eligible for SSI is retroactively entitled to APA benefits; this entitlement is reduced by the amount of Interim Assistance the individual already received each month. Interim Assistance reimbursement will achieve savings only if the retroactive entitlement is eliminated. Section 6 adds a new subsection (d) to AS 47.25.455 that repeals the retroactive entitlement to APA benefits of Interim Assistance who are found eligible for SSI.

The changes in Section 6 take effect on July 1, 1993.

Section 7 repeals AS 47.25.320(e), which established the payment standards for AFDC Unemployed Parent cases when the AFDC-UP program was enacted in 1990. This change is necessary to conform to the change to AS 47.25.320(a)(2) made in Section 1, establishing the payment standards for two-parent AFDC families at the same level as the standards for single-parent families.

Section 8 provides transitional authority to allow DHSS to adopt implementing regulations for HB 67 before the effective date of the law. The regulations would take effect on the effective date of the legislation. This provision is intended to facilitate timely implementation on the statutory changes included in the bill.

Section 9 provides for an effective date for the bill of July 1, 1993.

DIVISION OF PUBLIC ASSISTANCE

AID TO FAMILIES WITH DEPENDENT CHILDREN (AFDC)

| AFDC PROGRAM | FY69 ACTUAL | FY90 ACTUAL | FY91 ACTUAL | FY92 ACTUAL | FY93 FULL FORMULA | FY94 FULL FORMULA |
|---|-------------------|-------------------|-------------------|--------------------|----------------------|----------------------|
| AFDC - Basic caseload | 7558 | 7549 | 8299 | 9231 | 10345 | 11482 |
| AFDC - UP caseload | | | 769 | 1574 | 2140 | 2376 |
| TOTAL AFDC caseload | 7558 | 7549 | 9068 | 10805 | 12485 | 13858 |
| Caseload rate change vs. respective prior year | -1.3% | -0.1% | 20.1% | 19.2% | 15.5% | 11.0% |
| Expenditure increase vs. respective prior year | \$1,659.5 | \$2,655.0 | \$16,228.9 | \$21,435.0 | \$20,092.6 | \$17,199.0 |
| TOTAL EXPENDITURE | \$59,790.9 | \$62,445.9 | \$78,674.8 | \$100,109.8 | \$120,202.4 | \$137,401.4 |

FY93 AFDC BUDGET SUMMARY

| | |
|--|-----------|
| FY93 AFDC INITIAL AUTHORIZATION | 111,795.4 |
| 1. Restore the reduction for the cost of the FY93 COLA because the COLA suspension in HB 573 did not pass last year's legislative session. | 1729.4 |
| 2. Add 6677.6 for the cost of AFDC caseload growth that was not planned in the FY93 budget request. | 6677.6 |

| | |
|---|------------------|
| FY93 AFDC BUDGET WITH SUPPLEMENTAL | 120,202.4 |
|---|------------------|

FY94 AFDC BUDGET SUMMARY

| | |
|--|---------------------|
| FY94 AFDC FULL FORMULA BUDGET | 137,401.4 |
| Legislative changes in HB 67 needed to create savings: | |
| 1. Suspend AFDC COLA effective January 1, 1994 13858 AFDC families x \$25.34 Avg payment x 6 months = | (\$2,107.3) |
| 2. Implement ratable reduction of AFDC payment to 1991 maximum levels. 13858 AFDC families x \$51.72 Avg payment reduction x 12 months = | (\$8,600.1) |
| 3. Use the AFDC Basic Need Standard for AFDC - Unemployed Parent and AFDC - Incapacitated. 2483 AFDC families x \$87.01 per month x 12 months = | (\$1,944.4) |
| TOTAL FY94 SAVINGS | (\$12,651.8) |

| | |
|--------------------------|--------------------|
| FY94 AFDC REQUEST | \$124,749.6 |
|--------------------------|--------------------|

DIVISION OF PUBLIC ASSISTANCE

ADULT PUBLIC ASSISTANCE (APA)

| APA PROGRAM | FY89 ACTUAL | FY90 ACTUAL | FY91 ACTUAL | FY92 ACTUAL | FY93 Full Formula | FY94 Full Formula |
|---|----------------|----------------|----------------|----------------|----------------------|----------------------|
| Average Caseload | 6538 | 6918 | 7500 | 8083 | 8908 | 9664 |
| Caseload growth rate vs. respective prior year | 8.4% | 5.8% | 8.4% | 7.8% | 10.2% | 8.5% |
| APA Expenditure | 18,952.3 | 20,639.0 | 23,430.2 | 26,688.1 | 34,887.0 | 38918.6 |
| OAA-ALB HH Expenditure | 3,403.1 | 4,262.5 | 5,066.9 | 5,803.1 | 2,194.5 | 2456.0 |
| TOTAL Program Expenditure | \$22,355.4 | \$24,901.5 | \$28,497.1 | \$32,491.2 | \$37,081.5 | \$41,374.6 |
| Expenditure increase vs. respective prior year | 2,458.4 | 2,546.1 | 3,595.6 | 3,994.1 | 4,590.3 | 4293.1 |

FY93 APA BUDGET SUMMARY

FY93 APA INITIAL AUTHORIZATION 33649.9

1. Restore the reduction for the cost of the FY93 COLA because the COLA suspension in HB 573 did not pass last year's legislative session. 535.7

2. Replace 434.0 federal funding with general fund for Interim Assistance reimbursement that can not be achieved because authorizing legislation in HB 573 did not pass. (424.0) Federal + 434.0 GF 0.0

3. Add 701.4 for the cost of APA caseload growth that was not planned in the FY93 budget request. 701.4

| | |
|--|----------------|
| FY93 APA BUDGET WITH SUPPLEMENTAL | 34887.0 |
|--|----------------|

FY94 APA BUDGET SUMMARY

FY94 APA FULL FORMULA BUDGET 38918.6

Legislative changes in HB 67 needed to create savings:

1. Suspend APA COLA effective January 1, 1994
9207 APA clients(Interim Assistance cases excluded) x \$11.00 Avg pay reduction x 6 mos = (\$607.7)

2. Implement ratable reduction of APA payment to 1990 maximum levels.
9207 APA clients(Interim Assistance cases excluded) x \$36.67 Avg pay reduction x 12 mos = (\$4,051.9)

3. Enact Interim Assistance reimbursement & eliminate retroactive APA payments to Interim Assistance recipients after SSI application. (434.0 Federal replace GF In FY94 base) \$0.0

Regulation change required to implement:

4. Prorate APA initial months benefits (\$475.2)

TOTAL FY94 SAVINGS (\$5,134.8)

| | |
|---|-------------------|
| FY94 ADULT PUBLIC ASSISTANCE (APA) REQUEST | \$33,783.8 |
|---|-------------------|



Representative Lyman F. Hoffman

Alaska State House
State Capitol • Juneau, Alaska 99801-1182 • (907) 465-4453

February 8, 1993

DISTRICT 39

- AKIACHAK
AKIAK
ALEKNAGIK
ATMAUTLUAK
BETHEL
CHEFORNAK
CLARKS POINT
DILLINGHAM
EEK
EKUK
GOODNEWS BAY
KASIGLUK
KIPNUK
KONGIGANAK
KWETHLUK
KWIGILLINGOK
MANOKOTAK
NAPAKIAK
NAPASKIAK
NUNAPITCHUK
OSCARVILLE
PLATINUM
PORTAGE CREEK
QUINHAGAK
TOGIAK
TUNTUTULIAK
TWIN HILLS

TO: Rep. Cynthia Toohy, Co-Chair
Rep. Con Bunde, Co-Chair
House HESS Committee

FROM: Rep. Lyman F. Hoffman

RE: HB 67: "An Act relating to eligibility for and
payments of public assistance; and
providing for an effective date."

As the Representative from House District 39, I find the
provisions for "cost saving" in HB 67 entirely unacceptable.
The fact that reductions in spending must take place to
compensate for the decline of state revenues does not
entitle this administration to literally take food from the
mouths of those Alaskans that need assistance to provide
for themselves.

What form of logic dictates that in times when fiscal
sacrifice must occur to balance revenue losses, the burden
be placed on the backs of those who are living below the
poverty line? Additionally, I find this same logic flawed
in light of the fact that State of Alaska employees continue
to be the benefactors of cost of living adjustments. If
there are those who believe measures such as those provided
in HB 67 are necessary for cost cutting, perhaps in the
sense of fairness, provisions should be included in this
proposed legislation to roll back salaries to the 1990 level
and cancel COLAs for employees of the state to keep things
on a fair and equitable basis.

While a monthly reduction of \$79 to a typical AFDC household
may not sound like much to some, rest assured that for many,
that small amount represents the difference between food on
the dinner table or a child going to bed hungry the last few
nights of the month.

Within the fiscal note for HB 67 it is stated "Reductions
in AFDC benefits will also make AFDC a slightly less
attractive alternative to work." It is precisely this type
of misguided mentality that continues to perpetuate the
negative reputation attached to public assistance. When

Additional Testimony

will we, as a society, begin to realize that regardless of the few who will always abuse and manipulate a system to their advantage, many Alaskans on public assistance are simply trying to do the best they can to provide for their family in a sour economy. This is particularly true in Bush Alaska, which the current administration continues to view as insignificant when considering options of economic development and diversification which could alleviate a large portion of the public assistance financial burden.

I would only hope that in future hearings on this proposed legislation, that you would open your meeting to testimony from those Alaskans whose lives you will affect by pushing this bill forward.

One last comment, in closing. I challenge anyone to provide for themselves and a child for six months on the monthly AFDC stipend of \$871 and then believe that the consequences of HB 67 will not severely impact those families needing assistance to provide food and shelter for their families.

Vee-Vee Olsen

126-2ND AVE #12-A

FAIRBANKS, AK 99701

1-22-93 P. 1/11
RE: BILL #67

①

(907) 456-1837

Good Afternoon, my name is Vee Vee Olsen and I would like to add my voice to the others from across the State. I am speaking out against the proposed \$ cut in Public Assistance grants. For some, it may mean having to drop one's automobile insurance. For others, the sacrifice could mean the lights, phone or heat being disconnected. If the recipients are not in a low-rent housing program the outcome could be devastating.

Unfortunately, Public Assistance programs

Dee Dee Olsen

126-2ND Ave #12-A

FBKS AK 99701 (907) 456-1837

②

CONT.

have become such a lengthy dehumanizing process that those who finally complete all the required paperwork find themselves stripped of all hope and self-worth.

The most critically affected will be the single parent with 1 or 2 preschoolers. Their budgets have already been strained to the limit with no school lunch programs to stretch their meager resources.

Some years ago I heard this true story and I would like to share

Dee Dee Olsen
126-2ND Ave #12-A
FBKS AK 99701

(907)456-1837

(5)
CONT.

it with you today.

My friend walked into a kindergarten class and noticed a doll had been thrown into a trash barrel. She questioned the teacher as to the reason for the discard, the teacher said that because the doll's leg had been torn off - it was of no further use -

Ladies and Gentlemen - the people on Public Assistance are being treated like that doll - we may not be missing a link but because of circumstances beyond our control - we are being discarded.

Dee Dee Olsen
126- 2ND Ave #12-A

FBKS AK 99701 (907) 456-1837

CONT.

our basic needs are being denied.

We are asking only for the privilege
of living with our necessities and
dignity intact.

Please stop treating us as that un-wanted

doll with no further use - for if

^{continue,}
you ~~do~~ you will also be sending a message

to our next generation of children - that

they also are of no use.

Please allow us the same necessities

that you go home to every night.

Thank you for your time.

Dee-Dee Joy Olsen

1-22-93

2/22/93

Meg Gaydosik
State Public Policy Chair
AAUW - Alaska
1024Fifth Avenue
Fairbanks, AK 99701

I am here to testify against the proposed cuts to public assistance on behalf of the statewide membership of the American Association of University Women. The AAUW supports public budgets that give priority to human needs.

According to the January edition of "Alaska Economic Trends" published by the State Department of Labor, there are a lot of misconceptions about Public Assistance. The facts and statistics in this report substantiate the premise that much Public Assistance money does what it is intended to do: provide a safety net to allow people to get back on their feet. According to the report, for the years 1984 to 1991 87% of AFDC recipients received public assistance for less than two years. This report also states that Alaska's AFDC population is relatively small compared to other states.

The Community Research Center of the Fairbanks North Star Borough has also just released a study on poverty in the borough that was based on census data. This report states that of all households in the borough headed by a female with children under 5, 41% of these families live below the poverty line. This statistic is astounding. Everyone gives lip service to the idea that "children are our future" but we do not provide basic funding to provide them enough money to survive, much less thrive.

We have a variety of other government welfare programs in this state that no one really considers cutting. These range from the Permanent Fund dividends to Longevity bonuses to state backed mortgage loan guarantees. We pay no income taxes and very limited user fees for other state programs. Yet, we are asking the poorest people, those whose public assistance only guarantees that they will be able to live BELOW the poverty line, to bear a major responsibility in balancing our budget. It is time we took a lesson from our native elders and decide that it is a community responsibility to provide for the children, disabled, and poor. It is also time that we hold the administration accountable for budget decisions that directly impact public assistance funds. According to an article in the 2/12/93 edition of the Fairbanks Daily News-Miner, Health and Human Services Commissioner Mala transferred over \$90,000 from program budgets into his administrative budget for travel and public relations. This type of spending is offensive.

Thank you for this opportunity to speak to you. If you have not already received a copy of the January "Alaska Economic Trends" report, please request one from the Department of Labor. I strongly urge you to read this before making any decisions regarding public assistance budgets.

State health chief diverts funds to his office

The Associated Press

JUNEAU—Alaska's commissioner of the Department of Health and Social Services has diverted money from programs that provide welfare and medical benefits to cover budget overruns in his office.

Ted Mala said the money is needed for travel, reports, public relations and other operations that support the department's programs.

"You're looking at one of the biggest departments in state government with over 2,000 employees," he said. "You have to have some kind of a management structure to make it all work."

Sen. Jim Duncan, D-Juneau and minority leader, said the Legislature should take a dim view of such budget transfers.

"I think it's a real concern, transferring money from programs that go to assist needy individuals—public assistance and medical programs—into administration. I think it's uncalled for."

Duncan is a member of the Senate Health, Education and Social Services Committee, which oversees the department's operations.

The state budget signed last summer by Gov. Walter J. Hickel included \$796,100 for Mala's office for the fiscal year ending June 30.

"Last fall, however, it became clear spending would exceed that level, said Janet Clarke, department administrative director.

Mala issued a memo to his division directors in December, telling them \$93,900 would be transferred from their budgets to his.

Mala took \$22,700 from the Public Assistance Division, which oversees food stamps and other welfare programs, and the same amount from the Public Health Division, which oversees emergency medical services and disease prevention.

He also took \$19,800 from the Family and Youth Services Division, \$16,500 from the Mental Health and Developmental Disabilities Division, and lesser amounts from other divisions.

Mala and Clarke said part of the money is being spent on the office's public affairs staff, which puts out news releases and issues reports.

Mala also said his office has spent extra money putting top officials on the road to visit villages

and attend town meetings, often at the request of communities.

Hickel's proposed budget for the next fiscal year includes \$863,400 for the commissioner's office, Clarke said. That's an 8 percent increase over the current year, but it's \$26,600 less than the total of the \$796,100 allocated for this year plus

the \$93,900 diversion.

The chairmen of the legislative subcommittees that review the department's budget said they will take a close look at it.

"We generally want the service delivery, not the administration," said Rep. Mark Hanley, R-Anchorage.

150 Cornell Way
Fairbanks, AK 99709
February 22, 1993

My concern is for the possible repercussions that could result if dollars are cut from the Adult Public Assistance program. In my experience, far too many individuals and families are already struggling on the current insufficient amount given each month.

On the national level under the new administration, we will all be faced to give more monthly income in the form of increased taxes. As Alaskans, we know will take it in the state because of proposed increases in both gasoline and fuel oil prices.

My question is - what will happen then to the ability of individuals who will no longer be able to afford to give through United Way or privately to their favorite organization?

The answer is - will be giving less and consequently there will be less resources

(7)

(cont.)

Page 2

available to assist the very people who need
it the most. People will be much needed;
not less. Prof Please don't remove books.

Robin Wickham

V. Oeser
213 Dunkel St
Fairbanks, AK 99701
(907) 452-2857

RE: House Bill #67

Feb. 22, 1993

To Whom It May Concern:

I Am against House Bill #67 for the following reasons.

The State public Assistance programs only provide the bare minimum right at or just below the poverty level. Persons that are disabled pending social security settlements also should not have their claims cut or debts added to their claim except for those medical bills and attorney cost. For these debts add up quickly pending review from Social Security.

I propose a time management solution for State Employees particularly those at Public Assistance consider policy changes:

① Instead of having recipients of AFDC file every month for assistance since their situation is unlikely to change very soon. They should only be required say 1x every 3 to 6 months. While still being required to report any changes within ten days.

② Persons receiving ADA should only have to file once every three months and report any changes within 10 days. Especially if injured or pending Social Security decisions.

③ Persons receiving assistance only due to lack of employment may still be required to file every month.

(over for page 2)