

ALASKA LEGISLATURE COMMITTEE FILES, 1989-1990 8672  
6545 SENATE RESOURCES

949

6-0548A  
Bannister  
1/18/89

1 IN THE SENATE

BY FAHRENKAMP

2 SENATE JOINT RESOLUTION NO.

3 IN THE LEGISLATURE OF THE STATE OF ALASKA

4 SIXTEENTH LEGISLATURE - FIRST SESSION

5 Relating to the national energy strategy  
6 proposed by the South/West Energy  
7 Council.

8 BE IT RESOLVED BY THE LEGISLATURE OF THE STATE OF ALASKA:

9 WHEREAS the South/West Energy Council is an organization of eight  
10 oil-producing states concerned with the energy issues facing the United  
11 States; and

12 WHEREAS the council believes that the President of the United States  
13 and the United States Congress must aggressively implement a national  
14 energy strategy; and

15 WHEREAS the council believes that energy is the key to assuring a  
16 viable economy and a strong national defense and to sustaining the American  
17 way of life; and

18 WHEREAS the council has adopted a national energy strategy that covers  
19 crude oil, coal, natural gas, renewable energy sources, electricity, and  
20 the conservation of energy; and

21 WHEREAS the goal of the council's national energy strategy is to  
22 provide a stable supply of reasonably-priced energy in an efficient and  
23 environmentally-sound manner to meet the needs of United States citizens  
24 and of the economy and national security interests of the United States;  
25 and

26 WHEREAS the long-term goal of the council's national energy strategy  
27 is the energy independence of the United States;

28 BE IT RESOLVED that the Alaska State Legislature supports the national  
29 energy strategy proposed by the South/West Energy Council and urges the

1 President of the United States and the United States Congress to adopt and  
2 implement the proposal as the nation's energy strategy.

3 COPIES of this resolution shall be sent to the Honorable George Bush,  
4 President of the United States; the Honorable Dan Quayle, Vice-President of  
5 the United States and President of the U.S. Senate; the Honorable Jim  
6 Wright, Speaker of the U.S. House of Representatives; and to the Honorable  
7 Ted Stevens and the Honorable Frank Murkowski, U.S. Senators, and the  
8 Honorable Don Young, U.S. Representative, members of the Alaska delegation  
9 in Congress.

6-0611A  
Bannister  
2/2/89

1 IN THE SENATE

BY FAIKS AND FAHRENKAMP

2 SENATE JOINT RESOLUTION NO.

3 IN THE LEGISLATURE OF THE STATE OF ALASKA

4 SIXTEENTH LEGISLATURE - FIRST SESSION

5 Urging adoption of a national energy  
6 strategy.

7 BE IT RESOLVED BY THE LEGISLATURE OF THE STATE OF ALASKA:

8 WHEREAS the stability of the economy and the national defense of the  
9 United States are affected by dramatic fluctuations in the supply and price  
10 of energy sources; and

11 WHEREAS it is to the benefit of the United States to ensure the secur-  
12 ity and dependability of its energy supply; and

13 WHEREAS the State of Alaska is a significant contributor to the  
14 nation's fossil fuel supply and is a member of the South/West Energy Coun-  
15 cil, whose members represent the nation's oil-producing states; and

16 WHEREAS the membership of the South/West Energy Council has adopted a  
17 national energy strategy incorporating energy conservation, crude oil,  
18 coal, natural gas, renewable energy sources, and electricity;

19 BE IT RESOLVED that the Alaska State Legislature joins with the other  
20 members of the South/West Energy Council in urging the President of the  
21 United States and the United States Congress to develop a national energy  
22 strategy or national energy management plan designed to provide a stable  
23 supply of reasonably priced energy in an efficient and environmentally  
24 sound manner to meet the needs of the citizens and economy of the United  
25 States, and the security interests of the nation; and be it

26 FURTHER RESOLVED that the Alaska State Legislature supports the South/  
27 West Energy Council's recommendation that an energy strategy include

- 28 (1) promoting energy conservation education and technology  
29 research, including research into superconductivity and alternative fuels,

1 particularly for transportation use;

2 (2) promoting domestic crude oil production in an environmental-  
3 ly sound manner, which can be accomplished by providing tax and accounting  
4 incentives to oil producers for domestic exploration and production efforts  
5 and by including specific investment tax credits for research and develop-  
6 ment; and

7 (3) encouraging enhanced oil and gas recovery efforts and the  
8 development of a research, demonstration, and commercialization program for  
9 unconventional crude sources pursued through a cooperative effort involving  
10 industry, higher education, and national laboratories; and be it

11 FURTHER RESOLVED that the Alaska State Legislature supports the strat-  
12 egy recommendations regarding management of crude oil imports to the United  
13 States, such as diversifying foreign sources of supply, lifting the ban on  
14 exportation of Alaskan North Slope crude oil, pursuing a Pan American  
15 Energy Alliance, continuing to fill the United States Strategic Petroleum  
16 Reserve to its 750,000,000 barrel goal, and eliminating the technological  
17 barriers that prevent use of huge unconventional crude petroleum reserves  
18 in the Western Hemisphere; and be it

19 FURTHER RESOLVED that the Alaska State Legislature supports the strat-  
20 egy recommendations that include greater emphasis on promoting the use and  
21 production of natural gas, improving energy conservation efforts such as  
22 raising the corporate average fuel efficiency standards for automobiles,  
23 providing efficiency provisions in building codes, providing home appliance  
24 heating and cooling unit efficiency standards, and developing waste recy-  
25 cling or reduction standards for industrial manufacturing; and be it

26 FURTHER RESOLVED that the Alaska State Legislature supports the strat-  
27 egy recommendations that call for more active management of federal land  
28 that would recognize the potential that public land holds, particularly  
29 within the State of Alaska, for environmentally sound development of energy

resources.

COPIES of this resolution shall be sent to the Honorable George Bush, President of the United States; the Honorable Dan Quayle, Vice-President of the United States and President of the U.S. Senate; the Honorable George Mitchell, Deputy President Pro Tempore and Majority Leader of the U.S. Senate; the Honorable Jim Wright, Speaker of the U.S. House of Representatives; the Honorable James D. Watkins, Secretary of the U.S. Department of Energy; the Honorable J. Bennett Johnston, Chair of the U.S. Senate Committee on Energy and Natural Resources; the Honorable John D. Dingell, Chair of the U.S. House Committee on Energy and Commerce; to the Honorable Ted Stevens and the Honorable Frank Murkowski, U.S. Senators, and the Honorable Don Young, U.S. Representative, members of the Alaska delegation in Congress; and to Patrick Raffaniello, Executive Director of the South/West Energy Council.

STATE OF ALASKA  
THE LEGISLATURE

POUCH Y - STATE CAPITOL  
JUNEAU, ALASKA 99811  
907-465-3800

LEGISLATIVE AFFAIRS AGENCY  
LEGISLATIVE REFERENCE LIBRARY

Copies of minutes listed below were originally included in this file. The minutes are available on the STAIRS database CMFR. In order to save space copies of minutes have not been left in the files.

Mary Van Nimwegen

SJR 24

Senate Resources Committee

2/9/89

January 18, 1989

### NATIONAL ENERGY STRATEGY RESOLUTION

Whereas, the stability of the economy of the United States is impacted by dramatic fluctuations in the supply and price of fossil fuels;

Whereas, the United States is becoming ever more dependent upon foreign sources for its fossil fuel supplies;

Whereas, it is to the benefit of the United States to ensure the security and dependability of its fossil fuel supply;

Whereas, the state of Alaska is a significant contributor to the nation's fossil fuel supply;

Be it resolved, that the 16th Alaska Legislature joins with the South/West Energy Council whose members represent our nation's oil producing states, in urging the United States Congress to develop a national energy strategy or national energy management plan designed to provide a stable supply of reasonably priced energy in an efficient and environmentally sound manner to meet the needs of (U.S.) citizens, economy and national security interests; and

Be it further resolved, that the 16th Alaska Legislature recommends that the energy strategy include promoting energy conservation education and technology research, including research into superconductivity and alternate fuels particularly for transportation use; promoting domestic crude oil production in an environmentally sound manner, which can be accomplished by providing tax and accounting incentives to oil producers for domestic exploration and production efforts and to further include specific investment tax credits for research and development and enhanced oil and gas recovery efforts and the development of a research, demonstration and commercialization program for unconventional crude sources pursued through a cooperative effort involving industry, higher education and national laboratories; and

Be it further resolved that the strategy include recommendations regarding management of crude oil imports to the United

States, such as diversifying foreign sources of supply, providing allowance for the exportation of Alaskan North Slope crude oil, pursuing a Pan American Energy Alliance, continuing to fill the United States Strategic Petroleum Reserve to its 750 million barrel goal and the consideration of technological barriers that prevent use of huge unconventional crude petroleum reserves in the Western Hemisphere; and

Be it further resolved that the strategy recommendations also include greater emphasis on promoting the use and production of natural gas, the improvement of energy conservation efforts such as raising the Corporate Average Fuel Efficiency Standards for automobiles; providing efficiency provisions in building codes; providing home appliance, heating and cooling unit efficiency standards; and waste recycling or reduction standards for industrial manufacturing; and

Be it further resolved that the recommendations further include a call for more active federal lands management that would recognize the potential that public lands hold, particularly within the state of Alaska, for environmentally sound development of energy resources.

And be it further resolved that this declaration be forwarded immediately upon passage to Senator Ted Stevens, Senator Frank Murkowski and Congressman Don Young, the U.S. Secretary for Energy, and President George Bush.

JAN 30 '89 15:06 NAT'L GOVERNORS ASSOCIATION

cc: P.2

Lanni  
J. Eason  
D. Johnston  
R. FinleyDRAFT II

## A COMPREHENSIVE NATIONAL ENERGY POLICY

From the time of the Industrial Revolution, energy has been the lifeblood of economic activity and growth. To provide a foundation for continuing economic development, it is important that our changing economy have available the appropriate energy supplies and services. Our energy infrastructure must be sufficiently flexible to adapt to changing needs.

Currently the United States imports over 40 percent of the oil it consumes, and in 1987 energy imports accounted for almost one-fourth of the nation's balance of trade deficit. Domestic oil production is going down and will continue to decline and by the middle of the next decade, oil imports could rise to 50 percent or more of American oil consumption. In the critical transportation sector alone -- where there are virtually no alternatives to petroleum-based fuels -- the nation consumes more oil than it produces. The implications for the nation's economy, national security, and balance of trade are enormous. There is also a great risk that foreign policy options will become constrained as the result of our dependence on foreign energy supplies.

Yet America is also blessed with abundant domestic energy resources, including supplies of oil, coal, gas, uranium, and a variety of renewable energy resources, which can help meet our energy needs and reduce levels that must be imported. The nation is also learning to use energy supplies more efficiently. Indeed, since the 1973 oil embargo, the nation's use of energy has declined significantly both per capita and per unit of the GNP, and greater efficiency has been our largest new "source" of energy supply. In particular, the nation's use of non-electric energy forms has declined appreciably, while its use of electricity has increased significantly, with almost all the increase provided by coal and nuclear energy.

The Governors believe that the development of a comprehensive, coherent, and productive national energy policy is imperative as the nation approaches the 1990s. This policy should recognize the risks involved in relying heavily on imported energy and should provide for the optimum use of domestic energy resources. It must promote both development of additional domestic energy supplies and increased energy efficiency as consumers meet their needs for energy services. A viable domestic energy supply industry must be maintained. The nation's economy must become more energy efficient in order to compete globally.

Policy Framework

A comprehensive national energy policy must meet public needs for energy recognizing the tradeoffs between costs and risks, and striving for consistency with other national priorities and goals. The principal goal of our national energy policy should be to provide secure and affordable energy supplies and services that will ensure the health of our economy and our environment. The Governors suggest a national energy policy based on seven guidelines. Energy policy should:

- o promote the prudent and efficient use of our resources and the pursuit of a long-term least-cost energy strategy to minimize the cost of reliable energy supplies and services;

- 2 -

- o Pursue a diverse and flexible energy supply mix which provides for future needs and reflects security and reliability concerns ;
- o Address environmental concerns;
- o Ensure sustained public and private investment in energy research and development;
- o Include a well-specified division of regulatory authority between the states and the federal government;
- o Provide our citizens with affordable and secure energy supplies and services; and
- o Provide Americans with access to the information they need to make sound energy choices.

Energy efficiency offers a practical means of achieving many of our energy policy goals. Increased efficiency will decrease our reliance on imported oil, reduce the environmental impacts of fossil fuels, enhance the competitiveness of U.S. industries, slow the depletion of our finite fossil fuels, and extend the time we have to make the transition to new and innovative energy technologies.

There are environmental implications associated with energy policy choices. Mounting concerns over ozone pollution, acid deposition, and global warming bring this issue to the forefront. We must recognize and address the short and long-term environmental impacts of our energy choices and make them environmentally acceptable. The Governors believe addressing these environmental concerns can be accomplished most effectively by improving the efficiency of this nation's energy use and by making sure that choices among fuels and energy products and services reflect their true environmental costs. This principle should also apply to imported as well as domestic energy.

It is also imperative that the states and federal government develop strategies for responding to a broad variety of possible energy emergencies. Initial efforts should focus on strategies to prevent emergencies from occurring. Efforts to diversify our energy systems while maximizing our use of cost-effective domestic energy resources are part of this long-term effort. Additional efforts in the interim must focus on planning the response federal and state governments would take if any energy emergency occurs. It is essential that emergency response procedures be well tested to insure the coordination and flow of information between energy suppliers, consumers, and federal, state, and local governments.

The Governors reiterate their support for programs to assist those unable to afford a minimal level of energy services. The focus should be on providing energy services in the most cost-effective manner. Permanent solutions such as efficiency improvements should be stressed, recognizing that temporary

- 3 -

assistance may be necessary to defray fuel bills. Also, job retraining and relocation assistance may be necessary for those in the energy industries who suffer job dislocations as the result of energy policy decisions.

The Governors recognize that all energy sources carry some degree of risk, either military, economic, environmental, or social. Options carrying high risk should be compared to alternatives. Then the question becomes whether a premium needs to be paid to reduce the risk. The Governors recognize that some premiums are worth paying. The country may purchase additional energy security and reliability through measures that assure diversified supplies of those energy resources on which we currently depend, including greater domestic production, and by expanding our energy choices through improved energy efficiency and the development of commercially available alternatives.

The Governors also recognize that the strength of the economy is its reliance on the private sector, and that a government has a responsibility to provide consistent, clear policy direction and make rational decisions that can help guide private sector initiatives. Federal, state, and local governments cannot provide credible policy direction or respond properly to the needs of consumers without good information. Thus, an essential step in formulating a balanced energy policy is to develop the necessary data and employ analytical methods and models to assess the productivity costs and risks of the various energy choices available to the nation.

The Governors urge the Department of Energy (DOE), with assistance from the Departments of Defense and State and in conjunction with the states, to develop this analytic base. DOE should rank the energy options available to the nation. The options should be grouped by end use and not by specific fuels or efficiency improvements. The ranking of each option within a group should reflect the market and non-market costs of energy saved or delivered, the relative degree of uncertainty and risk exposure, and the compatibility of each option with other national goals. Because the costs and risks associated with each option change over time, DOE should periodically revise the rankings. The results of this work would provide Congress and federal and state energy policymakers with the information to respond appropriately as the future unfolds, and to take the steps necessary to protect the needs of consumers and the country.

In choosing among energy policy alternatives, including those in this policy, the Governors believe that a cost-benefit approach should be applied in which the full long-term costs of an option in taxes, consumer energy bills, environmental impacts, security risks, and other national goals are weighed against the additional availability or conservation of energy and other long-term benefits it might be expected to generate.

Those measures involving the lowest costs, in terms of public expenditures, revenue losses, costs to consumers, or environmental or other impacts, should be considered first and, indeed, there are measures which would improve our energy security and reliability without imposing significant new costs. Although the potential costs and benefits of a given proposal can be extremely difficult to estimate, this framework is valuable in setting consistent terms of debate for our various energy policy choices, both now and in the future.

### Policy Options

The Governors recognize that, while a comprehensive evaluation of energy policy options is needed, some energy decisions must be made now. Consistent with the policy framework described herein, the Governors recommend several policy options which are expected to promote additional domestic energy supplies or efficiency. The following recommended options provide a sound beginning for a comprehensive national energy policy. In considering the implementation of these options, specific programs and strategies must be carefully designed which properly balance all of their short and long term benefits and costs.

#### I. IMPROVING ENERGY SUPPLY

1. Encourage exploration and development of the nation's primary energy resources, including oil, gas, coal, uranium, renewable energy resources, and others, to the extent they are competitive in energy markets and consistent with environmental requirements. Consideration should be given to expanding exploration and development in currently restricted areas.
2. Provide tax incentives for domestic oil and gas exploration and development and enhanced recovery, to encourage new domestic reserve development and avoid premature shut-in of wells. These incentives could include, as examples, a standard investment tax credit on exploration and development expenditures, for stripper well operation and maintenance expenditures, and for secondary or tertiary enhanced recovery project expenditures; expensing of geological and geophysical costs; repeal of the well transfer rule; and elimination of exploration and development expenditures as an alternative minimum tax "preference" item.
3. Provide tax incentives for coal production, transportation, and utilization which will allow for the increased use of coal in an environmentally acceptable manner.
4. Encourage early resolution of nuclear power issues, consistent with safety and environmental requirements. These issues include plant standardization and timely permitting, consistent regulatory oversight of operations, plant life extension and decommissioning, and waste disposal. States should continue to have the right to monitor operating conditions at nuclear power plants.
5. Deregulate natural gas wellhead prices upon contract expiration.
6. Provide open access on the part of consumers and producers to natural gas pipeline capacity, consistent with state regulatory decisions regarding by-pass of local distribution companies.
7. Recognize state responsibility to ensure timely decisions on permitting, siting, and licensing of energy facilities, consistent with state and federal law and health and safety requirements.

- 5 -

8. Encourage multi-state cooperation in identifying the economics of and need for additional energy transmission and generation projects. Regional energy transmission and generation planning could be further enhanced through improved communication among the appropriate state and federal regulatory agencies, affected utility companies, and any other affected parties.
9. Allow expanded regional and interregional electricity markets where cost-effective. Further consideration needs to be given to questions of transmission access and local by-pass.
10. Ensure that regulation of interstate wholesale markets does not impede state regulation of utility investments. States should be free to reflect public interest concerns and least-cost objectives in their regulatory activities.
11. Shift FERC jurisdiction over intrastate wholesale transactions to individual states or to regional regulatory bodies at the option of the state or states involved.
12. Provide for full utilization of existing rights-of-way, including highway rights-of-way, for energy transmission. The siting of energy transmission facilities must be consistent with state and federal law and safety and environmental requirements.
13. Encourage fair and mutually beneficial hemispheric energy trade agreements consistent with obligations under international agreements. In addition, the Governors support the barrel-for-barrel trade of Alaskan oil for oil from other countries, except in times of energy emergency.
14. Provide federal incentives for renewable energy resources equivalent (in terms of cost per unit of energy) to the tax credits and other incentives provided for traditional fossil fuels. These could include tax credits for purchasers, cost-sharing of demonstration projects, or like measures.

## II. IMPROVING ENERGY UTILIZATION

1. Increase vehicle fuel efficiency through means such as raising the corporate average fuel efficiency (CAFE) standards.
2. Provide incentives for use of alternative motor fuels and production of alternative motor fuel vehicles, including a variety of early fleet demonstrations, such as conversion of postal vehicles to alternative fuels.
3. Fully consider the energy implications of alternative transportation strategies and resulting actions in transportation planning.

- 6 -

4. Provide federal incentives for energy efficiency and conservation improvements equivalent to those provided for fossil fuels and renewable energy resources.
5. Encourage the energy-rating of new and existing building stock and establish standards for major energy-using appliances that generally convey with property.
6. Work with the housing and construction industries and other private and public organizations to promote improved building design and construction technologies for energy efficient buildings and the protection of indoor air quality.
7. Expand the government's leadership role in the purchase and use of new energy efficient technologies and products.
8. Expand energy conservation programs for government owned buildings.
9. Encourage energy information programs for the residential, small business, commercial, industrial, agriculture, and government sectors to increase awareness of energy use and conservation; new outreach programs for energy information; and energy education in primary and secondary schools and in vocational/technical schools.
10. Develop alternative financing programs for energy efficiency improvements in the residential, small business, commercial, industrial, agriculture, and government sectors. Examples could include programs such as revolving loans, third party financing, and mortgages which include financing for efficiency improvements.
11. Restore federal funding of low income energy service programs. Within both LIHEAP and weatherization, allow the states maximum flexibility to balance immediate and long-term needs. Regulations should encourage state-by-state innovation in approaches to meet varied needs.
12. Encourage regulated and unregulated energy suppliers to work with states to develop supplemental programs of financial assistance for low income households in order to make energy efficiency improvements, and other programs that reduce fuel costs.

### III. RESEARCH AND DEVELOPMENT

1. Two-thirds of the current USDOE research budget is devoted to basic sciences and long-term fusion activities. The remaining third is divided among current and emerging technologies, and is dominated by clean coal and nuclear research. The Governors encourage efforts to emphasize emerging fields and technology transfer in promising areas required to meet immediate and future energy service needs. Priority should be given to research on:

- 7 -

- o Petroleum and natural gas: Enhanced oil and gas recovery by joint federal-state-private initiatives such as the Geoscience Institute for Oil and Gas Recovery.
- o Energy Efficiency: Capturing opportunities for cost-effective energy efficiency improvements. Additional federal research, development, and technology transfer activities should include support for resource assessment, applied research in building sciences, transportation systems studies, and other end user applications.
- o Coal: The production, transportation, and utilization of coal in an environmentally acceptable manner, with particular emphasis on transportation fuels and electric power generation, including the continuation of the clean coal technology program.
- o Renewable Resources: Reducing the cost and improving the reliability and efficiency of renewable energy sources in partnership with the private sector. This should include selective commercialization and implementation assistance aimed at demonstrating promising technologies.
- o Alternative Fuels: Developing alternative fuels, especially those which may be used in the transportation sector. Demonstration and commercialization of alternative fuels which may be produced and used in a manner consistent with protection of the atmosphere is particularly important.
- o Nuclear Energy: The development and evaluation of advanced, safe, reactor designs, waste management technology, nuclear fusion, and plant retrofit and life extension.

2. Increase and better coordinate energy research and development by:

- o Strengthening the federal-state-private research partnership, and shifting research priorities to ensure a balance between basic and applied research and among fuel types and energy efficiency improvements.

- 8 -

- o Examining the benefits of removing anti-trust barriers to pooled industry research efforts; and
  - o Promoting federal funding of research and development in areas in which businesses and industries are unable to capture the benefits of energy research and development;
3. Increase the emphasis on timely transfer of research findings and new technologies from the laboratory to factories, builders, and users.

#### IV. EMERGENCY PREPAREDNESS

1. Fill the strategic petroleum reserve (SPR) to its authorized level and provide flexibility to increase or decrease fill rates in response to changes in oil prices. The Governors recognize the efforts of International Energy Agency member nations to establish comparable stocks and urge the continuation and expansion of this effort as well the continuation of cooperation in designing strategic and diplomatic mechanisms to avoid supply interruptions.
2. Encourage continued refinement of the timely sales process for SPR oil and the continued regular testing of the SPR sales mechanism and physical drawdown capabilities. The Governors urge the development of a region-by-region analysis of the impact of SPR use on the availability of various fuels. If this analysis indicates that any region of the country would not be assured of the availability of fuels in the event of a drawdown, then states should work closely with the petroleum industry to develop regional rotating product stocks or some other mechanism to ensure regional availability of supplies.
3. Ensure a full state, federal, local, international, and private partnership in energy emergency response planning for diverse supply shortage scenarios.
4. Encourage fuel switching capability for large energy users to reduce dependence upon a single fuel source.

#### V. FUNDING

The costs and benefits of a national energy program will depend upon which policy options we elect, as a nation, to pursue. The Governors believe that many of the options identified in this paper may be implemented at little or no cost to the federal government. The Governors also recognize that additional federal expenditures may be required to fund adequately other options identified in this paper. In part, these funds could come from a reallocation of existing federal expenditures. The Governors believe that energy should be a national priority.



# SOUTH/WEST ENERGY COUNCIL

## Legislative Report

SOUTH/WEST ENERGY COUNCIL (214) 541-1991

Following is an article which appeared in the December 13th issue of the *Oil Daily* titled Lawmakers' Energy Plan Targets Economic Slump written by Mr. Nick Snow.

### Lawmakers' Energy Plan Targets Economic Slump

*Legislators from eight oil and gas-producing states are asking President-Elect George Bush and the 101st Congress to adopt a national energy strategy that they say would not only address immediate supply security and environmental concerns but also ease growing domestic economic pressure.*

*"The problem that calls today for a national energy strategy, or a national energy management plan, is not a crisis such as the elimination of a major oil supply. It is less tangible than a military disruption of a crude oil flow line, but more threatening. It is the stability of our national economy," the South/West Energy Council says in a draft document approved by members last weekend at a meeting in Santa Fe, N.M.*

*"Our plans are for several of our members to take the plan to members of their congressional delegations in January in an attempt to develop a 'Dear Colleague' letter in Congress," a Council spokesman told the Oil Daily Monday. "But we are pursuing other avenues as well, including sending the draft directly to the Bush Transition staff." [Ed. Note: Senator Samuel Nunez, Jr. (La.) met with President-Elect Bush and personally presented a copy of the Council Energy Strategy.]*

*The document was prepared by state lawmakers from Alabama, Alaska, Arkansas, Colorado, Louisiana, New Mexico, Oklahoma, and Texas. It lists as the strategy's goal "to provide a stable supply of reasonably-priced energy in an efficient and environmentally-sound manner to meet the needs of (U.S.) citizens, economy and national security interests." At the same time, it adds, "energy security shall be the long-term goal of the United States."*

*The proposed strategy's recommendations include:*

*Improving energy conservation efforts. These involve raising Corporate Average Fuel Efficiency Standards for automobiles; energy efficiency provisions in building codes (including lighting efficiency standards); home appliance, heating and cooling unit efficiency standards; and waste recycling or reduction standards for industrial manufacturing.*

*The Council also recommends promoting energy conservation education and technology research (including superconductivity).*

*Promoting domestic crude oil production in an environmentally sound manner. The Council says this can be accomplished by providing tax and accounting incentives to oil producers for domestic exploration and production efforts "with specific investment tax credits for research and development and enhanced oil and gas recovery."*

*It also calls for more active federal lands management that would "recognize the potential that public lands hold, particularly in Alaska, for environmentally-sound development of energy resources."*

*Assuring that energy resources are used more efficiently. The recommendation here is for more research and development of alternative fuels, "particularly for the transportation sector and primary modes of personal transportation."*

*Also suggested are promotion of enhanced oil and gas recover from known reserves; and development of a research, demonstration and commercialization program for unconventional crude sources pursued through a cooperative effort involving industry, higher education and national laboratories.*

*Beginning to manage U.S. crude oil imports. This would involve diversifying foreign sources (and opening a dialogue with suppliers worldwide), allowing Alaskan North Slope crude to be exported, pursuing a Pan American Energy Alliance, continuing to fill the U.S. Strategic Petroleum Reserve to its 750 million-barrel goal. The Council also suggests considering technological barriers that prevent use of vast unconventional crude reserves in the western Hemisphere, according to the Council.*

*More aggressive promotion of natural gas production and use. The report cites the environmental benefits gas offers in residential, commercial, industrial, utility and transportation applications (including co-firing with other fuels to increase efficiency and reduce adverse environmental impacts).*

*It calls for tax and accounting incentives for producers, along with "complete price deregulation as existing contracts expire," and expedited Federal Energy Regulatory Commission approval of pipeline construction to new markets, "particularly the oil-dependent market of the Northeast."*

*The draft document also calls for continued federal support of research and development of methanol and natural gas-fuel vehicles.*

*Instituting a long-range, stable renewable energy development program that would identify and assist renewable energy sources from research and development through demonstration projects and commercialization through a cooperative effort among industry, higher education and the national laboratories."*

*It says that such development must be ranked and funded on the basis of energy efficiency, economic competitiveness, environmental impacts, and technological adaptability.*

*Intensify a federal/state electric energy commitment so it would not only draw on state public utility commissions' abilities to evaluate consumer needs and concerns but also use federal strengths in establishing uniform nuclear power plant designs and formulating a prompt response to the question of disposing of spent nuclear fuel.*

*The document's executive summary concludes with the observation that developing "environmentally-sound energy conservation, supply and distribution systems requires years of long-range planning, and sustained efforts."*

---

## Bush's Picks

President-Elect George Bush has selected retiring United States Representative Manuel Lujan, Jr. (R-NM), as nominee for Interior Secretary, and Mr. William K. Reilly, president of the Conservation Foundation and World Wildlife Fund, to be Administrator of EPA.

Lujan has expressed his support for developing the ANWR, however, his position on other key issues is unclear. The stand he will assume on offshore drilling and other public land issues leaves some industry officials uncertain. Lujan has in the past shown his willingness to compromise and avoid rigid ideological positions. On the whole the energy industry is supportive of Lujan's nomination and are pleased Bush picked someone from an energy producing state who understands the primary issues.

## Bush's Picks cont ...

According to Mr. John H. Adams, Executive Director of the National Resources Defense Council, "Lujan's appointment weakens whatever positive signal to the environmental community the president-elect may have hoped to send with the appointment of William Reilly to head the EPA."



Reilly's appointment is approached by both the energy industry and environmental groups with caution. The industry views Reilly as a "moderate" environmentalist while environmentalists view Reilly as a "conservative" environmentalist. Environmental groups are, however, happy that Bush selected the EPA administrator from among their own ranks.



Bush has yet to name his choice for Secretary of Energy. Those under consideration include Mr. James R. Schlesinger, Dr. John M. Deutch, former Representative Henson Moore, and Mr. Lee Thomas. Mr. Schlesinger, who was Secretary of Energy under Carter, is considered the favorite.

---

## Year-End Message

In his year-end message Mr. Charles J. DiBona, President of the American Petroleum Institute, warned that it would be "foolish to threaten U.S. economic growth by increasing the gasoline tax substantially."

Taking note of suggestions that a large boost in the federal motor fuels tax would promote energy conservation and help reduce the federal budget deficit, DiBona explained: "The severe damage that would rapidly result from such a discriminatory and regressive tax increase -- including higher inflation, slower growth and increased unemployment -- would outweigh the environmental and energy security benefits of the induced conservation. And since a significant fraction of the revenues generated by a gasoline tax increase would be offset by declines in other sources of government income or absorbed in new expenditures needed to cope with the damage caused by the tax, those revenues cannot realistically be expected to vanquish the deficit."

DiBona pointed out the U.S. dependence on foreign oil is growing, reaching almost 42 percent of total U.S. oil use in 1988. "Rapid oil import growth is likely to continue as long as prices remain relatively low. But low oil prices are unlikely to last forever -- so we should think hard about the implications of high import dependence."

DiBona also urged Congress to help reduce this dependence by opening more government lands for petroleum exploration, especially the highly promising coastal plain in the northeastern corner of Alaska.

---

Bill Brewster ..... Chairman  
Patrick Raffaniello .. Executive Director  
Jefferies Murray ..... Editor

290 East Carpenter Freeway Suite 114  
Irving, Texas 75062

Vol.101~1~1      9 January 1989

---

## Statistics

U.S. ~~crude oil~~ production - after falling 4.1 percent in 1987 - declined another 2.3 percent in 1988, ~~according~~ to production statistics released this week by Denver-based Petroleum Information ~~Contract~~. production of natural gas continued the move upward begun in 1987. The 1988 ~~domestic~~ daily average of nearly 52.9 billion cubic feet was an increase of 1.7 percent from the ~~1987~~ average.

	<u>Crude Oil Production (m/b per day)</u>			<u>Natural Gas Production (bcf per day)</u>		
	1987	1988	+/-	1987	1988	+/-
Texas	2.09	1.99	-5.0%	15.11	15.44	+2.2%
Oklahoma	0.363	0.346	-4.7%	5.48	5.35	-2.4%
Louisiana	0.409	0.385	-5.9%	4.2	4.16	-1.0%
Total	8.34	8.15	-2.3%	52.00	52.87	+1.7%

## Council News

### Events

*South/West Energy Council Spring Conference - San Antonio, Texas*  
 March 31st, April 1st, and 2nd

The Council has copies of the final draft of the National Energy Strategy. For copies please contact ~~James Murray~~ [214] 541 1991.

South/West Energy Council  
 290 East ~~Center~~ Freeway  
 Suite 114  
 Irving, Texas ~~75062~~

BULK RATE  
 US POSTAGE  
 PAID  
 IRVING, TEXAS  
 PERMIT NO. 390

Mr. Danny Consenstine  
 State of Alaska  
 Post Office Box V  
 Juneau, AK 99811

South West  
*Energy Council*

## A NATIONAL ENERGY STRATEGY

ALABAMA



ALASKA



ARKANSAS



COLORADO



LOUISIANA



NEW MEXICO



OKLAHOMA



TEXAS



*The South/West Energy Council believes that the President and Congress should aggressively implement a national energy strategy. Energy is the key to assuring a viable economy, a strong national defense and sustaining the American way of life. This Strategy is strongly recommended as a starting point for federal efforts.*

# **CORRECTION**

**THIS DOCUMENT  
HAS BEEN REPHOTOGRAPHED  
TO ASSURE LEGIBILITY**

South West  
*Energy Council*

## A NATIONAL ENERGY STRATEGY

ALABAMA



ALASKA



ARKANSAS



COLORADO



LOUISIANA



NEW MEXICO



OKLAHOMA



TEXAS



*The South/West Energy Council believes that the President and Congress should aggressively implement a national energy strategy. Energy is the key to assuring a viable economy, a strong national defense and sustaining the American way of life. This Strategy is strongly recommended as a starting point for federal efforts.*

**T**he South/West Energy Council was formed in 1975 by elected leaders of key energy producing states to encourage the development of the nation's indigenous energy resources while maintaining the integrity of our natural environment.

Funded by state appropriations, the Energy Council provides its member states a forum for addressing state and federal policies toward energy development and environmental protection. Its activities range from fact-finding meetings and policy workshops to representation before the Congress and federal agencies.

Delegates to the Energy Council are appointed by the legislative leadership from the House and Senate in each member state, and are served by professional staff from offices in Irving, Texas.



# A NATIONAL ENERGY STRATEGY

## Goal

It shall be the goal of the United States' energy strategy to provide a stable supply of reasonably-priced energy in an efficient and environmentally-sound manner to meet the needs of its citizens, economy, and national security interests. Energy independence shall be the long term goal of the United States.

## Conservation

It shall be the energy strategy of the United States to promote energy conservation, improving efficiency, in a variety of ways by setting or strengthening: Corporate Average Fuel Efficiency Standards for automobiles; energy efficiency provisions in building codes (including lighting efficiency standards); home appliance and heating and cooling unit efficiency standards; and waste recycling or reduction standards for industrial manufacturing.

Also, the federal government shall promote energy conservation education and fund research into conservation technologies. Basic energy conservation research funded by the government shall include superconductivity studies.

## Crude Oil

It shall be the strategy of the United States to promote the environmentally-sound production of domestic energy resources, the conservation and efficient use of energy resources, and the management of energy imports.

It shall be the policy of the United States to promote and encourage domestic production of crude oil in an environmentally-sound manner in order to supply United States consumers with a secure source of petroleum, and provide a stabilizing influence to the world price of crude oil. In this regard the federal government shall provide tax and tax accounting incentives to oil producers for domestic exploration and development efforts with specific investment tax credits for research and development and enhanced oil and gas recovery.

It shall be the policy of the United States to assure that energy resources are utilized in a manner that recovers the most energy value possible. Similarly, it is the strategy of the United States to alleviate oil dependency by funding research and development to perfect alternative fuels, particularly for the transportation sector and primary modes of personal transportation. Enhanced oil and gas recovery from known reserves shall be promoted, and a research, development, demonstration, and commercialization program for unconventional sources of crude oil shall be pursued through a cooperative effort among industry, higher education, and national laboratories.

It shall be the policy of the federal government to manage United States imports by diversifying import suppliers, allowing the exportation of Alaskan crude oil, pursuing a Pan American Energy Alliance with Western Hemisphere producing nations, resolving technological barriers to the use of vast reserves of unconventional crude oil in the Western Hemisphere, and opening a dialogue with suppliers worldwide. It shall also be the policy of the United States to continue filling the Strategic Petroleum Reserve, at least to its present goal of 750 million barrels.

It shall be the strategy of the United States to support active management of federal lands and Outer Continental Shelf areas in accordance with principles of multiple use and to recognize the potential that public lands hold, particularly in Alaska, for environmentally-sound development of energy resources.

### Coal

Coal is America's leading fuel in terms of reserves. It holds the promise of long-term energy security for this nation. However, its current use is constrained by aged technology and environmental concerns.

The Clean Coal Technology Program addresses both these constraints and offers additional benefits as well. The Program commits 5 billion dollars, half federal government funding and the half private sector monies, to demonstrate improved technology.

These projects not only burn coal in an environmentally-safe manner, but more efficiently as well. Many environmental concerns can be satisfied through the aggressive development and implementation of clean coal technologies which will allow the use of all types of coal reserves economically and cleanly without environmentally significant by-products or waste materials.

The Program will make the United States a technological leader, with the ability to export not only coal but clean, efficient coal technology to other nations of the world. The program also fulfills this nation's promise to its neighbor, Canada, to forcefully address transboundary environmental problems.

It shall be the strategy of the United States that the Clean Coal Technology Program be continued for its environmental, conservation, and export potential.

### Natural Gas

It shall be part of the strategy of the United States to promote the use of clean, efficient natural gas in residential, commercial, industrial, utility, and transportation applications. Such use shall include the co-firing of natural gas with other fuels for efficiency or environmental purposes.

The United States shall promote and encourage domestic production of natural gas in an environmentally-sound manner by providing tax and tax accounting incentives to producers of natural gas. Further, the federal government shall complete price deregulation as existing contracts expire.

The Federal Energy Regulatory Commission shall expedite approval of pipeline construction serving new markets, particularly the oil-dependent residential market of the Northeast, and shall assure that all such projects provide access by interconnecting pipelines to producing areas of this nation.

The federal government shall fund continuing research and development relative to the environmentally-sound production and use of natural gas, in order to conserve energy by improving efficiency and shall promote development of methanol and natural gas-fueled vehicles.

## Renewable Energy

Renewable energy sources are characterized by a broad range of technologies, costs, efficiencies, and environmental concerns. Recognizing this spectrum of resources, it shall be the strategy of the United States to institute a long range, stable Renewable Energy Development Program which identifies and assists renewable energy sources from research and development through demonstration projects and commercialization in a cooperative effort among industry, higher education, and national laboratories.

Renewable energy resource development must be ranked and funded on the basis of factors including energy efficiency, economic competitiveness, environmental impacts, and technological adaptability. Part of this program, and critical to its success, is federal development of alternative technologies that improve renewable energy efficiencies, cut costs, and assist in integrating renewable energy into existing energy systems. Also needed is a translation and distribution system for international technical and marketing papers on renewable energy.

## Electricity

It shall be the strategy of the United States to promote the development of sources of electric energy that are sufficient to meet national needs, secure from external threat, reliable in availability and delivery, safe relative to people and the environment, and efficient for use in homes, businesses and industries.

The electricity sector today is marked by tremendous regional diversity, especially with regard to capacity. Fuel usage also varies widely. Implementation of federal legislation that fails to recognize this diversity inevitably penalizes one region or another.

State regulatory bodies are close to consumers, utilities, industries, and concerned for state economic well-being. State regulatory bodies are in the best position to evaluate consumer needs, questions relative to fuel choice, economic development implications, and system reliability.

A federal government program for storage and disposal of spent nuclear fuel shall be finalized as quickly as is safely possible. Federally-acceptable, standardized nuclear powerplant designs must also be established.

Electricity research and development efforts shall be intensified with regard to energy efficiency, superconductivity, advanced and reasonable environmental controls in power generation, and development of cost-effective renewable supply technologies. The development of electric vehicles shall also be pursued.

## Implementation

The development of environmentally-sound energy, conservation, supply and distribution systems requires long range planning and sustained efforts. The immediate establishment and implementation of a national energy strategy, as recommended in this document and discussed in the related Background Paper, will assure that the future energy needs of American citizens, the United States economy and national security interests are met in an efficient and environmentally-sound manner.

South West  
*Energy Council*

REP. BILL K. BREWSTER (OK)  
CHAIRMAN  
SOUTH/WEST ENERGY COUNCIL

REP. JOHN W. RAMSEY (AR)  
CHAIRMAN  
SOUTH/WEST ENERGY RESEARCH FOUNDATION

**ALABAMA:**  
SEN. EARL GOODWIN  
SEN. EARL HILLIARD  
REP. TAYLOR F. HARPER  
REP. WALLER E. PENRY, JR.

**LOUISIANA:**  
SEN. ALLEN R. BARES  
SEN. SAMUEL B. NUNEZ, JR.  
REP. JOHN SIRACUSA  
REP. ARTHUR W. SOUR

**ALASKA:**  
SEN. BETTYE M. FAHRENKAMP  
SEN. DRUE PEARCE  
REP. MARK BOYER  
REP. MIKE NAVARRE

**NEW MEXICO:**  
SEN. MANNY M. ARAGON  
SEN. JOSEPH K. HARVEY  
REP. RICHARD T. KNOWLES  
REP. ROBERT S. LIGHT

**ARKANSAS:**  
SEN. W. D. MOORE, JR.  
SEN. KNOX NELSON  
REP. L. L. BRYAN  
REP. LLOYD GEORGE  
REP. JOHN W. RAMSEY

**OKLAHOMA:**  
SEN. BILLY A. MICKLE  
SEN. STRATTON TAYLOR  
REP. LARRY ADAIR  
REP. BILL K. BREWSTER

**COLORADO:**  
SEN. TELMAN M. BISHOP  
SEN. TED L. STRICKLAND  
REP. CARL B. BLEDSOE  
REP. SCOTT MCINNIS

**TEXAS:**  
SEN. GRANT JONES  
REP. JIM McWILLIAMS  
REP. RICK PERRY  
REP. DAN SHELLEY

PATRICK J. RAFTANIELLO  
EXECUTIVE DIRECTOR

290 E. CARPENTER FREEWAY  
SUITE 114  
IRVING, TEXAS 75062  
214-541-1991  
FAX 214-717-0647

South West  
*Energy Council*

A NATIONAL ENERGY STRATEGY  
AND BACKGROUND PAPER

ALABAMA

■

ALASKA

■

ARKANSAS

■

COLORADO

■

LOUISIANA

■

NEW MEXICO

■

OKLAHOMA

■

TEXAS

■

*The South/West Energy Council believes that the President and Congress should aggressively implement a national energy strategy. Energy is the key to assuring a viable economy, a strong national defense and sustaining the American way of life. This Strategy is strongly recommended as a starting point for federal efforts.*

# A NATIONAL ENERGY STRATEGY AND BACKGROUND PAPER

*The South/West Energy Council and the South/West Energy Research Foundation believes that the President and Congress should aggressively implement a national energy strategy. Energy is the key to assuring a viable economy, a strong national defense and sustaining the American way of life. This Strategy is strongly recommended as a starting point for federal efforts.*

SOUTH/WEST ENERGY COUNCIL  
AND  
SOUTH/WEST ENERGY RESEARCH FOUNDATION

**SOUTH/WEST ENERGY COUNCIL  
AND  
THE SOUTH/WEST ENERGY RESEARCH FOUNDATION  
NATIONAL ENERGY STRATEGY PROJECT**

**TABLE OF CONTENTS**

A National Energy Strategy .....	1
Executive Committee .....	5
Introduction to Energy Strategy Background Paper .....	7
Goal Statement .....	15
Conservation .....	17
Crude Oil .....	23
Coal .....	33
Natural Gas .....	45
Renewable Energy .....	57
Electricity .....	71
Issue Index .....	85
Bibliography .....	89

## List of Tables

1987 U. S. Energy Consumption.....	10
Indicators and Trends Related to Energy and Economic Security.....	13
U. S. Reserves, Production, Imports, and Consumption 1970 - 1987.....	24
1988 DOE Crude Oil Outlook.....	27
Retrofit Technologies.....	40
Repowering Technologies.....	41
Conversion Technologies.....	41
Total United States Gas Reserves and Resources Assessed.....	46
Summary of Fuel and Vehicle Characteristics When Alternative Energy Sources Replace Gasoline.....	55
Renewable Energy Contribution to U.S. Energy Supply.....	58
Renewable Energy Electric Generation.....	59
Matching Up Renewable Energy Sources with End-Uses.....	64

## List of Figures

1986 Free World Oil Reserves and Consumption.....	9
Production, Conservation and Imports Scenario.....	11
All Sectors of U. S. Economy Now Use Energy More Efficiently.....	17
Percentage Improvement in End-Use Efficiencies (Beyond 1973 Averages).....	18
Consumption of All U. S. Primary Energy Broke Down Like This in 1985.....	19
U. S. Fossil Fuel Consumption By Use Sector (1986).....	34
Emissions of SO <sub>2</sub> and NO <sub>x</sub> in Continental U.S. (1984).....	36
1986 Sources of U.S. Sulfur Dioxide Emissions.....	37
Proposed Funding For DOE's Clean Coal Technology Program.....	39
Natural Gas Consumption By End-Use Sector, 1987.....	48
Renewable Energy Electric Generation.....	60
Total Federal Renewable Energy Budget 1977-83.....	66
1987 Electricity Generation By Utilities By Fuel Source.....	71
1987 Electricity Consumption By Sector.....	74
North American Electric Reliability Council Region Map.....	76
Electric Generating Capacity Additions By U.S. Utilities Made and Planned, 1966-1996.....	79

## A NATIONAL ENERGY STRATEGY

### Goal

It shall be the goal of the United States' energy strategy to provide a stable supply of reasonably-priced energy in an efficient and environmentally-sound manner to meet the needs of its citizens, economy and national security interests. Energy independence shall be the long term goal of the United States.

### Conservation

It shall be the energy strategy of the United States to promote energy conservation, improving efficiency, in a variety of ways by setting or strengthening: Corporate Average Fuel Efficiency Standards for automobiles; energy efficiency provisions in building codes (including lighting efficiency standards); home appliance, heating and cooling unit efficiency standards; and waste recycling or reduction standards for industrial manufacturing.

Also, the federal government shall promote energy conservation education and fund research into conservation technologies. Basic energy conservation research funded by the government shall include superconductivity studies.

### Crude Oil

It shall be the strategy of the United States to promote the environmentally-sound production of domestic energy resources, the conservation and efficient use of energy resources, and the management of energy imports.

It shall be the policy of the United States to promote and encourage domestic production of crude oil in an environmentally-sound manner in order to supply U.S. consumers with a secure source of petroleum, and provide a stabilizing influence to the world price of crude oil. In this regard the federal government shall provide tax and tax accounting incentives to oil producers for domestic exploration and development efforts with specific investment tax credits for research and development and enhanced oil and gas recovery.

It shall be the policy of the United States to assure that energy resources are utilized in a manner that recovers the most energy value possible. Similarly, it is the strategy of the United States to alleviate oil dependency by funding research and development to perfect alternative fuels, particularly for the transportation sector and primary modes of personal transportation. Enhanced oil and gas recovery from known reserves shall be promoted, and a research, development, demonstration and commercialization program for unconventional sources of crude oil shall be pursued through a cooperative effort among industry, higher education and national laboratories.

It shall be the policy of the federal government to manage U. S. imports by diversifying import suppliers, allowing the exportation of Alaskan crude oil, pursuing a Pan American Energy Alliance with Western Hemisphere producing nations, considering technological barriers to the use of vast reserves of unconventional crude oil in the Western Hemisphere and opening a dialogue with suppliers worldwide. It shall also be the policy of the United States to continue filling the Strategic Petroleum Reserve, at least to its present goal of 750 million barrels.

## Renewable Energy

Renewable energy sources are characterized by a broad range of technologies, costs, efficiencies and environmental concerns. Recognizing this spectrum of resources, it shall be the strategy of the U. S. to institute a long range, stable Renewable Energy Development Program which identifies and assists renewable energy sources from research and development through demonstration projects and commercialization in a cooperative effort among industry, higher education and national laboratories.

Renewable energy resource development must be ranked and funded on the basis of factors including energy efficiency, economic competitiveness, environmental impacts and technological adaptability. Part of this program, and critical to its success, is federal development of alternative technologies that improve renewable energy efficiencies, cut costs and assist in integrating renewable energy into existing energy systems. Also needed is a translation and distribution system for international technical and marketing papers on renewable energy.

## Electricity

It shall be the strategy of the United States to promote the development of sources of electric energy that are sufficient to meet national needs, secure from external threat, reliable in availability and delivery, safe relative to people and the environment and efficient for use in homes, businesses and industries.

The electricity sector today is marked by tremendous regional diversity, especially with regard to capacity. Fuel usage also varies widely. Implementation of federal legislation that fails to recognize this diversity inevitably penalizes one region or another.

State regulatory bodies are close to consumers, utilities, industries, and concerned for state economic well-being. State regulatory bodies are in the best position to evaluate consumer needs, questions relative to fuel choice, economic development implications, and system reliability.

A federal government program for storage and disposal of spent nuclear fuel shall be finalized as quickly as is safely possible. Federally-acceptable, standardized nuclear powerplant designs must also be established.

Electricity research and development efforts shall be intensified with regard to energy efficiency, superconductivity, advanced and reasonable environmental controls in power generation, and development of cost-effective renewable supply technologies. The development of electric vehicles shall also be pursued.

## Implementation

The development of environmentally-sound energy conservation, supply and distribution systems requires long range planning and sustained efforts. The immediate establishment and implementation of a national energy strategy, as recommended in this document and discussed in the related Background Paper, will assure that the future energy needs of American citizens, the U.S. economy and national security interests are met in an efficient and environmentally-sound manner.

**EXECUTIVE COMMITTEE**  
**SOUTH/WEST ENERGY COUNCIL**

**Chairman Bill Brewster**  
**Representative, Oklahoma**

and

**SOUTH/WEST ENERGY RESEARCH FOUNDATION**

**Chairman John W. "Bill" Ramsey**  
**Representative, Arkansas**

ALABAMA

Senator Earl Goodwin  
Senator William J. Menton  
Representative Taylor F. Harper  
Representative Walter E. Penry, Jr.

LOUISIANA

Senate President Allen Bares  
Senate President Pro Tem Samuel B. Nunez, Jr.  
Representative Arthur W. Sour  
Representative John Siracusa

ALASKA

Senator Jan Faiks  
Senator Rick Halford  
Representative Kay Brown  
Representative John Sund

NEW MEXICO

Senator Joseph K. Harvey  
Senator Budd H. Hebert  
House Minority Leader Richard T. Knowles  
Representative Robert S. Light

ARKANSAS

Senator W. D. Moore, Jr.  
Senator Knox Nelson  
Representative L. L. Bryan  
Representative Lloyd George

OKLAHOMA

Senator Roy Sadler  
Senator Billy A. Mickle  
Representative Larry Adair

COLORADO

Senator Tilman M. Bishop  
Senate President Ted L. Strickland  
House Speaker Carl B. Bledsoe  
Representative Scott McInnis

TEXAS

Senator Grant Jones  
Representative Rick Perry  
Representative Jim McWilliams  
Representative Dan Shelley

**Patrick J. Raffaniello**  
**Executive Director**

**Lori Cameron**  
**National Energy Strategy Project Director**

## INTRODUCTION

In 1988, because of the vital relationship between energy, the economy and the long term security of this nation, the South/West Energy Council (the Council) and the South/West Energy Research Foundation (the Foundation) undertook a project to provide a national energy strategy. As proposed, the National Energy Strategy presents a series of recommendations relative to conservation, crude oil, coal, natural gas, renewable energy and electricity.

The South/West Energy Council consists of legislators from the states of Alabama, Alaska, Arkansas, Colorado, Louisiana, New Mexico, Oklahoma and Texas. The National Energy Strategy has been unanimously adopted by the South/West Energy Council for transmittal to President-elect George Bush and the One Hundred and First Congress of the United States.

In preparing the National Energy Strategy, the Council and its research affiliate, the Foundation, held a series of workshops, drawing on distinguished experts. This Background Paper was commissioned to provide a research overview and consolidate points raised at the workshops. It attempts to identify current energy-related issues while providing the basis for long term policy. As such, the Background Paper is a tool and some members of the Council or the Foundation may not agree with specific parts of it.

Overall, the South/West Energy Council has found that the nation's commitment to energy conservation, which led to substantial gains in efficiency over the last decade, needs to be renewed, and domestic production of crude oil promoted. Simultaneously, crude oil imports should be managed by a variety of means including a Pan American Energy Alliance, import diversification and the opening of a dialogue with major suppliers to the U.S.

The Clean Coal Technology Program is supported in order to provide advanced technology, improving the environment acceptability and efficiency of coal-powered generation. A stable, long term Renewable Energy Development Program will address the broad range of renewable energy sources awaiting research, development, demonstration or commercialization. Continued emphasis on state regulation of electric power, keeping considerations of electric system reliability and efficiency close to the consumer, is recommended. Finally, immediate action to clearly articulate and implement a national energy strategy is required.

The concern that calls today for a national energy strategy, or a national energy management plan, is not a crisis such as the elimination of a major source of supply. It is less tangible than a military disruption of a crude oil flow line, but more threatening. It is the future stability of our national economy.

Over the last 15 years, the U. S. has seen three major changes in the price of oil, two significant increases and a decrease from which a solid price has not yet clearly emerged. These price fluctuations have been followed by two national recessions and a depression in producing regions of the country.

Forty-three percent of the energy consumed in this country is petroleum. The U. S. economy is subject to control of an essential commodity, which in turn is subject to the control of foreign interests. Energy dependency and the economic dislocation threat it portends does not require that the U. S. take over foreign interests but neither does it recommend that the threat be ignored, in hopes of beating the odds on an economic disruption.

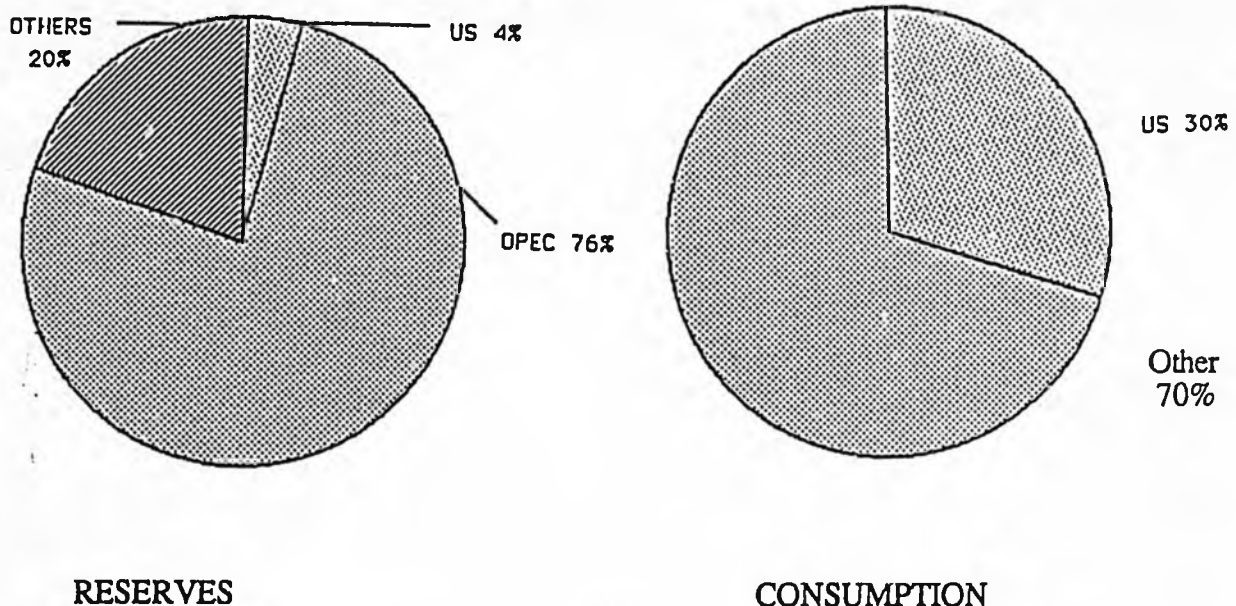
It requires a management plan that maximizes American resources, recovering domestic resources and recovering energy value from those resources, while managing necessary imports to the country's best advantage. This plan must move the U.S. toward eventual energy independence.

The U.S. position is a relatively simple matter of supply and demand. This country has four percent of the free world's oil reserves; the Organization of Petroleum Exporting Countries (OPEC) has fully three-quarters.

On the other hand, as Figure 1 indicates, the U.S. accounts for 30 percent of the free world's consumption of oil. Given the nation's current energy supply mix and consumption habits, the U. S. has long passed any hope of energy self-sufficiency through crude oil production. In a little more than a year (at the end of 1990), imports are expected to account for half of the nation's consumption of crude oil.

FIGURE 1

1986 FREE WORLD OIL RESERVES AND CONSUMPTION



Source: South/West Energy Council

While oil is not the only indigenous energy source, its role in the national consumption pattern is a dominant one. As Table 1 indicates, petroleum products account for well over forty percent of the energy consumed in the U.S. Importantly, particularly with regard to the transportation sector, there are virtually no technically-feasible alternate fuels currently available for use as substitutes for petroleum. Consequently, a national energy policy must first and foremost deal with crude oil.

TABLE 1

## 1987 U.S. ENERGY CONSUMPTION

	Quadrillion Btu	Percent
Petroleum Products	32.63	41
Coal	18.00	23
Natural Gas	17.18	22
Nuclear	4.92	6
Hydropower	3.04	4
Other	2.85	4
Total	<hr/> 78.62	<hr/> 100

---

Source: DOE-EIA, South/West Energy Council

In terms of crafting an energy policy, the last two decades has provided a wealth of experience upon which to draw. Some of it has been unfortunate, like the last national policy which in 1985, declared the U. S. to be in good energy health immediately prior to the world price collapse that halved domestic exploration.

Some of the experience has been extremely hopeful, like the conservation strides of the 1970s that have allowed the national economy to grow by 2.5 percent a year while consumption of oil has remained at its 1973 level; or the production of this country's greatest oil field at Prudhoe Bay. Despite this experience, crude oil dependency and dogmatically exclusive proposals for energy security still face policy makers.

The dependency is clear. Examine for example, the transportation sector. The U.S. is 97 percent dependent on oil for transportation. Without oil, this nation does not move.

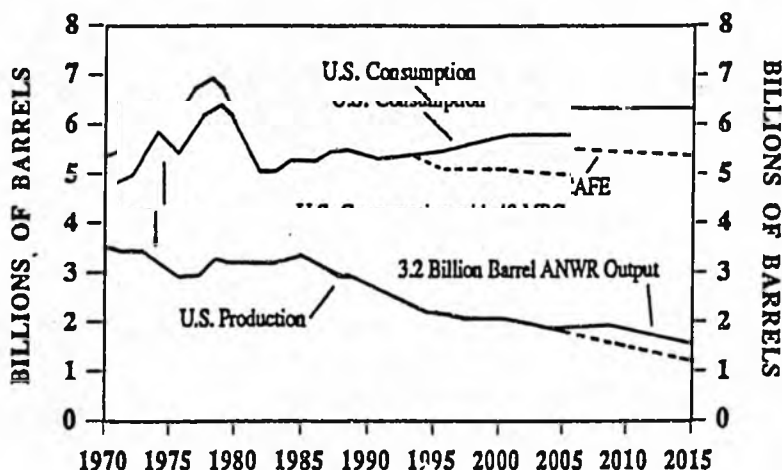
Exclusive policy proposals are perhaps best characterized by the most recent federal approach -- let the market take care of the problem. With 76 percent of the free world's supply of oil belonging to OPEC nations, it is clear that the world oil market is not guided by an invisible hand but rather by some very real foreign governments.

Battles rage nationally over domestic production policies. A policy that would rely solely on domestic reserves simply can't live up to its promise. A policy that vilifies oil companies for "draining America first" may in fact lead to draining America of needed capital, as even now the U. S. sends four billion dollars a month abroad for foreign oil.

In fact, Figure 2 demonstrates the need to add to domestic production as national consumption levels are decreased. Clearly, despite conservation and domestic production efforts, imports will continue to be a critical component of America's energy mix over the short to medium term.

FIGURE 2

PRODUCTION, CONSERVATION AND IMPORTS SCENARIO



CAFE refers to corporate automobile fleet efficiency (federal mileage standards) and ANWR refers to potential production from oil and gas development of the Arctic National Wildlife Refuge.

Source: Yeager, p. 20.

Over the last decade, a degree of comfort has been afforded the U.S. as significant non-OPEC sources of oil were brought on line. Diversifying the sources of supply of imports is one way to manage the import situation. However, many of these producing nations are in supply positions similar to that of the U.S.; Canada has a smaller crude oil reserve base than does the U.S. and reserves in the United Kingdom are being fast depleted, just as are American reserves.

This is not to say that non-Middle Eastern sources of oil will not be available. In the Western Hemisphere, Mexico holds promise for the long term (in this case 12 years or more is long term) and new discoveries are being made, e.g. Brazil's largely unquantified strikes. The largest reserves, conventional and nonconventional, in this hemisphere are in Venezuela which, although a member of OPEC, supplied the U.S. during embargoes in the 1970s.

But the bulk of the world's conventional reserves rest in the Middle Eastern OPEC nations. If indeed this part of the world will be such important suppliers, then the U. S. should start a dialogue to find the common ground that no doubt exists between the world's largest consumer and its largest suppliers.

However much experience past energy policies have granted the nation, it has not been matched by security. In fact, as a nation the U. S. is in an unenviable position of having almost all of its indicators pointing away from a secure energy and economic position. The only bright spot is the Strategic Petroleum Reserve (SPR) which has become this nation's primary energy insurance policy. Consider the factors addressed in Table 2.

The goal of the nation's energy policy is clear; to provide a stable supply of reasonably-priced energy in an efficient and environmentally sound manner to meet the needs of its citizens, economy and national security interests. Energy independence should be the long term goal of the United States.

Over the short term the nation's energy management plan must provide for economic growth while testing the flexibility of supply and demand constraints; that is, how to maximize recovery of both domestic resources and energy from those resources through improved efficiency and conservation measures. Equally important, how can the U. S. best manage its oil imports as an essential component of the national energy mix.

TABLE 2

INDICATORS AND TRENDS RELATED  
TO ENERGY AND ECONOMIC SECURITY

U. S. Energy Consumption	↑	Consumption is once again increasing, after leveling off as a result of conservation efforts,
U. S. Production	↓	Decreasing, reflecting declining reserves and depressed world price,
Imports of Foreign Oil	↑	Predicted to break 50 percent by 1990,
Conservation	↓	Conservation incentives have been weakened,
Development of Renewable Fuels	↓	Federal research and development budgets gutted,
Strategic Petroleum Reserve	↑	Slowly increasing,
Trade Deficit	↑	In 1987, the U.S. trade deficit increased for the sixth year in a row, and
Environmental Concerns	↑	Greenhouse effect, ozone nonattainment and acid rain head the list of growing concerns.

Source: South/West Energy Council

Environmental concerns, available domestic supplies and the possibility of backing out some imported oil, point to natural gas as a near-term link to the nation's energy future. Finally, national security, international considerations and regional impacts must be addressed.

An energy strategy must look beyond a four year term or even eight years. It must be a continuum of policy measures addressing weak points immediately and strengthening the very basis of the economy over the long term by shifting to a less dependent position. It must not of itself be the cause of economic dislocations by mandating drastic changes in energy supply or demand parameters. Ultimately it must reach for energy independence.

## GOAL

It shall be the goal of the United States' energy strategy to provide a stable, reasonably-priced supply of energy in an efficient and environmentally-sound manner to meet the needs of its citizens, economy and national security interests. Energy independence shall be a long term goal of the United States.

## CONSERVATION

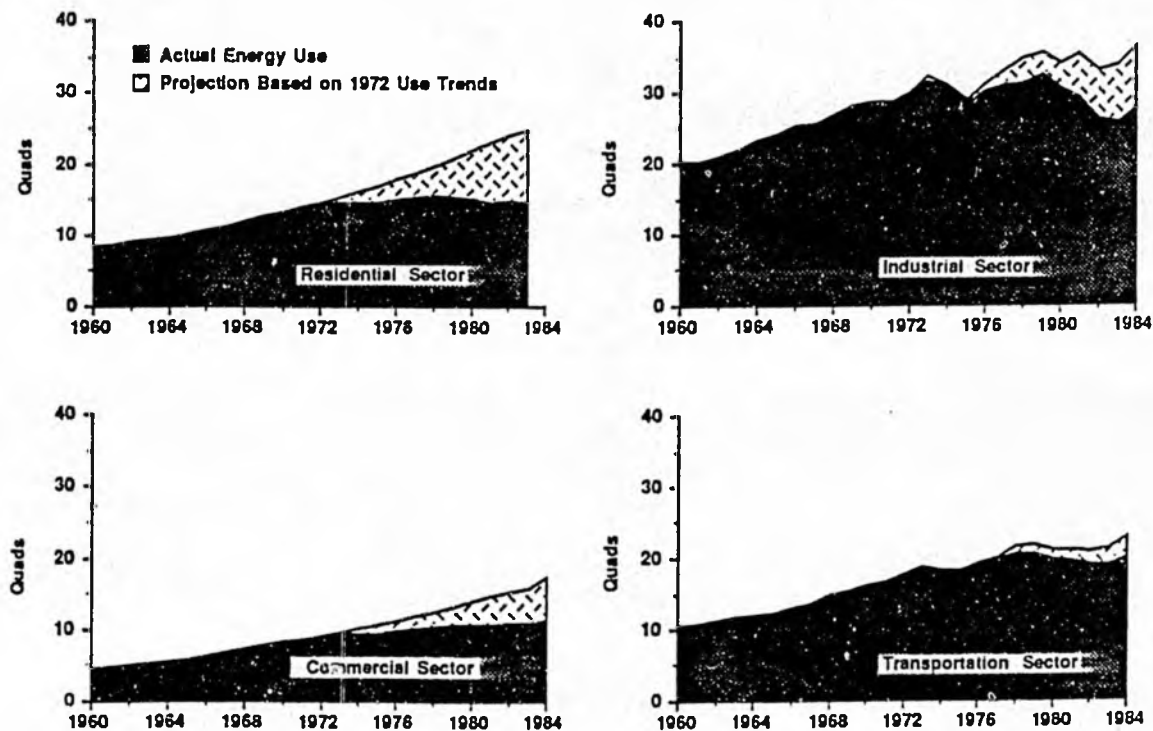
*The future of productive and secure energy in our society rests not on how big our supply is but rather on how intelligent we are in using what we have.*

Peter Bishop

The 1970s brought a new element to the nation's energy picture -- conservation. Driven by high energy prices, the oil embargo and federal policy, energy conservation efforts were undertaken in all sectors; residential/commercial, transportation, industrial and electric power generation. The result of those efforts is that the U. S. uses roughly the same amount of energy it did in 1973, although the economy has grown 30 percent in the intervening 15 years. Figure 1 demonstrates energy efficiency gains by sector.

**FIGURE 1**

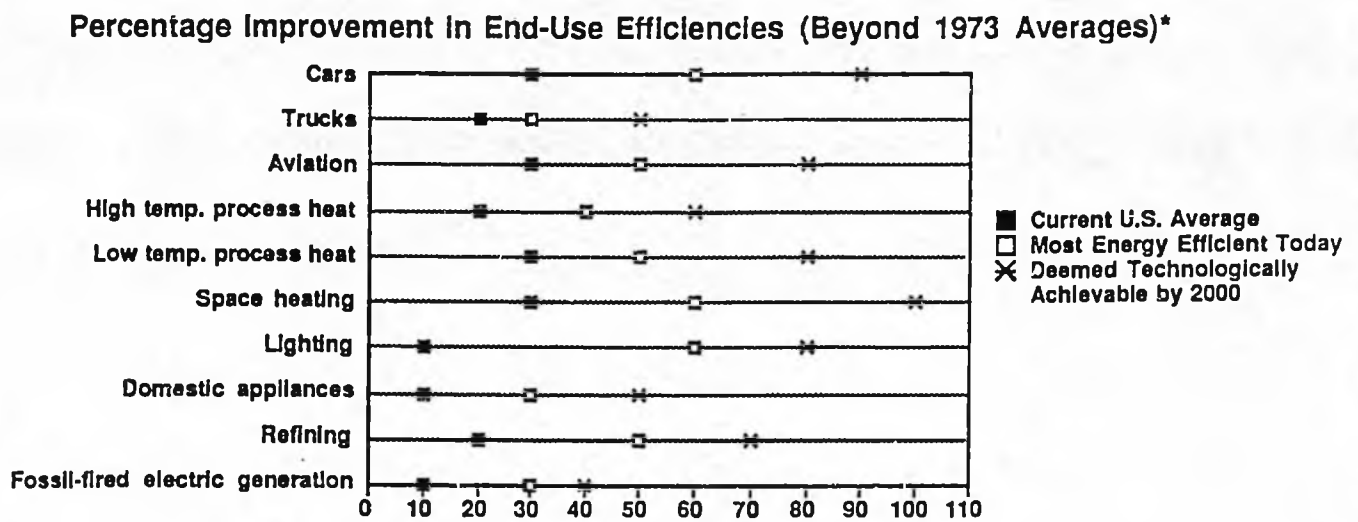
### All Sectors of U.S. Economy Now Use Energy More Efficiently



Source: U. S. Department of Energy (DOE/S 0057), p. 97.

However, there are still conservation gains to be made, based on existing technology. Americans use 2.4 times the energy per capita as the Japanese use. For instance, half the electricity used for lighting in the U. S. could be saved by energy efficiency strategies without sacrificing productivity.<sup>1</sup> Figure 2 illustrates end use efficiencies beyond 1973 averages.

**FIGURE 2**



Source: U. S. Department of Energy (DOE/S 0057), p. 106

Conservation, often referred to as energy productivity, means decreasing the amount of energy required to sustain a given level of goods and services.<sup>2</sup> Increasing the efficiency of our energy resources makes dollars invested more productive and eliminates certain environmental costs related to energy production.

In this regard, recycling and waste reduction programs are also energy conservation programs. Recycled paper requires 36 percent of the energy required to produce "new" paper and recycled aluminum 4 percent of such energy.<sup>3</sup>

<sup>1</sup> Gibbons, p. 11

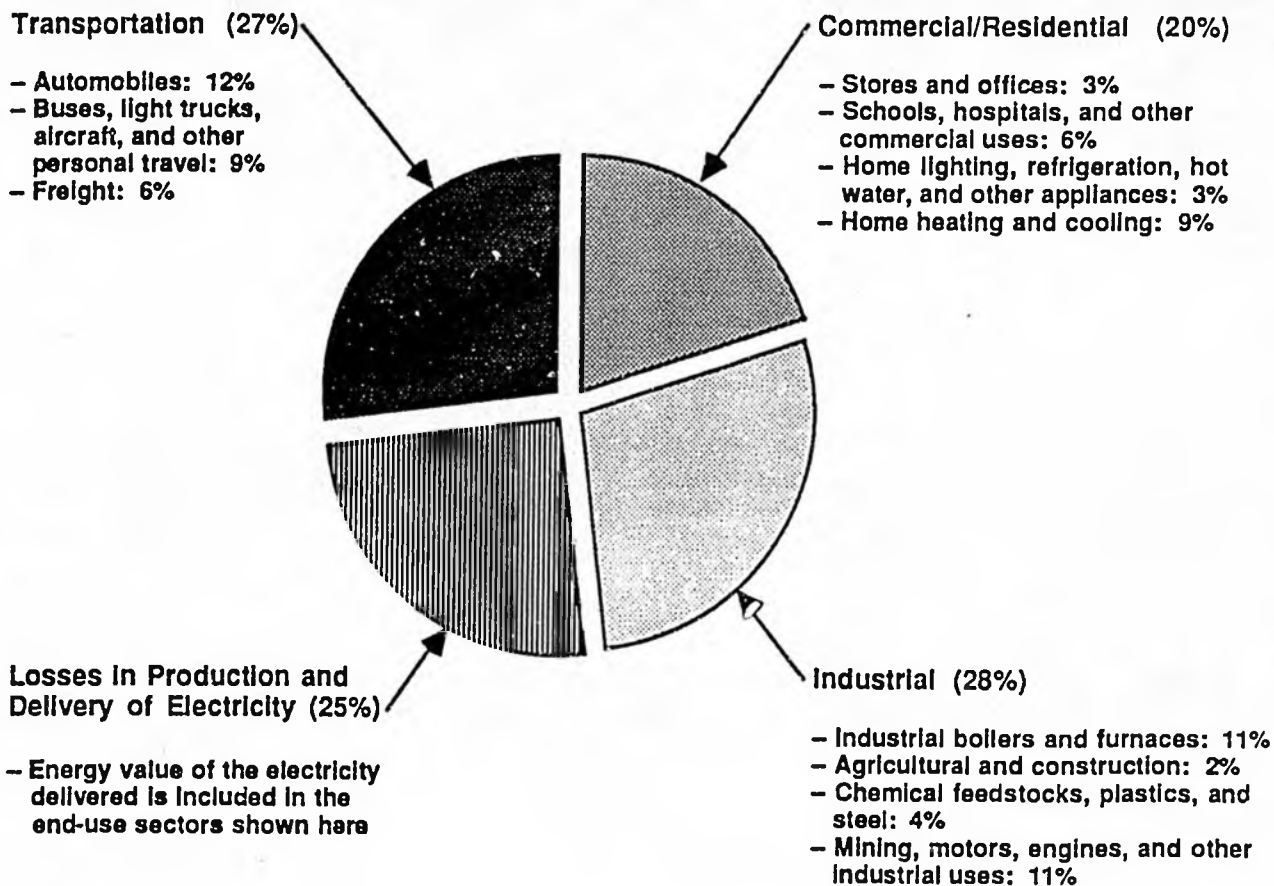
<sup>2</sup> Gibbons, p. 11

<sup>3</sup> Scull, p. 1

All energy consumers may benefit from conservation. As Figure 3 indicates, consumption of U.S. primary energy in 1985 was fairly evenly distributed among transportation, commercial and residential use, industrial consumption and losses in electricity production and transmission.

**FIGURE 3**

**Consumption of all U.S. primary energy broke down like this in 1985:**



Source: U. S. Department of Energy (DOE/S-0057), p. 100

Transportation represents over a quarter of our energy consumption. Fully 97 percent of our transportation runs on petroleum. The lack of alternative fuels that might replace gasoline and the strategic importance of crude to the U. S., make automobile fuel efficiency standards an essential component of any energy conservation policy.

In the area of commercial and residential consumption, building codes and appliance standards can have a real impact on energy savings. Refrigerator efficiency standards, part of a federal household appliance statute passed last year, are expected to reduce the need for power generation for household refrigeration by 1995 from as much as 107,000 Megawatts, as would have been indicated by earlier growth trends, to 21,000 Megawatts.<sup>4</sup>

About 73 percent of the fuel used by the industrial sector is petroleum and natural gas, strategically important fuels. Industrial conservation gains, primarily savings in oil and gas, have been noteworthy since the 1970s; energy use per unit of production has decreased about 20 percent.<sup>5</sup>

Future conservation in the industrial sector is expected to be derived mainly from new processes or process technology improvements. Recent studies have shown that industrial energy efficiency improvements are simply a matter of investment choice by large corporations and depend primarily on return on the dollar.<sup>6</sup> However, federal research on improving the economic efficiency of industrial processes may promote industrial conservation.

Electricity losses in production and delivery account for one quarter of the nation's primary energy consumption. Research into ways to eliminate these losses includes work on superconductivity, which would represent a major conservation breakthrough.

---

<sup>4</sup> Cavanagh, p. 17

<sup>5</sup> U.S. Congress, OTA; p. xi

<sup>6</sup> Ibid.

## CONSERVATION STRATEGY STATEMENT

It shall be the energy strategy of the United States to promote energy conservation, improving efficiency, in a variety of ways by setting or strengthening: Corporate Average Fuel Efficiency Standards for automobiles; energy efficiency provisions in building codes (including lighting efficiency standards); home appliance, heating and cooling unit efficiency standards; and waste recycling or reduction standards for industrial manufacturing.

Also, the federal government shall promote energy conservation education and fund research into conservation technologies. Basic energy conservation research funded by the government shall include superconductivity studies.

## CRUDE OIL

Over the last 15 years, there have been three worldwide oil price crises. Two of those saw prices double or triple while the third saw the price of oil fall to one-third of its previous level. Economic dislocation in the U.S. as a result of those price swings was severe. Each of the price increases caused nationwide recessions while the price decrease meant severely depressed economic conditions in the oil producing states of the U.S.

In order to define an energy policy that would avoid such economic havoc, nationally and regionally, it is important to review the status of the U.S. with regard to crude oil. Table 1 illustrates U.S. reserve, production, import and consumption levels since 1970.

This nation has not seen a major increase in reserves since the addition of Prudhoe Bay and the North Slope fields in the early 1970s. The oil price crash of late 1985 decreased domestic exploration by half (48 percent) in 1986. Exploratory drilling fell still further in 1987, boding ill for U.S. reserve replacement.

Production in the U.S. has generally declined over the last 20 years with the exception of production increases for a period during the late 1970s and early 1980s. According to the U.S. Department of Energy, conventional U.S. oil production will begin a permanent decline by 1990.

In 1987 oil imports were up for the second year in a row. However, these imports were marked by a diversity of source. Indeed, the world oil price collapse in 1985 - 86 was import-related, as OPEC attempted to regain the world market share it had lost to new international producers. In the late 1970s OPEC supplied 77 percent of U.S. imports. In 1987, OPEC supplied 52 percent of oil imports to the U.S.

**TABLE 1**  
**U.S. RESERVES, PRODUCTION, IMPORTS, AND CONSUMPTION**  
**1970 - 1987**

	'70	'71	'72	'73	'74	'75	'76	'77	'78	'79	'80	'81	'82	'83	'84	'85	'86	'87
<b>RESERVES</b> (Crude Oil)																		
(Billion Bls)	39.0	38.1	36.3	35.3	34.2	32.7	30.9	31.8	31.4	29.8	29.8	29.4	27.9	27.7	28.4	28.4	26.9	24.6
<b>PRODUCTION</b> (Crude Oil and Condensate)																		
(MMbbl/d)	9.63	9.46	9.44	9.20	8.77	8.37	8.13	8.24	8.70	8.55	8.59	8.57	8.64	8.68	8.87	8.97	8.68	8.31
<b>NET IMPORTS</b> (Crude Oil and Petroleum Products)																		
(MMbbl/d)	3.16	3.70	4.51	6.02	5.89	5.84	7.09	8.56	8.00	7.98	6.36	5.40	4.29	4.31	5.71	4.28	5.43	5.76
<b>CONSUMPTION</b> (Crude Oil and Natural Gas Liquids)																		
(MMbbl/d)	14.70	15.21	16.37	17.31	16.25	16.32	17.46	18.43	18.85	18.51	17.06	16.06	15.30	15.23	15.73	15.73	16.28	16.56

Source: DOE-EIA, Arthur Anderson & Co. and Cambridge Energy Research Associates, South/West Energy Council

Oil consumption levels in the U.S. reflect the impact of conservation efforts begun during the 1970s. Although oil consumption has risen for the last two years, it is still more than 15 percent below the nation's high consumption mark of 1978. While national economic output has grown at an average rate of 2.5 percent, the U.S. uses no more energy now than was consumed in 1973. In fact, U. S. oil consumption in 1987 was below 1973 levels.

As domestic oil and gas fields mature, interest is turning to the maintenance of stripper wells and enhanced recovery to maximize recovery from known reserves. Primary production methods may leave as much as 60 percent of oil and gas reserves in place. Once a well is shut down ("plugged and abandoned"), it is unlikely that a new well will be drilled to recover remaining reserves.

Enhanced production techniques, now generally expensive, recover some of the remaining increments of oil and gas. Research and development is needed to reduce the cost of enhanced recovery of identified reserves.

In addition to "conventional" crude oil, this nation has a wealth of nonconventional oil resources. For instance, oil shale deposits are found in sedimentary rocks, principally in the western U.S. Kerogen is extracted as a liquid oil and hydrocarbon gases when the rock is heated.

The U.S. leads the world in oil shale reserves. Deposits in Colorado, Utah and Wyoming may exceed 1000 feet. The total extent of the resource is estimated at over 2.5 trillion barrels of oil.

Although shale oil can be substituted for refinery feedstock, it is currently expensive, relative to conventional crude oil. Estimates of the cost of production range from \$30 to \$60 per barrel. Environmental, as well as economic, factors concerning oil shale require further research, development, demonstration and commercialization projects.

Related to domestic production is the matter of multiple use of federal lands. There are 727.1 million acres of federally owned land in the United States. That is approximately one in three acres or 32 percent of the nation's land mass.

The vast majority of the federal lands is managed by either the Department of Interior or the Department of Agriculture. The Department of Interior (e.g. the Bureau of Land Management, the National Parks Service, and the United States Fish and Wildlife Service) manages half a billion acres while Agriculture (e.g. the National Forest Service) administers about 190 million acres.

Each administrative agency is authorized to manage public lands under different statutory grants of authority. Consequently each has developed a separate set of standards or regulations for addressing issues of multiple use or access.

Almost half (44 percent) of all federal lands are found in Alaska. In fact, 87 percent of the state of Alaska is owned by the federal or state government.

Referred to as this nation's most significant federal conservation measure, the Alaska National Interest Lands Conservation Act (the Alaska Lands Act), passed in 1980, added 104 million acres to federal ownership.<sup>1</sup> The area set aside by the Alaska Lands Act for public ownership is equivalent to the entire Northeastern part of the country; equal to the total land areas of the states of Maine, New Hampshire, Vermont, Massachusetts, Rhode Island, Connecticut, New York, New Jersey and Pennsylvania.

Importantly, it is in Alaska that about one-quarter of this nation's proved crude oil reserves are known to exist and 17 percent of the nation's natural gas is found. There are also large coal deposits in Alaska.

Those reserves are this nation's energy "ace in the hole." The oil will be needed shortly, the natural gas may well be needed over the next few decades, and the coal represents a long term energy asset. The preservation of multiple use rights with regard to federal lands, especially those in Alaska, is essential if the United States is to develop our energy resources in an environmentally sound-manner.

The outlook for crude oil has been summarized by the Department of Energy in Table 2. According to DOE, in less than 25 years, even if consumption is held relatively constant, the U.S. will depend on foreign imports for almost two-thirds of our supply of crude oil.

---

<sup>1</sup>Quarles and Lundquist.

TABLE 2

1988  
DOE CRUDE OIL OUTLOOK  
(Quadrillion Btu's per Year)

	<u>1986</u>	<u>1990</u>	<u>1995</u>	<u>2000</u>	<u>2010</u>
Domestic Production	20	18.9	15.9	14.2	12.3
Imports	11.3	14.8	17.9	19.7	21.3
Consumption (Petroleum Liquids)	30.6	32.1	32.2	32.5	32.6

---

Source: DOE; South/West Energy Council

The U.S. balance of trade is even now suffering from oil imports. In 1987, the U.S. external trade deficit increased for the sixth year in a row. Oil represents about 10 percent by value of total U.S. imports. Increased oil imports will only put a greater burden on the trade deficit by sending capital abroad. The current rate of imports is costing the U.S. almost four billion dollars a month.

One means of mitigating the balance of trade problem may be to lift restrictions on the export of Alaskan crude oil. Sold on the world market, to nations like Japan, Alaskan oil will net-back a higher price and encourage the continued development of Alaskan resources, while offsetting some of the U.S. balance of trade deficit. Under the current regulatory scheme, Alaskan oil sells to domestic markets at a low, distorted price, discouraging development of resources in both Alaska and California.

Another national concern is this country's vulnerability based on oil dependency. The U.S. transportation sector is 97 percent dependent on oil. In fact, 62 percent of our oil is consumed by the transportation sector, the bulk of it for personal transportation.

There is no substitute for oil for the transportation sector. Oil dependence, as defined by DOE, is the short term inability to use fuel substitutes, due to either a lack of access to alternative fuels or limitations that make oil the only technically suitable fuel.

Interestingly, with one notable exception, the residential sector is not generally dependent on oil. The northeastern part of the country has limited access to natural gas and is the only region of the nation heavily dependent on fuel oil for home heating.

In addition to national security interests in a secure supply, this nation has a real interest in the exploration, production, downstream activities, jobs and investments in domestic producing regions. The producing states have been gutted by world oil price declines since 1985 resulting in high unemployment, a severe loss of state revenues, bankruptcies and bank failures. Unemployment approached twice the national average in many oil producing states.

A national energy policy based on economic stability can not tolerate severe regional disruption in spite of national prosperity. The economic health of producing regions of the nation must be considered in any national energy policy just as must the residential oil dependency of the Northeast. A national policy seeking economic stability must extend such stability to all regions.

In sorting through the trends that define this country's energy status, the Strategic Petroleum Reserve (SPR) is a bright spot of stability. The goal of the government is to fill the SPR to 750 million barrels. The SPR held 540 million barrels at the end of 1987. This is equivalent to 94 days of net petroleum imports, derived by dividing the end-of-year SPR stocks by the annual average daily net imports of all petroleum.

This measure may be somewhat misleading. In the event of an embargo, the U.S. Department of Defense would require a substantial portion of the SPR. Additionally, the U.S. is committed to supplying the needs of its allies in an embargo situation.

Beyond concerns relative to the size of reserve, there are questions about the rate at which crude oil could be distributed from the SPR to U.S. refiners. Recent tests indicate a maximum draw-down rate would not replace the amount currently supplied by foreign imports. Although it is highly unlikely that an oil embargo would completely cut off foreign supplies, economic and national security interests in avoiding supply disruption require that questions of supply and distribution capacity relative to the SPR be answered.

In addition to the SPR, there are privately held reserves belonging to energy companies. However, it appears that as the government-owned SPR continues to fill, private reserves are being limited to "minimum operating inventory" levels (MOI). The MOI levels are currently only slightly above the level necessary to maintain normal day-to-day operations. Thus the privately owned reserves, about 350 million barrels, would be of limited value in a shortage situation.

Related to the SPR is the U.S. commitment to the International Energy Program (IEP). The U.S. entered into the IEP in 1974. The IEP creates an International Energy Agency (IEA) within the Organization for Economic Cooperation and Development (OECD).

According to the agreement, a seven percent shortage situation authorizes a member country to ask the IEA to consider a sharing arrangement whereby member nations would draw down reserves to assist other members. The IEA's 21 members include the OECD members, basically our European allies, as well as Japan and Australia.

Of governmental reserves held by IEA nations, the U.S. has the greatest amount stockpiled. Japan has 160 million barrels or about 30 percent of the U.S. SPR, West Germany has 180 million barrels (about one-third of the U.S. reserve) and all other nations have 50 million barrels in reserve. The IEA arrangement would rely on private oil companies, 17 of whom are also signatories to the IEA agreement, to affect transfers of crude oil in emergency shortages.

In 1988, the U.S. House of Representatives passed a bill authorizing the extension of the IEA, and calling for a study by DOE on ways to improve cooperation between the United States and Western Hemisphere nations on energy and natural resource policies. This was an important step toward recognizing a Pan American Energy Alliance as proposed by the South/West Energy Council the previous year.

At a joint meeting in New Orleans in April, 1987, the South/West Energy Council and the Louisiana Energy Development Commission brought together representatives of the Canadian and U.S. governments and officials of Petroleos de Mexico and Petroleos de Venezuela to explore the mutual benefits of a Pan American Energy Alliance. Also attending the conference was a delegation of more than 15 Organization of American States ambassadors.

In requesting the DOE study as part of IEA reauthorization, the House Committee on Energy and Commerce cited the points that make a Pan American Energy Alliance attractive, points discussed nationally by the South/West Energy Council over the last two years --

- the global and interdependent nature of energy markets;
- the extent of the Western Hemisphere crude oil resource;
- the increasing frequency of international joint ventures relative to energy;
- international cooperation like the IEA or other trade agreements that limit the danger of oil supply disruption;
- the variety of measures that might raise the productive potential of Western Hemisphere nations including increasing the security of capital investments;
- mutual benefits for consumers, producers and creditors in Western Hemisphere nations; and
- the history of political and economic cooperation and stability enjoyed among Western Hemisphere neighbors.

Finally, any long-term view of oil policy has to return to the facts that three quarters of the free world's reserves are owned by OPEC nations, that U.S. reserves represent four percent of the free world's supply and that the U.S. represents 30 percent of the free world's demand (consumption). Given U.S. dependence on oil, economic vulnerability to oil price shocks and inability to produce a sufficient supply of oil, it is evident that this country, as part of an energy management plan to assure economic stability through energy security, must reach out and open a dialogue with world oil suppliers.

## CRUDE OIL STRATEGY STATEMENT

It shall be the strategy of the United States to promote the environmentally-sound production of domestic energy resources, the conservation and efficient use of energy resources, and the management of energy imports.

It shall be the policy of the United States to promote and encourage domestic production of crude oil in an environmentally-sound manner in order to supply U.S. consumers with a secure source of petroleum, and provide a stabilizing influence to the world price of crude oil. In this regard the federal government shall provide tax and tax accounting incentives to oil producers for domestic exploration and development efforts with specific investment tax credits for research and development and enhanced oil and gas recovery.

It shall be the policy of the United States to assure that energy resources are utilized in a manner that recovers the most energy value possible. Similarly, it is the strategy of the United States to alleviate oil dependency by funding research and development to perfect alternative fuels, particularly for the transportation sector and primary modes of personal transportation. Enhanced oil and gas recovery from known reserves shall be promoted, and a research, development, demonstration and commercialization program for unconventional sources of crude oil shall be pursued through a cooperative effort among industry, higher education and national laboratories.

It shall be the policy of the federal government to manage U. S. imports by diversifying import suppliers, allowing the exportation of Alaskan crude oil, pursuing a Pan American Energy Alliance with Western Hemisphere producing nations, considering technological barriers to the use of vast reserves of unconventional crude oil in the Western Hemisphere and opening a dialogue with suppliers worldwide. It shall also be the policy of the United States to continue filling the Strategic Petroleum Reserve, at least to its present goal of 750 million barrels.

It shall be the strategy of the United States to support active management of federal lands and Outer Continental Shelf areas in accordance with principles of multiple use and to recognize the potential that public lands hold, particularly in Alaska, for environmentally-sound development of energy resources.

## COAL

In terms of reserves, coal is America's leading fuel. Indeed, one-fourth of the world's coal is in the United States. It is a ubiquitous fuel in this country. Coal is found in 38 states and mined in 27.

Primary coal regions are Appalachia, the Midwest, and the Rocky Mountain area. As a general rule, coal from northern Appalachia and the Midwest has higher energy (Btu) values than does coal from central Appalachia, the Rockies and the Northern Great Plains, but higher sulfur contents as well.

The U.S. produced about 900 million tons of coal in 1984 and has recoverable reserves of 239 billion tons. At the present rate of consumption, our coal reserves would provide fuel for more than 250 years. Coal is consumed in all fifty states. Ten percent of U.S. coal production is exported to 50 countries around the world.

Coal has been mined commercially in this nation since 1748. At the beginning of this century, it supplied 90 percent of the country's power. By 1975, coal had slipped to supplying 18 percent of our energy demand. The 1970s oil embargos benefitted U.S. coal producers and by 1987, coal supplied 24 percent or about one-fourth of our nation's energy.

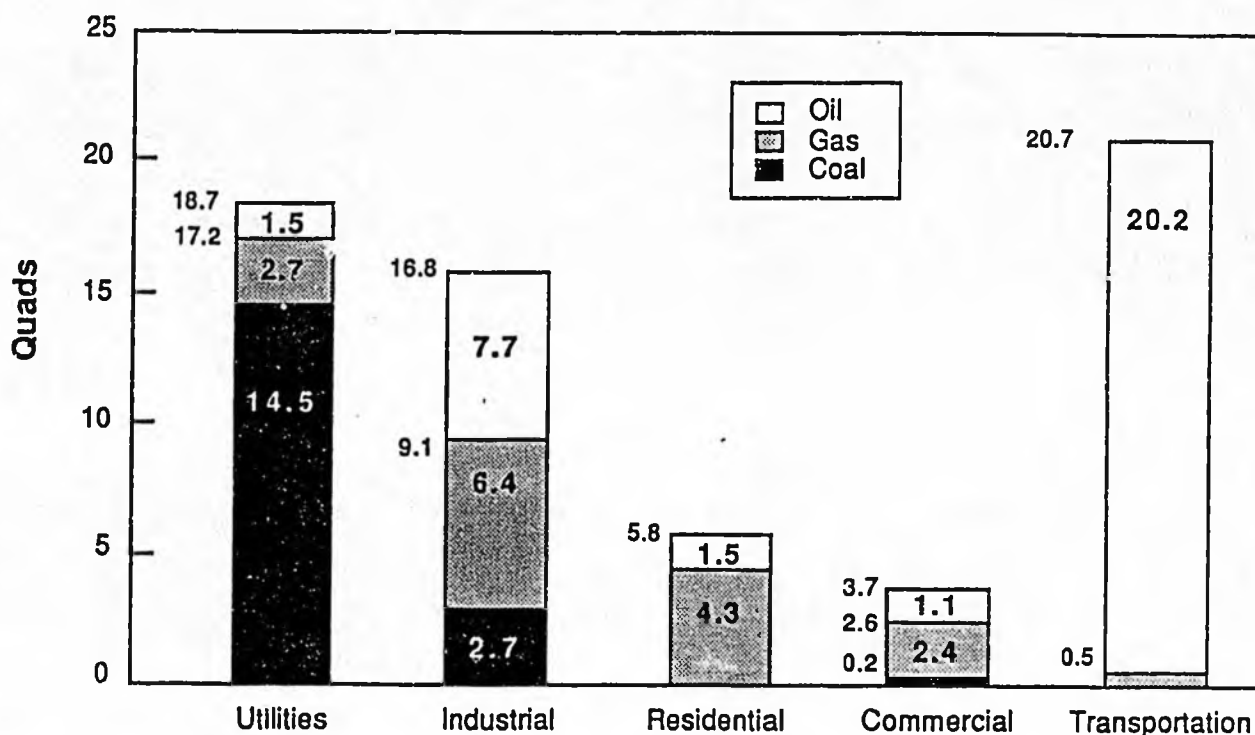
Most coal (60 percent) is transported by rail in the U.S. Coal is the major revenue source for U.S. railroads. Barges, ships and trucks also deliver coal to market. Large coal-carrying ships called colliers transport coal for export from Norfolk, Virginia and other ports.

Some powerplants are located at the edge of the mine. These so-called "mine-mouth" plants are supplied by trucks, rail or conveyor belts. There is one coal slurry pipeline in the nation, which runs 273 miles from Arizona to a powerplant in Nevada.

In many cases though rail is the sole means of transporting coal to consumers. Congress and the coal and railroad industries continue to explore means of alleviating impacts on captive shippers.

Coal is primarily used to fire utility powerplants, producing over half (55 percent) the electricity generated in the U.S. Aside from a very small amount (1 percent) used by the commercial sector, coal is consumed in industrial boilers and processes (16 percent) and utility powerplants (83 percent). Fossil fuel consumption by sector is illustrated in Figure 1.

**FIGURE 1**  
**U.S. FOSSIL FUEL CONSUMPTION BY USE SECTOR**  
**(1986)**



Source: DOE/FE-0102, p. 5.

Coal consumption is expected to increase slowly in the U.S., primarily in the utility (electricity) sector. Increased use of coal by industrials is expected to be slight because of maturing markets for down-stream products most important to coal (chemicals, cement, paper, primary metals and food processing) and a shift in industry to small scale cogenerating units (producing both process steam and electricity). Coal faces strong competition from natural gas in cogeneration units.<sup>1</sup>

<sup>1</sup>Resource Data, Inc., p. 5.

On the world market, the U.S. is often a high-priced exporter because of higher labor and transportation costs. Western Europe will probably remain this country's principal coal export market, as Pacific Rim importers seek lower cost coal from Australia, South Africa and China. Despite higher prices, the U.S. will remain a swing exporter because of its ability to provide large amounts of quality coal on short notice.

Since significant increases in industrial consumption and exports are not predicted, the future of coal consumption rests with electric utilities. Environmental concerns and aged technology are two hurdles facing expanded coal usage by utilities. Primary among environmental concerns is acid rain. However, the "greenhouse effect" is emerging as an environmental concern linked to coal and other fossil fuel combustion.

Scientists are presently researching what effect acid rain or acid precipitation may have upon agricultural crops, forests, aquatic systems (including fish, streams, and lakes), materials, and human health and visibility. Acid rain precursor emissions are sulfur dioxide, nitrogen oxide and volatile organic compounds.

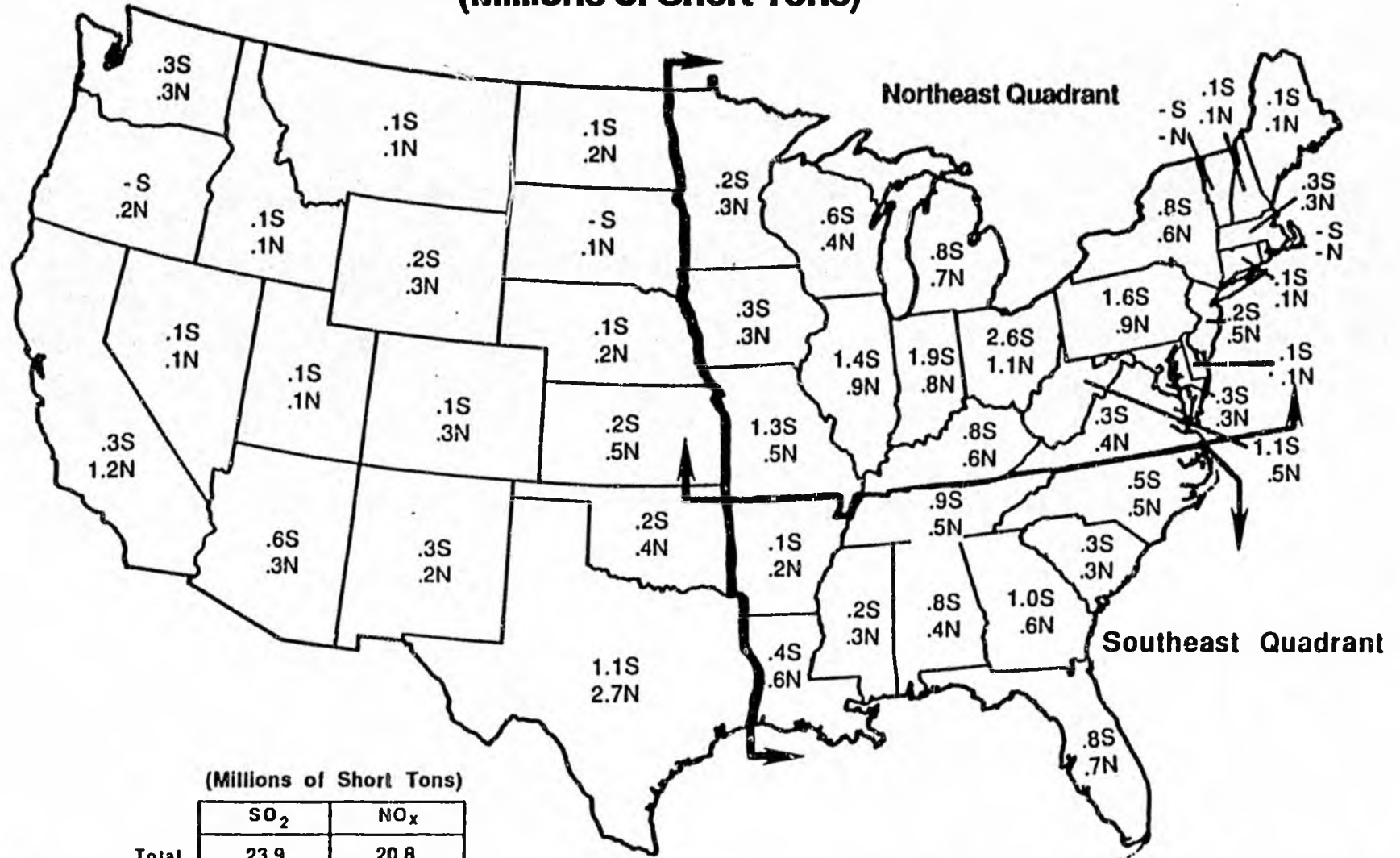
Sulfur dioxide (SO<sub>2</sub>), nitrogen oxide (NO<sub>x</sub>) emissions and volatile organic compounds (VOC) are found in every state. Different emissions are thought to be responsible for different effects. Sulfur dioxide is the "precursor of interest" with regard to chronic lake acidification. Relative to crop damage, nitrogen oxide is the primary precursor.

Acid rain precursor emissions, SO<sub>2</sub>, NO<sub>x</sub>, and VOC, are of natural origin as well as man-made. Man-made acid rain has been present in the Northeast since the turn of the century. Rain is considered acidic when it has a pH of 5 or less.

In 1985, 25 million tons of SO<sub>2</sub> was emitted into the air in the U.S. -- that is approximately the same amount of SO<sub>2</sub> emissions released in the 1920s. As Figure 2 indicates, in 1984 about 83 percent of SO<sub>2</sub> emissions were in the Eastern U.S. Almost half (48 percent) of all SO<sub>2</sub> emissions in the U.S. were from Northeastern utility plants. Figure 3 details sources of SO<sub>2</sub> emissions.

FIGURE 2

Emissions of SO<sub>2</sub> and NO<sub>x</sub> in Continental U.S. (1984)  
(Millions of Short Tons)



36

(Millions of Short Tons)

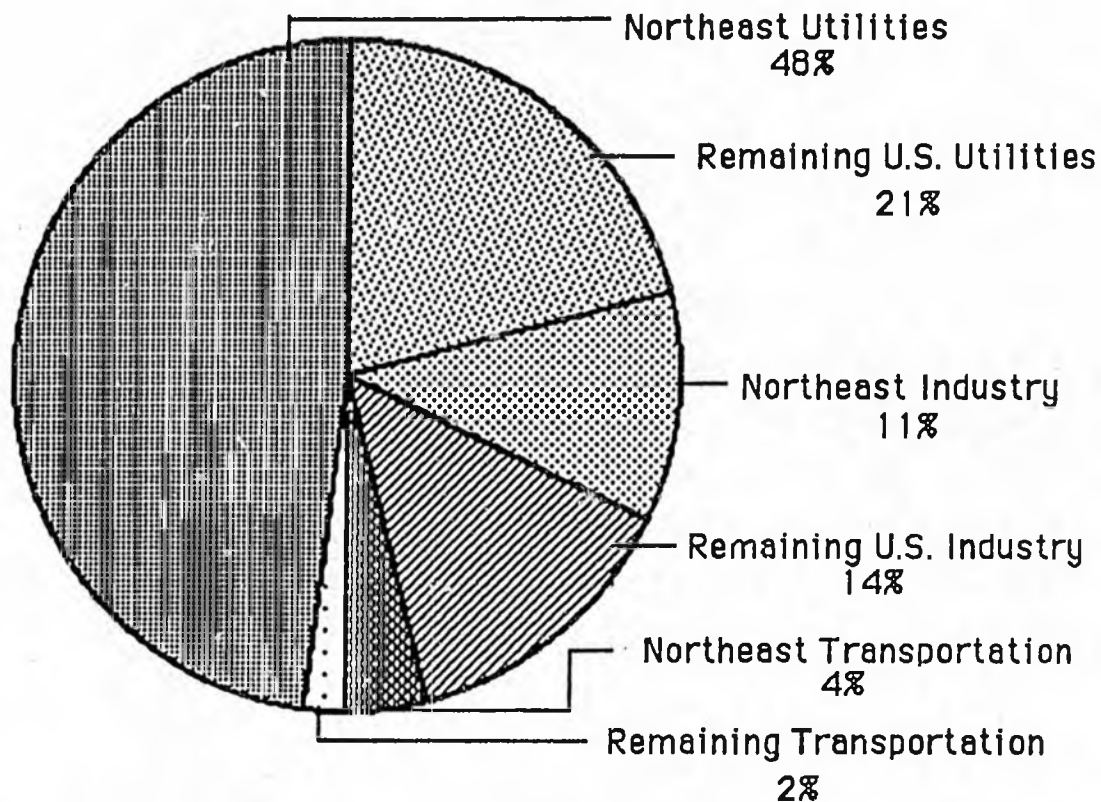
	SO <sub>2</sub>	NO <sub>x</sub>
<b>Total</b>	<b>23.9</b>	<b>20.8</b>
<b>N.E. Quadrant</b>	<b>14.9</b>	<b>9.5</b>
<b>S.E. Quadrant</b>	<b>4.9</b>	<b>4.1</b>

S = Sulfur dioxide  
N = Nitrogen oxides

Reference: "Estimated Monthly Emissions of Sulfur Dioxide and Oxides of Nitrogen for the 48 Contiguous States, 1975-1984." ANL/ERS-TM-318; December 1986. (Dividing Metric Value by 0.9072)

Source: DOE/FE - 0083, p. 21

**FIGURE 3**  
**1986**  
**Sources of U.S Sulfur Dioxide Emissions**



Source: DOE/FE-0083 p. 23.

In the period 1975 to 1985, EPA estimates that utilities have spent \$60 billion to capture SO<sub>2</sub> emissions. The impetus behind declining SO<sub>2</sub> emissions was the 1970 Clean Air Act and its 1977 amendments.

The three options utilized in this effort were flue gas scrubbing, coal cleaning, and coal switching (the substitution of higher priced low sulfur coal for high sulfur coal). The investment has paid off. From 1973 to 1985, the use of coal by utilities increased by 78 percent while SO<sub>2</sub> emissions decreased by 23 percent.

By contrast, emissions of NO<sub>x</sub> in the U.S. have remained fairly constant since the 1970s. As Figure 2 indicates, of the 20 million tons of NO<sub>x</sub> released in 1984, 65 percent originated in the Eastern part of the country. Forty-five percent of NO<sub>x</sub> emissions originated in the Northeast quadrant of the nation, where fully half the country's population resides.

Nationally, NO<sub>x</sub> emissions are less concentrated by source than are SO<sub>2</sub> emissions. A little less than one-third (32 percent) is attributable to utilities, and a little more than one-third (33 percent) is attributable to the transportation sector. Of the remaining third, 19 percent is generated by industry and 13 percent is attributable to "other sources," like forest fires and open burning.

In North America, natural sources are estimated to contribute six percent of total SO<sub>2</sub> emissions and up to 12 percent of NO<sub>x</sub> emissions. However, natural emissions of volatile organic compounds (35 million tons) in the U.S. exceeds man-made emissions (21 million tons). Ninety percent of the natural volatile organic compounds are attributable to forests.

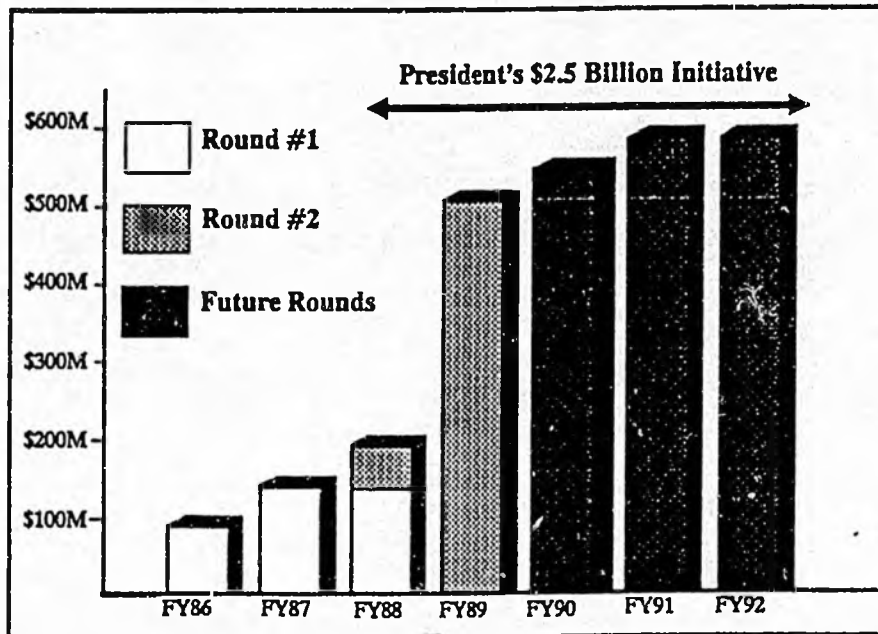
Thirty-eight percent of VOCs released are attributable to the transportation sector. Due largely to federal regulations, vehicles currently being produced emit 90 percent fewer volatile organic compounds than did vehicles manufactured in the 1970s.

In 1980, Congress passed the Acid Precipitation Act which created the National Acid Precipitation Assessment Program (NAPAP), a comprehensive 10 year research plan. The NAPAP has released more than a thousand papers to date and will issue its final report in 1990. The purpose of the NAPAP is to increase general understanding of acid deposition while testing several specific hypothesis relating to environmental damage and acid rain.

In 1985, the U.S. and Canadian governments each appointed a Special Envoy to study the acid rain problem and suggest means of resolving the transboundary pollution problem. In 1986, the Special Envoys' report recommended that the U.S. undertake a five year, five billion dollar effort, jointly funded by industry and government, to demonstrate an expanded menu of environmentally-clean coal base technologies.

Subsequently, in 1986, President Reagan unveiled the Clean Coal Technology Program, administered by DOE. It is proposed that the Clean Coal Technology Program be funded as illustrated in Figure 4.

**FIGURE 4**  
**Proposed Funding For DOE's Clean Coal Technology Program**



Source: DOE - FE, Fossil Energy Review, January - February 1988, p. 5.

The federal government's proposed \$2.5 billion funds will be used to share in the financing of demonstration projects to prove commercial feasibility of new clean coal technologies. There are three categories of projects: retrofitting, repowering and conversion.

Retrofitting (e.g. adding pollution reduction equipment to older plants) impacts older coal fired power units for the remainder of their useful plant life. Because many of the newer plants were built subject to Clean Air Act amendments, the bulk of acid rain precursor emissions are attributable to older plants. Examples of retrofitting technologies are listed in Table 1.

TABLE 1

## Retrofit Technologies

Pre-Combustion Cleaning	Combustion Modification	Post-Combustion
<b>Physical</b> <ul style="list-style-type: none"> <li>• Fine Grinding (micronization)</li> <li>• Advanced Froth Flotation</li> <li>• Heavy Media Cyclones</li> <li>• Micronization w/Limestone</li> <li>• Microbubble Flotation</li> </ul>	<b>Combustor/Burner Types</b> <ul style="list-style-type: none"> <li>• Slagging Combustors</li> <li>• Rotary Cascading Bed Combustors</li> <li>• Entrained Combustors</li> <li>• Limestone Injection Multistage Burners</li> <li>• Gas Reburning</li> </ul>	<b>In-Duct Injection</b> <ul style="list-style-type: none"> <li>• Sorbent Injection</li> <li>• Catalytic Reduction</li> </ul>
<b>Physiochemical</b> <ul style="list-style-type: none"> <li>• Molten Caustic Leaching</li> <li>• Organic Solvent</li> </ul>	<b>Fuel Types</b> <ul style="list-style-type: none"> <li>• Coal-Water Slurries</li> <li>• Coal-Gas Co-Firing</li> <li>• Coal-Water-Gas Co-Firing</li> </ul>	<b>Post-Combustion Devices</b> <ul style="list-style-type: none"> <li>• Vanadium Pentoxide Afterburners</li> <li>• Ternary Boiler w/Pollutant Capture</li> <li>• Furnace Injection w/Water Activation Reactor</li> <li>• Post-Combustion Oxidation w/Fluid Bed Lime Reactor</li> <li>• Fluid Bed Absorption</li> </ul>
<b>Microbial</b> <ul style="list-style-type: none"> <li>• Bioleaching</li> </ul>		<b>Advanced Scrubbers/FGD Devices</b> <ul style="list-style-type: none"> <li>• Spray Dryers</li> <li>• Regenerable Scrubbers</li> <li>• Dual Alkali Scrubbers</li> <li>• Electron Beam Scrubbers</li> <li>• Ion Exchange Membrane FGD</li> <li>• Magnesium Enhancements</li> <li>• NO<sub>x</sub> Specific Scrubbers</li> <li>• Electrode Precharger Enhancements to Precipitators</li> <li>• High-Temperature Baghouses</li> </ul>

Source: DOE/FE - 0107, p. 11.

Repowering means replacing parts of the original plant with units that will limit emissions while increasing the efficiency of the plant. Much of the technology used in existing plants dates back to the 1940s. Repowering can improve electric power output by 150 - 170 percent, while reducing SO<sub>2</sub> emissions by 99 percent and extending plant life by 30 years according to DOE officials.<sup>2</sup> Repowering technologies are listed in Table 2.

<sup>2</sup>Siegel, p. 5.

**TABLE 2**  
**Repowering Technologies**

Fluidized Bed Combustion	Gasification-Based	Advanced Options
<b>Atmospheric</b> <ul style="list-style-type: none"> <li>• Circulating Bed</li> <li>• Bubbling Bed</li> </ul>	<b>Gasifier Types</b> <ul style="list-style-type: none"> <li>• Fixed Bed</li> <li>• Fluid Bed</li> <li>• Entrained Flow</li> <li>• Rotary Kiln-type</li> </ul>	<b>Gasification w/Fuel Cell</b>  <b>Magnetohydrodynamics</b>  <b>Direct Coal-Fired Turbines</b>
<b>Pressurized</b> <ul style="list-style-type: none"> <li>• Circulating Bed</li> <li>• Bubbling Bed</li> </ul>	<b>Gas Cleanup systems</b> <ul style="list-style-type: none"> <li>• Conventional "Cool" Gas Cleanup</li> <li>• Zinc Ferrite Hot Gas Cleanup</li> <li>• Ceramic Filter Cleanup</li> <li>• In-situ Desulfurization</li> </ul>	
<b>Hybrid Designs</b> <ul style="list-style-type: none"> <li>• Bubbling-Circulating Bed</li> <li>• Coal Pyrolyzer/Fluid Bed</li> </ul>		

Source: DOE/FE - 0107, p. 12.

Conversion techniques produce liquid and gaseous fuels from coal. This makes coal readily available for use by industrial, commercial, residential and transportation sectors. In the case of the transportation sector, it could have a positive impact on U.S. dependence on crude oil. Conversion technologies are listed in Table 3.

**TABLE 3**  
**Conversion Technologies**

- Mild Gasification
- Gasification with Once-Through Methanol Production
- Underground Coal Gasification
- Gasification in Indirect Liquefaction
- Liquefaction
- Coal/Oil Coprocessing

Source: DOE/FE - 0107, p. 13.

Round One of the Clean Coal Technologies Program funded seven projects, valued at \$750 million, of which \$225 million will be contributed by the federal government. The Second Round Solicitation drew 54 proposals from 20 states. DOE selected 16 projects located in 12 states for funding under Round Two. Investments in the Second Round projects are expected to total about \$1.3 billion, of which over 60 percent (\$800 million) will be private sector monies.

In addition to cleaning up this nation's environment, the Clean Coal Technologies Program gives the United States an opportunity to gain technological leadership and export not only coal, but clean, efficient coal-burning technologies abroad as well. It also meets U.S. commitments to Canada to address this issue of mutual concern.

Just as concerns about the acid rain problem transcend the U.S. - Canadian border, the possibility of global warming transcends national boundaries as well. The U.S. Environmental Protection Agency (EPA) points out that "greenhouse gases" such as carbon dioxide, nitrous oxide, methane and others occur naturally in the atmosphere, serving as a thermal blanket for the planet. EPA states that there is scientific consensus that an increase in greenhouse gas emissions will result in climate change, popularly referred to as the Greenhouse Effect.<sup>3</sup>

Environmentalists are pushing for tougher acid rain precursor emission standards, maintaining that there is no reason to delay strengthening such standards since demonstrated technologies exist to reduce acid rain precursor emissions. The Administration has urged delay of new standards until the NAPAP report is final and the Clean Coal Technology demonstration projects results are available. Moreover, DOE officials cite problems with current major control technologies.

Pointing to flue gas scrubbing expense and energy loss (five to eight percent of the powerplant's energy is spent to power the clean up process) and the economic dislocation (loss of jobs and revenues in high sulfur coal areas) of switching to low sulfur coal, DOE claims, "additional sulfur emission reductions pose severe difficulties for conventional controls."<sup>4</sup> The Reagan Administration has looked to the early to mid 1990s as the critical time for decision making, both in terms of continuing reliable electric service and meeting environmental objectives.

---

<sup>3</sup>EPA, p. 1.

<sup>4</sup>DOE/FE - 0083, p. 4.

## COAL STRATEGY STATEMENT

Coal is America's leading fuel in terms of reserves. It holds the promise of long-term energy security for this nation. However, its current use is constrained by aged technology and environmental concerns.

The Clean Coal Technology Program addresses both these constraints and offers additional benefits as well. The Program commits 5 billion dollars, half federal government funding and half private sector monies, to demonstrate improved technology.

These projects not only burn coal in an environmentally-safe manner, but more efficiently as well. Many environmental concerns can be satisfied through the aggressive development and implementation of clean coal technologies which will allow the use of all types of coal reserves economically and cleanly without environmentally significant by-products or waste materials.

The Program will make the U.S. a technological leader, with the ability to export not only coal but clean, efficient coal technology to other nations of the world. The program also fulfills this nation's promise to its neighbor, Canada, to forcefully address transboundary environmental problems.

It shall be the strategy of the United States that the Clean Coal Technology Program be continued for its environmental, conservation and export potential.

## NATURAL GAS

The United States is at a policy crossroad of environmental protection and energy security. One fuel promises to deliver the country into the next century in a cleaner, more efficient manner, while offering a degree of independence from imported oil, thereby increasing domestic energy security. That fuel is natural gas.

Natural gas is not a long-term energy panacea, but a link between the nation's current energy situation, with its attendant environmental and security problems, and a more secure energy future that maximizes energy conservation, renewable energy use, and consumption of other energy resources in a clean, efficient manner.

Today natural gas accounts for roughly one-quarter of the energy used in this country; 16.5 trillion cubic feet (Tcf) of gas was produced in 1987 and 17 Tcf was consumed. That same year the U.S. had about 187 Tcf in proven domestic reserves of natural gas (including Alaska's).

However, as Table 1 indicates, geologists calculate that the U.S. has upwards of 600 Tcf of recoverable gas at a price of less than \$3 per thousand cubic feet (mcf). Additionally, Canada, the major importer of natural gas to the U.S., has reserves of 73 Tcf, and a reserves/production ratio of 27 years. Potential reserves of up to 500 Tcf are estimated for Canada. Under the Free Trade Agreement, Canadian export restrictions will be removed, making Canadian reserves readily available for purchase and consumption in the U.S.

Mexico also has natural gas reserves, but is not now exporting production. Liquefied natural gas, relatively expensive because of processing and handling costs, is available on the world market.

TABLE 1. TOTAL UNITED STATES GAS RESERVES AND RESOURCES ASSESSED

LOWER 48 (Conventional)	TECHNICALLY RECOVERABLE GAS, Tcf*	RECOVERABLE GAS BY PRICE**	
		<\$3./Mcf	\$3.-5./Mcf
PROVED RESERVES, 12/31/86, ONSHORE AND OFFSHORE	159	159	---
INFERRED RESERVES/ PROBABLE RESOURCES, 12/31/86, ONSHORE	85	85	---
INFERRED RESERVES, 12/31/86, OFFSHORE	23	23	---
EXTENDED RESERVE GROWTH IN NONASSOCIATED FIELDS, ONSHORE	119	56	18
GAS RESOURCES ASSOCIATED WITH OIL RESERVE GROWTH***	61	30	11
UNDISCOVERED ONSHORE RESOURCES	219	88	59
UNDISCOVERED OFFSHORE RESOURCES****	134	54	28
SUBTOTAL	600	495	116
<b>LOWER 48 (Unconventional)</b>			
GAS IN LOW-PERMEABILITY RESERVOIRS	180	70	49
COALBED METHANE	48	8	4
SHALE GAS	31	10	5
SUBTOTAL	1,059	583	174
<b>ALASKA</b>			
ALASKA: RESERVES	33	7 #	0
ALASKA INFERRED RESERVES (COOK INLET AREA)	3	3	0
ALASKA UNDISCOVERED, ONSHORE AND OFFSHORE	93	2 #	2 #
SUBTOTAL	1,188	595	176
TOTAL	1,188	595	176

\*Volumes of gas judged recoverable with existing technology

\*\*Volumes of gas (Tcf) judged recoverable with existing technology by Review Panel at wellhead prices shown (1987\$)

\*\*\*Judged at oil prices of <\$24./bbl and \$24.-40./bbl

\*\*\*\*Outer Continental Shelf

#Component in southern Alaska

Source: DOE/W/31109-H1, p. 2.

Natural gas is produced in 32 states and in federal Outer Continental Shelf (OCS) areas. Over three-quarters of domestic production comes from Texas, Louisiana, Oklahoma, and the federal OCS. Imports from Canada augment domestic production, averaging about 5 percent of U.S. consumption.

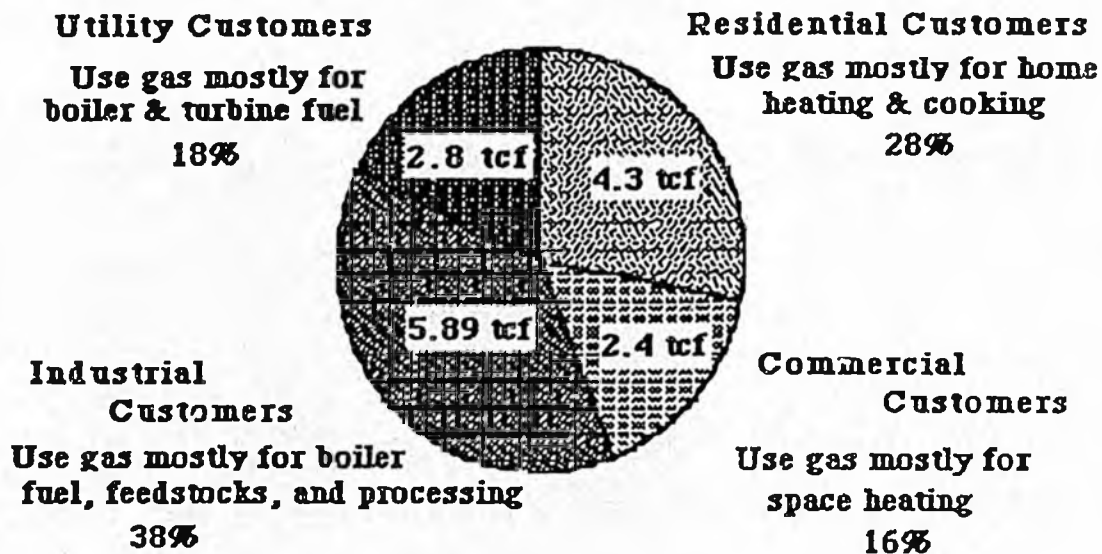
Natural gas pipelines connect every state in the Lower 48 except Vermont, which is supplied by a pipeline from Canada. Gas is transported to the major pipelines from the wellhead by a gas gathering system. From the transmission pipeline, it is generally bought at the "city gate" and distributed by local distribution companies (LDCs).

Major producing states like Texas, Louisiana, and Oklahoma have developed intrastate pipeline systems that operate only within the state. Historically, these pipelines have sold to LDCs, as well as directly to industrials. Intrastate lines and LDCs are subject to state regulation, while interstate transactions, and until relatively recently, all wellhead prices, are subject to federal regulation by the Federal Energy Regulatory Commission (FERC).

Almost a tenth (9 percent) of U.S. natural gas production is consumed in production and transmission activities related to delivering the gas to the end user (as lease, plant and pipeline fuel). End-users include electric utilities, residentials, commercials and industrials. Figure 1 illustrates end-use consumption by sector.

**FIGURE 1**

**NATURAL GAS CONSUMPTION BY END-USE SECTOR, 1987**



Source: DOE/S-0057, p.118, updated with DOE data.

Federal regulation has played a major role in the history of the U.S. natural gas industry. Shortages, now widely attributed to market distortions caused by regulation, shut down schools and factories in 1977. The American public was left with the impression that this country had run out of natural gas.

In fact, natural gas was available on intrastate systems where price was not regulated. Left to function as a market, the price rose somewhat on intrastate systems, but demand was met. Interstate natural gas shortages occurred in the same decade as did foreign oil embargoes, setting the political stage for the National Energy Act of 1978.

Actually five separate bills in one, the National Energy Act package included the Fuel Use Act which prohibited new natural gas boilers for electric utilities, and required a phase-out of natural gas use in existing boilers. Gas was also prohibited for use in larger new industrial boilers. The use of coal was encouraged with tax credits, while tax breaks were withheld from oil and gas boilers.

Energy conservation and efficiency were promoted with tax credits for industry and loan programs for residentials, schools, and hospitals. The Natural Gas Policy Act (NGPA) initiated the deregulation of wellhead pricing of natural gas.

On the heels of NGPA natural gas wellhead price deregulation, FERC began the deregulation of the natural gas transmission industry. FERC Order 436, issued in 1986, adopted an open access policy for interstate gas pipelines.<sup>1</sup>

Traditionally, producers sold their gas, under long term contract, to the pipeline located closest to the wellhead. The pipeline then ran pipe to an LDC, and sold gas owned by the pipeline, known as "system supply gas". FERC reasoned that neither the producer nor the LDC had competitive options and that market efficiency and price were suffering. FERC declared that, in the name of competition, producers and LDCs deserved open access to the nation's interstate natural gas pipeline system.

In Order 436 FERC turned the traditional scheme upside down. It essentially forced interstate pipelines to transport natural gas for others. Theoretically producers could sell their gas to whomever they cared to deal with and force the pipeline to act as a transporter. LDCs could shop around for the best deal and then line up transportation for gas they had purchased.

As FERC began transmission deregulation the natural gas market was a troubled one. By 1986, both price and demand for natural gas had plummeted. The price of natural gas fell by more than 25 percent between 1984 and 1986, from a U.S. wellhead average of \$2.66 to \$1.94 per Mcf. It continued its downward trend to a national wellhead average of \$1.67 per Mcf in 1987.

Demand suffered under the cumulative effects of industrial conservation and natural gas prohibitions imposed by the National Energy Act of 1978. Declining demand was aggravated as industrials installed fuel-switching capacity.

---

<sup>1</sup>See Arthur Andersen and Cambridge Energy Research Associates, p. 10-13.

It is estimated that as many as 80 percent of industrial boilers now have dual capacity to burn either natural gas or residual fuel oil.<sup>2</sup> Industrials with dual capacity may shop between the two fuels for a price advantage that may amount to pennies per thousand Btu's. Dual capacity also eliminates dependence on one type of fuel and offers some protection against shortages like the one in the 1970s on the interstate natural gas market. The proliferation of dual capacity industrial consumers has tied the price of natural gas to the price of residual fuel oil.

From a peak in the early 1970s, industrial and electric utility demand for natural gas had fallen by 35 percent in 1986. Surplus deliverability, also known as the gas "bubble," further depressed prices. Disappearing markets, price instability, and regulatory revisions sent an industry that had traditionally dealt in 20 and 30 year contracts into a month-to-month spot market.

The situation was complicated by obligations incurred by pipelines when supply looked short. In the bullish natural gas market of the early 1980s, pipelines had routinely signed take-or-pay contracts to assure adequate system gas supplies. Take-or-pay provisions require the purchaser to take the gas or pay for it (even if not taken). Pipeline take-or-pay liabilities mounted into the billions of dollars.

In a 1987 decision, a U.S. Court of Appeals upheld FERC's authority to encourage competition but asked the regulators to revisit a few issues not addressed in Order 436, particularly resolution of take-or-pay problems. Subsequently, FERC's Order 500 provided a mechanism for crediting gas transported for producers against take-or-pay balances. Settlement guidelines were also approved for take-or-pay obligations, assisting open access pipelines in the spreading take-or-pay settlement losses.

The FERC orders changed the primary business function of interstate pipelines from marketing (which included moving gas owned by the pipeline to buyers) to transporting (simply moving gas owned by others). During the period 1982 to 1987, the percentage of gas transported for others by interstate pipelines increased from 3 percent to 56 percent; the percentage of natural gas throughout sold by interstate pipelines fell from 97 percent to 44 percent.<sup>3</sup>

---

<sup>2</sup>Crosby.

<sup>3</sup>Interstate Natural Gas Association of America.

In the world of open access and competition as defined by FERC, there remains a regulated sector of the industry. LDCs are regulated by the state rather than FERC.

Industrial customers, many of whom have installed dual-fired capacity in order to gain a competitive price advantage, are equally as aggressive in their gas purchasing practices. Many are seeking gas from sources other than their traditional supplier, the LDC. Termed the "by pass issue" because of industrials' attempts to by-pass the LDCs and purchase gas on the open market, it pits producers, pipelines and industrials against LDCs and state regulators against their federal counterparts.

LDCs point to their statutory obligation to serve all customers and the substantial capital investment which that obligation requires. LDCs argue that if industrial customers leave the system, fixed costs may shift to those customers without the option to leave -- principally residential.

Industrials and pipelines respond that it is futile to stand in the way of economic efficiency, that the producer and pipeline sectors of the industry have emerged alive, if somewhat battered, from their regulatory transformation to a competitive system. Prices have decreased, the industry has survived, and the LDCs have no claim to special treatment.

Producers and pipelines fear that industrials, frustrated in attempts to reduce their purchase price of gas, will simply switch to residual fuel oil, thereby further eroding the natural gas market. Producers maintain everyone loses in that case; producers, pipelines, and LDCs lose markets while residential may be stuck assuming fixed costs.

A second regulatory concern of LDCs relates to balancing security of supply (longer term, more expensive gas contracts, if available) with economy considerations (i.e. price to residential). LDCs are uncertain how state regulators will weigh competing interests.

These questions and others resulting from the interface between federal and state regulatory schemes have prompted some LDCs to call for a designation of state regulatory primacy or, alternatively, concurrent, shared state-federal regulation. The resolution of such questions will face legislators and Congress alike over the next few years.

Although the price is low, the supply secure, the distribution system well developed, and the technology efficient, a primary impetus behind increasing use of natural gas is concern for the environment. Importantly, gas is also viewed as a means of backing out imported oil.

Environmental concerns, particularly related to air quality, acid rain and global warming, are steering policy makers towards increase use of gas. Burning natural gas produces significantly less sulfur dioxide (SO<sub>2</sub>), nitrogen oxides (NO<sub>x</sub>), small particles, carbon monoxide (CO), and carbon dioxide (CO<sub>2</sub>) than does oil or coal combustion. Virtually no reactive hydrocarbons are emitted from natural gas combustion. In contrast to oil - or coal-fired units, natural gas consumption at stationery sources creates no ash or sludge.<sup>5</sup>

Increased use of natural gas, in the industrial, electric utilities, and transportation sectors would reduce air pollution problems. Industrials and electric utilities alike are attracted to combined cycle gas turbine technology. When used in efficient cogeneration units, the exhaust gases from the natural gas-fired turbine are hot enough to power a steam generator, providing two types of power from the single energy source.

Turnkey cogeneration units are available for industrials, and utilities are looking at combined cycle generation for smaller additions of power capacity. Both sectors are concerned about air quality standards.

Natural gas is a candidate for fuel substitution on an environmental basis. For instance, in warm summer months, when ozone and acid precipitation is most likely to be formed, natural gas might be substituted for oil. Further, co-firing natural gas with other fossil fuels actually "scavenges" pollutants like NO<sub>x</sub> which usually result from combustion of such other fuels.<sup>6</sup> Thus, co-firing may reduce harmful emissions dramatically.

---

<sup>4</sup>Campbell and Martin, p.30.

<sup>5</sup>Dring and Aboud, p.6.

<sup>6</sup>Campbell and Martin, p. 31.

Air quality considerations are also behind the most significant movement in the nation to implement alternate fuel vehicles -- California's methanol fuel vehicle program. Populous California has significant air quality problems. In its 1987 Biennial Energy Report, the California Energy Commission made three recommendations relative to alternate fuel vehicles:

- California's governmental agencies in nonattainment air basins should adopt programs by 1989 to substitute methanol for 50 percent of their use of motor fuels by the year 2000;
- The federal government should provide Corporate Average Fuel Economy (CAFE) credits for methanol as an incentive to auto manufacturers to produce vehicles capable of using methanol fuels; and
- To provide consumers with transportation fuel use options, California should support the introduction of flexible fuel vehicles into the transportation market.

Of all alternate fuels for vehicles now under consideration, a DOE report recently identified methanol as the preliminary choice for substitution on the basis of technical acceptability, economic competitiveness, environmental acceptability, as well as availability and accessibility.<sup>7</sup>

Although methanol may be produced from a variety of renewable (biomass) and non-renewable (coal) feedstocks, over two-thirds of the methanol produced in this country is from steam reforming of natural gas. Table 2 compares the four leading alternate fuels for replacement of gasoline in vehicles.

In addition to addressing environmental concerns, the use of natural gas for vehicular power would be a first, albeit small, step to reducing U.S. dependence on crude oil in the transportation sector, thus improving U.S. energy security.

---

<sup>7</sup>DOE/PE-0080, p. 22.

Despite these apparent benefits questions are being raised about methanol. The first question is whether the domestic natural gas resource base is large enough to provide natural gas feedstock for methanol fuel or would a large scale conversion to methanol fuel only increase dependency on foreign energy sources.

A second concern relates to the cost of retrofitting present transportation, storage and distribution systems or developing new systems to handle methanol. Some metals, elastomers and plastics in existing terminals, tank trucks and service stations may be incompatible with methanol.

A third concern relates to air quality arguments. If "flexible fuel vehicles" (those which use gasoline, methanol or a blend of the two) are promoted, the emission control benefits of methanol may be lost to less than optimal engine operation levels.

Dependence on crude oil is not limited to the transportation sector. The Northeast residential sector, which has limited access to natural gas, is also oil dependent. Interstate natural gas pipelines proposed to serve the region are under consideration at FERC.

Some of the competing projects would interconnect only with Canadian gas pipelines. Domestic producers have urged federal regulators to assure that any new markets opened by interstate pipelines, have, at a minimum, interconnects that would allow domestic producers, as well as Canadian gas, access to new markets. In the new deregulated, extremely competitive natural gas business, access to markets is tantamount to assuring viability of producing regions.

Natural gas is the link to America's energy future. In that future, energy savings and environmental concerns must be as important as power considerations. Natural gas gives the U.S. an opportunity to move closer to environmental goals, while enhancing energy security as well.

Table 2 — Summary of Fuel and Vehicle Characteristics When Alternative Energy Sources Replace Gasoline

	Ethanol	Methanol	CNG	Electricity
Near-Term Technical Acceptability	Proven	Proven	Satisfactory for some uses	Close to commercial
Economic Competitiveness (for energy output)	Much more expensive	Near equivalent	The same or better <sup>a</sup>	More expensive; wide range <sup>b</sup>
Availability	Limited	Limited; good future potential	Limited	Limited by generation constraints
Fuel Volume, Compared With Gasoline <sup>d</sup>	1.5x	2x	5x	2x - 3x <sup>e</sup>
Refueling Procedure	No different from gasoline	No different from gasoline	More complex and lengthy	Recharging takes hours; battery replacement cumbersome
Fuel Storage Container Weight <sup>d</sup>	1.3x	1.6x	100-140x (steel); 50-70x (aluminum)	Heavy; depends on technology
Fuel Storage Tank Cost <sup>d</sup>	Nominal	Nominal	\$850-1,000	Battery type determines equivalence
Current State of Fuel System Technology Development	Production technology in Brazil	Pre-production stage	Commercial, but requires updating	Being used in niche markets
Representative Type of Vehicle	Light and heavy duty	Light and heavy duty	Niche fleets; light and heavy duty	Short range, light duty
Engine Performance Characteristics	Power gain, but less than methanol	Approximately 8% power gain <sup>a</sup>	Approximately 10% power loss	Comparable, at expense of range
Exhaust Emissions: HC, CO, NO <sub>x</sub> and HC reactivity	Same or better; lower NO <sub>x</sub> and HC reactivity	Same or better; lower NO <sub>x</sub> & HC reactivity; potential for lower CO <sup>g</sup>	NO <sub>x</sub> : same or higher HC: same or higher <sup>f</sup> CO: lower	Only emissions from generating plants (variable with facilities)
Energy Content (Net)				
Compared with about 18,500-19,000 BTU/lb for gasoline and diesel	11,500	8,600	21,300 <sup>f</sup>	N.A.
Compared with 112,000-128,000 BTU/gal for gasoline and diesel	75,700	56,600	22,800 <sup>f</sup>	N.A.

<sup>a</sup>Depends on vehicle operational characteristics and refueling costs, which are linked to the natural gas rates assigned to transport uses by regulatory bodies.

<sup>b</sup>Depends on battery technology and electricity costs (which have a wide range, based on variations in production technology and local regulation).

<sup>c</sup>Based on equivalent driving range.

<sup>d</sup>Twenty-gallon gasoline tank equivalent.

<sup>e</sup>Based on engines optimized to use gasoline (methanol optimization yields higher gains).

<sup>f</sup>Pure methane. Other minor constituents (such as ethane and propane) boil at higher temperatures.

<sup>g</sup>Under "lean-burn" conditions.

Source: DOE/PE-0080, p. 19.

## NATURAL GAS STRATEGY STATEMENT

It shall be part of the strategy of the United States to promote the use of clean, efficient natural gas in residential, commercial, industrial, utility and transportation applications. Such use shall include the co-firing of natural gas with other fuels for efficiency or environmental purposes.

The United States shall promote and encourage domestic production of natural gas in an environmentally-sound manner by providing tax and tax accounting incentives to producers of natural gas. Further, the federal government shall complete price deregulation as existing contracts expire.

The Federal Energy Regulatory Commission shall expedite approval of pipeline construction serving new markets, particularly the oil-dependent residential market of the Northeast, and shall assure that all such projects provide access by interconnecting pipelines to producing areas of this nation.

The federal government shall fund continuing research and development relative to the environmentally-sound production and use of natural gas, in order to conserve energy by improving efficiency and shall promote development of methanol and natural gas-fueled vehicles.

## RENEWABLE ENERGY

In terms of the long range energy goals of this nation, i.e. energy independence, alternative or renewable energy sources constitute a key energy option. Over the near term, commercial or near-commercial renewable energy technologies will continue to supplement conventional energy supply, offering diversification and relief from environmental pressures associated with fossil fuels.

Renewable energy resources are broadly defined as indigenous resources with relatively inexhaustible supply. Resources include solar energy, biomass energy (wood and other waste products), geothermal energy, hydropower, wind energy, and ocean energy sources. Renewable energy technologies are used to produce industrial applications, and liquid fuels for transportation. They range in technological status from fully commercial wood combustion, hydropower, wind and solar thermal facilities to research-oriented ocean energy experiments.

While fossil fuels are limited by finite supply, renewable energy sources are limited by comparative economics and conversion efficiencies. Progress in renewable energy technology development has continued throughout the period of low world oil prices and reduced federal support.

The U.S. Department of Energy has estimated that in excess of 80 quadrillion Btu's (quads) of renewable energy could be economically extracted within 25 years as a result of research, development and demonstration work. This would provide more than 70 percent of the nation's total energy consumption projected over this period.

Today renewable energy sources contribute over nine percent of the energy consumed in the U.S. Hydropower accounts for about 4 percent, while wood and wood/agricultural wastes contribute roughly 5 percent. All other renewable energy sources account for less than one percent of the U.S. energy consumption. Table 1 provides the current and additional renewable energy supplies expected to be available by the end of the century.

**TABLE 1**

**RENEWABLE ENERGY CONTRIBUTION TO U.S. ENERGY SUPPLY:  
CURRENT, ADDITIONAL AND TOTALS PROJECTED FOR 1995-2000**  
In Quadrillion Btu's (Quads)

<u>Source</u>	<u>Current</u>	<u>Additional</u>	<u>Totals Projected For 1995-2000</u>
Wind	0.0174	0.01	0.03
Photovoltaics	0.0003	0.02	0.02
Biomass	3.80	4.20	8.00
Geothermal	0.1744	0.21	0.38
Hydropower	2.60	1.40	4.00
Solar thermal	0.0059	0.02	0.03
Active solar	0.017	0.08	0.10
Passive solar	0.0350	1.70	1.73

Source: Public Citizen, (Updated with U.S. Department of Energy and industry estimates.)

The most notable renewable energy contribution can be found in the electric utility sector. Table 2 illustrates renewable energy electric generating capacity in the U.S., listing the number of states involved. California is the most diversified state with nine different renewable energy resources under development.

TABLE 2

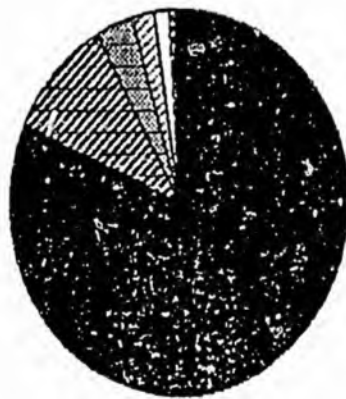
RENEWABLE ENERGY ELECTRIC GENERATION

<u>Energy Source</u>	<u>No. of States</u>	<u>Generating Capacity(MWe)</u>	<u>% of Total</u>
Large hydropower	37	78,100.0	83%
Small hydropower	46	9900.0	7
Wood/ag. waste	31	3189.3	4
Geothermal	4	2211.9	3
Wind	21	1436.0	2
Municipal solid waste	16	630.6	<1
Solar thermal	3	209.0	<1
Landfill gas	7	49.8	<1
Anaerobic digestion	6	17.9	<1
Photovoltaics	16	<u>13.3</u>	<1
TOTAL		82,186.2	

Source: U.S. Export Council for Renewable Energy (with updated industry estimates).

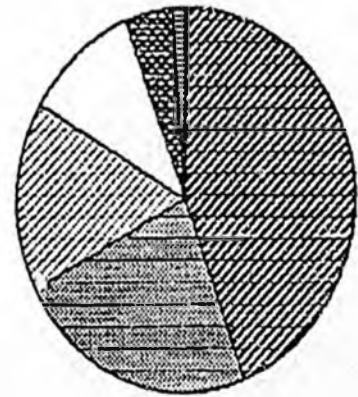
As Figure 1 indicates that large scale hydropower provides the bulk of the generating capacity. However, in addition to large hydropower, renewable energy electric generating capacity includes significant contributions from resources that have largely been developed in the past decade.

**FIGURE 1**  
**RENEWABLE ENERGY ELECTRIC GENERATION**



95,757.8 MWe

■	Large Hydro	78,100.0 MWe
▨	Small Hydro	9,900.0 MWe
▩	Wood Waste	3,189.3 MWe
▧	Geothermal	2,211.9 MWe
□	Wind	1,436.0 MWe
▤	MSW	630.6 MWe
▥	Solar Thermal	209.0 MWe
▦	Landfill Gas	49.8 MWe
▧	Anaerobic Dig.	17.9 MWe
▨	Photovoltaics	13.3 MWe



17,657.8 MWe  
(Excluding Large Hydro)

Source: Council for Renewable Energy Education

Hydropower is a very well developed technology for generating electricity. It provides much of the electricity generated in the Pacific Northwest and other Western states; Tennessee, North and South Carolina in the South; and New York and Pennsylvania in the Northeast. In fact, more electricity is generated by hydropower in the U.S. than by oil or natural gas.

Most U.S. hydropower electricity generation is by large units sited at major dams. In addition, the U.S. Army Corps of Engineers (Corps) has estimated that up to 10,000 MW capacity exists for small scale, "low head" hydro. The number of small, privately-owned hydro facilities operating in the U.S. has grown during most of the 1980s, due in part to tax and regulatory incentives.

As of 1986, there were 579 privately-owned small hydroplants in the U.S. with a total capacity of 1,309 megawatts. Another 651 projects were licensed or under construction, representing an additional 1,056 megawatts.

U.S. hydroelectric power development, both large and small, has recently come under increasing regulation. Conducting highly site-specific environmental impact assessments and meeting conflicting jurisdictional requirements of federal and state agencies can significantly increase project costs and add several years to the time needed for a facility to be planned and built. Consequently, some small hydrodevelopers in the U.S. have built plants mostly at the sites of existing but non-operating dams, where questions about environmental impacts have been resolved.

Solar energy includes three main categories: solar thermal, photovoltaics, and solar for building applications. Solar thermal technologies concentrate sunlight for thermal or electric applications. Government-sponsored research has been conducted on central receiver, parabolic dish and parabolic trough systems. Of these, parabolic troughs have experienced the greatest commercial activity.

The most notable solar thermal contribution to U.S. energy supply is the Solar Electric Generating Systems (SEGS) developed and operated by California-based LUZ International. By the end of 1988, LUZ will be operating a total of 194 MW of parabolic trough systems and has contracts with the local utility to triple that capacity over the next 5 years. SEGS successfully supplements solar energy with natural gas to provide a close match with peak electricity demand in southern California.

Solar thermal is being used commercially in a number of industrial process heat applications such as metal plating, and copper foil manufacturing. Concentrated high temperature solar thermal processes also hold potential for the destruction of toxic wastes (e.g., dioxins and chlorofluorocarbons).

Photovoltaics (PV) convert sunlight directly to electricity. Photovoltaic systems range in size from power sources for hand-held calculators to multi-megawatt installations employing concentrators and solar tracking systems. While the domestic market for photovoltaics has grown slowly, the market in developing countries has emerged much more rapidly. U.S. photovoltaic products are used to provide power in remote locations for health, communication and small domestic applications.

Although 16 states have developed photovoltaic projects, the principal activities have been in California, Arizona and Texas. Electric utilities have shown increasing interest in photovoltaics. In 1987, a consortium of utilities created PVUSA (photovoltaic utility scale applications) to investigate the operation of utility-owned photovoltaic installations.

Passive solar systems employ building designs to directly tap or regulate the sun's rays for heating, cooling or lighting. These designs can be incorporated into both new and existing residential, commercial and office buildings. A well-designed passive solar home can reduce energy bills by 75 percent. Added construction costs ranges from 5 to 10 percent.

Active solar systems are used primarily for domestic water heating. As of 1987, there were an estimated 800,000 water heating systems and 100,000 active space heating systems in use in the U.S. The majority of active solar installations are in Southern and Western states, most notably California, Arizona, Florida, and Hawaii.

Biomass energy involves the conversion of organic feedstocks into useful forms of energy such as heat (thermal energy), electricity, or liquid fuels for transportation. Wood and wood waste account for 90 percent of the total biomass energy produced. Lumber companies and pulp and paper companies are the greatest users of biomass energy, meeting more than 65 percent of their energy needs with biomass.<sup>1</sup> Fuelwood provides about 10 percent of the energy used in households; 5.6 million homes are heated exclusively with fuelwood and 21 million homes are heated partially with wood.

Pressures on refuse landfills has increased the attractiveness of municipal solid waste (MSW) as an energy source. The U.S. Department of Energy estimates that about 80 percent of the 160 million tons of MSW produced each year in the U.S. is combustible, with an energy equivalent of 1.2 Quads. An additional 0.3 Quads could be extracted from the methane produced by the decomposition of wastes at existing landfills. Direct combustion of MSW has raised concerns over the dioxin, lead and cadmium found in the resultant ash, issues that must be addressed before this technology can reach its full potential.

Domestic fuel ethanol production capacity has increased from 180 million gallons of anhydrous (99.9 percent pure) ethanol in 1980 to 1,364 million gallons in 1988. During that same time, ethanol sales to the transportation sector have increased from 80 million gallons to an estimated 824 million gallons.<sup>2</sup> There are over 100 ethanol production facilities operating in 32 states.

In 1987, ethanol-gasoline blends accounted for 8 percent of the total motor fuel used and the ethanol in these fuels reduced oil consumption by 29.8 million barrels. It is likely that ethanol will be increasingly used to replace lead as an octane enhancer to meet EPA lead reduction standards in gasoline.

---

<sup>1</sup>National Wood Energy Association

<sup>2</sup>Information Resources, Inc.

The Department of Energy Biofuels Program includes regional biomass centers, providing technical assistance corresponding to the geographic diversity of biomass energy needs. Western Area Power Authority maintains the Western regional program and Tennessee Valley Authority, the Southeastern program.

The primary use of wind energy in the U.S. is for the production of electricity. Wind turbines are often developed as "wind farms". Although wind is used to generate electricity in 21 states, fully 94 percent of the U.S. wind generation is in California. Other favorable wind regimes are found in the Rocky and Appalachian Mountain states, Northern Plains states, Alaska and Hawaii.

Over 16,000 wind turbines have been installed in California by the end of 1987, with a total generating capacity of 1,300 megawatts. California wind farms generated 1.7 billion kilowatt-hours of electricity in 1987, with an energy equivalent of approximately 2.6 million barrels of oil.<sup>3</sup>

Installed costs of wind turbines have dropped from \$3,000 per kilowatt in 1981 to \$900 per kilowatt in 1987. This is due, in part, to the introduction of foreign subsidized wind turbine sales. In 1987, imports of foreign wind machines accounted for 58 percent of the U.S. market.

Geothermal energy converts the earth's natural heat to useful forms of energy. Concentrated in the Western U.S., geothermal electric generating capacity reached 2211.85 megawatts by mid-1988.<sup>4</sup> The Geysers in northern California account for 1918 megawatts, or 86 percent of the nation's total.

Direct use of geothermal energy development include space conditioning of buildings, district heating, groundwater heat pumps, greenhouse heating, industrial processing, aquaculture, and swimming pool heating. Forty-four states have experienced geothermal direct use development in the last ten years. The total installed capacity is 5.7 billion Btu/hr., with an annual energy capacity of 17,000 billion Btu/yr. (4.5 million barrels of oil energy equivalent).<sup>5</sup>

---

<sup>3</sup>American Wind Energy Association.

<sup>4</sup>DiPippo.

<sup>5</sup>Geo-Heat Center.