

ALASKA

LEGISLATURE

COMMITTEE

FILES

1987-1988

8672

5474

SRES

SB

454

1046

COMM. FISH REGIONS & AREA COMMUNITIES	IMPACT (YES=1) (NO=0)	POP. GROWTH IMPACT	ALLOCATION BY % AREA- WIDE CATCH	ALLOCATION BY POP. CHANGE	TOTAL \$\$ ALLOCATION	CATCH IN POUNDS
REGION III: A-Y-K						
AREA W - NUSKOKVIM						
AKIACHUK	0	0	\$0.00	\$0.00	\$0.00	\$0.00
AKIYK	0	0	\$0.00	\$0.00	\$0.00	\$0.00
ANIYK	0	0	\$0.00	\$0.00	\$0.00	\$0.00
ATHAUTLUK	0	0	\$0.00	\$0.00	\$0.00	\$0.00
BETHEL	0	0	\$0.00	\$0.00	\$0.00	\$0.00
CHEFORNYK	0	0	\$0.00	\$0.00	\$0.00	\$0.00
CHATHALUK	0	0	\$0.00	\$0.00	\$0.00	\$0.00
EEK	0	0	\$0.00	\$0.00	\$0.00	\$0.00
GOODIENS BAY	0	0	\$0.00	\$0.00	\$0.00	\$0.00
KASIGLUK	0	0	\$0.00	\$0.00	\$0.00	\$0.00
KHETHLUK	0	0	\$0.00	\$0.00	\$0.00	\$0.00
LOWER KALSAG	0	0	\$0.00	\$0.00	\$0.00	\$0.00
MENORYUK	0	0	\$0.00	\$0.00	\$0.00	\$0.00
NAPAKYAK	0	0	\$0.00	\$0.00	\$0.00	\$0.00
NAPASKYAK	0	0	\$0.00	\$0.00	\$0.00	\$0.00
NEVITYK	0	0	\$0.00	\$0.00	\$0.00	\$0.00
NIGHTMUTE	0	0	\$0.00	\$0.00	\$0.00	\$0.00
NIKOLAI	0	0	\$0.00	\$0.00	\$0.00	\$0.00
NUNAPITCHUK (AKOLKIUT)	0	0	\$0.00	\$0.00	\$0.00	\$0.00
PLATTINUM	0	0	\$0.00	\$0.00	\$0.00	\$0.00
QUINHASK	1	50	\$1,730.20	\$1,161.21	\$2,891.41	
TOKSOOK BAY	1	99	\$1,730.20	\$2,299.20	\$4,029.40	
TULUKSAK	0	0	\$0.00	\$0.00	\$0.00	\$0.00
TUJUNAK	0	0	\$0.00	\$0.00	\$0.00	\$0.00
UPPER KALSAG	0	0	\$0.00	\$0.00	\$0.00	\$0.00
AREA W - TOTAL.....	2	149	\$3,460.41	\$3,460.41	\$6,920.82	3,631,598
AREA X - KOTZEBUE						
AKLER	0	0	\$0.00	\$0.00	\$0.00	\$0.00
AKKUTLUK PASS	0	0	\$0.00	\$0.00	\$0.00	\$0.00
ATGASUK	0	0	\$0.00	\$0.00	\$0.00	\$0.00
BARRON	0	0	\$0.00	\$0.00	\$0.00	\$0.00
BUCKLAND	0	0	\$0.00	\$0.00	\$0.00	\$0.00
DEERING	0	0	\$0.00	\$0.00	\$0.00	\$0.00
KARTOVIK	0	0	\$0.00	\$0.00	\$0.00	\$0.00
KISIA	0	0	\$0.00	\$0.00	\$0.00	\$0.00
KIVALLINA	0	0	\$0.00	\$0.00	\$0.00	\$0.00
KOTZEBUE	0	0	\$0.00	\$0.00	\$0.00	\$0.00
MOORVIK	0	0	\$0.00	\$0.00	\$0.00	\$0.00
NORTH SLOPE BOROUGH	0	0	\$0.00	\$0.00	\$0.00	\$0.00
NORTHWEST ARCTIC BOROUGH	0	0	\$0.00	\$0.00	\$0.00	\$0.00
NUJUSUT	0	0	\$0.00	\$0.00	\$0.00	\$0.00
POINT HOPE	0	0	\$0.00	\$0.00	\$0.00	\$0.00
SELAWIK	0	0	\$0.00	\$0.00	\$0.00	\$0.00
SHISHNEF	0	0	\$0.00	\$0.00	\$0.00	\$0.00

SHUNGNAK	0	0	\$0.00	\$0.00	\$0.00	
WINWRIGHT	0	0	\$0.00	\$0.00	\$0.00	
AREA X - TOTAL.....	0	0	\$0.00	\$0.00	\$0.00	0
AREA Y - YUKON						
ALAKANUK	0	0	\$0.00	\$0.00	\$0.00	
CHEVAK	0	0	\$0.00	\$0.00	\$0.00	
EMMONAK	1	112	\$4,949.34	\$4,949.34	\$9,898.67	
FORTUNA LEDSE (MARSHALL)	0	0	\$0.00	\$0.00	\$0.00	
HOLY CROSS	0	0	\$0.00	\$0.00	\$0.00	
HOOVER BAY	0	0	\$0.00	\$0.00	\$0.00	
KOTLIK	0	0	\$0.00	\$0.00	\$0.00	
MOUNTAIN VILLAGE	0	0	\$0.00	\$0.00	\$0.00	
PILOT STATION	0	0	\$0.00	\$0.00	\$0.00	
RUSSIAN MISSION	0	0	\$0.00	\$0.00	\$0.00	
SAINT MARY'S	0	0	\$0.00	\$0.00	\$0.00	
SCAMMON BAY	0	0	\$0.00	\$0.00	\$0.00	
SHELDON POINT	0	0	\$0.00	\$0.00	\$0.00	
AREA Y - TOTAL.....	1	112	\$4,949.34	\$4,949.34	\$9,898.67	5,194,186
AREA Z - NORTH SOUND						
BREVIG MISSION	0	0	\$0.00	\$0.00	\$0.00	
ELIX	0	0	\$0.00	\$0.00	\$0.00	
GOLDVIN	1	70	\$2,300.36	\$843.06	\$3,143.42	
KOYUK	1	3	\$2,300.36	\$36.13	\$2,336.49	
NOPE	0	0	\$0.00	\$0.00	\$0.00	
SAINT MICHAEL	0	0	\$0.00	\$0.00	\$0.00	
SHAKTOOLIK	0	0	\$0.00	\$0.00	\$0.00	
STEBBINS	0	0	\$0.00	\$0.00	\$0.00	
TELLER	0	0	\$0.00	\$0.00	\$0.00	
UNALAKLEET	1	500	\$2,300.36	\$6,021.87	\$8,322.23	
WALES	0	0	\$0.00	\$0.00	\$0.00	
WHITE MOUNTAIN	0	0	\$0.00	\$0.00	\$0.00	
AREA Z - TOTAL.....	3	573	\$6,501.07	\$6,901.07	\$13,802.14	7,242,471

1985 FLOATING PROCESSORS INFORMATION EXCLUDING FCZ OPERATORS
PREPARED FOR MIKE CUSHING COMMUNITY AND REGIONAL AFFAIRS

8:32 TUESDAY, JANUARY 27, 1987

AREA=JUNEAU & YAKUTAT

OBS	_TYPE_	_FREQ_	CATCH	PURCHASE	VALUE
1	0	23	162,649	91,606	57,568.00

AREA=KETCHIKAN

OBS	_TYPE_	_FREQ_	CATCH	PURCHASE	VALUE
2	0	37	12,684,641	17,836,356	6,032,888.00

AREA=PETERSBURG & WRANGELL

OBS	_TYPE_	_FREQ_	CATCH	PURCHASE	VALUE
3	0	28	150,488	297,686	189,328.00

AREA=SITKA

OBS	_TYPE_	_FREQ_	CATCH	PURCHASE	VALUE
4	0	38	3,444,055	7,120,922	2,975,822.00

AREA=PRINCE WILLIAM SOUND

OBS	_TYPE_	_FREQ_	CATCH	PURCHASE	VALUE
5	0	63	16,907,153	24,884,387	10,366,576.00

AREA=YAKUTAT

OBS	_TYPE_	_FREQ_	CATCH	PURCHASE	VALUE
6	0	7	3,221,910	103,582,991	4,574,332.00

AREA=COOK INLET

OBS	_TYPE_	_FREQ_	CATCH	PURCHASE	VALUE
7	0	10	1,272,663	973,062	1,307,976.00

AREA=KODIAK

OBS	_TYPE_	_FREQ_	CATCH	PURCHASE	VALUE
8	0	7	10,123,593	60,875,243	4,629,971.00

1985 FLOATING PROCESSORS INFORMATION EXCLUDING FCZ OPERATORS,
PREPARED FOR MIKE CUSHING COMMUNITY AND REGIONAL AFFAIRS

8:32 TUESDAY, JANUARY 27, 1987

AREA=CHIGNIK

OBS	_TYPE_	_FREQ_	CATCH	PURCHASE	VALUE
9	0	6	1,321,415	1,503,888	1,508,902.00

AREA=ALASKA PENINSULA

OBS	_TYPE_	_FREQ_	CATCH	PURCHASE	VALUE
10	0	32	15,133,507	15,860,823	10,962,205.00

AREA=DUTCH HARBOR

OBS	_TYPE_	_FREQ_	CATCH	PURCHASE	VALUE
11	0	27	25,122,451	36,336,815	15,577,737.00

AREA=BERING SEA

OBS	_TYPE_	_FREQ_	CATCH	PURCHASE	VALUE
12	0	34	58,731,092	21,252,988	13,492,296.00

AREA=ADAK & W. ALEUTIANS

OBS	_TYPE_	_FREQ_	CATCH	PURCHASE	VALUE
13	0	14	3,978,244	433,651	726,010.00

AREA=BRISTOL BAY

OBS	_TYPE_	_FREQ_	CATCH	PURCHASE	VALUE
14	0	109	93,560,997	103,410,405	72,529,248.00

AREA=KUSKOKWIM

OBS	_TYPE_	_FREQ_	CATCH	PURCHASE	VALUE
15	0	12	3,631,598	3,300,749	1,038,888.00

AREA=YUKON RIVER

OBS	_TYPE_	_FREQ_	CATCH	PURCHASE	VALUE
16	0	8	5,194,186	2,767,909	646,289.00

1985 FLOATING PROCESSORS INFORMATION EXCLUDING FCZ OPERATORS
PREPARED FOR MIKE CUSHING COMMUNITY AND REGIONAL AFFAIRS

8:32 TUESDAY, JANUARY 27, 1985

AREA=NORTON SOUND

ODS	_TYPE_	_FREQ_	CATCH	PURCHASE	VALUE
17	0	24	7,242,471	7,468,576	2,118,420.00

COMM. FISH REGIONS & AREA COMMUNITIES * - SEE NOTES (COLUMN L)	DATE APPLCTN RECVD	IMPACT (YES=1) (NO =0)	POP. GROWTH IMPACT	ALLOCATION BY % AREA- WIDE CATCH	ALLOCATION BY POP. CHANGE	TOTAL \$\$ ALLOCATION	CATCH IN POUNDS
REGION I: SOUTHEASTERN							
AREA A - JUNEAU & YAKUTAT							
ANSON	4/10/87	1	0	\$1,457.82	\$0.00	\$1,457.82	
HAINES		0	0	\$0.00	\$0.00	\$0.00	
HAINES, BOROUGH OF		0	0	\$0.00	\$0.00	\$0.00	
JUNEAU, CITY AND BOROUGH		0	0	\$0.00	\$0.00	\$0.00	
SKAGWAY	4/16/87	1	100	\$1,457.82	\$2,915.64	\$4,373.46	
YAKUTAT		0	0	\$0.00	\$0.00	\$0.00	
AREA A - TOTAL.....		2	100	\$2,915.64	\$2,915.64	\$5,831.28	3,374,559
AREA B - KETCHIKAN							
CRAIG	4/13/87	1	500	\$2,185.44	\$2,122.62	-\$4,308.06	
HYDABURG		0	0	\$0.00	\$0.00	\$0.00	
KASAN		0	0	\$0.00	\$0.00	\$0.00	
KETCHIKAN	4/16/87	1	1,994	\$2,185.44	\$8,464.99	\$10,650.43	
KETCHIKAN, BOROUGH OF	4/10/87	1	0	\$2,185.44	\$0.00	\$2,185.44	
KLAWOCK	4/19/87	1	80	\$2,185.44	\$339.62	\$2,525.06	
METLAKATLA		0	0	\$0.00	\$0.00	\$0.00	
SAXMAN	4/20/87	1	0	\$2,185.44	\$0.00	\$2,185.44	
THORNE BAY		0	0	\$0.00	\$0.00	\$0.00	
AREA B - TOTAL.....		5	2,574	\$10,927.22	\$10,927.22	\$21,854.44	12,684,641
AREA C - PETERSBURG/WRANGELL							
KAKE		0	0	\$0.00	\$0.00	\$0.00	
KUPREANOF		0	0	\$0.00	\$0.00	\$0.00	
PETERSBURG		0	0	\$0.00	\$0.00	\$0.00	
WRANGELL		0	0	\$0.00	\$0.00	\$0.00	
AREA C - TOTAL.....		0	0	\$129.64	\$0.00	\$0.00	150,488
AREA D - SITKA							
HOONAH		0	0	\$0.00	\$0.00	\$0.00	
PELICAN	4/20/87*	1	38	\$988.96	\$70.91	\$1,059.87	
PORT ALEXANDER		0	0	\$0.00	\$0.00	\$0.00	
SITKA, BOROUGH OF	4/15/87	1	1,200	\$988.96	\$2,233.16	\$3,228.13	
TENAKEE SPRINGS	4/16/87	1	352	\$988.96	\$656.82	\$1,645.79	
AREA D - TOTAL.....		3	1,590	\$2,966.89	\$2,966.89	\$5,933.78	3,444,735

COMM. FISH REGIONS & AREA COMMUNITIES * - SEE NOTES (COLUMN L)	DATE APPLCTN (YES=1) RECVD	IMPACT (YES=1) (NO =0)	POP. GROWTH IMPACT	ALLOCATION BY % AREA- WIDE CATCH	ALLOCATION BY POP. CHANGE	TOTAL \$\$ ALLOCATION	CATCH IN POUNDS
REGION II: CENTRAL							
AREA E - PRINCE WILLIAM SOUND							
CORDOVA	4/17/87	1	500	\$7,282.36	\$9,102.95	\$16,385.31	
VALDEZ	4/20/87	1	300	\$7,282.36	\$5,461.77	\$12,744.13	
WHITTIER		0	0	\$0.00	\$0.00	\$0.00	
AREA E - TOTAL.....		2	800	\$14,564.72	\$14,564.72	\$29,129.44	16,907,153
AREA H - COCK INLET							
ANCHORAGE, MUNICIPALITY OF		0	0	\$0.00	\$0.00	\$0.00	
ANDERSON		0	0	\$0.00	\$0.00	\$0.00	
HOMER		0	0	\$0.00	\$0.00	\$0.00	
HOUSTON		0	0	\$0.00	\$0.00	\$0.00	
KACHEMAK		0	0	\$0.00	\$0.00	\$0.00	
KENAI PENINSULA BOROUGH	4/14/87*	1	7,643	\$1,096.34	\$1,096.34	\$2,192.68	
KENAI		0	0	\$0.00	\$0.00	\$0.00	
KATANUSKA-SUSITKA BOROUGH		0	0	\$0.00	\$0.00	\$0.00	
PALMER		0	0	\$0.00	\$0.00	\$0.00	
SELDOVIA		0	0	\$0.00	\$0.00	\$0.00	
SEWARD		0	0	\$0.00	\$0.00	\$0.00	
SOLDATNA		0	0	\$0.00	\$0.00	\$0.00	
WISILLA		0	0	\$0.00	\$0.00	\$0.00	
AREA H - TOTAL.....		1	7,643	\$1,096.34	\$1,096.34	\$2,192.68	1,272,663
AREA T - ERISTOL BAY							
ALEKNAGIK		0	0	\$0.00	\$0.00	\$0.00	
BRISTOL BAY BOROUGH	4/16/87	1	345	\$20,149.60	\$4,165.76	\$24,315.36	
CLARK'S POINT	4/21/87*	1	407	\$20,149.60	\$4,914.39	\$25,063.99	
DILLINGHAM	4/16/87	1	1,423	\$20,149.60	\$17,182.25	\$37,331.85	
EKWOK		0	0	\$0.00	\$0.00	\$0.00	
KAKOKOTAK		0	0	\$0.00	\$0.00	\$0.00	
NEW STUYAKOK		0	0	\$0.00	\$0.00	\$0.00	
NEWALEN		0	0	\$0.00	\$0.00	\$0.00	
NONDALTON		0	0	\$0.00	\$0.00	\$0.00	
TOGIK	4/13/87	1	4,500	\$20,149.60	\$54,336.00	\$74,485.60	
AREA T - TOTAL.....		4	6,675	\$80,598.40	\$80,598.40	\$161,196.81	93,560,997

COMM. FISH REGIONS & AREA COMMUNITIES * - SEE NOTES (COLUMN L)	DATE APPLCTN RECVD	IMPACT (YES=1) (NO =0)	POP. GROWTH IMPACT	ALLOCATION BY % AREA- WIDE CATCH	ALLOCATION BY POP. CHANGE	TOTAL \$\$ ALLOCATION	CATCH IN POUNDS
--	--------------------------	------------------------------	--------------------------	--	---------------------------------	-----------------------------	--------------------

REGION III: A-Y-K
AREA W - KUSKOKWIM

AKIACHUK		0	0	\$0.00	\$0.00	\$0.00	
AKIAK		0	0	\$0.00	\$0.00	\$0.00	
ANIAK		0	0	\$0.00	\$0.00	\$0.00	
ATMAUTLUAK		0	0	\$0.00	\$0.00	\$0.00	
BETHEL		0	0	\$0.00	\$0.00	\$0.00	
CHEFORNAK	*	0	0	\$0.00	\$0.00	\$0.00	
CHUATHBALUK		0	0	\$0.00	\$0.00	\$0.00	
EEK		0	0	\$0.00	\$0.00	\$0.00	
GOODNEWS BAY		0	0	\$0.00	\$0.00	\$0.00	
KASIGLUK		0	0	\$0.00	\$0.00	\$0.00	
KMETHLUK		0	0	\$0.00	\$0.00	\$0.00	
LOWER KALSKAG		0	0	\$0.00	\$0.00	\$0.00	
MEKORYUK		0	0	\$0.00	\$0.00	\$0.00	
NAPAKIAK		0	0	\$0.00	\$0.00	\$0.00	
NAPASKIAK		0	0	\$0.00	\$0.00	\$0.00	
NEWTOK		0	0	\$0.00	\$0.00	\$0.00	
NIGHTHYTE		0	0	\$0.00	\$0.00	\$0.00	
NIKOLAI		0	0	\$0.00	\$0.00	\$0.00	
NUNAPIITCHUK (AKOLMIUT)		0	0	\$0.00	\$0.00	\$0.00	
PLATINUM		0	0	\$0.00	\$0.00	\$0.00	
QUINHAGAK	4/20/87	1	50	\$1,564.23	\$1,049.82	\$2,614.04	
TOKSOOK BAY	4/20/87	1	99	\$1,564.23	\$2,078.64	\$3,642.86	
TULUKSAK		0	0	\$0.00	\$0.00	\$0.00	
TURANAK		0	0	\$0.00	\$0.00	\$0.00	
UPPER KALSKAG		0	0	\$0.00	\$0.00	\$0.00	
AREA W - TOTAL.....		2	149	\$3,128.45	\$3,128.45	\$6,256.90	3,631,598

AREA X - KOTZEBUE

AMBLER		0	0	\$0.00	\$0.00	\$0.00	
ANAKTUVUK PASS		0	0	\$0.00	\$0.00	\$0.00	
ATQASUK		0	0	\$0.00	\$0.00	\$0.00	
BARROW		0	0	\$0.00	\$0.00	\$0.00	
BUCKLAND		0	0	\$0.00	\$0.00	\$0.00	
DEERING		0	0	\$0.00	\$0.00	\$0.00	
KAKTOVIK		0	0	\$0.00	\$0.00	\$0.00	
KIANA		0	0	\$0.00	\$0.00	\$0.00	
KIVALINA		0	0	\$0.00	\$0.00	\$0.00	
KOTZEBUE		0	0	\$0.00	\$0.00	\$0.00	
NOORVIK		0	0	\$0.00	\$0.00	\$0.00	
NORTH SLOPE BOROUGH		0	0	\$0.00	\$0.00	\$0.00	
NORTHWEST ARCTIC BOROUGH		0	0	\$0.00	\$0.00	\$0.00	
NUQSUT		0	0	\$0.00	\$0.00	\$0.00	
POINT HOPE		0	0	\$0.00	\$0.00	\$0.00	

COMM. FISH REGIONS & AREA COMMUNITIES * - SEE NOTES (COLUMN L)	DATE APPLCTN RECVD	IMPACT (YES=1) (NO =0)	POP. GROWTH IMPACT	ALLOCATION BY % AREA- WIDE CATCH	ALLOCATION BY POP. CHANGE	TOTAL \$\$ ALLOCATION	CATCH IN POUNDS
SELANIK		0	0	\$0.00	\$0.00	\$0.00	
SHISHAREF		0	0	\$0.00	\$0.00	\$0.00	
SHUNENAK		0	0	\$0.00	\$0.00	\$0.00	
WAINWRIGHT		0	0	\$0.00	\$0.00	\$0.00	
AREA X - TOTAL.....		0	0	\$0.00	\$0.00	\$0.00	0
AREA Y - YUKON							
ALAKAYUK		0	0	\$0.00	\$0.00	\$0.00	
CHEVAK		0	0	\$0.00	\$0.00	\$0.00	
EMMONAK	4/8/87	1	112	\$4,474.55	\$4,474.55	\$8,949.09	
FORTUNA LEDGE (MARSHALL)		0	0	\$0.00	\$0.00	\$0.00	
HOLY CROSS		0	0	\$0.00	\$0.00	\$0.00	
HOOVER BAY		0	0	\$0.00	\$0.00	\$0.00	
KOTLIK		0	0	\$0.00	\$0.00	\$0.00	
MOUNTAIN VILLAGE		0	0	\$0.00	\$0.00	\$0.00	
PILOT STATION		0	0	\$0.00	\$0.00	\$0.00	
RUSSIAN MISSION		0	0	\$0.00	\$0.00	\$0.00	
SAINT MARY'S		0	0	\$0.00	\$0.00	\$0.00	
SCAMMON BAY		0	0	\$0.00	\$0.00	\$0.00	
SHELDON POINT		0	0	\$0.00	\$0.00	\$0.00	
AREA Y - TOTAL.....		1	112	\$4,474.55	\$4,474.55	\$8,949.09	5,194,186
AREA Z - NORTON SOUND							
BREVIG MISSION		0	0	\$0.00	\$0.00	\$0.00	
ELIM		0	0	\$0.00	\$0.00	\$0.00	
GOLDVIN	5/28/87	1	70	\$2,079.68	\$762.19	\$2,841.87	
KOYLK	4/13/87	1	3	\$2,079.68	\$32.67	\$2,112.35	
NOME		0	0	\$0.00	\$0.00	\$0.00	
SAINT MICHAEL		0	0	\$0.00	\$0.00	\$0.00	
SHAKTOOLIK		0	0	\$0.00	\$0.00	\$0.00	
STEBBINS		0	0	\$0.00	\$0.00	\$0.00	
TELLER		0	0	\$0.00	\$0.00	\$0.00	
UNALAKLEET	5/28/87	1	500	\$2,079.68	\$5,444.20	\$7,523.88	
WALES		0	0	\$0.00	\$0.00	\$0.00	
WHITE MOUNTAIN		0	0	\$0.00	\$0.00	\$0.00	
AREA Z - TOTAL.....		3	573	\$6,239.05	\$6,239.05	\$12,478.10	7,242,471

COMM. FISH REGIONS & AREA COMMUNITIES * - SEE NOTES (COLUMN L)	DATE APPLCTN RECVD	IMPACT (YES=1) (NO =0)	POP. GROWTH IMPACT	ALLOCATION BY % AREA- WIDE CATCH	ALLOCATION BY POP. CHANGE	TOTAL \$\$ ALLOCATION	CATCH IN POUNDS
REGION IV: WESTERN							
AREA K - KODIAK							
AKHICK		0	0	\$0.00	\$0.00	\$0.00	
KODIAK	5/7/87	1	133	\$1,744.20	\$2,180.25	\$3,924.45	
KODIAK ISLAND BOROUGH	4/20/87	1	359	\$1,744.20	\$5,385.04	\$7,629.24	
LARSEN BAY	5/11/87	1	0	\$1,744.20	\$0.00	\$1,744.20	
OLD HARBOR		0	0	\$0.00	\$0.00	\$0.00	
OUZINKIE	3/23/87	1	0	\$1,744.20	\$0.00	\$1,744.20	
PORT LIONS	4/20/87	1	40	\$1,744.20	\$655.71	\$2,399.91	
AREA K - TOTAL.....		5	532	\$8,721.00	\$8,721.00	\$17,442.00	10,123,593
AREA L - CHIGNIK							
CHIGNIK	4/20/87	1	240	\$1,138.34	\$1,138.34	\$2,276.67	
AREA L - TOTAL.....		1	240	\$1,138.34	\$1,138.34	\$2,276.67	1,321,415
AREA M - ALASKA PENINSULA							
COLD BAY		0	0	\$0.00	\$0.00	\$0.00	
KING COVE	4/23/87	1	314	\$4,345.60	\$5,379.18	\$9,724.78	
PORT HEIDEN	5/14/87	1	72	\$4,345.60	\$1,233.44	\$5,579.04	
SAND POINT	4/21/87	1	375	\$4,345.60	\$6,424.18	\$10,769.78	
AREA M - TOTAL.....		3	761	\$13,036.81	\$13,036.61	\$26,073.61	15,133,507
AREA R&D - ALEUTIANS							
AKUTAN		0	0	\$0.00	\$0.00	\$0.00	
UNALASKA/DUTCH HARBOR	4/5/87*	1	1000	\$25,068.88	\$25,068.88	\$50,137.76	
AREA R&D - TOTAL.....		1	1,000	\$25,068.88	\$25,068.88	\$50,137.76	29,100,695
AREA Q - BERING SEA							
SAINT PAUL	4/20/87	1	0	\$25,297.04	\$0.00	\$25,297.04	
SAINT GEORGE	5/31/87	1	14	\$25,297.04	\$50,594.68	\$75,891.12	
AREA Q - TOTAL.....		2	14	\$50,594.08	\$50,594.08	\$101,188.15	58,731,092

STATEWIDE CATCH TOTAL (LBS.)..							261,883,113
TOTAL FUNDING.. (\$\$).....				\$225,600.00	\$225,600.00	\$451,200.00	
CHECK SUKS TOTAL.....		35	22,763	\$225,470.36	\$225,470.36	\$450,940.72	261,883,113
BALANCE OUTSTANDING.....				\$129.64	\$129.64	\$259.28	

COLLOCATION CODE BALANCES BY EXPENDITURE ACCOUNT RRN:0001313 RSN:00960 08/03/87
 APPROPRIATION EXPENDITURES BY NEXT LOWER LEVEL

15535-87 FISHERIES TAX ORIG:86 APPROPRIATIONS (T B S R) FN:11100
 COA:1988

ENTITY NUMBER - DESCRIPTION	AUTHORIZ	RESTRICT ENCUMBER	SPENT	AVAILABL BALANCE
** 15535-87 FISHERIES TAX	7858000	556334	7257680	43986
** 04801400-86 FISHERIES TAXES	7858000	556334	7257680	43986

FOR NEXT SECTION ENTER==> NUMBER _____ YEAR ____ LEVEL LIMIT ____
 PF1=MENU PF6=RPT REQUEST MAINTENANCE

11

1	DEPARTMENT OF LAW (CONT.)	ALLOCATIONS	APPROPRIATION	APPROPRIATION FUND SOURCES		2
			ITEMS	GENERAL FUND	OTHER FUNDS	
3						3
4	SHALL INCLUDE THE FOLLOWING INFORMATION ON EACH					4
5	POSITION: POSITION CONTROL NUMBER (PCM), TITLE, RANGE,					5
6	STEP, LOCATION, TIME STATUS, BARGAINING UNIT, AND					6
7	POSITION FUND SOURCE. ALL NONBUDGETED PERMANENT PCMS					7
8	SHALL THEN BE DELETED FROM THE DEPARTMENT'S RECORDS, AND					8
9	THE REMAINING EXISTING PERMANENT POSITIONS SHALL BE					9
10	MODIFIED TO REFLECT AUTHORIZED POSITIONS. NO ADDITIONAL					10
11	PERMANENT PCMS SHALL BE ESTABLISHED OR EXISTING PCMS					11
12	MODIFIED AS TO RANGE, STEP, LOCATION, OR TIME STATUS					12
13	WITHOUT THE CONCURRENCE OF THE OFFICE OF MANAGEMENT AND					13
14	BUDGET, DIVISION OF BUDGET REVIEW. THE MASTER LIST OF					14
15	EACH DEPARTMENT'S POSITIONS SHALL BE AN AUTOMATED					15
16	POSITION ACCOUNTING CONTROL SYSTEM FILE MAINTAINED BY					16
17	THE DEPARTMENT UNDER INSTRUCTIONS FROM THE OFFICE OF					17
18	MANAGEMENT AND BUDGET.					18
19	IT IS THE LEGISLATURE'S INTENT THAT THE REDUCTION AMOUNT					19
20	IN THE MISCELLANEOUS LINE REPRESENTS A GENERAL REDUCTION					20
21	OF FUNDS BUDGETED FOR RISK MANAGEMENT IN THAT AGENCY.					21
22	THIS AMOUNT SHOULD NOT BE TRANSFERRED TO THE DIVISION OF					22
23	RISK MANAGEMENT.					23
24	ADMINISTRATION & SUPPORT (10 POSITIONS)	491,200				24
25	DATA AND WORD PROCESSING (3 POSITIONS)	138,900				25

Chapter 98

PAGE 21

CCS HB 66

11

11

1	DEPARTMENT OF LAW (CONT.)	ALLOCATIONS	APPROPRIATION	APPROPRIATION FUND SOURCES		2
			ITEMS	GENERAL FUND	OTHER FUNDS	
3						3
4	OIL & GAS SPECIAL PROJECTS		1,490,400		1,490,400	4
5	OIL & GAS OPERATIONS (18 POSITIONS)	1,289,200				5
6	DATA AND WORD PROCESSING (3 POSITIONS)	201,200				6
7						7
8						8
9						9
10	PUBLIC PROTECTION					10
11	ALCOHOL BEVERAGE CONTROL BOARD		703,300	703,300		11
12	ALCOHOL BEVERAGE CONTROL BOARD (12 POSITIONS)	690,700				12
13	IT IS THE INTENT OF THE LEGISLATURE THAT THE ALCOHOL					13
14	BEVERAGE CONTROL BOARD OFFICE IN FAIRBANKS IS TO					14
15	CONTINUE TO OPERATE THROUGHOUT FISCAL YEAR 86.					15
16	DATA AND WORD PROCESSING	6,600				16
17	DEVELOPMENT					17
18	SHARED TAXES		84,160,300	84,160,300		18
19	MUNICIPAL ASSISTANCE	81,306,800				19
20	AMUSEMENT AND GAMING TAX	312,300				20
21	AVIATION FUEL TAX	101,000				21
22	ELECTRIC AND TELEPHONE COOPERATIVE TAX	1,700,000				22
23	LIQUOR LICENSE TAX	900,000				23
24	FISHERIES TAX		7,858,800	7,858,800		24
25	IT IS THE INTENT OF THE LEGISLATURE THAT AN AMOUNT NOT					25
26	TO EXCEED \$500,000 OF THE UNEXPENDED AND UNALLOCATED					26
27	BALANCE OF THIS APPROPRIATION SHALL BE TRANSFERRED TO					27

Chapter 98

PAGE 22

CCS HB 68

99.

1 DEPARTMENT OF REVENUE (CONT.)

2 APPROPRIATION FUND SOURCES

3 APPROPRIATION ITEMS GENERAL FUND OTHER FUNDS

4 TO YIELD THE LARGEST AMOUNTS.

5 FUND PROCEEDINGS

6 PUBLIC SERVICES (23 POSITIONS) 29,600

7 PUBLIC SERVICES/DATA AND WORD PROCESSING 1,352,600

8 TREASURY MANAGEMENT (28 POSITIONS) 5,100,100

9 TREASURY MANAGEMENT/DATA & WORD PROCESSING 26,400

10 OFFICE OF THE COMMISSIONER 1,513,400

11 COMMISSIONER'S OFFICE (18 POSITIONS) 3,931,200

12 ON OR BEFORE SEPTEMBER 30, 1993, THE DEPARTMENT SHALL

13 PROVIDE THE OFFICE OF MANAGEMENT AND BUDGET, DIVISION OF

14 BUDGET REVIEW, WITH A LIST OF EXISTING PERMANENT

15 POSITIONS AS OF JULY 31, 1993. THE LISTING OF POSITIONS

16 SHALL INCLUDE THE FOLLOWING INFORMATION ON EACH

17 POSITION: POSITION CONTROL NUMBER (PCN), TITLE, RANGE,

18 STEP, LOCATION, TIME STATUS, BARGAINING UNIT, AND

19 POSITION FUND SOURCE. ALL NONBUDGETED PERMANENT PCNs

20 SHALL THEN BE DELETED FROM THE DEPARTMENT'S RECORDS, AND

21 THE REMAINING EXISTING PERMANENT POSITIONS SHALL BE

22 MODIFIED TO REFLECT AUTOMATIC POSITIONS. NO ADDITIONAL

23 PERMANENT PCNs SHALL BE ESTABLISHED OR EXISTING PCNs

24 MODIFIED AS TO RANGE, STEP, LOCATION, OR TIME STATUS

25 WITHOUT THE CONCURRENCE OF THE OFFICE OF MANAGEMENT AND

26 BUDGET, DIVISION OF BUDGET REVIEW. THE MASTER LIST OF

27 EACH DEPARTMENT'S POSITIONS SHALL BE MAINTAINED

1

2

3

4

5

6

7

8

9

10

11

12

13

14

15

16

17

18

19

20

21

22

23

24

25

26

27

1 DEPARTMENT OF REVENUE (CONT.)

2 APPROPRIATION FUND SOURCES

3 APPROPRIATION ITEMS GENERAL FUND OTHER FUNDS

4 THE DEPARTMENT OF COMMUNITY AND REGIONAL AFFAIRS FOR THE

5 PURPOSE OF DEVELOPING A PILOT PROJECT UNDER AS

6 44-47.050(3).

7 MUNICIPAL BOND BANK AUTHORITY (2 POSITIONS) 379,400

8 PERMANENT FUND CORPORATION (12 POSITIONS) 4,438,900

9 FUND BOARD OF TRUSTEES REDUCE THE AMOUNT OF TRAVEL

10 NECESSARY DURING FISCAL YEAR 1988 THROUGH EFFICIENT USE

11 OF CONFERENCE TELEPHONE CALLS.

12 ALASKA HOUSING FINANCE CORPORATION (47 POSITIONS) 3,313,900

13 GENERAL GOVERNMENT

14 CHILD SUPPORT ENFORCEMENT 3,267,500

15 CHILD SUPPORT ENFORCEMENT (93 POSITIONS) 4,361,000

16 DATA AND WORD PROCESSING (2 POSITIONS) 883,700

17 REVENUE OPERATIONS

18 AUDIT (57 POSITIONS) 2,536,200

19 AUDIT/DATA & WORD PROCESSING 66,500

20 PETROLEUM REVENUE (27 POSITIONS) 1,784,100

21 PETROLEUM REVENUE/DATA & WORD PROCESSING 171,600

22 ENFORCEMENT (22 POSITIONS) 3,213,100

23 DIVISION PRIORITIZE DELINQUENT ACCOUNTS AND CONCENTRATE

24 COLLECTION EFFORTS ON THOSE ACCOUNTS THAT ARE EXPECTED

1

2

3

4

5

6

7

8

9

10

11

12

13

14

15

16

17

18

19

20

21

22

23

24

25

26

27



STATE OF ALASKA
REIMBURSABLE SERVICES AGREEMENT

AMENDMENT NUMBER

Requesting DEPARTMENT Revenue	DIVISION Administrative Services	SECTION Shared Taxes	LOG NUMBER (ADN) 04-87-0005
SERVICING DEPARTMENT Community & Regional Affairs	DIVISION MRAD	SECTION	LOG NUMBER (ADN) 21-7-0042

I. The servicing agency agrees to provide the requesting agency with the following service(s):

PROJECT OR PROGRAM TITLE:

Pilot Project under AS 44.47.050(3) and SIA 1985, Chapter 98

DESCRIPTION OF SERVICE(S) TO BE PROVIDED. IF THIS IS AN RSA AMENDMENT, ALSO DESCRIBE SPECIFIC PURPOSE OF AMENDMENT.

In response to Legislative Intent language included in Chapter 98, SIA 1985, an amount not to exceed \$500,000 is to be transferred to the Department of Community and Regional Affairs for the purpose of developing a pilot project under AS 44.47.050(3).

II. Terms and mechanics of reimbursement:

- Payment upon receipt of Interagency billing
- Payment upon completion of service(s).
- Other (Specify):
Transfer upon OMB approval

Billing Address:

Department of Revenue
Division of Administrative Services
P.O. Box SA

DATE WORK TO COMMENCE: 7/1/86	COMPLETION DATE: 8/31/86
----------------------------------	-----------------------------

Juneau, AK 99811-0400

III. Schedule of maximum costs to be incurred by the Servicing Agency:

	ORIGINAL AGREEMENT	PREVIOUS AMENDMENTS	THIS AMENDMENT	TOTAL
Personal Services	\$ _____	\$ _____	\$ _____	\$ _____
Travel	\$ _____	\$ _____	\$ _____	\$ _____
Contractual	\$ _____	\$ _____	\$ _____	\$ _____
Supplies	\$ _____	\$ _____	\$ _____	\$ _____
Equipment	\$ _____	\$ _____	\$ _____	\$ _____
Land & Buildings	\$ _____	\$ _____	\$ _____	\$ _____
Grants	\$ 451,200.00	\$ _____	\$ _____	\$ 451,200.00
Other (Itemize):	\$ _____	\$ _____	\$ _____	\$ _____
TOTAL	\$ 451,200.00	\$ _____	\$ _____	\$ 451,200.00

IV. Budgeting and accounting Information:

REQUESTING AGENCY:

1. This agreement is documented No Yes. If yes, in FY 86, Capital/operating budget page SIA 85, Ch 98 22-23

2. Financial coding to be charged 4801400-77000 Continuing funds No Yes Authority _____

3. RSA (encumbrance) document number _____

4. Date funds lapse _____

SERVICING AGENCY:

1. This agreement is documented No Yes. If yes, in FY _____, Capital/operating budget page _____

V. Approvals & Certification: The requesting agency and servicing agency agree to the terms and conditions above. In addition, the requesting agency certifies: that sufficient funds are available and authorized to pay this obligation, that the accounting code(s) to be charged has/have sufficient balance(s) to cover this obligation and that a balance will be maintained in this/these account(s) sufficient to pay any agency obligations established by this agreement. I am aware that submitting false, inaccurate or misleading documents constitutes an unsworn falsification punishable under AS 11.56.210.

REQUESTING AGENCY AUTHORIZED SIGNATURE: <i>[Signature]</i>	NAME, PRINTED: Mary A. Nordale, Commissioner	DATE: 7/1/86
SERVICING AGENCY AUTHORIZED SIGNATURE: <i>[Signature]</i>	NAME, PRINTED: Emil Notti, Commissioner	DATE: 7/1/86
OMB AUTHORIZED SIGNATURE: <i>[Signature]</i>	NAME, PRINTED: [Name]	DATE: 7/1/86

STATE OF ALASKA

DEPT. OF COMMUNITY & REGIONAL AFFAIRS

OFFICE OF THE COMMISSIONER

August 13, 1987

STEVE COWPER, GOVERNOR

- P.O. BOX B
JUNEAU, ALASKA 99811-2100
PHONE: (907) 485-4700
- 949 E. 36TH AVENUE, SUITE 400
ANCHORAGE, ALASKA 99508-4302
PHONE: (907) 563-1073

CERTIFIED/RETURN RECEIPT REQUESTED

Ms. Nancy Gross
City Manager
City of Unalaska
P.O. Box 89
Unalaska, AK 99685

Dear Ms. Gross:

Thank you for your letter of July 28, setting out in greater detail the concerns about the fish tax pilot project we had discussed on the phone earlier in July.

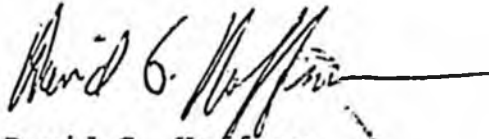
Based upon the information you provided, the figures used in the calculation of payments for the project were reviewed. In doing so, it was discovered that the data used to calculate Unalaska's payment under the pilot project was incomplete and led to an underpayment of \$42,556.33. A check for that amount is enclosed with this letter, along with a memorandum explaining how the miscalculation occurred.

Despite this mishap, I believe the pilot project should be judged a success in accomplishing its objectives of 1) devising a distribution program for mitigation of off-shore fish processing impacts and 2) gaining information about the utility and reasonableness of such a distribution for future reference. This information will be presented to the legislature in a report later this year. I would like to note that this was a pilot project for which the department received no extra funds or positions for administration. Because of that, project development over a period of two years was accomplished by at least four different departmental staff who were pulled off regular on-going duties to work on this project. In view of the necessity for such a division of responsibilities and the fact that this was a totally new project with which no one had developed any familiarity, the surprise is that there were not more problems that we experienced.

Ms. Gross
August 13, 1987
Page Two

In any case, I apologize for the delay in payment and appreciate again your assistance in the development of this program and disclosing the mistake made in the case of Unalaska. I look forward to working with you further in the future.

Sincerely,

A handwritten signature in dark ink, appearing to read "David G. Hoffman", with a horizontal line extending to the right from the end of the signature.

David G. Hoffman
Commissioner

Enclosures: Alaska State Warrant
August 5, 1987 Memorandum to Department of Revenue

STATE OF ALASKA

DEPT. OF COMMUNITY & REGIONAL AFFAIRS

MUNICIPAL & REGIONAL ASSISTANCE DIVISION

STEVE COWPER, GOVERNOR

- P.O. BOX BH
JUNEAU, ALASKA 99811-2110
PHONE: (907) 465-4750
- 949 E. 36TH AVENUE, SUITE 400
ANCHORAGE, ALASKA 99508-4302
PHONE: (907) 561-8586
- P.O. BOX 348
BETHEL, ALASKA 99559-0348
PHONE: (907) 543-3475
- P.O. BOX 41
NOME, ALASKA 99762-0041
PHONE: (907) 443-5457
- P.O. BOX 280
KOTZEBUE, ALASKA 99752-0280
PHONE: (907) 442-3875
- 1514 CUSHMAN STREET, ROOM 210
FAIRBANKS, ALASKA 99701-6286
PHONE: (907) 452-7128
- P.O. BOX 10041
DILLINGHAM, ALASKA 99576-0041
PHONE: (907) 842-2245

March 10, 1987

Dear Municipal Official:

The Offshore Fisheries Business Tax Revenue Sharing Pilot Project was funded by the Alaska State Legislature pursuant to special legislative intent in chapter 98, SLA 1985. The purpose of the project is to develop an equitable means of distributing funds to municipalities to mitigate impacts from the offshore fish processing industry.

Municipalities currently receive a share of state revenues generated by fish processors operating within municipal boundaries. However, there is no direct sharing of revenues from offshore floating processors outside of municipal boundaries even though such processors may still have impacts of a transient but substantial nature on the municipality. This project grew out of a desire to devise a program to equitably share a portion of those unshared revenues with communities impacted by offshore processors.

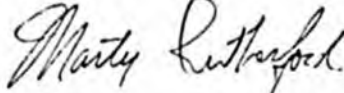
The project has been developed over the past year by the Department of Community and Regional Affairs with input from municipalities through questionnaires and workshops, from legislators, state agencies and other interested persons. The amount to be distributed under the pilot project is \$451,000, based on the unobligated and unexpended portion appropriation to the current fish tax revenue sharing program. The general approach taken is that of a formula distribution to impacted municipalities, with allocations based upon the location of the municipality within a specific commercial fisheries management area, the amount of fisheries production within that area compared to statewide production, and the population increase of the municipality compared to that of other municipalities within the area during fishing season. The regulations governing this program are enclosed.

Municipal Official
March 10, 1987
Page Two

If you wish to participate in the project, please fill out the enclosed application completely and submit it to our Juneau office postmarked by April 15, 1987.

Please note that this is a pilot project. Based upon the information gained through this pilot project, there may be legislation introduced to continue the program. However, your cooperation is needed. If you have any additional comments on this project, please let us know.

Sincerely,

A handwritten signature in cursive script that reads "Marty Rutherford".

Marty Rutherford
Director

APPLICATION FOR
THE OFFSHORE FISHERIES BUSINESS TAX REVENUE SHARING
PILOT PROJECT

State of Alaska
Steve Cowper, Governor

Department of Community and
Regional Affairs
David G. Hoffman, Commissioner

Municipal and Regional Assistance Division
Marty Rutherford, Director

APPLICATION INSTRUCTIONS

In order to participate in the Offshore Fisheries Business Tax Revenue Sharing Pilot Project, you must fill out this application and return it post marked by April 15, 1987 to:

Pilot Project
Department of Community and Regional Affairs
P.O. Box BH
Juneau, AK 99801

Although the regulations provide for a March 15 application deadline, they also provide that the Commissioner may extend the deadline for "good cause." Because of the short length of time that would be available to complete and submit the application based upon a March 15, the Commissioner has extended the deadline to April 15. Consequently, the entire process will be set back about a month so that determination letters will not be sent out until some time after mid-April, rather than on April 15 as set out in regulation. It is anticipated that payments will be sent out in June, after review of determinations by applicants, resolution of any appeals, and calculation of entitlements.

Please note that the year in which impacts must be experienced and from which population increase is to be measured is calendar year 1985. That is the most recent year for which required catch data is available.

An effort has been made to keep the application form and requirements simple. Apart from "significant impacts" and "population increase," the required items on the facing SUMMARY SHEET are self explanatory. Greater detail on those two questions is set out in the instructions facing page 2 and page 3.

Please note that a resolution certifying the "population increase" is required. A sample resolution form is enclosed for your convenience.

Funds received under this program are subject to single audit requirements contained at 2 AAC 45.010.

A copy of the pilot project regulations sent to the Attorney General for review and filing by the Lieutenant Governor is attached. Although the regulations will not become effective until 30 days after filing, in an effort to expedite the administrative process, applications have been distributed and will be processed to make payments as soon as possible after the effective date of the regulations.

If you have any questions, please call Paul Cunningham at 465-4750.

OFFSHORE FISHERIES BUSINESS TAX
REVENUE SHARING PILOT PROJECT

SUMMARY SHEET

1. Name of Municipality _____

2. Mailing Address _____

3. Telephone Number _____

4. Contact Person _____

5. Did your municipality experience "significant impacts" from the offshore commercial fishing industry in 1985? _____
(If yes, please complete page 2.) You must answer "yes" to be eligible to participate in the distribution of funds under this project.

6. What, if any, was the "population increase" reasonably related to the offshore fish processing industry of your municipality during a fishing season during 1985? _____
(Please complete page 3 documenting and describing the method used to determine population increase.)

7. ANSWER AFTER COMPLETING YOUR APPLICATION: Do you feel that the approach taken in this pilot project adequately addresses your concerns regarding the impact of the offshore fish processing industry on your community? _____ Why or why not?

8. CERTIFICATION AND ASSURANCES: To the best of my knowledge and belief, the information in this application is true and correct. The applicant agrees to comply with the laws and regulations under which this program and program funds are administered.

Signature of Mayor _____

DATE _____

INSTRUCTIONS FOR PAGE 2

In order to qualify to receive funds under this program, you must demonstrate that your community experienced significant impacts from the offshore fish processing industry in 1985. Your explanation should show 1) what the impact or impacts were, 2) that the impact(s) were "significant", and 3) that the impact(s) were related to the offshore fish processing industry. You may include photographic evidence, but it must be supported by an explanation of how the demonstrated impact is related to the offshore fish processing industry. You may attach additional information if needed. "Impacts" and "significant impacts" are defined at 19 AAC 33.070 of the enclosed regulations.

INSTRUCTIONS FOR PAGE 3

Your municipal population increase reasonably related to the offshore fish processing industry in 1985 is an element used to calculate your entitlement. (see 19 AAC 33.030 and 19 AAC 33.040 of the enclosed regulations). It is intended to indicate the level of impact on your municipality during calendar year 1985 from the offshore fish processing industry. The persons included in this population increase may include transient people connected in any way with the offshore fish processing industry. The population increase is not an indicator of permanent residents, but rather an indicator of impact, representing a peak level of service demand, resulting from the offshore fish processing industry. It may be calculated by taking the highest level of persons within municipal boundaries at any time during a fishing season in 1985, less any non-fish processing related population increase, less the DCRA certified population for July 1, 1985 (used to calculate your FY 1986 State Revenue Sharing entitlement).

You may use any relevant statistics of population that can be documented. Some examples are: labor statistics, retail sales activity, water hook-ups, bulk fuel sales, electric consumption, motel/hotel rate of occupancy, employment data from the offshore fish processing industry, criminal or other public safety statistics, and so on. However, population increase due to tourism, construction activity not related to the offshore fish processing industry, onshore processing, and so on, must not be included in the population increase used to calculate your entitlement. As provided by regulation; "Unverifiable, unsupported estimates will not be accepted" (19 AAC 33.030.)

Population increase is defined in regulation at 19 AAC 33.070(h) (see enclosed regulations).

Paul Cunningham, our department demographic specialist in Juneau at 465-4750, is available to give you assistance in developing a method of estimation.

NOTE THAT YOU MAY STILL RECEIVE AN ENTITLEMENT IF YOU HAD NO POPULATION INCREASE OR ARE UNABLE TO REASONABLY CALCULATE THE SIZE OF THAT INCREASE. However, you will not receive funding under the per capita portion of the formula.

INSTRUCTIONS FOR RESOLUTION

A resolution certifying the population increase, which will be used for the formula calculation of the per capita share of each municipal payment, is required. The facing resolution form is included for your convenience. The numbered blanks should include the following information:

1. Name of the municipality,
2. Amount of population increase,
3. Governing body of municipality,
4. Signature of the mayor or presiding officer of the governing body,
5. Signature of the clerk.

RESOLUTION

A RESOLUTION OF THE _____ (1)
authorizing participation in the Offshore Fisheries Business
Tax Revenue Sharing Pilot Project and adopting a determination
of the population increase reasonably related to the offshore
fish processing industry.

WHEREAS, the _____ (1) experiences
significant impacts from the offshore fish processing industry;
and

WHEREAS, this municipality is an applicant to participate in
the Offshore Fisheries Business Tax Revenue Sharing Pilot
Project authorized by chapter 98, SLA 1985; and

WHEREAS, the governing body of the municipality must pass a
resolut on adopting a population increase reasonably related to
the offshore fish processing industry;

NOW THEREFORE BE IT RESOLVED THAT the governing body finds that
in 1985 the population increase reasonably related to the
offshore fish processing industry as defined in regulation
was _____ (2).

PASSED AND APPROVED BY THE _____ (3)
on the _____ day of _____, 1987.

BY: _____ (4)

ATTEST: _____ (5)

Register , 1987 COMMUNITY AND 19 AAC 33.010
REGIONAL AFFAIRS 19 AAC 33.020

19 AAC is amended by adding a new chapter to read:

CHAPTER 33. OFFSHORE FISHERIES BUSINESS TAX
REVENUE SHARING PILOT PROJECT

19 AAC 010 ELIGIBILITY. To be eligible for payment under this chapter, an applicant must:

(a) be a municipality incorporated under the laws of the State of Alaska;

(b) be located in the coastal area; and

(c) demonstrate significant impacts from the offshore fish processing industry during the reference year. (Eff. / / , Register)

Authority: AS 44.47.050,
Sec. 26, Chapter 98,
SLA 1985

19 AAC 33.020. APPLICATION PROCEDURE. (a) The department will distribute applications to all potential applicants that the department believes may be eligible for assistance. Additional applications may be obtained from the department.

(b) In order to participate in the program, an applicant must submit a completed application to the department postmarked by March 15 of the application year on an application form prescribed by the department.

(c) For good cause, the commissioner will, in his or her discretion, extend the application deadline. (Eff. / / , Register)

Authority: AS 44.47.050,
Sec. 26, Chapter 98,
SLA 1985

19 AAC 33.030. DETERMINATION OF POPULATION INCREASE. A municipality must include with its application an estimate of its population increase during fishing season which is reasonably related to the offshore fish processing industry. The estimate must be certified by the mayor and adopted by the governing body of the municipality by resolution. The estimate must include an explanation of how it was determined and must be supported by relevant indices of population. Unverifiable, unsupported estimates will not be accepted. (Eff. / / , Register)

Authority: AS 44.47.050,
Sec. 26, Chapter 98,
SLA 1985

19 AAC 33.040. ALLOCATION. (a) The department will allocate available funds to each commercial fisheries management area in the proportion of the weight of commercial species processed offshore within each area divided by the total weight of commercial species processed offshore statewide. For the purposes of this section, management areas R and O will be combined.

(b) One-half of each commercial fisheries management area allocation will be distributed equally among all participating municipalities within the area. The other half of the area allocation will be distributed to participating municipalities within the area proportionate to the population increase within each municipality divided by the total population increase of participating municipalities within the area. (Eff. / / , Register)

Authority: AS 44.47.050,
Sec. 26, Chapter 98,
SLA 1985

19 AAC 33.050. APPEAL PROCEDURE. The department will make a determination of eligibility and population of each applicant and mail the determination to the applicant by April 15 of the application year. An applicant may appeal a determination of eligibility or population to the commissioner. The appeal must be in writing to the commissioner and must be postmarked within 30 days after receipt of notice of determination. The appeal must include the relevant evidence in support of the applicant's claim. The commissioner will review the appeal and notify the applicant of the decision on the appeal within 30 days of receipt of the appeal. (Eff. / / , Register)

Authority: AS 44.47.050,
Sec. 26, Chapter 98
SLA 1985

19 AAC 33.060. AGREEMENTS. A municipality and its officers and employees shall, upon request of the department, furnish available information and assistance required by the department in securing accurate information upon which to base the department's determinations. (Eff. / / , Register)

Authority: AS 44.47.050,
Sec. 26, Chapter 98
SLA 1985

19 AAC 33.070. DEFINITIONS. For the purposes of this chapter:

(a) "application year" means the state fiscal year for which a municipality submits an application for funding under 19 AAC 33;

(b) "coastal area" means the nine regions defined in AS 44.19.891(a)(1) from which members of the Alaska Coastal Policy Council are chosen, as set out in the annexed map (Attachment A).

(c) "commercial fisheries management area" means an area established by the Alaska Department of Fish and Game for management and statistical reporting purposes pursuant to AS 16.05.251(a)(2) and as shown on the annexed map (Attachment B).

(d) "commissioner" means the Commissioner of the Department of Community and Regional Affairs.

(e) "department" means the Department of Community and Regional Affairs.

(f) "fishing season" means that period in the reference year during which any species of fish, including shellfish, may be commercially taken under the regulations of the Alaska Department of Fish and Game, which is occurring in the commercial fisheries management area in which the municipality is located.

(g) "impacts" include ecological (such as the impacts on natural resources and the components, structures, and functioning of affected ecosystems), aesthetic, historic, cultural, economic, social, or health effects; and may be of the following types:

(1) direct impacts that are caused by, or are reasonably attributable to an activity or action and occur at the same time and place;

(2) indirect impacts that are caused by an action and are later in time or farther removed in distance; these may include growth inducing effects and other effects related to induced changes in the pattern of land use, population density, or growth rate, and related effects on air and water and other natural systems, including ecosystems; or

(3) cumulative impacts or the impacts on the human/physical environment that result from the incremental impact of an action when added to other past, present, and reasonably foreseeable future actions regardless of what agency, industry, or person undertakes such other actions; these can result from individually minor but collectively significant actions taking place over a period of time;

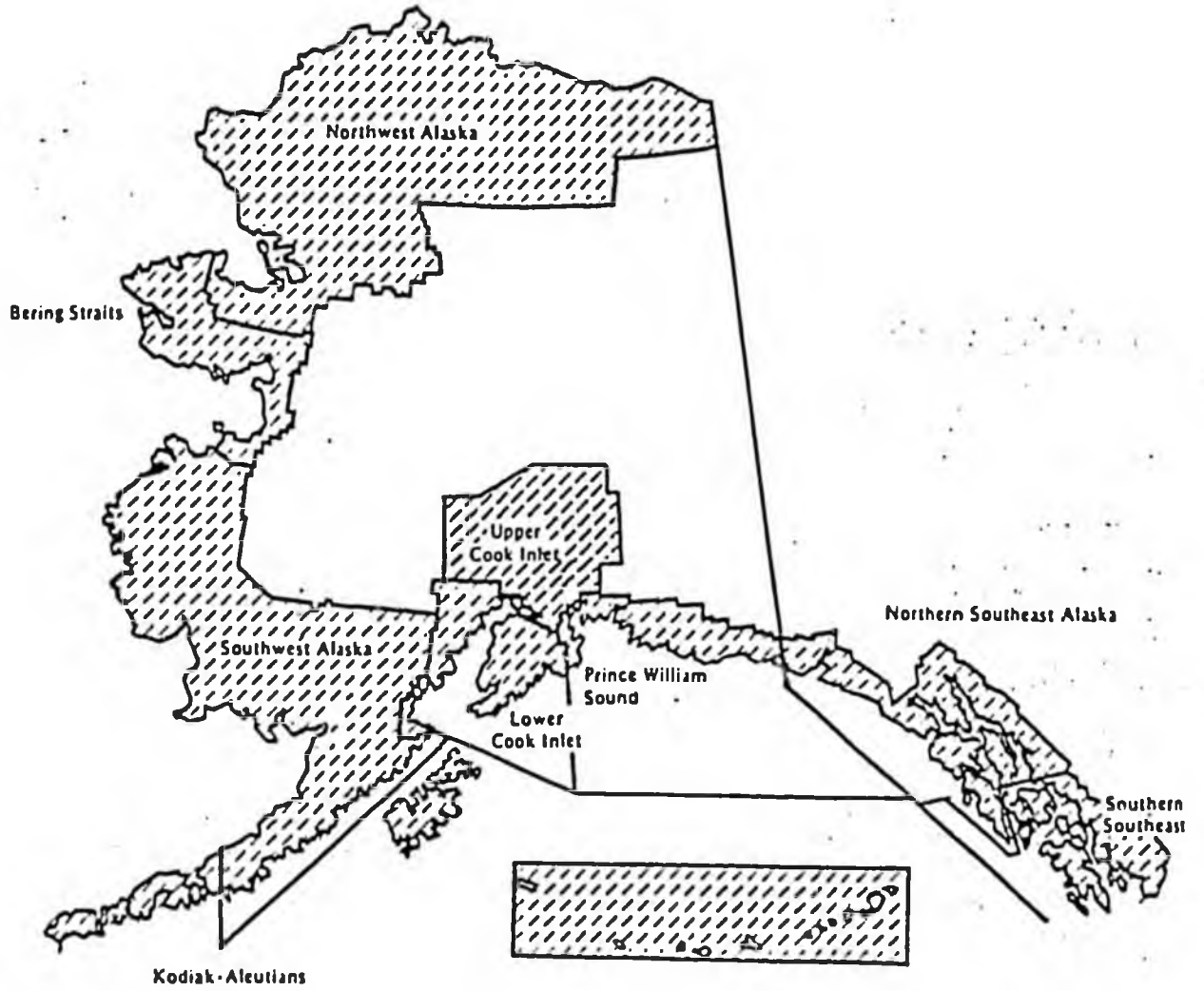
(h) "population increase" means the increase in population which is reasonably related to the offshore fish processing industry within municipal boundaries during the reference year above the municipal population determined by the Department of Community and Regional Affairs for the State Revenue Sharing Program pursuant to AS 29.60.020 for July 1 of the reference year; persons included in the population increase may be transient and need not have permanent ties with the community, but rather represent a peak level of demand on city services;

(i) "reference year" means that year from which population and fish weight data are drawn and in which the claimed significant impacts must have occurred; it is the calendar year immediately preceding the application year;

"significant impact" means an impact of which the cumulative primary and secondary consequences significantly alter the quality of the human environment, curtail the choices of beneficial uses of the human environment, or interfere with the attainment of long-range human environmental goals; the word "significant" is intended to imply a threshold of importance and impact that must be met;

(k) "weight of commercial species" means the total pounds of ex-vessel commercial production of fish and shellfish within state waters as determined by the Alaska Department of Fish and Game for the reference year. (Eff. / / , Register)

Authority: AS 44.47.050,
Sec. 26, Chapter 98,
SLA 1985



NINE REGIONS FROM WHICH ELECTED OFFICIALS ARE
SELECTED TO SERVE ON THE COASTAL POLICY COUNCIL

SOURCE: Alaska Department of Community and Regional Affairs, 1979. District Program Guidebook Series, Vol. 1, Coastal Management: What It Is And How It Works. Anchorage: DCRA.



ALASKA COMMERCIAL FISHERIES REGIONS AND AREAS

REGION I: SOUTHEASTERN: Dixon Entrance to Cape Suckling

- Areas: A. Juneau & Yakutat
 B. Ketchikan
 C. Petersburg
 D. Sitka

REGION II: CENTRAL: State Third Judicial Division Northern Boundary to Cape Suckling to Cape Douglas to Cape Mensehikof to Cape Newenham

- Areas: E. Prince William Sound
 H. Cook Inlet
 T. Bristol Bay (salmon and herring catch; all fish and shellfish production)

REGION III: ARCTIC-YUKON-KUSKOKWIM (AYK): North of State Third Judicial Division Northern Boundary which ends at the west at Cape Newenham including Nunivak, St. Matthew, and St. Lawrence Islands

- Areas: W. Kuskokwim
 X. Kotzebue
 Y. Yukon
 Z. Norton Sound

REGION IV: WESTERN: Cape Douglas to Unimak Pass to Cape Newenham including Kodiak and Aleutian Islands

- Areas: K. Kodiak
 L. Chignik
 M. Alaska Peninsula
 O. Dutch Harbor
 Q. Bering Sea
 R. Adak & W. Aleutians
 T. Bristol Bay (fish other than salmon and herring catch; and shellfish catch)

MEMORANDUM

State of Alaska

Hon. Mary Nordale, Commissioner DATE January 18, 1985
Department of Revenue

FILE NO. 366-313-85

TELEPHONE NO. 465-3600

FROM Norman C. Gorsuch
Attorney General

SUBJECT: Fish tax revenue
sharing.

By: *Martha A. Fox*
Martha A. Fox
Assistant Attorney General

You have asked whether, under the revenue sharing provisions of AS 43.75.130, the Department of Revenue (department) should distribute a percentage of the fisheries business taxes collected for processing that takes place outside of municipality, city, and borough boundaries. On examining the pertinent statutes, we conclude that there is no statutory basis for the department to distribute this revenue.

The department is currently distributing a percentage of the fisheries business tax it collects for processing that takes place within municipality or borough boundaries, but not for processing activities outside those boundaries. The department has been asked to review this practice in light of floating processors or shore-based vessel processors that are processing in waters outside of municipality or borough boundaries, but that are making use of local facilities and services.

The department is charged with administering the tax laws established by statute. AS 43.05.040. Any action it takes in administering the tax laws is limited by the terms and scope of the underlying statutes involved.

There has been a revenue sharing provision of some form in the fisheries business tax statutes since at least 1962. (Sec. 6, ch. 155, SLA 1962.) Apparently the general purpose of this revenue sharing was originally to provide educational funds for communities, and later to assist in financing other services including fisheries enhancement. (Papers in 1979 Senate C & RA Committee File on SB 132, Legislative Research Library, Juneau.) AS 43.75.130, the fisheries business tax revenue sharing provision, states:

The commissioner of revenue shall pay
(1) to each municipality unified under
AS 29.68.240 - 29.68.440, and to each city located
in the unorganized borough, 50 percent of the

amount of tax revenue collected in the municipality from taxes levied by this chapter;

(2) to each city located within a borough, 25 percent of the amount of tax revenue collected in the city from taxes levied by this chapter; and

(3) to each borough

(A) 50 percent of the amount of tax revenue collected in the area of the borough outside cities from taxes levied by this chapter; and

(B) 25 percent of the amount of tax revenue collected in cities located within the borough from taxes levied by this chapter.

The pertinent language in the section requires the department to share a percentage of the tax revenue collected "in the municipality," "in the city," or "in the ... borough" from the fisheries business tax. There is no basis in this wording for sharing tax revenues from processing activities that take place outside of a local government area.

Under a literal reading of the statute, revenue sharing is only applicable to tax revenues collected in the municipality or borough. As a practical matter, actual collection of the tax will often not take place in the municipality, city, or borough in which the processing takes place. The department has interpreted AS 43.75.130 to mean that revenue sharing is applicable to tax revenue collected for processing that takes place in the municipality, city or borough.

This interpretation is apparently one of longstanding, and we believe that it is the correct interpretation of the revenue sharing statute. Given the purpose of revenue sharing, it is reasonable to assume that the legislature intended revenue sharing to go to communities that were affected by the processing activity rather than the place the tax was collected. The nature of the fisheries business tax also supports this interpretation. This is because the fisheries business tax is a tax on the activity of processing. ^{1/} The tax is imposed on "[a] person engaged in a fisheries business." (AS 43.75.015), which is defined as

^{1/} AS 43.75.100 imposes a tax on the taking of a fishery resource if it is not otherwise taxed under other provisions of AS 43.75. This section is intended to cover fisheries resources that are harvested but not processed in the state.

a person who engages in processing fisheries resources for sale by freezing, cooking, salting, or other method and includes but is not limited to canneries, cold storages, freezer ships, and processing plants;

AS 43.75.140(3). The tax is levied on a percentage of the value of the fisheries resource processed. Therefore, tax revenue collected from the fisheries business tax in a local government area would be from processing.

The statute makes no provision, however, for sharing revenues from taxes collected for processing that takes place outside of the local government area. We recognize that there may be some situations where these local governments are providing the types of services to processors that revenue sharing is generally intended to assist in financing. However, the department cannot take administrative action without underlying statutory authority, and there is no statutory authority for that type of revenue sharing in AS 43.75.130. 2/

Please let us know if we can be of any additional assistance.

MAF/mf

cc: Martin J. Richard
Director of Audit

Steven R. Kettel
Chief, Audit Services

2/ The question presents additional issues concerning a proper method of allocating shared revenues among local governments when a processor impacts more than one community. With the statute silent on the issue of sharing revenues from processing outside of local government boundaries, there is no guidance on how to allocate. If the statute were changed to allow this type of revenue sharing it should also give guidance on the allocation issue.

On Annexation —

Clarks Point, Dillingham see no common ground

BPT
10/3/86

by Bruce Baltar
BayTimes Staff

City officials from Clarks Point and Dillingham met this week to seek common ground on the cities' conflicting annexation claims. But they could not come closer than an "agreement to disagree" on the main issue of annexing the waters of Nushagak Bay.

Both cities have filed annexation petitions with one major goal in mind: to tap more than \$500,000 in raw fish taxes that floating processors in Nushagak Bay pay the state each year. Although municipalities receive half of the raw fish taxes paid by processors within their boundaries, the migration of processors off-shore in recent years has deprived the cities of much of this revenue.

Clarks Point city council members and city administrator Sharon Clark met with Dillingham officials at city hall Tuesday to prepare for Local Boundary Commission hearings, which are scheduled in both communities tomorrow.

The meeting was friendly, but no compromise was reached. The stumbling block is that the processors congregate in a relatively small area off Clarks Point, the area Clarks Point councilman Mike Walker called "the money bag in the seine." Without giving up that most lucrative part of the Bay, there was little either side could offer by way of compromise.

Despite their inability to agree on bound-

See ANNEXATION Page 3

Annexation, Cont'd from Page 1

daries, officials did agree to cooperate in seeking legislation to distribute some of the fish taxes locally if both an-

nexation efforts fail.

That is a distinct possibility. The boundary commission's

staff has recommended complete rejection of the Clarks Point petition, and rejection of all of Dillingham's claim except for lands north of the city to about 13.5 mile on the Lake Road.

Clarks Points' petition asks that its boundary be extended to include upper Nushagak Bay from Clarks Point to Kananak and Saguyak Corporation lands on both side of the bay. Officials said Tuesday that they will not reduce the area sought.

Dillingham's original petition asked for the entire Nushagak fishing district, shorelands down the west side of the Bay, and a large expanse of land north and west of the existing city limits including Snake Lake and most of the land between Aleknagik and Dillingham.

City officials agreed to reduce their claims after a pair of meetings with Choggiung, Ltd.'s board last week. The village corporation, the largest landowner in the area, had objected to the extent of the annexation claims, partly because it feared possible future taxation of its undeveloped land.

As revised, the Dillingham annexation petition would extend the existing city boundary one mile to the west and northward for several miles on either side of the Lake Road to about 12 Mile. The state's proposed Wood River land disposal area near Belt Creek would be included, as would the state open-to-entry land to the west of 11 Mile. To the south, the city would abandon its claim to shorelands along the western side of the bay, and would claim only the bay itself to the mean low water mark.

City officials plan to present the reduced boundary as an addendum to its petition at its hearing on October 4.

The public hearings will be held at the Clarks Point School gym at 1:00 p.m. and at the Senior Citizens Center in Dillingham at 7:00 p.m.



Clarks Point City Administrator Sharon Clark responds to a question from Mary Ellen Darling of the Dillingham City Council. Other Clarks Point council members attending Tuesday's annexation meeting included (from left) Manuel Floresta, Mike Walker, Thomas Gardner, Irene Clark, Lori George and (not pictured) Joe Clark.

Legislative Update

X
President Reagan recently signed two bills impacting the fishing industry. H.R. 3674, signed on December 29, renews for two years the Governing International Fisheries Agreement between the U.S. and Japan, and implements Annex V of MARPOL (International Convention for the Prevention of Pollution from Ships) which prohibits the dumping at sea of all garbage within 12 miles of the U.S. shore and the dumping of plastic garbage anywhere in the U.S. 200-mile zone. U.S. vessels are prohibited from dumping plastic even outside 200 miles and ports are required to provide onshore disposal facilities. Additionally, NOAA must identify the damaging effects of plastics on the marine environment and the Environmental Protection Agency must identify landbased sources of plastic pollution and other garbage and recommend methods of reducing them. The bill also reauthorizes the Sea Grant Program for \$45 million in FY1988, \$58 million in FY1989, and \$64 million in FY1990, and creates a grant program to improve marine affairs and resource management curricula at colleges and universities. A Strategic Marine Research Program also is created to concentrate on critical resource and environment areas not currently provided with adequate funding. Finally, the bill implements the Driftnet Fishing Control Act of 1987 which requires the Secretary of Commerce, through the Secretary of State, to negotiate monitoring and enforcement agreements with foreign countries whose fleets fish with high seas driftnets in the North Pacific, and to develop recommendations on a driftnet marking and registration system, a driftnet fishing vessel tracking system, and the use of biodegradable materials in driftnets.

H.R. 2598, the Commercial Fishing Industry Vessel Anti-Reflagging Act of 1987, was signed by the President on January 11, 1988. The bill includes provisions to prohibit foreign-built vessels applying for U.S. documentation after July 28, 1987 to be used for fish processing and places restrictions on foreign ownership and crews aboard U.S. fishing, fish processing and fish tendering vessels engaged in the fisheries in the navigable waters of the U.S.

Bering Sea and Aleutians Groundfish SEIS Work/Scoping Meeting

The National Marine Fisheries Service has determined that a Supplemental Environmental Impact Statement (SEIS) will be required to analyze the effect of raising the upper limit of the optimum yield range for groundfish in the Bering Sea and Aleutian Islands. The SEIS will be prepared by a workgroup composed of scientists from the National Marine Fisheries Service, U.S. Fish and Wildlife Service, Minerals Management Service, and North Pacific Fishery Management Council. A combined working session and National Environmental Policy Act scoping meeting will be held on February 16 in Anchorage and the concerned public is encouraged to attend. Please contact Denby Lloyd at the Council office for further details.

Joint Ventures May Fish Roe-bearing Rock Sole This Year

The Council was asked by the Alaska Factory Trawlers' Association to use permit conditions this year to restrict joint ventures from targeting on roe-bearing rock sole in the Bering Sea before April 1. This is a very valuable fishery for U.S. catcher/processors and the market apparently is limited to around 15,000 mt. Implementing such a permit condition based solely on economic allocation may require a 30-day public comment period which

SENATE COMMITTEE REPORT

FURTHER

FINANCE

DATE TURNED INTO OFFICE _____

3/30/88
Mr. President:

Resources _____ Committee considered SB 454 _____

allocation of fisheries business taxes to municipalities by the Department of Community and Regional Affairs; efd

and recommended

[] replace with _____ CS _____) [] same title
[] or adopt _____ CS _____) [] new title

[] attached amendment(s) and

[] do pass

[] do not pass

[] no recommendation

[] individual recommendations

[] further referral to _____

[] letter of intent adopted _____

Committee [] attached or [] adopted fiscal note(s)
[] new [] updated or [] previous
[] zero [] fiscal impact

MEMBERS SIGNING DO PASS

OTHER RECOMMENDATIONS

Chairman signature and recommendation

[] Committee Backup attached

SENATE COMMITTEE REPORT

FIRST COMMITTEE OF REFERRAL

Date of 3/17/88 5-DAY NOTICE
IN ACCORDANCE WITH UNIFORM RULE 23

FURTHER: RESOURCES
FINANCE

**FISCAL NOTE(S) ATTACHED YES **
IN ACCORDANCE WITH AS 24.08.035
(see below)

2/16/88 DATE TURNED INTO OFFICE 3/30/88
Mr. President:

C&RA Committee considered SB 454

allocation of fisheries business taxes to municipalities by the
Department of Community and Regional Affairs; efd

and recommended:

replace with CS for SB 454 (C&RA) same title
 attached amendment(s) and new title

5-1978
(b)

do pass

do not pass

no recommendation

individual recommendations

further referral to _____

letter of intent adopted and attached

2 FN

** Committee attached or adopted fiscal note(s)
 zero 2- fiscal impact

MEMBERS SIGNING DO PASS

OTHER RECOMMENDATIONS

[Signature]
[Signature]

[Signature]
Chairman signature and recommendation

Committee Backup Attached

Position Title Grants Administrator		No. of Positions 1	Range/Step 17 A	Barg. Unit GGU	
Time Status Part Time	Staff Months 6 months	Location Juneau		Election District	
Type of Expenditure		Justification			
Amount		<p>This position will administer the tax sharing program. The amount of work associated with the program does not justify a full time position.</p>			
1	2				3
Salary	17.4				
Benefits	5.7				
Premium Pay					
Other					
Total Personal Services					
Travel					
Contractual					
Commodities					
Equipment					
Other					
Total Cost					
Funding Source for Total Cost					
Federal Receipts	1002				
G. F. Match	1003				
General Fund	1004				
GF Program Receipts	1005				
Other					

**Request For
New Position**

Agency Community & Regional Affairs
 BRU Local Government Assistance
 Component Local Government Support

Page 1 of 1
 Revised Date

FY 89

Alaska State Legislature

ARLISS STURGULEWSKI, Chairman
TIM KELLY, Vice Chairman
RICK HALFORD
MIKE SZYMANSKI
FRED ZHAROFF



P. O. BOX V
JUNEAU, ALASKA 99811
(907) 485-4989

Senate Community and Regional Affairs Committee

March 22, 1988

TO: Senate Community and Regional Affairs Committee Members

FROM: Senate C&RA Staff *ME*

RE: CSSB 454(C&RA) - "An Act relating to the allocation of fisheries business taxes to municipalities by the Department of Community and Regional Affairs."

Municipalities currently receive raw fish tax from processors within their boundaries. Many municipalities are affected by fishing activity outside their boundaries but they receive no raw fish tax from these activities.

This bill establishes a formula program for the distribution of a portion of raw fish tax revenues from floating processors to municipalities affected by the fishing industry. If the formula were fully funded, this would result in a transfer of approximately five million dollars a year from the state to coastal municipalities.

A fiscal note from the Department of Revenue is in the packet and a fiscal note from the Department of Community and Regional Affairs (DC&RA) will be available at the meeting. A position paper from DC&RA is also in the packet as is a memo from the drafter, and a memo and other backup material from Senator Zharoff. The DC&RA position paper expresses concern on the effect this bill may have on borough formation.

The CS makes several technical changes. The first, on page 2, line, 3, clarifies that it is negative effects on the municipality that are being compensated. The second (Page 2, subsection (b)) clarifies the basis of the tax allocation and apportionment process.

The third also on page 2, is the deletion of a subsection that

subtracted city populations from borough populations for the purposes of allocating these revenues. This was done to lessen the negative effects on borough formation.

The fifth change (Page 4, Section 4) sets out the management regions used as the basis of allocations. A map will be available at the committee. The last change is an extension of the effective date from July 1, 1988 to July 1, 1989. The sponsor supports the CS.

SB 454 Analysis

Prepared By: Steven E. Kettel
Income and Excise Audit
March 17, 1988

Personal Services

<u>Position</u>	<u>Location</u>	<u>Annual Salary/Benefits</u>
Accounting Clerk II	Juneau	\$17.0

This creates one seasonal half time position to copy and file returns.

Contractual

Design and Printing of Forms	\$7.0	
File Cabinet	\$.7	
Copying Charges	<u>\$2.5</u>	
TOTAL		\$10.2

Supplies

Office Supplies	<u>\$.5</u>	
TOTAL		<u>\$.5</u>

OPERATING TOTAL		<u>\$38.4</u>
-----------------	--	---------------

STATE OF ALASKA

DEPT. OF COMMUNITY & REGIONAL AFFAIRS

OFFICE OF THE COMMISSIONER

March 21, 1988

STEVE COWPER, GOVERNOR

- P.O. BOX B
JUNEAU, ALASKA 99811-2100
PHONE: (907) 485-4700
- 949 E. 36TH AVENUE, SUITE 400
ANCHORAGE, ALASKA 99508-4302
PHONE: (907) 563-1073

POSITION PAPER

RE: Senate Bill 454

SPONSOR: Senator Zharoff

Program Effects of Bill:

This bill establishes a formula based program for the distribution of a portion of raw fish tax revenues from floating processors to municipalities affected by the fishing industry.

Comments:

This formula is based on a pilot project conducted by this department pursuant to intent language in the FY 1986 operating budget appropriations bill to set up a program for mitigation of effects on municipalities from offshore fish processors. The approach of the formula is to make allocations based on the following factors:

- the location of the impacted municipality within fisheries regions of the state;
- the relative proportion of commercial fisheries production from floating processors within the region to statewide production; and
- the population of the municipality.

The pilot project utilized commercial fisheries management areas, which are smaller units than the regions utilized in this bill, on the theory that the magnitude of production within those areas would more accurately reflect the magnitude of effects on municipalities. However, a problem that arose in use of the areas was the inability to compensate for effects across management area boundaries. The pilot project also utilized population increases (within the municipality) due to the offshore fish processing industry, rather than municipal population, on the assumption that such an increase was a better indicator of impact than the resident population. However, in practice, it was virtually impossible for municipalities to estimate this population increase with any

SB 454
March 21, 1988
Page Two

degree of accuracy. The formula, by requiring a municipality to show "substantial effects" in order to participate in the program, and by allocating funds on the basis of the management regions, establishes a reasonable relationship between impacts and funding level under the program. While the definition of "effect" is set out in the bill, there are no criteria for the determination of when such an effect would amount to a "substantial" one, leaving it to the department's discretion to determine.

The department is concerned that this bill would reduce the incentive for unincorporated coastal regions of the state to form boroughs.

The opportunity to increase local revenues is often a principal motivating factor in any proposal to form a new borough. State shared business fisheries taxes are particularly important to prospective new boroughs since they do not represent an increase in the tax burden by the proposed borough.

Under present law, state business fisheries taxes may be shared with a municipal government only to the extent that fish processing activities occur within the boundaries of that municipal government. In unincorporated regions of the state, where the potential for state shared fisheries tax revenues is significant, the prospect of these funds may be a substantial incentive to form a borough. However, under this bill it would not be necessary to form a borough in order to share in business fisheries taxes collected outside the boundaries of a municipality. Under full funding projections, that incentive would seriously be eroded.

On the one hand, it could be argued that the state already provides a mechanism to support local governments through the various "foundation" programs (state revenue sharing, municipal assistance, and education), as well as various shared tax programs. However, this program may be justified on the basis that it targets specific concerns of the state that are not addressed by other programs. This department is generally supportive of efforts to strengthen local governments, which this program would accomplish by providing funds for the mitigation of negative impacts from the off-shore fish processing industry. However, in view of the current revenue situation, the department is concerned about implementation of this legislation.


Marty Rutherford
Acting Deputy Commissioner

STATE OF ALASKA
THE LEGISLATURE

POUCH Y STATE CAPITOL
JUNEAU ALASKA 99811
907 465 3800

LEGISLATIVE AFFAIRS AGENCY

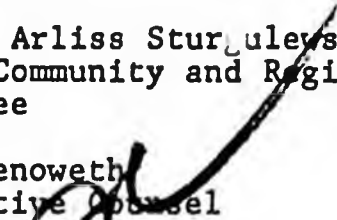
MEMORANDUM

March 15, 1988

SUBJECT: Draft CSSB 454 (C&RA)

TO: Senator Arliss Sturulevski, Chair
Senate Community and Regional Affairs
Committee

FROM: Jack Chenoweth
Legislative Counsel



Senate Bill 454 and the enclosed draft committee substitute rely on the term "management region" as the basis for allocation of the fisheries business tax. Investigation discloses that there are four management regions, and that they have been used by the Department of Community and Regional Affairs for purposes of management of the pilot program (19 AAC 33). The notion of a management region is no more than an administrative convenience of the Department of Fish and Game and has no reference in statute or regulation that I may readily incorporate into this committee substitute.

The instruction accompanying the committee substitute asks for a very specific change in the designation of an area within one of the management regions, relating to area T and region IV.

To respond to the instruction, in the accompanying draft, I have

(1) authorized the Department of Community and Regional Affairs, the agency responsible for this new program, to alter or amend the management regions as those regions may be changed or altered by the Department of Fish and Game (proposed AS 29.60.450(f)(1));

(2) included in the definition of the term "management region" a reference to the units that the Department of Community and Regional Affairs may designate (proposed AS 29.60.450(g)(4));

Senator Arlis Sturgulewski
Page 2
March 15, 1988

(3) directed that, until new regulations are adopted based on a change in the definition of management region by the Department of Fish and Game, the Department of Community and Regional Affairs should use the four existing management regions (proposed bill section 4); and

(4) described those four existing management regions, albeit in temporary law (proposed bill section 4).

The net effect of the drafting approach should be to commit the Department of Community and Regional Affairs to use the regions specified in bill section 4 for an indefinite period. When the Department of Fish and Game makes any changes in the description of one or more of the four regions, the Department of Community and Regional Affairs enjoys authority under AS 29.60.450(f)(1) and 29.60.450(g)(4) to make the necessary adjustments in the regional lines.

A map showing the actual dimensions of the initial four regions and their relationship to the municipalities within them accompanies this draft.

I have made the remaining changes specified in the instruction accompanying the committee substitute.

If the draft or this memo prompt questions, please contact me.

Enclosure

JBC:gc
WKG2:53



SENATOR FRED F. ZHAROFF
ALASKA STATE LEGISLATURE

P.O. BOX 405, KODIAK, ALASKA 99615 (907) 486-5259

DURING SESSION:


P.O. BOX V, JUNEAU, ALASKA 99811 • (907) 485-3473 • 485-3474

DISTRICT N

ALASKA PENINSULA • ALEUTIAN CHAIN • BRISTOL BAY • KODIAK ISLAND • LAKE CLARK/LAKE ILIAMNA • PRIBILOF ISLANDS • SHUMAGIN ISLANDS

MEMORANDUM

TO: Senator Arliss Sturgulewski
Chair
Senate Community and Regional Affairs Committee

FROM: Senator Fred F. Zharoff 

DATE: March 13, 1988

RE: Senate Bill 454 - "An Act relating to the allocation of fisheries business taxes to municipalities by the Department of Community and Regional Affairs; and providing for an effective date."

SB 454 corrects an inequity in our present fisheries tax structure. It establishes a formula to allow municipalities to receive revenue from floating processors operating outside municipal boundaries. This would compensate communities from the impact of serving as the staging areas for floating processing vessels that operate in their regions.

SB 454 originated from a pilot project approved by the legislature in 1985. It was implemented by the Department of Community and Regional Affairs in 1986-87. Drawing on the outcome of the pilot project, SB 454 establishes the program in statute.

Under present statutes, the state shares 50 percent of the fisheries taxes it collects with the municipalities in which the fisheries resource was processed. The rationale for this is that industrial activity, such as seafood processing, creates a greater demand for municipal services. The shared revenues help the municipalities provide the additional services. In addition, by receiving shared revenues, municipalities are encouraged not to impose their own taxes on local shorebased processors. Both of the above principles are furthered by extending the shared revenue concept to the taxes collected from floating processors.

The following backup material is attached:

1. Resolution of support from the Southwest Alaska Municipal Conference, dated March 1, 1987.
2. Alaska Municipal League 1988 Policy Statement, Part I, Taxation and Finance. Section B, #5 supports this legislation.
3. Letter from the City of Dillingham, dated Dec 8, 1988.

4. Map of ADF&G commercial fisheries management regions and areas.
5. Memo from the Department of Community and Regional Affairs to the Department of Revenue about the outcome of the pilot project, dated Aug. 5, 1987. Includes the following attachments:
 - (a) Regulations adopted for the pilot project.
 - (b) Letter from the City of Unalaska, July 28, 1987.
 - (c) Initial payment calculations.
 - (d) ADF&G 1985 floating processor catch data.
 - (e) Corrected payment calculations.
 - (f) Pilot project available balance, Aug. 3, 1987.
 - (g) Pilot project appropriation language from FY 1986 operating budget.
 - (h) Revenue/CRA Reimbursable Services Agreement.
 - (i) Letter from CRA Commissioner David Hoffman to City of Unalaska, Aug. 13, 1987.
6. DCRA pilot project cover letter and application form.
7. Attorney General's opinion, dated Jan. 18, 1985, explaining that no statutory authority exists for sharing tax revenue collected from processing activities that occur outside municipal boundaries.
8. Article from the Oct. 3, 1986 Bristol BayTimes, outlining difficulties between the City of Dillingham and City of Clarks Point over floating processors in Nushagak Bay.
9. Excerpt from the January North Pacific Fishery Management Council newsletter, explaining that ports will now be required to provide the commercial fishing fleet with a new service -- onshore garbage disposal facilities.



**SOUTHWEST ALASKA
MUNICIPAL CONFERENCE**

Box 89 • Unalaska • Alaska 99685

RESOLUTION 87-15

A RESOLUTION OF THE SOUTHWEST ALASKA MUNICIPAL CONFERENCE
REGARDING THE STATE OF RAW FISH TAX PILOT PROGRAM.

WHEREAS, the sharing of state raw fish taxes with municipali-
ties where the revenues were generated is important to the
economic well being of those municipalities, and

WHEREAS, the state legislature changed the distribution
schedule for these monies with the understanding that there
would be no loss of income to affected municipalities, and

WHEREAS, the state has instituted a "pilot program" to
distribute a portion of the revenues collected outside the
municipalities to respective municipalities, and

WHEREAS, the coastal communities are rightful recipients of
a percentage of these funds because of impacts caused by the
offshore processors, now

THEREFORE, BE IT RESOLVED that the Southwest Alaska
Municipal Conference supports the establishment of an on-going
program and the allocation of State fish tax funds collected
from offshore processors to coastal communities.

APPROVED AND ADOPTED this 1st day of March, 1987.


Paul Fuhs, President

ALASKA MUNICIPAL LEAGUE

1988 POLICY STATEMENT

PART I
TAXATION AND FINANCE

A. STATE ASSISTANCE IN FINANCING LOCAL GOVERNMENT

1. Administration of Grants & Entitlements: The League supports legislation simplifying and standardizing grant programs and prohibiting the addition of special conditions to grants by a state agency where such conditions are not contained in the appropriation or the authorizing legislation for the grant program. The League further supports elimination of administrative fees deducted by state departments administering the grants. The League opposes any restrictions on the retention or use of interest earned on grant funds.

2. Pass-Through Funds and Grants: The League encourages the Legislature to make appropriations to nonprofit corporations and other named recipients under the provisions of AS 37.05.316 rather than making such grants to municipalities as "pass-through" grants under AS 37.05.315. The League further encourages the Legislature to amend AS 37.05 to permit grants that municipalities reject for lack of power or other reasons to be processed as grants under AS 37.05.316, which would allow the State to make the grants directly to a qualified nonprofit organization.

3. Matching Grants: In the state programs that require local match, the matching requirement should be imposed on all grantees.

4. Population Determination: The League supports the use of generally accepted demographic techniques to determine, annually, the resident population for revenue sharing and municipal assistance.

5. Forward Funding: The League urges the Legislature to establish a forward funding program for municipal assistance, municipal revenue sharing, school foundation, and school construction programs and to begin setting aside funds for the next fiscal year so that the program may be fully implemented at the earliest possible date.

B. MUNICIPAL ASSISTANCE/REVENUE SHARING PROGRAMS

1. Revenue Sharing:

a. The League supports the State Revenue Sharing Program. In order to provide more predictability of payments under the program and to insure that the benefits and burdens of changes in state revenues are shared equitably by state and local government, changes in the annual appropriation by the Legislature to the State Revenue Sharing Program should be based on such criteria as state population, inflation, cost of local government services, and other timely considerations.

b. In those cases in which legislation is approved increasing the state revenue sharing entitlement for specific recipients or for a specific purpose, the League advocates that the total funding for state revenue sharing be increased accordingly in order to preclude the dilution of funding to other recipients.

c. The League supports an increase in the state revenue sharing minimum entitlement.

d. The League supports full state funding for road maintenance at the \$2,500-per-mile level and ice road maintenance at the \$1,500-per-mile level determined by the First Session of the 11th State Legislature. The League also supports the adjustment of that amount to reflect the increased cost of maintenance. The League also urges that the Legislature add an entitlement for winter trail staking.

2. Municipal Assistance: The League supports the continued funding of Municipal Assistance at the highest level possible.

3. School Debt Reimbursement: If the need arises to reduce the liability of the state for reimbursement of new school debt, the reimbursement ratio should be adjusted. Neither a statewide limit on total reimbursement obligation nor other limits not related to local needs or the willingness of the municipality to bear its share of the debt burden should be used.

4. School Debt: The League supports placing a proposition on the ballot for the next statewide general election that would enable the State of Alaska to sell its general obligation bonds to refinance all existing municipal school debt.

5. Fisheries Tax: The League supports an offshore fisheries business tax revenue sharing program.

6. Use of Permanent Fund Earnings for Municipal Support: The League supports the use of Permanent Fund earnings for revenue sharing, municipal assistance, foundation formula, and school debt reimbursement if a statewide ballot shows that Alaska's voters support the use of the earnings reserve account.

C. OTHER STATE ASSISTANCE PROGRAMS

1. State-Collected, Locally Shared Taxes and Licenses: Municipalities in Alaska presently derive significant revenues from state-collected, locally shared taxes and licenses to help meet their basic operating expenses. The League, therefore, opposes reduction of such revenues through elimination of such taxes and licenses, unless other equal sources of revenue are made available to local governments or appropriations to compensate for lost revenues are made by the State.

2. Funding of Local Capital Projects: The League supports the establishment, by statute, of a "block grant" approach to a portion of the state funding of local capital projects in order to allow the decisions regarding local capital project priorities to be made at the local level.



CITY OF DILLINGHAM

3

P.O. Box 889
Dillingham, Alaska 99576

CITY HALL	(907) 842-5211
FIRE RESCUE	(907) 842-2288
PLANNING	(907) 842-5203
PUBLIC WORKS	(907) 842-5148

December 8, 1987

The Honorable Fred Zharoff
Alaska State Senate
P.O. Box 405
Kodiak, Ak 99615

Dear Senator Zharoff:

The City of Dillingham greatly appreciates your past efforts to secure passage of legislation which would share raw fish taxes collected from floating processors with municipal governments. In particular, your past efforts to secure funding for the pilot project are especially appreciated.

The city is again requesting your assistance on the raw fish tax issue for the upcoming legislative session. We request that you introduce a Senate version of H.B. 314. Your sponsorship of a Senate companion bill to H.B. 314 would give the city, and other coastal communities throughout Alaska, an opportunity to correct what we believe to be a policy inequity in the present law. We believe it is sound public policy to share all raw fish taxes with local governments, not just some of the taxes.

As you will recall, during last session's discussions of the Dillingham annexation question, there was considerable support expressed by members of the Senate Committees which held hearings on the issue to "fix" the raw fish tax issue. Therefore, we believe it is logical to introduce a Senate version of H.B. 314 in light of the sentiments expressed by those Committee Members.

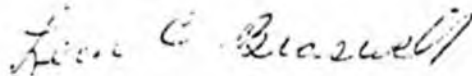
We hope that you will use your influence as a member of the Senate Finance Committee, and as a member of the Senate leadership, to move a bill through the Senate during the 1988 legislative session. As it appears that local governments will be facing larger and larger cut-backs in state funding for such programs as municipal assistance, revenue sharing and local school debt reimbursement, it is imperative that logical, new sources of revenue--such as raw fish taxes from the float-

Senator Fred Zharoff
October 30, 1987
Page two

ers--be found to share with local government. Without this assistance, many local governments may face the equivalent of bankruptcy. That is why passage of raw fish tax legislation is so critically important.

If there is anything which the city can do to assist you in your efforts to secure passage of this legislation, please do not hesitate to contact us. Passage of raw fish tax legislation is the city's top legislative priority. Therefore, we are willing to follow any suggestions which you may have that would enhance the legislation's chances of passage.

Sincerely,



Leon C. Braswell
Mayor



ALASKA COMMERCIAL FISHERIES REGIONS AND AREAS

REGION I: SOUTHEASTERN: Dixon Entrance to Cape Suckling

- Areas: A. Juneau & Yakutat
 B. Ketchikan
 C. Petersburg
 D. Sitka

REGION II: CENTRAL: State Third Judicial Division Northern Boundary to Cape Suckling to Cape Douglas to Cape Mensehikof to Cape Newenham

- Areas: E. Prince William Sound
 H. Cook Inlet
 T. Bristol Bay (salmon and herring catch; all fish and shellfish production)

REGION III: ARCTIC-YUKON-KUSKOKWIM (AYK): North of State Third Judicial Division Northern Boundary which ends at the west at Cape Newenham including Nunivak, St. Matthew, and St. Lawrence Islands

- Areas: W. Kuskokwim
 X. Kotzebue
 Y. Yukon
 Z. Norton Sound

REGION IV: WESTERN: Cape Douglas to Unimak Pass to Cape Newenham including Kodiak and Aleutian Islands

- Areas: K. Kodiak
 L. Chignik
 M. Alaska Peninsula
 O. Dutch Harbor
 Q. Bering Sea
 R. Adak & W. Aleutians
 T. Bristol Bay (fish other than salmon and herring catch; and shellfish catch)

MEMORANDUM

State of Alaska
Community and Regional Affairs


(5)

TO: Royce Weller
Special Assistant
Department of Revenue

DATE: August 5, 1987

FILE NO.: 1060j/JP/rr

THRU: TELEPHONE NO.: 465-4733

FROM: Jim Plasman 
Local Government Specialist IV
Municipal and Regional
Assistance Division

SUBJECT: Unalaska Fish
Tax Pilot Project
Underpayment

We have recently completed distribution of funds for the fish tax pilot project (regulations attached, attachment #1). I received the attached letter (attachment #2) from Unalaska complaining that their payment must have been miscalculated. I have reviewed the calculations and have concluded that their claim is justified.

Under the payment calculations (attachment #3), Unalaska received \$7,581.43, based upon a combined area catch (Areas R and O) of 3,978,244 pounds. This catch data was based upon 1985 figures received from the Department of Fish and Game (attachment #4). In that report, the catch for Area R (Dutch Harbor) is listed as 25,122,541 pounds and the catch for Area O (Adak and W. Aleutians) is listed as 3,978,244 pounds. Obviously, the catch for Area R was inadvertently not added into the combined area total. Had that additional 25 million pounds been properly added in the combined area catch, the City of Unalaska would have received \$50,137.76 as indicated in the attached corrected run (see Attachment #5). This leaves a balance of \$42,556.33 that Unalaska should have received under the program. Now, all the funds has been distributed and it would be impossible to recover the money from other recipients to make up this difference.

Please note, however, that there were no applicants for funds from Area C, leaving a balance of \$286.78 which could be available for payment to Unalaska. In discussing this with Fiscal, a check was run of the available balance in Revenue, because the RSA from Revenue had been closed out once distributions had been made at the end of June. Interestingly enough, the computer shows an available balance of \$43,986 (see attachment #6).

Royce Weller
August 5, 1987
Page Two

This is potentially significant because the language in the original appropriation read "the unobligated and unexpended balance" of the fish tax revenue sharing appropriation, up to \$500,000 (see attachment #7). The amount Revenue actually transferred to us was \$451,200 (see attachment #8). If there is an additional \$43,000 left, that money should be available for payment of Unalaska's shortfall.

In order to do this, however, it appears we must get a new RSA with Revenue, get it approved by OMB and get the money out before the end of August, or it is lost. I recommend we pursue this action at once, in order to avoid the possibility of losing that possible source for payment to Unalaska.

Attachments

cc: Marty Rutherford, Director
Doug Griffin, Deputy Director
Municipal and Regional
Assistance Division

Sam Thomas, Administrative Officer
Merle Bottge, Accounting Technician
Jim Hauck, Program Budget Analyst
Administrative Services Division

(a)

(10) "primary place of residence" means the place where a person usually sleeps on a weekly basis; if a person has more than one place of residence, "primary place of residence" means the place where the person sleeps more often during the calendar year;

(11) "program" means the program of state aid under AS 29.88, AS 29.89, AS 29.90, and AS 29.95 implemented by this chapter;

(12) "public purpose" means a purpose the objective of which is to promote the public health, safety, and general welfare of the residents of a village or municipality of the state. (Eff. 8/20/81, Reg. 79)

Authority: AS 29.88.040 AS 44.47.050
AS 29.89.090 AS 44.47.980

Editor's Note: Because of a reorganization of the Department of Community and Regional Affairs, reference in this section to the 'division of local government assistance' has been changed to refer to the 'municipal and regional assistance division', as of Register 98, July, 1986, under authority of AS 44.62.125 (b)(6).

CHAPTER 33.
OFFSHORE FISHERIES BUSINESS TAX
REVENUE-SHARING PILOT PROJECT

Section

5. Pilot project established
10. Eligibility
20. Application procedure
30. Determination of population increase
40. Municipal cooperation
50. Appeal procedure
60. Allocation
70. Definitions

19 AAC 33.005. PILOT PROJECT ESTABLISHED. The one-time offshore fisheries business tax revenue-sharing pilot project authorized by line 24, p. 22 - line 6, p. 23, sec. 26, ch. 98, SLA 1985, is established and governed by this chapter. (Eff. 6/27/87, Reg. 102)

Authority: AS 44.47.050
Line 24, p. 22 -
line 6, p. 23, sec. 26,
ch. 98, SLA 1985

19 AAC 33.010. ELIGIBILITY. To be eligible for payment under this chapter, an applicant must

(1) be a municipality incorporated under the laws of the state;

(2) be located in the coastal area; and

(3) demonstrate significant impacts from the offshore fish-processing industry during the reference year. (Eff. 6/27/87, Reg. 102)

Authority: AS 44.47.050
Line 24, p. 22 -
line 6, p. 23, sec. 26,
ch. 98, SLA 1985

19 AAC 33.020. APPLICATION PROCEDURE. (a) The department will distribute applications to all potential applicants that the department believes might be eligible for assistance. Additional applications may be obtained from the department.

(b) In order to participate in the program, an applicant must submit a completed application to the department postmarked by March

15 of the application year, on an application form prescribed by the department.

(c) For good cause, the commissioner will, in his or her discretion, extend the application deadline. (Eff. 6/27/87, Reg. 102)

Authority: AS 44.47.050

Line 24, p. 22 –
line 6, p. 23, sec. 26,
ch. 98, SLA 1985

19 AAC 33.030. DETERMINATION OF POPULATION INCREASE. A municipality must include with its application an estimate of its population increase during fishing season which is reasonably related to the offshore fish-processing industry. The estimate must be certified by the mayor and adopted by the governing body of the municipality by resolution. The estimate must include an explanation of how it was determined and must be supported by relevant indices of population. Unverifiable, unsupported estimates will not be accepted. (Eff. 6/27/87, Reg. 102)

Authority: AS 44.47.050

Line 24, p. 22 –
line 6, p. 23, sec. 26,
ch. 98, SLA 1985

19 AAC 33.040. MUNICIPAL COOPERATION. A municipality and its officers and employees shall, upon request of the department, furnish available information and assistance required by the department in securing accurate information upon which to base the department's determinations. (Eff. 6/27/87, Reg. 102)

Authority: AS 44.47.050

Line 24, p. 22 –
line 6, p. 23, sec. 26,
ch. 98, SLA 1985

19 AAC 33.050. APPEAL PROCEDURE. The department will make a determination of eligibility and population of each applicant and mail the determination to the applicant by April 15 of the application year. An applicant may appeal a determination of eligibility or population to the commissioner. The appeal must be in writing to the commissioner and must be post-marked within 30 days after receipt of the determination. The appeal must include relevant evidence in support of the applicant's claim. The commissioner will review the appeal and notify

the applicant of the decision on the appeal within 30 days after receipt of the appeal. (Eff. 6/27/87, Reg. 102)

Authority: AS 44.47.050

Line 24, p. 22 –
line 6, p. 23, sec. 26,
ch. 98, SLA 1985

19 AAC 33.060. ALLOCATION. (a) The department will allocate money available for the offshore fisheries business tax revenue-sharing pilot project to each commercial fisheries management area in the proportion of the weight of commercial species processed offshore in that management area divided by the total weight of commercial species processed offshore statewide. For the purposes of this section, management areas R and O will be combined.

(b) One-half of each commercial fisheries management area allocation will be distributed equally among all eligible applicant municipalities in that area. The other half of the area allocation will be distributed to eligible applicant municipalities in that area proportionate to the population increase in each municipality divided by the total population increase of eligible applicant municipalities in that area. (Eff. 6/27/87, Reg. 102)

Authority: AS 44.47.050

Line 24, p. 22 –
line 6, p. 23, sec. 26,
ch. 98, SLA 1985

19 AAC 33.070. DEFINITIONS. In this chapter,

(1) "application year" means the state fiscal year for which a municipality submits an application for funding under this chapter;

(2) "coastal area" means the nine regions described in AS 44.19.155(a)(1) from which members of the Alaska Coastal Policy Council are chosen, as shown in Map A, set out following this section;

(3) "commercial fisheries management area" means an area established by the Alaska Department of Fish and Game for management and statistical reporting purposes under AS 16.05.251(a)(2) and as shown on Map B, set out following this section;

(4) "commissioner" means the commissioner of the Department of Community and Regional Affairs;

(5) "department" means the Department of Community and Regional Affairs;

(6) "fishing season" means that period in the reference year during which any species of fish, including shellfish, may be commercially taken, under the regulations of the Alaska Department of Fish and Game, in the commercial fisheries management area in which the municipality is located;

(7) "impacts" include ecological (such as the impacts on natural resources and the components, structures, and functioning of affected ecosystems), aesthetic, historic, cultural, economic, social, and health effects; and may be of the following types:

(A) direct impacts that are caused by, or are reasonably attributable to an activity or action and occur at the same time and place as the activity or action;

(B) indirect impacts that are caused by an activity or action and that occur later in time than, or are farther removed in distance from the activity or action; these include growth-inducing effects and other effects related to induced changes in the pattern of land use, population density, or growth rate, and related effects on air and water and other natural systems, including ecosystems;

(C) cumulative impacts or the impacts on the human/physical environment which result from the incremental impact of an activity or action when added to other past, present, and reasonably foreseeable future activities or actions regardless of what agency, industry, or person undertakes the other activities or actions; these can result from individually minor but collectively significant activities or actions taking place over a period of time;

(8) "population increase" means the increase in population which is reasonably related to the offshore fish-processing industry within municipal boundaries during the reference year above

the municipal population determined by the department for the state revenue-sharing program under AS 29.60.020 for July 1 of the reference year; persons included in the population increase may be transient and need not have permanent ties with the community, but rather represent a peak level of demand on municipal services;

(9) "reference year" means that year from which population and fish weight data are drawn and in which the claimed significant impacts occurred; it is the calendar year immediately preceding the beginning of the application year;

(10) "significant impact" means an impact of which the overall cumulative primary and secondary consequences significantly alter the quality of the human environment, curtail the choices of beneficial uses of the human environment, or interfere with the attainment of long-range human environmental goals; the word "significant" is intended to imply a threshold of importance and impact that must be met;


(11) "weight of commercial species" means the total pounds of ex-vessel commercial production of fish and shellfish in state waters, as determined by the Alaska Department of Fish and Game for the reference year. (Eff. 6/27/87, Reg. 102)

Authority: AS 44.47.050
Line 24, p. 22 –
line 6, p. 23, sec. 26,
ch. 98, SLA 1985

CITY OF UNALASKA

P.O. BOX 89
UNALASKA, ALASKA 99685
(907) 581-1251

"Capital of the Aleutians"



UNALASKA, ALASKA

July 28, 1987

Jim Plasman
Alaska Dept. of Community and Regional Affairs
P.O. Box BH
Juneau, Ak 99811

Dear Jim:

This letter is in regard to the recently completed fish tax revenue sharing pilot project. As Mayor Paul Fuhs and I stated on the phone last week, we are concerned that factors that we had taken for granted were included in the formula, were not. We are also concerned with the figures regarding total catch that were used in making the allocations.

Since this was a pilot project, we know that all factors may not have been taken into account. That is the reason for this letter. Perhaps, if this is ever done again, some other factors may be able to be added to the formula, and catch figures can be verified somehow.

Our first problem has to do with the limitation of Unalaska to only the Aleutians, areas R and O. We stated on page three of our application that we were impacted by activity in statistical areas M, O, Q, and R of Region IV. It seems to us that we are probably not unique in being located on one statistical area and being impacted by others. We also feel that this should have been taken into account in the preparation of the formula. I know there was discussion on this point at the September 1986 meeting in Anchorage.

Our second problem is with the catch data used for areas R and O. We attached documentation to the application which attested to the volume and value of fish delivered to Unalaska. There was at least 82,252,000 pounds of bottom fish, and 16,840,318 pounds of shell fish. Your statistics show 3,978,244 pounds delivered off shore. That would indicate that 95,114,074 pounds were delivered on shore in Unalaska. If the average value of that fish was 50¢ a pound you have \$47,557,037. At 3% the tax would amount to \$1,426,711.11. During 1985 the City of Unalaska received \$223,475.64 as its share of the fisheries business tax.

RECEIVED

AUG 03 1987.

MRAD
DEPT. OF COMMUNITY
AND REGIONAL AFFAIRS

Page two
Jim Plasman
July 28, 1987

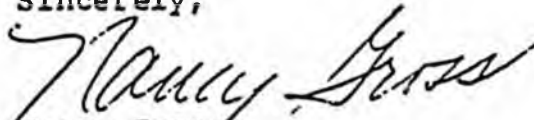
The dollar value of the bottom fish was at least \$20,800,000. The dollar value of the shell fish was \$8,532,722. These figures were also attached to our application. For the sake of discussion let's say that 50% of the fish was delivered on shore and 50% off shore. The value of one half of the tax on the bottom fish at 5% is \$520,000. The value of one half of the tax on the shell fish at 5% is \$213,318.05. This makes a total of \$733,318.05. If you add all the tax money allocated in the pilot project to all of areas M, O, Q, and R, the total is \$148,346.82. It seems to us that something is radically wrong with the statistics.

When we talked on the phone we discussed the possibility of factoring in population increase to the formula, if this is ever done again. It might be well to look at the population increase as a per cent of the base population rather than a straight number factor.

Our final point is that it seems to us that there should have been an opportunity for some adjustment of the figures before the checks went out. We could have pointed out to you that we are impacted by fishing in the Bering Sea as well as fishing in the Aleutians. Now any adjustment would mean that someone would have to send money back. That would not be a good thing to do for a number of reasons. We realize that you were under a deadline of July 1, 1987 for distribution of the funds.

We appreciate the opportunity to participate in this pilot project and hope that the points raised in this letter will help to improve the program if it is continued. If you have questions, please contact us.

Sincerely,



Nancy Gross
City Manager

cc: Senator Fred Zharoff
Representative Adelheid Herrmann
Hugh Malone, Commissioner of Revenue
Ken Griffin, Alaska Dept. of Fish & Game
Unalaska office
Doug Griffin, Deputy Director, Dept. Community & Regional
Affairs

COYM. FISH REGIONS & AREA COMMUNITIES	IMPACT (YES=1) (NO =0)	POP. GROWTH IMPACT	ALLOCATION BY % AREA- WIDE CATCH	ALLOCATION BY POP. CHANGE	TOTAL \$\$ ALLOCATION	CATCH IN POUNDS
REGION I: SOUTHEASTERN						
AREA A - JUNEAU & YAKUTAT						
ANCOON	1	0	\$1,612.51	\$0.00	\$1,612.51	
HAINES	0	0	\$0.00	\$0.00	\$0.00	
HAINES, BOROUGH OF	0	0	\$0.00	\$0.00	\$0.00	
JUNEAU, CITY AND BOROUGH	0	0	\$0.00	\$0.00	\$0.00	
SKAGWAY	1	100	\$1,612.51	\$3,225.01	\$4,837.52	
YAKUTAT	0	0	\$0.00	\$0.00	\$0.00	
AREA A - TOTAL.....	2	100	\$3,225.01	\$3,225.01	\$6,450.03	3,384,559
AREA B - KETCHIKAN						
CRAIG	1	500	\$2,417.34	\$2,347.84	\$4,765.18	
HYDABURG	0	0	\$0.00	\$0.00	\$0.00	
KASAN	0	0	\$0.00	\$0.00	\$0.00	
KETCHIKAN	1	1,994	\$2,417.34	\$9,363.20	\$11,780.54	
KETCHIKAN, BOROUGH OF	1	0	\$2,417.34	\$0.00	\$2,417.34	
KLANOCK	1	80	\$2,417.34	\$375.66	\$2,792.99	
METLAKATLA	0	0	\$0.00	\$0.00	\$0.00	
SAXMAN	1	0	\$2,417.34	\$0.00	\$2,417.34	
THORNE BAY	0	0	\$0.00	\$0.00	\$0.00	
AREA B - TOTAL.....	5	2,574	\$12,086.70	\$12,086.70	\$24,173.40	12,684,641
AREA C - PETERSBURG/WRANGELL						
KAKE	0	0	\$0.00	\$0.00	\$0.00	
KUPPEANOF	0	0	\$0.00	\$0.00	\$0.00	
PETERSBURG	0	0	\$0.00	\$0.00	\$0.00	
WRANGELL	0	0	\$0.00	\$0.00	\$0.00	
AREA C - TOTAL.....	0	0	\$143.39	\$143.39	\$286.78	150,488
AREA D - SITKA						
HOONAH	0	0	\$0.00	\$0.00	\$0.00	
PELICAN	1	38	\$1,093.90	\$78.43	\$1,172.33	
PORT ALEXANDER	0	0	\$0.00	\$0.00	\$0.00	
SITKA, BOROUGH OF	1	1,200	\$1,093.90	\$2,476.76	\$3,570.66	
TENAKEE SPRINGS	1	352	\$1,093.90	\$726.52	\$1,820.42	
AREA D - TOTAL.....	3	1,590	\$3,281.71	\$3,281.71	\$6,563.41	3,444,055

COMM. FISH REGIONS & AREA COMMUNITIES	IMPACT (YES=1) (NO =0)	POP. GROWTH IMPACT	ALLOCATION BY % AREA- WIDE CATCH	ALLOCATION BY POP. CHANGE	TOTAL \$\$ ALLOCATION	CATCH IN POUNDS
REGION II: CENTRAL						
AREA E - PRINCE WILLIAM SOUND						
CORDOVA	1	500	\$8,055.08	\$10,068.85	\$18,123.94	
VALDEZ	1	300	\$8,055.08	\$6,041.31	\$14,096.40	
WHITTIER	0	0	\$0.00	\$0.00	\$0.00	
AREA E - TOTAL.....	2	800	\$16,110.17	\$16,110.17	\$32,220.33	16,907,153
AREA H - COOK INLET						
ANCHORAGE, MUNICIPALITY OF	0	0	\$0.00	\$0.00	\$0.00	
ANDERSON	0	0	\$0.00	\$0.00	\$0.00	
HOMER	0	0	\$0.00	\$0.00	\$0.00	
HOUSTON	0	0	\$0.00	\$0.00	\$0.00	
KACHEMAK	0	0	\$0.00	\$0.00	\$0.00	
KENAI PENINSULA BOROUGH	1	7,643	\$1,212.67	\$1,212.67	\$2,425.34	
KENAI	0	0	\$0.00	\$0.00	\$0.00	
MATANUSKA-SUSITNA BOROUGH	0	0	\$0.00	\$0.00	\$0.00	
PALMER	0	0	\$0.00	\$0.00	\$0.00	
SELDOVIA	0	0	\$0.00	\$0.00	\$0.00	
SEWARD	0	0	\$0.00	\$0.00	\$0.00	
SOLDATINA	0	0	\$0.00	\$0.00	\$0.00	
WASILLA	0	0	\$0.00	\$0.00	\$0.00	
AREA H - TOTAL.....	1	7,643	\$1,212.67	\$1,212.67	\$2,425.34	1,272,663
AREA T - BRISTOL BAY						
ALEKNASIK	0	0	\$0.00	\$0.00	\$0.00	
BRISTOL BAY BOROUGH	1	345	\$22,287.66	\$4,607.79	\$26,895.44	
CLARK'S POINT	1	407	\$22,287.66	\$5,435.85	\$27,723.51	
DILLINGHAM	1	1,423	\$22,287.66	\$19,005.44	\$41,293.10	
EXHOK	0	0	\$0.00	\$0.00	\$0.00	
PANOKOTAK	0	0	\$0.00	\$0.00	\$0.00	
NEW STUYAHOK	0	0	\$0.00	\$0.00	\$0.00	
NEWALEN	0	0	\$0.00	\$0.00	\$0.00	
NORDALTON	0	0	\$0.00	\$0.00	\$0.00	
TCGIK	1	4,500	\$22,287.66	\$60,101.54	\$82,389.20	
AREA T - TOTAL.....	4	6,675	\$89,150.62	\$89,150.62	\$178,301.25	93,550,997

COMM. FISH REGIONS & AREA COMMUNITIES	IMPACT (YES=1) (NO =0)	POP. GROWTH IMPACT	ALLOCATION BY % AREA- WIDE CATCH	ALLOCATION BY POP. CHANGE	TOTAL \$\$ ALLOCATION	CATCH IN POUNDS
REGION IV: WESTERN						
AREA K - KODIAK						
AKHICK	0	0	\$0.00	\$0.00	\$0.00	
KODIAK	1	133	\$1,929.28	\$2,411.59	\$4,340.87	
KODIAK ISLAND BOROUGH	1	359	\$1,929.28	\$6,509.49	\$8,438.77	
LARSEN BAY	1	0	\$1,929.28	\$0.00	\$1,929.28	
OLD HARBOR	0	0	\$0.00	\$0.00	\$0.00	
OUZINKIE	1	0	\$1,929.28	\$0.00	\$1,929.28	
PORT LIONS	1	40	\$1,929.28	\$725.29	\$2,654.57	
AREA K - TOTAL.....	5	532	\$9,646.38	\$9,646.38	\$19,292.75	10,123,593
AREA L - CHIGNIK						
CHIGNIK	1	240	\$1,259.12	\$1,259.12	\$2,518.25	
AREA L - TOTAL.....	1	240	\$1,259.12	\$1,259.12	\$2,518.25	1,321,415
AREA M - ALASKA PENINSULA						
COLD BAY	0	0	\$0.00	\$0.00	\$0.00	
KING COVE	1	314	\$4,806.71	\$5,949.96	\$10,756.67	
PORT HEIDEN	1	72	\$4,806.71	\$1,364.32	\$6,171.03	
SAND POINT	1	375	\$4,806.71	\$7,105.85	\$11,912.55	
AREA M - TOTAL.....	3	761	\$14,420.13	\$14,420.13	\$28,840.26	15,133,507
AREA R10 - ALEUTIANS						
AKUTAN	0	0	\$0.00	\$0.00	\$0.00	
UNALASKA	1	1000	\$3,790.71	\$3,790.71	\$7,581.43	
AREA R10 - TOTAL.....	1	1,000	\$3,790.71	\$3,790.71	\$7,581.43	3,978,244
AREA Q - BEARING SEA						
SAINT PAUL	1	0	\$27,981.28	\$0.00	\$27,981.28	
SAINT GEORGE	1	14	\$27,981.28	\$53,362.57	\$83,943.85	
AREA Q - TOTAL.....	2	14	\$55,962.57	\$53,362.57	\$111,925.13	58,731,032

STATEWIDE CATCH TOTAL (LBS.)..						236,760,662
TOTAL FUNDING.. (\$\$).....			\$225,600.00	\$225,600.00	\$451,200.00	
CHECK SUMS TOTAL.....	35	22,763	\$225,456.61	\$225,456.61	\$450,913.21	236,760,662
BALANCE OUTSTANDING.....			\$143.39	\$143.39	\$286.79	

COOK FISH REGIONS
 1 AREA COMMUNITIES
 IMPACT POP. ALLOCATION ALLOCATION TOTAL CATCH IN
 (YES=1) GROWTH BY X AREA- BY POP. \$ \$ POLYIDS
 (NO=0) IMPACT WIDE CATCH CHANGE ALLOCATION

REGION III: A-Y-K
 AREA W - KUSKOYUKIM

PRITCHAK	0	0	\$0.00	\$0.00	\$0.00	\$0.00
PRIRK	0	0	\$0.00	\$0.00	\$0.00	\$0.00
PRIRK	0	0	\$0.00	\$0.00	\$0.00	\$0.00
ATNAPUTLUK	0	0	\$0.00	\$0.00	\$0.00	\$0.00
BETHEL	0	0	\$0.00	\$0.00	\$0.00	\$0.00
DEJ JIRAK	0	0	\$0.00	\$0.00	\$0.00	\$0.00
CHURTHRELUK	0	0	\$0.00	\$0.00	\$0.00	\$0.00
EEK	0	0	\$0.00	\$0.00	\$0.00	\$0.00
GOODENS BAY	0	0	\$0.00	\$0.00	\$0.00	\$0.00
KOSIGLUK	0	0	\$0.00	\$0.00	\$0.00	\$0.00
KWETHLUK	0	0	\$0.00	\$0.00	\$0.00	\$0.00
LOWER KOLSKUS	0	0	\$0.00	\$0.00	\$0.00	\$0.00
MEORNUK	0	0	\$0.00	\$0.00	\$0.00	\$0.00
NAPAKTAK	0	0	\$0.00	\$0.00	\$0.00	\$0.00
NARASKLUK	0	0	\$0.00	\$0.00	\$0.00	\$0.00
NEYTEK	0	0	\$0.00	\$0.00	\$0.00	\$0.00
NISHTMUTE	0	0	\$0.00	\$0.00	\$0.00	\$0.00
NIKOLAI	0	0	\$0.00	\$0.00	\$0.00	\$0.00
HARAPITLUK (KROKLUUT)	0	0	\$0.00	\$0.00	\$0.00	\$0.00
PLATINUM	0	0	\$0.00	\$0.00	\$0.00	\$0.00
QUINPASK	1	50	\$1,730.20	\$1,161.21	\$2,891.41	\$0.00
TOKSOOK BAY	1	99	\$1,730.20	\$2,299.20	\$4,029.40	\$0.00
TULIKSK	0	0	\$0.00	\$0.00	\$0.00	\$0.00
TUNARK	0	0	\$0.00	\$0.00	\$0.00	\$0.00
UPPER KALSUS	0	0	\$0.00	\$0.00	\$0.00	\$0.00
AREA W - TOTAL.....	2	149	\$3,460.41	\$3,460.41	\$6,920.82	3,631,598

AREA X - KOTZEBE

PIBLER	0	0	\$0.00	\$0.00	\$0.00	\$0.00
RAKUTLUK PASS	0	0	\$0.00	\$0.00	\$0.00	\$0.00
ATOSLUK	0	0	\$0.00	\$0.00	\$0.00	\$0.00
BARROJ	0	0	\$0.00	\$0.00	\$0.00	\$0.00
BLACKLAND	0	0	\$0.00	\$0.00	\$0.00	\$0.00
DEETING	0	0	\$0.00	\$0.00	\$0.00	\$0.00
KAKTOVIK	0	0	\$0.00	\$0.00	\$0.00	\$0.00
KIRVA	0	0	\$0.00	\$0.00	\$0.00	\$0.00
KIVALLIA	0	0	\$0.00	\$0.00	\$0.00	\$0.00
KOTZEBE	0	0	\$0.00	\$0.00	\$0.00	\$0.00
KORVUK	0	0	\$0.00	\$0.00	\$0.00	\$0.00
NORTH SLOPE EOROUGH	0	0	\$0.00	\$0.00	\$0.00	\$0.00
NORTHEAST ARCTIC EOROUGH	0	0	\$0.00	\$0.00	\$0.00	\$0.00
NUIOSUT	0	0	\$0.00	\$0.00	\$0.00	\$0.00
POINT HOPE	0	0	\$0.00	\$0.00	\$0.00	\$0.00
SELWIK	0	0	\$0.00	\$0.00	\$0.00	\$0.00
SHISHNEEF	0	0	\$0.00	\$0.00	\$0.00	\$0.00

SHUNYAK	0	0	\$0.00	\$0.00	\$0.00	
WAINWRIGHT	0	0	\$0.00	\$0.00	\$0.00	
AREA X - TOTAL.....	0	0	\$0.00	\$0.00	\$0.00	0
AREA Y - YUKON						
ALAKPAUK	0	0	\$0.00	\$0.00	\$0.00	
CHEYAK	0	0	\$0.00	\$0.00	\$0.00	
EXOMYAK	1	112	\$4,949.34	\$4,949.34	\$9,898.67	
FORTUNA LEDGE (MARSHALL)	0	0	\$0.00	\$0.00	\$0.00	
HOLY CROSS	0	0	\$0.00	\$0.00	\$0.00	
HOOVER BAY	0	0	\$0.00	\$0.00	\$0.00	
KOTLIK	0	0	\$0.00	\$0.00	\$0.00	
MOUNTAIN VILLAGE	0	0	\$0.00	\$0.00	\$0.00	
PILOT STATION	0	0	\$0.00	\$0.00	\$0.00	
RUSSIAN MISSION	0	0	\$0.00	\$0.00	\$0.00	
SAINT MARY'S	0	0	\$0.00	\$0.00	\$0.00	
SCAMMON BAY	0	0	\$0.00	\$0.00	\$0.00	
SHELDON POINT	0	0	\$0.00	\$0.00	\$0.00	
AREA Y - TOTAL.....	1	112	\$4,949.34	\$4,949.34	\$9,898.67	5,194,185
AREA Z - NORTON SOUND						
BREVIS MISSION	0	0	\$0.00	\$0.00	\$0.00	
ELIX	0	0	\$0.00	\$0.00	\$0.00	
GOLOVIN	1	70	\$2,300.36	\$843.06	\$3,143.42	
KOYUK	1	3	\$2,300.36	\$36.13	\$2,336.49	
NOME	0	0	\$0.00	\$0.00	\$0.00	
SAINT MICHAEL	0	0	\$0.00	\$0.00	\$0.00	
SHAKTOOLIK	0	0	\$0.00	\$0.00	\$0.00	
STEBBINS	0	0	\$0.00	\$0.00	\$0.00	
TELLER	0	0	\$0.00	\$0.00	\$0.00	
UNALAKLEET	1	500	\$2,300.36	\$6,021.87	\$8,322.23	
WALES	0	0	\$0.00	\$0.00	\$0.00	
WHITE MOUNTAIN	0	0	\$0.00	\$0.00	\$0.00	
AREA Z - TOTAL.....	3	573	\$6,901.07	\$6,901.07	\$13,802.14	7,242,471

1985 FLOATING PROCESSORS INFORMATION EXCLUDING FCZ OPERATORS
PREPARED FOR MIKE CUSHING COMMUNITY AND REGIONAL AFFAIRS

8:32 TUESDAY, JANUARY 27, 19

AREA=JUNEAU & YAKUTAT

OBS	_TYPE_	_FREQ_	CATCH	PURCHASE	VALUE
1	0	23	162,649	91,606	57,568.00

AREA=KETCHIKAN

OBS	_TYPE_	_FREQ_	CATCH	PURCHASE	VALUE
2	0	37	12,684,641	17,836,356	6,032,888.00

AREA=PETERSBURG & WRANGELL

OBS	_TYPE_	_FREQ_	CATCH	PURCHASE	VALUE
3	0	28	150,488	297,686	189,328.00

AREA=SITKA

OBS	_TYPE_	_FREQ_	CATCH	PURCHASE	VALUE
4	0	38	3,444,055	7,120,922	2,975,822.00

AREA=PRINCE WILLIAM SOUND

OBS	_TYPE_	_FREQ_	CATCH	PURCHASE	VALUE
5	0	63	16,907,153	24,884,387	10,366,576.00

AREA=YAKUTAT

OBS	_TYPE_	_FREQ_	CATCH	PURCHASE	VALUE
6	0	7	3,221,910	103,582,991	4,574,332.00

AREA=COOK INLET

OBS	_TYPE_	_FREQ_	CATCH	PURCHASE	VALUE
7	0	10	1,272,663	973,062	1,307,976.00

AREA=KODIAK

OBS	_TYPE_	_FREQ_	CATCH	PURCHASE	VALUE
8	0	7	10,123,593	60,875,243	4,629,971.00

ATTACHMENT #4

(P)

1985 FLOATING PROCESSORS INFORMATION EXCLUDING FCZ OPERATORS
PREPARED FOR MIKE CUSHING COMMUNITY AND REGIONAL AFFAIRS

8132 TUESDAY, JANUARY 27, 1985

AREA=CHIGHIK

OBS	_TYPE_	_FREQ_	CATCH	PURCHASE	VALUE
9	0	6	1,321,415	1,503,888	1,508,902.00

AREA=ALASKA PENINSULA

OBS	_TYPE_	_FREQ_	CATCH	PURCHASE	VALUE
10	0	32	15,133,507	15,860,823	10,962,205.00

AREA=DUTCH HARBOR

OBS	_TYPE_	_FREQ_	CATCH	PURCHASE	VALUE
11	0	27	25,122,451	36,336,815	15,577,737.00

AREA=BERING SEA

OBS	_TYPE_	_FREQ_	CATCH	PURCHASE	VALUE
12	0	34	58,731,092	21,252,988	13,492,296.00

AREA=ADAK & W. ALEUTIANS

OBS	_TYPE_	_FREQ_	CATCH	PURCHASE	VALUE
13	0	14	3,978,244	433,651	726,010.00

AREA=BRISTOL BAY

OBS	_TYPE_	_FREQ_	CATCH	PURCHASE	VALUE
14	0	109	93,560,997	103,410,405	72,529,248.00

AREA=XUSKOKWIM

OBS	_TYPE_	_FREQ_	CATCH	PURCHASE	VALUE
15	0	12	3,631,598	3,300,749	1,038,888.00

AREA=YUKON RIVER

OBS	_TYPE_	_FREQ_	CATCH	PURCHASE	VALUE
16	0	8	5,194,186	2,767,909	646,289.00

1985 FLOATING PROCESSORS INFORMATION EXCLUDING FCZ OPERATORS
PREPARED FOR MIKE CUSHING COMMUNITY AND REGIONAL AFFAIRS

8:32 TUESDAY, JANUARY 27, 1985

AREA=NORTON SOUND

OBS	_TYPE_	_FREQ_	CATCH	PURCHASE	VALUE
17	0	24	7,242,471	7,468,576	2,118,420.00

COMM. FISH REGIONS & AREA COMMUNITIES * - SEE NOTES (COLUMN L)	DATE APPLCTN RECVD	IMPACT (YES=1) (NO=0)	POP. GROWTH IMPACT	ALLOCATION BY % AREA- WIDE CATCH	ALLOCATION BY POP. CHANGE	TOTAL \$\$ ALLOCATION	CATCH IN POUNDS
REGION I: SOUTHEASTERN							
AREA A - JUNEAU & YAKUTAT							
ANGON	4/10/87	1	0	\$1,457.82	\$0.00	\$1,457.82	
HAINES		0	0	\$0.00	\$0.00	\$0.00	
HAINES, BOROUGH OF		0	0	\$0.00	\$0.00	\$0.00	
JUNEAU, CITY AND BOROUGH		0	0	\$0.00	\$0.00	\$0.00	
SKAGWAY	4/16/87	1	100	\$1,457.82	\$2,915.64	\$4,373.46	
YAKUTAT		0	0	\$0.00	\$0.00	\$0.00	
AREA A - TOTAL.....		2	100	\$2,915.64	\$2,915.64	\$5,831.28	3,384,559
AREA B - KETCHIKAN							
CRAIG	4/13/87	1	500	\$2,185.44	\$2,122.62	\$4,308.06	
HYDABURG		0	0	\$0.00	\$0.00	\$0.00	
KASAN		0	0	\$0.00	\$0.00	\$0.00	
KETCHIKAN	4/16/87	1	1,994	\$2,185.44	\$8,464.99	\$10,650.43	
KETCHIKAN, BOROUGH OF	4/10/87	1	0	\$2,185.44	\$0.00	\$2,185.44	
KLAWOCK	4/19/87	1	80	\$2,185.44	\$339.62	\$2,525.06	
METLAKATLA		0	0	\$0.00	\$0.00	\$0.00	
SANAK	4/20/87	1	0	\$2,185.44	\$0.00	\$2,185.44	
THORNE BAY		0	0	\$0.00	\$0.00	\$0.00	
AREA B - TOTAL.....		5	2,574	\$10,927.22	\$10,927.22	\$21,854.44	12,684,641
AREA C - PETERSBURG/WRANGELL							
KAYE		0	0	\$0.00	\$0.00	\$0.00	
KUPREANOF		0	0	\$0.00	\$0.00	\$0.00	
PETERSBURG		0	0	\$0.00	\$0.00	\$0.00	
WRANGELL		0	0	\$0.00	\$0.00	\$0.00	
AREA C - TOTAL.....		0	0	\$129.64	\$0.00	\$0.00	150,488
AREA D - SITKA							
HOONAH		0	0	\$0.00	\$0.00	\$0.00	
PELICAN	4/20/87	1	38	\$988.96	\$70.91	\$1,059.87	
PORT ALEXANDER		0	0	\$0.00	\$0.00	\$0.00	
SITKA, BOROUGH OF	4/15/87	1	1,200	\$988.96	\$2,233.16	\$3,228.13	
TENAKEE SPRINGS	4/16/87	1	352	\$988.96	\$656.82	\$1,645.79	
AREA D - TOTAL.....		3	1,590	\$2,966.89	\$2,966.83	\$5,933.78	3,444,053

COMM. FISH REGIONS & AREA COMMUNITIES * - SEE NOTES (COLUMN L)	DATE APPLCTN RECVD	IMPACT (YES=1) (NO =0)	POP. GROWTH IMPACT	ALLOCATION BY % AREA- WIDE CATCH	ALLOCATION BY POP. CHANGE	TOTAL \$\$ ALLOCATION	CATCH IN POUNDS
--	-----------------------	------------------------------	--------------------------	--	---------------------------------	-----------------------------	--------------------

REGION II: CENTRAL

AREA E - PRINCE WILLIAM SOUND

CORCOVA	4/17/87	1	500	\$7,282.36	\$9,102.95	\$16,385.31	
VALDEZ	4/20/87	1	300	\$7,282.36	\$5,461.77	\$12,744.13	
WHITTIER		0	0	\$0.00	\$0.00	\$0.00	

AREA E - TOTAL.....		2	800	\$14,564.72	\$14,554.72	\$29,129.44	16,907,153
---------------------	--	---	-----	-------------	-------------	-------------	------------

AREA H - COOK INLET

ANCHORAGE, MUNICIPALITY OF		0	0	\$0.00	\$0.00	\$0.00	
ANDERSON		0	0	\$0.00	\$0.00	\$0.00	
HOYER		0	0	\$0.00	\$0.00	\$0.00	
HOUSTON		0	0	\$0.00	\$0.00	\$0.00	
KACHEMAK		0	0	\$0.00	\$0.00	\$0.00	
KENAI PENINSULA BOROUGH	4/14/87*	1	7,643	\$1,096.34	\$1,096.34	\$2,192.68	
KENAI		0	0	\$0.00	\$0.00	\$0.00	
MATANUSKA-SUSITNA BOROUGH		0	0	\$0.00	\$0.00	\$0.00	
PALMER		0	0	\$0.00	\$0.00	\$0.00	
SELDOVIA		0	0	\$0.00	\$0.00	\$0.00	
SEWARD		0	0	\$0.00	\$0.00	\$0.00	
SOLDATNA		0	0	\$0.00	\$0.00	\$0.00	
WASILLA		0	0	\$0.00	\$0.00	\$0.00	

AREA H - TOTAL.....		1	7,643	\$1,096.34	\$1,096.34	\$2,192.68	1,272,663
---------------------	--	---	-------	------------	------------	------------	-----------

AREA T - BRISTOL BAY

ALEXANDER		0	0	\$0.00	\$0.00	\$0.00	
BRISTOL BAY BOROUGH	4/16/87	1	345	\$20,149.60	\$4,165.76	\$24,315.36	
CLARK'S POINT	4/21/87*	1	407	\$20,149.60	\$4,914.39	\$25,063.99	
DILLINGHAM	4/16/87	1	1,423	\$20,149.60	\$17,182.25	\$37,331.85	
ENOK		0	0	\$0.00	\$0.00	\$0.00	
MAKOKOTAK		0	0	\$0.00	\$0.00	\$0.00	
NEW STUYAHOK		0	0	\$0.00	\$0.00	\$0.00	
NEHALEN		0	0	\$0.00	\$0.00	\$0.00	
NONDALTON		0	0	\$0.00	\$0.00	\$0.00	
TOGIAK	4/13/87	1	4,500	\$20,149.60	\$54,336.00	\$74,485.60	

AREA T - TOTAL.....		4	6,675	\$80,598.40	\$80,598.40	\$161,196.81	93,560,937
---------------------	--	---	-------	-------------	-------------	--------------	------------

CONM. FISH REGIONS & AREA COMMUNITIES * - SEE NOTES (COLUMN L)	DATE APPLCTN RECVD	IMPACT (YES=1) (NO =0)	POP. GROWTH IMPACT	ALLOCATION BY % AREA- WIDE CATCH	ALLOCATION BY POP. CHANGE	TOTAL \$\$ ALLOCATION	CATCH IN POUNDS
REGION IV: WESTERN							
AREA K - KODIAK							
AKHTOK		0	0	\$0.00	\$0.00	\$0.00	
KODIAK	5/7/87	1	133	\$1,744.20	\$2,180.25	\$3,924.45	
KODIAK ISLAND BOROUGH	4/20/87	1	359	\$1,744.20	\$5,885.04	\$7,629.24	
LARSEN BAY	5/11/87	1	0	\$1,744.20	\$0.00	\$1,744.20	
OLD HARBOR		0	0	\$0.00	\$0.00	\$0.00	
OUZINKIE	3/23/87	1	0	\$1,744.20	\$0.00	\$1,744.20	
PORT LIONS	4/20/87	1	40	\$1,744.20	\$655.71	\$2,399.91	
AREA K - TOTAL.....		5	532	\$8,721.00	\$8,721.00	\$17,442.00	10,123,593
AREA L - CHIGNIK							
CHIGNIK	4/20/87	1	240	\$1,138.34	\$1,138.34	\$2,276.67	
AREA L - TOTAL.....		1	240	\$1,138.34	\$1,138.34	\$2,276.67	1,321,415
AREA M - ALASKA PENINSULA							
COLD BAY		0	0	\$0.00	\$0.00	\$0.00	
KING COVE	4/23/87	1	314	\$4,345.60	\$5,379.18	\$9,724.78	
PORT HEIDEN	5/14/87	1	72	\$4,345.60	\$1,233.44	\$5,579.04	
SAND POINT	4/21/87	1	375	\$4,345.60	\$6,424.18	\$10,769.78	
AREA M - TOTAL.....		3	761	\$13,036.81	\$13,036.81	\$26,073.61	15,133,507
AREA R10 - ALEUTIANS							
AKUTAN		0	0	\$0.00	\$0.00	\$0.00	
UNALASKA/DUTCH HARBOR	4/5/87*	1	1000	\$25,068.88	\$25,068.88	\$50,137.76	
AREA R10 - TOTAL.....		1	1,000	\$25,068.88	\$25,068.88	\$50,137.76	29,100,695
AREA Q - BERING SEA							
SAINT PAUL	4/20/87	1	0	\$25,297.04	\$0.00	\$25,297.04	
SAINT GEORGE	5/31/87	1	14	\$25,297.04	\$50,594.08	\$75,891.12	
AREA Q - TOTAL.....		2	14	\$50,594.08	\$50,594.08	\$101,188.15	58,731,092

STATEWIDE CATCH TOTAL (LBS.)..							261,883,113
TOTAL FUNDING. (\$\$).....				\$225,600.00	\$225,600.00	\$451,200.00	
CHECK SUXS TOTAL.....		35	22,763	\$225,470.36	\$225,470.36	\$450,940.72	261,883,113
BALANCE OUTSTANDING.....				\$129.64	\$129.64	\$259.28	

DOWN FISH REGIONS
 & AREA COMMUNITIES
 * - SEE NOTES (COLUMN L) REC'D (IMPACT YES=1) (NO=0)
 POP. GROWTH IMPACT WIDE CATCH ALLOCATION BY POP. CHANGE ALLOCATION TOTAL \$ \$ CATCH IN POUNDS

SELWIK	0	0	\$0.00	\$0.00	\$0.00	\$0.00
SHISHPAHRE	0	0	\$0.00	\$0.00	\$0.00	\$0.00
SHANSHUK	0	0	\$0.00	\$0.00	\$0.00	\$0.00
MAINKRIGHT	0	0	\$0.00	\$0.00	\$0.00	\$0.00

AREA X - TOTAL..... 0 0 \$0.00 \$0.00 \$0.00 0

AREA Y - YUKON

ALASKANUK	0	0	\$0.00	\$0.00	\$0.00	\$0.00
CHEVUK	0	0	\$0.00	\$0.00	\$0.00	\$0.00
EDDANUK	1	112	\$4,474.55	\$4,474.55	\$8,949.09	\$0.00
FORTUNA LEDGE (MARSHALL)	0	0	\$0.00	\$0.00	\$0.00	\$0.00
HOLY CROSS	0	0	\$0.00	\$0.00	\$0.00	\$0.00
HOOPER BAY	0	0	\$0.00	\$0.00	\$0.00	\$0.00
KOTLIK	0	0	\$0.00	\$0.00	\$0.00	\$0.00
MOUNTAIN VILLAGE	0	0	\$0.00	\$0.00	\$0.00	\$0.00
PILOT STATION	0	0	\$0.00	\$0.00	\$0.00	\$0.00
RUSSIAN MISSION	0	0	\$0.00	\$0.00	\$0.00	\$0.00
SAINT MARY'S	0	0	\$0.00	\$0.00	\$0.00	\$0.00
SCAMMON BAY	0	0	\$0.00	\$0.00	\$0.00	\$0.00
SHELDON POINT	0	0	\$0.00	\$0.00	\$0.00	\$0.00

AREA Y - TOTAL..... 1 112 \$4,474.55 \$4,474.55 \$8,949.09 5,194,186

AREA Z - NORTON SOUND

BREVIG MISSION	0	0	\$0.00	\$0.00	\$0.00	\$0.00
ELIK	0	0	\$0.00	\$0.00	\$0.00	\$0.00
GOLDVIN	1	70	\$2,079.68	\$762.19	\$2,841.87	\$0.00
KOVUK	1	3	\$2,079.68	\$32.67	\$2,112.35	\$0.00
NOPE	0	0	\$0.00	\$0.00	\$0.00	\$0.00
SAINT MICHAEL	0	0	\$0.00	\$0.00	\$0.00	\$0.00
SHAKTODLIK	0	0	\$0.00	\$0.00	\$0.00	\$0.00
STEBBINS	0	0	\$0.00	\$0.00	\$0.00	\$0.00
TELLER	0	0	\$0.00	\$0.00	\$0.00	\$0.00
UNRAKLEET	1	500	\$2,079.68	\$5,444.20	\$7,523.88	\$0.00
WALES	0	0	\$0.00	\$0.00	\$0.00	\$0.00
WHITE MOUNTAIN	0	0	\$0.00	\$0.00	\$0.00	\$0.00

AREA Z - TOTAL..... 3 573 \$6,239.05 \$6,239.05 \$12,478.10 7,242,471

COMM. FISH REGIONS & AREA COMMUNITIES * - SEE NOTES (COLUMN L)	DATE APPLCTN (YES=1) RECVD	IMPACT (YES=1) (NO =0)	POP. GROWTH IMPACT	ALLOCATION BY % AREA- WIDE CATCH	ALLOCATION BY POP. CHANGE	TOTAL \$\$ ALLOCATION	CATCH IN POUNDS
--	----------------------------------	------------------------------	--------------------------	--	---------------------------------	-----------------------------	--------------------

REGION III: A-Y-K
AREA W - KUSKOKWIM

AKIACHUK		0	0	\$0.00	\$0.00	\$0.00	
AKIAK		0	0	\$0.00	\$0.00	\$0.00	
ANIAK		0	0	\$0.00	\$0.00	\$0.00	
ATMAUTLUAK		0	0	\$0.00	\$0.00	\$0.00	
BETHEL		0	0	\$0.00	\$0.00	\$0.00	
CHEFORNAK	*	0	0	\$0.00	\$0.00	\$0.00	
CHUATHBALUK		0	0	\$0.00	\$0.00	\$0.00	
EEK		0	0	\$0.00	\$0.00	\$0.00	
GOODNEWS BAY		0	0	\$0.00	\$0.00	\$0.00	
KASTILUK		0	0	\$0.00	\$0.00	\$0.00	
KWETHLUK		0	0	\$0.00	\$0.00	\$0.00	
LOWER KALSKAG		0	0	\$0.00	\$0.00	\$0.00	
MEKORYUK		0	0	\$0.00	\$0.00	\$0.00	
NAPAKIAK		0	0	\$0.00	\$0.00	\$0.00	
NAPASKIAK		0	0	\$0.00	\$0.00	\$0.00	
NEWTOK		0	0	\$0.00	\$0.00	\$0.00	
NIGHTHAUTE		0	0	\$0.00	\$0.00	\$0.00	
NIKOLAI		0	0	\$0.00	\$0.00	\$0.00	
NUNAPITCHUK (AKOLMIUT)		0	0	\$0.00	\$0.00	\$0.00	
PLATINUM		0	0	\$0.00	\$0.00	\$0.00	
QUINHAGAK	4/20/87	1	50	\$1,564.23	\$1,049.82	\$2,614.04	
TOKSOOK BAY	4/20/87	1	99	\$1,564.23	\$2,078.64	\$3,642.86	
TULUKSAK		0	0	\$0.00	\$0.00	\$0.00	
TUNUNAK		0	0	\$0.00	\$0.00	\$0.00	
UPPER KALSKAG		0	0	\$0.00	\$0.00	\$0.00	
AREA W - TOTAL.....		2	149	\$3,128.45	\$3,128.45	\$6,256.90	3,631,598

AREA X - KOTZEBUE

AMBLER		0	0	\$0.00	\$0.00	\$0.00	
ANAKTUVIK PASS		0	0	\$0.00	\$0.00	\$0.00	
ATQASUK		0	0	\$0.00	\$0.00	\$0.00	
BARROW		0	0	\$0.00	\$0.00	\$0.00	
BUCKLAND		0	0	\$0.00	\$0.00	\$0.00	
DEERING		0	0	\$0.00	\$0.00	\$0.00	
KAKTOVIK		0	0	\$0.00	\$0.00	\$0.00	
KIANA		0	0	\$0.00	\$0.00	\$0.00	
KIVALINA		0	0	\$0.00	\$0.00	\$0.00	
KOTZEBUE		0	0	\$0.00	\$0.00	\$0.00	
NOORVIK		0	0	\$0.00	\$0.00	\$0.00	
NORTH SLOPE BOROUGH		0	0	\$0.00	\$0.00	\$0.00	
NORTHWEST ARCTIC BOROUGH		0	0	\$0.00	\$0.00	\$0.00	
NUIOSUT		0	0	\$0.00	\$0.00	\$0.00	
POINT HOPE		0	0	\$0.00	\$0.00	\$0.00	

COLLOCATION CODE BALANCES BY EXPENDITURE ACCOUNT RRN:0001313 RSN:00960 08/03/87
APPROPRIATION EXPENDITURES BY NEXT LOWER LEVEL
15535-87 FISHERIES TAX ORIG:86 APPROPRIATIONS (T B S R) FN:11100
COA:1988

ENTITY NUMBER - DESCRIPTION	AUTHORIZ	RESTRICT ENCUMBER	SPENT	AVAILABL BALANCE
** 15535-87 FISHERIES TAX	7858000	556334	7257680	43986
** 04801400-86 FISHERIES TAXES	7858000	556334	7257680	43986

FOR NEXT SECTION ENTER==> NUMBER _____ YEAR _____ LEVEL LIMIT ____
PF1=MENU PF6=RPT REQUEST MAINTENANCE

1 DEPARTMENT OF LAW (CONT.)

2

3

4

5

6

7

8

9

10

11

12

13

14

15

16

17

18

19

20

21

22

23

24

25

26 ADMINISTRATION SUPPORT (2 POSITIONS)

27 DATA AND WORD PROCESSING (3 POSITIONS)

28

29

30

31

32

33

34

35

36

37

38

39

40

41

42

43

44

45

46

47

48

49

50

51

52

53

54

55

56

57

58

59

60

61

62

63

64

65

66

67

68

69

70

71

72

73

74

75

76

77

78

79

80

81

82

83

84

85

86

87

88

89

90

91

92

93

94

95

96

97

98

99

100

101

102

103

104

105

106

107

108

109

110

111

112

113

114

115

116

117

118

119

120

121

122

123

124

125

126

127

128

129

130

131

132

133

134

135

136

137

138

139

140

141

142

143

144

145

146

147

148

149

150

151

152

153

154

155

156

157

158

159

160

161

162

163

164

165

166

167

168

169

170

171

172

173

174

175

176

177

178

179

180

181

182

183

184

185

186

187

188

189

190

191

192

193

194

195

196

197

198

199

200

201

202

203

204

205

206

207

208

209

210

211

212

213

214

215

216

217

218

219

220

221

222

223

224

225

226

227

228

229

230

231

232

233

234

235

236

237

238

239

240

241

242

243

244

245

246

247

248

249

250

251

252

253

254

255

256

257

258

259

260

261

262

263

264

265

266

267

268

269

270

271

272

273

274

275

276

277

278

279

280

281

282

283

284

285

286

287

288

289

290

291

292

293

294

295

296

297

298

299

300

301

302

303

304

305

306

307

308

309

310

311

312

313

314

315

316

317

318

319

320

321

322

323

324

325

326

327

328

329

330

331

332

333

334

335

336

337

338

339

340

341

342

343

344

345

346

347

348

349

350

351

352

353

354

355

356

357

358

359

360

361

362

363

364

365

366

367

Chapter 98

1 DEPARTMENT OF REVENUE (CONT.)

2

3 THE DEPARTMENT OF COMMERCE AND REGIONAL AFFAIRS FOR THE

4 PURPOSE OF DEVELOPING A PILOT PROJECT UNDER AS

5 44.07.030(2).

6 MUNICIPAL BOND SALE AUTHORITY (12 POSITIONS)

7 PERMANENT BOND CORPORATION (12 POSITIONS)

8 IF IS THE INTENT OF THE LEGISLATURE THAT THE PERMANENT

9 BOND BOARD OF TRUSTEES REDUCE THE AMOUNT OF TRUST

10 NECESSARY DURING FISCAL YEAR 1988 THROUGH REPAYMENT OF

11 OF CONGRESS TELEPHONE CALLS.

12 ALASKA HOUSING FINANCE CORPORATION (47 POSITIONS)

13 GENERAL GOVERNMENT

14 CHILD SUPPORT ENFORCEMENT

15 CHILD SUPPORT ENFORCEMENT (91 POSITIONS)

16 DATA AND WORD PROCESSING (2 POSITIONS)

17 REVENUE OPERATIONS

18 ABOUT (57 POSITIONS)

19 WORD PROCESSING

20 PETROLEUM REVENUE (27 POSITIONS)

21 PETROLEUM REVENUE/DATA & WORD PROCESSING

22 (2 POSITIONS)

23 EMPLOYMENT (22 POSITIONS)

24 IT IS THE INTENT OF THE LEGISLATURE THAT THE EMPLOYMENT

25 DIVISION PRIORITIZE DELINQUENT ACCOUNTS AND CONSUMER

26 COLLECTION EFFORTS ON THOSE ACCOUNTS THAT ARE EXPECTED

Chapter 98

1 DEPARTMENT OF REVENUE (CONT.)

2

3 APPROPRIATION FUND SOURCES

4 APPROPRIATION ITEMS GENERAL FUND OTHER FUNDS

5 379,400

6 4,930,900

7 379,400

8 4,930,900

9 379,400

10 4,930,900

11 379,400

12 4,930,900

13 379,400

14 4,930,900

15 379,400

16 4,930,900

17 379,400

18 4,930,900

19 379,400

20 4,930,900

21 379,400

22 4,930,900

23 379,400

24 4,930,900

25 379,400

26 4,930,900

CCS NO 88

1	379,400	4,930,900	379,400	4,930,900
2	379,400	4,930,900	379,400	4,930,900
3	379,400	4,930,900	379,400	4,930,900
4	379,400	4,930,900	379,400	4,930,900
5	379,400	4,930,900	379,400	4,930,900
6	379,400	4,930,900	379,400	4,930,900
7	379,400	4,930,900	379,400	4,930,900
8	379,400	4,930,900	379,400	4,930,900
9	379,400	4,930,900	379,400	4,930,900
10	379,400	4,930,900	379,400	4,930,900
11	379,400	4,930,900	379,400	4,930,900
12	379,400	4,930,900	379,400	4,930,900
13	379,400	4,930,900	379,400	4,930,900
14	379,400	4,930,900	379,400	4,930,900
15	379,400	4,930,900	379,400	4,930,900
16	379,400	4,930,900	379,400	4,930,900
17	379,400	4,930,900	379,400	4,930,900
18	379,400	4,930,900	379,400	4,930,900
19	379,400	4,930,900	379,400	4,930,900
20	379,400	4,930,900	379,400	4,930,900
21	379,400	4,930,900	379,400	4,930,900
22	379,400	4,930,900	379,400	4,930,900
23	379,400	4,930,900	379,400	4,930,900
24	379,400	4,930,900	379,400	4,930,900
25	379,400	4,930,900	379,400	4,930,900
26	379,400	4,930,900	379,400	4,930,900

Chapter 98

Page 26

1 DEPARTMENT OF REVENUE (CONT.)

2

3 APPROPRIATION FUND SOURCES

4 APPROPRIATION ITEMS GENERAL FUND OTHER FUNDS

5 29,488

6 1,302,600

7 29,488

8 1,302,600

9 29,488

10 1,302,600

11 29,488

12 1,302,600

13 29,488

14 1,302,600

15 29,488

16 1,302,600

17 29,488

18 1,302,600

19 29,488

20 1,302,600

21 29,488

22 1,302,600

23 29,488

24 1,302,600

25 29,488

26 1,302,600

CCS NO 88

1	29,488	1,302,600	29,488	1,302,600
2	29,488	1,302,600	29,488	1,302,600
3	29,488	1,302,600	29,488	1,302,600
4	29,488	1,302,600	29,488	1,302,600
5	29,488	1,302,600	29,488	1,302,600
6	29,488	1,302,600	29,488	1,302,600
7	29,488	1,302,600	29,488	1,302,600
8	29,488	1,302,600	29,488	1,302,600
9	29,488	1,302,600	29,488	1,302,600
10	29,488	1,302,600	29,488	1,302,600
11	29,488	1,302,600	29,488	1,302,600
12	29,488	1,302,600	29,488	1,302,600
13	29,488	1,302,600	29,488	1,302,600
14	29,488	1,302,600	29,488	1,302,600
15	29,488	1,302,600	29,488	1,302,600
16	29,488	1,302,600	29,488	1,302,600
17	29,488	1,302,600	29,488	1,302,600
18	29,488	1,302,600	29,488	1,302,600
19	29,488	1,302,600	29,488	1,302,600
20	29,488	1,302,600	29,488	1,302,600
21	29,488	1,302,600	29,488	1,302,600
22	29,488	1,302,600	29,488	1,302,600
23	29,488	1,302,600	29,488	1,302,600
24	29,488	1,302,600	29,488	1,302,600
25	29,488	1,302,600	29,488	1,302,600
26	29,488	1,302,600	29,488	1,302,600



STATE OF ALASKA REIMBURSABLE SERVICES AGREEMENT

AMENDMENT NUMBER

REQUESTING DEPARTMENT Revenue	DIVISION Administrative Services	SECTION Shared Taxes	LOG NUMBER (ADN) 04-87-0005
SERVICING DEPARTMENT Community & Regional Affairs	DIVISION MRAD	SECTION	LOG NUMBER (ADN) 21-7-0042

I. The servicing agency agrees to provide the requesting agency with the following service(s):

PROJECT OR PROGRAM TITLE:
Pilot Project under AS 44.47.050(3) and SLA 1985, Chapter 98

DESCRIPTION OF SERVICE(S) TO BE PROVIDED IF THIS IS AN RSA AMENDMENT, ALSO DESCRIBE SPECIFIC PURPOSE OF AMENDMENT.
In response to Legislative Intent language included in Chapter 98, SLA 1985, an amount not to exceed \$500,000 is to be transferred to the Department of Community and Regional Affairs for the purpose of developing a pilot project under AS 44.47.050(3).

II. Terms and mechanics of reimbursement:

- Payment upon receipt of interagency billing
- Payment upon completion of service(s).
- Other (Specify):
Transfer upon OMB approval

Billing Address:
Department of Revenue
Division of Administrative Services
P.O. Box SA

DATE WORK TO COMMENCE: 7/1/86	COMPLETION DATE: 8/31/86	Juneau, AK 99811-0400
---	------------------------------------	------------------------------

III. Schedule of maximum costs to be incurred by the Servicing Agency:

	ORIGINAL AGREEMENT	PREVIOUS AMENDMENTS	THIS AMENDMENT	TOTAL
Personal Services	\$ _____	\$ _____	\$ _____	\$ _____
Travel	\$ _____	\$ _____	\$ _____	\$ _____
Contractual	\$ _____	\$ _____	\$ _____	\$ _____
Supplies	\$ _____	\$ _____	\$ _____	\$ _____
Equipment	\$ _____	\$ _____	\$ _____	\$ _____
Land & Buildings	\$ _____	\$ _____	\$ _____	\$ _____
Grants	\$ 451,200.00	\$ _____	\$ _____	\$ 451,200.00
Other (Itemize):	\$ _____	\$ _____	\$ _____	\$ _____
TOTAL	\$ 451,200.00	\$ _____	\$ _____	\$ 451,200.00

IV. Budgeting and accounting information:

- REQUESTING AGENCY:
- This agreement is documented No Yes. If yes, in FY 86, Capital/operating budget page SLA 85, Ch 98 22-23
 - Financial coding to be charged 4801400-77000 Continuing funds No Yes Authority _____
Continuing funds No Yes Authority _____
 - RSA (encumbrance) document number _____
 - Date funds lapse _____

- SERVICING AGENCY:
- This agreement is documented No Yes. If yes, in FY _____ Capital/operating budget page _____

V. Approvals & Certification: The requesting agency and servicing agency agree to the terms and conditions above. In addition, the requesting agency certifies: that sufficient funds are available and authorized to pay this obligation; that the accounting code(s) to be charged has/have sufficient balance(s) to cover this obligation and that a balance will be maintained in this/these account(s) sufficient to pay any agency obligations established by this agreement. I am aware that submitting false, inaccurate or misleading documents constitutes an unsworn falsification punishable under AS 11.56.210.

REQUESTING AGENCY AUTHORIZED SIGNATURE <i>[Signature]</i>	NAME, PRINTED: Mary A. Nordale, Commissioner	DATE: 7/1/86
SERVICING AGENCY AUTHORIZED SIGNATURE <i>[Signature]</i>	NAME, PRINTED: Emil Notti, Commissioner	DATE: 7/1/86
OMB AUTHORIZED SIGNATURE <i>[Signature]</i>	NAME, PRINTED: [Name]	DATE: 8/1/86

STATE OF ALASKA

DEPT. OF COMMUNITY & REGIONAL AFFAIRS

OFFICE OF THE COMMISSIONER

August 13, 1987

(i)
STEVE COWPER, GOVERNOR

- P.O. BOX B
JUNEAU, ALASKA 99811-2100
PHONE: (907) 465-4700
- 849 E. 30TH AVENUE, SUITE 400
ANCHORAGE, ALASKA 99508-4302
PHONE: (907) 563-1073

CERTIFIED/RETURN RECEIPT REQUESTED

Ms. Nancy Gross
City Manager
City of Unalaska
P.O. Box 89
Unalaska, AK 99685

Dear Ms. Gross:

Thank you for your letter of July 28, setting out in greater detail the concerns about the fish tax pilot project we had discussed on the phone earlier in July.

Based upon the information you provided, the figures used in the calculation of payments for the project were reviewed. In doing so, it was discovered that the data used to calculate Unalaska's payment under the pilot project was incomplete and led to an underpayment of \$42,556.33. A check for that amount is enclosed with this letter, along with a memorandum explaining how the miscalculation occurred.

Despite this mishap, I believe the pilot project should be judged a success in accomplishing its objectives of 1) devising a distribution program for mitigation of off-shore fish processing impacts and 2) gaining information about the utility and reasonableness of such a distribution for future reference. This information will be presented to the legislature in a report later this year. I would like to note that this was a pilot project for which the department received no extra funds or positions for administration. Because of that, project development over a period of two years was accomplished by at least four different departmental staff who were pulled off regular on-going duties to work on this project. In view of the necessity for such a division of responsibilities and the fact that this was a totally new project with which no one had developed any familiarity, the surprise is that there were not more problems that we experienced.

Ms. Gross
August 13, 1987
Page Two

In any case, I apologize for the delay in payment and appreciate again your assistance in the development of this program and disclosing the mistake made in the case of Unalaska. I look forward to working with you further in the future.

Sincerely,

A handwritten signature in cursive script, reading "David G. Hoffman", with a horizontal line extending to the right from the end of the signature.

David G. Hoffman
Commissioner

Enclosures: Alaska State Warrant
August 5, 1987 Memorandum to Department of Revenue

STATE OF ALASKA

DEPT. OF COMMUNITY & REGIONAL AFFAIRS

MUNICIPAL & REGIONAL ASSISTANCE DIVISION

(6)
STEVE COWPER, GOVERNOR

- P.O. BOX 88
JUNEAU, ALASKA 99811-2110
PHONE: (907) 465-4750
- 840 E. 38TH AVENUE, SUITE 400
ANCHORAGE, ALASKA 99508-4302
PHONE: (907) 561-8500
- P.O. BOX 348
BETHEL, ALASKA 99560-0348
PHONE: (907) 543-3475
- P.O. BOX 41
NOME, ALASKA 99762-0041
PHONE: (907) 443-5457
- P.O. BOX 280
KOTZEBUE, ALASKA 99752-0280
PHONE: (907) 442-3875
- 1814 CUSHMAN STREET, ROOM 210
FAIRBANKS, ALASKA 99701-8208
PHONE: (907) 452-7128
- P.O. BOX 10041
DILLINGHAM, ALASKA 99578-0041
PHONE: (907) 842-2245

March 10, 1987

Dear Municipal Official:

The Offshore Fisheries Business Tax Revenue Sharing Pilot Project was funded by the Alaska State Legislature pursuant to special legislative intent in chapter 98, SLA 1985. The purpose of the project is to develop an equitable means of distributing funds to municipalities to mitigate impacts from the offshore fish processing industry.

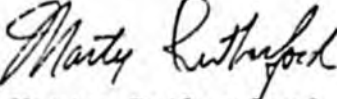
Municipalities currently receive a share of state revenues generated by fish processors operating within municipal boundaries. However, there is no direct sharing of revenues from offshore floating processors outside of municipal boundaries even though such processors may still have impacts of a transient but substantial nature on the municipality. This project grew out of a desire to devise a program to equitably share a portion of those unshared revenues with communities impacted by offshore processors.

The project has been developed over the past year by the Department of Community and Regional Affairs with input from municipalities through questionnaires and workshops, from legislators, state agencies and other interested persons. The amount to be distributed under the pilot project is \$451,000, based on the unobligated and unexpended portion appropriation to the current fish tax revenue sharing program. The general approach taken is that of a formula distribution to impacted municipalities, with allocations based upon the location of the municipality within a specific commercial fisheries management area, the amount of fisheries production within that area compared to statewide production, and the population increase of the municipality compared to that of other municipalities within the area during fishing season. The regulations governing this program are enclosed.

Municipal Official
March 10, 1987
Page Two

If you wish to participate in the project, please fill out the enclosed application completely and submit it to our Juneau office postmarked by April 15, 1987.

Please note that this is a pilot project. Based upon the information gained through this pilot project, there may be legislation introduced to continue the program. However, your cooperation is needed. If you have any additional comments on this project, please let us know.

Sincerely,

Marty Rutherford
Director