

ALASKA LEGISLATURE COMMITTEE FILES 1987-1988 8672

5286 SHES HB 91 - HB 126

258

beyond the power which had been granted it with respect to the trust lands by Congress, the redesignation act must be declared invalid.

It follows from our conclusion that the redesignation legislation is invalid that the trust must be reconstituted to match as nearly as possible the holdings which comprised the trust when the 1978 law became effective. The case is remanded so that requisite findings can be made. We take this opportunity to provide some guidance to the trial court to simplify its task.

Those general grant lands which were once mental health lands will return to their former trust status. In the event exchanges have been made, those properties which can be traced to an exchange involving mental health lands will also be included in the trust. To the extent that former mental health lands have been sold since the date of the conveyance the trust must be reimbursed for the fair market value at the time of sale. In calculating the total amount owed, the trial court should grant a set-off for mental health expenditures made by the state during the same period. In the event that expenditures exceeded the value of lands sold, the state need not furnish cash as part of the reconstitution. The goal is to restore the trust to its

position just prior to the conveyance effected by the redesignation legislation.⁴

AFFIRMED in part, REVERSED in part and REMANDED for further proceedings consistent with this opinion.

DELIVER TO: <u>Sally Slaughter</u>	LOCATION <u>LHWM</u>
FROM: <u>Mike Vediner</u>	LOCATION <u>P.O. - INU.</u>
TELEPHONE/TELECOPIER # _____	TOTAL NUMBER OF PAGES <u>10</u>
TRANSMITTING ON/SPEED <u>5</u>	DATE <u>10-9</u> TIME <u>3:10</u>
PHONE FOR PROBLEMS NAME/NUMBER <u>465-2500, 1861</u>	
COMMENTS _____	

1,000.00
Appeller
Appeller
10-14-85
BY DIRECTOR OF CLERK *Compton*
10-2-85 *Compton*

4. Amicus raises questions regarding the title held by conveyances and bona fide purchasers of mental health lands. In view of our disposition of this case, we deem it unnecessary to address those issues at the present time.

STATE OF ALASKA

DEPARTMENT OF LAW

OFFICE OF THE ATTORNEY GENERAL

January 23, 1987

STEVE COWPER, GOVERNOR

REPLY TO:

1031 W 4th AVENUE
SUITE 200
ANCHORAGE, ALASKA 99501
PHONE: (907) 276-3550

1st NATIONAL CENTER
100 CUSHMAN ST.
SUITE 400
FAIRBANKS, ALASKA 99701
PHONE: (907) 452-1568

P.O. BOX K-STATE CAPITOL
JUNEAU, ALASKA 99811
PHONE: (907) 465-3600

The Honorable Pat Pourchot
The Honorable Rick Halford
Co-Chairmen
Joint Special Legislative
Committee on Mental Health
Alaska State Legislature
P.O. Box V
Juneau, Alaska 99811

Re: Dedication of mental health income
stream (our file 663-87-0319)

Dear Representative Pourchot and Senator Halford:

Sandra Schubert indicated that you would like a short memorandum outlining the legal analysis I presented at the committee's last meeting to the effect that dedicating a portion of state general funds annually as a "mental health income stream" would not violate the dedicated fund prohibition in article IX, section 7, of the Alaska Constitution. In pertinent part, that provision provides: "The proceeds of any state tax or license shall not be dedicated to any special purpose, except as provided in section 15 of this article or when required by the federal government for state participation in federal programs." (Emphasis added.)

In section 202(e) of the Alaska Mental Health Enabling Act, P.L. 84-830, Congress required that the income and proceeds from the one million acre land grant "shall first be applied to meet the necessary expenses of the mental health program of Alaska." We believe this requires, as a condition of the state's receipt of the one million acre land grant, that the portion of state revenues attributable to the mental health trust be separately identified, segregated out of the general budget process and made available first for funding the state's mental health program. Accordingly, the identification and establishment of a mental health trust income stream does not violate the prohibition on dedicated funds because it falls within the exception for dedications required for participation in federal programs. We believe this is true whether the revenues constituting

The Honorable Pat Pourchot
The Honorable Rick Halford
Our File No. 663-87-0319

January 23, 1987
Page 2


the income stream are actually generated from administration of mental health lands or are simply a portion of general fund revenues constituting compensation to the trust for lands removed from trust status.

It should be noted that the federal Act does not require that the entire income stream be dedicated to the state's mental health program. Instead, it requires that it first be made available to fund the state's mental health program; any remaining funds in the income stream may thereafter be used for other public purposes.

We hope this brief analysis satisfies your requirements. If we can be of further assistance, please contact us at your convenience.

Sincerely yours,

RONALD W. LORENSEN
ACTING ATTORNEY GENERAL

By: 
G. Thomas Koester
Assistant Attorney General

GTK/dlm

cc: Interim Mental Health Trust Commission

David T. Walker, Esq.

James G. Gottstein, Esq.

Dick Bradley, Legislative Affairs

Gary Gustafson, DNR

Tony Braden, DNR

Introduced: 2/2/87
Referred: Health, Education and Social
Services, Judiciary and Finance

5-0524A

BY HALFORD AND FAHRENKAMP
BY REQUEST OF THE JOINT
SPECIAL COMMITTEE ON
MENTAL HEALTH TRUST LAND

1 IN THE SENATE

2 SENATE BILL NO. 97

3 IN THE LEGISLATURE OF THE STATE OF ALASKA

4 FIFTEENTH LEGISLATURE - FIRST SESSION

5 A BILL

6 For an Act entitled: "An Act relating to the chronically mentally ill."

7 BE IT ENACTED BY THE LEGISLATURE OF THE STATE OF ALASKA:

8 * Section 1. AS 47.30 is amended by adding new sections to read:

9 Sec. 47.30.545. TREATMENT OF THE CHRONICALLY MENTALLY ILL. The
10 department shall provide for community based and locally or regionally
11 coordinated care and treatment of the chronically mentally ill.

12 Sec. 47.30.546. COMMUNITY SUPPORT SERVICES FOR THE CHRONICALLY
13 MENTALLY ILL. Communities that provide eligible mental health ser-
14 vices for the chronically mentally ill may receive funds from the
15 department for the following program elements:

16 (1) a short-term residential treatment program for indivi-
17 duals experiencing an acute episode or a situational crisis requiring
18 temporary removal from their home environment;

19 (2) a long-term residential treatment program with a full
20 day treatment component for persons who require intensive support;

21 (3) a transitional residential treatment program designed
22 for persons who are able to take part in programs in the general
23 community, but who, without continued support, would be at risk of
24 returning to a hospital;

25 (4) a semi-supervised, independent, but structured living
26 arrangement for persons who, without some support and structure, would
27 be at risk of returning to the hospital;

28 (5) a day treatment program capable of providing services
29 for clients whose residential needs are being met, but who require
S

1 additional or extended treatment services;

2 (6) supported work and vocational training programs that
3 provide opportunities for clients to experience the benefits of mean-
4 ingful and productive work experiences with graduated levels of skill
5 and energy required;

6 (7) socialization centers designed to serve a broad range
7 of clients, as well as persons living in the community in general.

8 Sec. 47.30.547. STANDARDS FOR COMMUNITY SUPPORT SERVICES FOR THE
9 CHRONICALLY MENTALLY ILL. Communities providing mental health ser-
10 vices for the chronically mentally ill shall meet and maintain the
11 following treatment standards:

12 (1) facilities shall consist of small residential or day
13 treatment centers, in as close to a normal home or non-institutional
14 environment as possible without sacrificing client safety or care;

15 (2) staffing patterns shall reflect the cultural, linguis-
16 tic, and other social characteristics of the community, and shall
17 incorporate multidisciplinary professional staff to meet client diag-
18 nostic and treatment needs;

19 (3) programs shall be designed to encourage self-sufficient
20 and independent functioning through prevocational and vocational
21 training;

22 (4) programs shall promote client participation in plan-
23 ning, operating, and evaluating daily treatment and rehabilitation;

24 (5) programs shall be designed to coordinate with the
25 social service system as a whole and in particular shall be designed
26 to include the following three elements:

27 (A) emergency or crisis care in an emergency center or
28 at home by an emergency response team;

29 (B) an acute hospital for evaluation, diagnosis,

1 treatment, and referral of persons who are in need of acute care;
2 and

3 (C) a case management system in which the case manager
4 serves as a coordinator of the various elements of the system and
5 as an advocate for the clients in the system; all case managers
6 shall be under direct supervision of a psychiatrist or psycholo-
7 gist, or a mental health clinician with a master's degree in a
8 - field related to mental health;

9 (6) programs shall contain standards for staff training,
10 including training in community outreach services and orientation in
11 cross-cultural issues.

12 * Sec. 2. AS 47.30.550 is amended by adding a new subsection to read:

13 (b) Notwithstanding (a) of this section, the department shall
14 purchase 100 percent of the eligible costs of services provided for
15 the chronically mentally ill, subject to the availability of state
16 funds to the department for implementing AS 47.30.520 - 47.30.620.

17 * Sec. 3. AS 47.30.570 is amended to read:

18 Sec. 47.30.570. ELIGIBLE COSTS; MAINTENANCE OF LOCAL EFFORT.
19 The department shall adopt regulations specifying the types of ser-
20 vices and program costs eligible for state participation. These regu-
21 lations shall include

22 (1) a provision excluding capital expenditures as eligible
23 costs; [AND]

24 (2) a requirement that the community entity contractor or
25 applicant agrees as a condition of contract approval that it will not
26 supplant existing local funding [FUND] support of community mental
27 health services with funds received under AS 47.30.520 - 47.30.620 and
28 that it will continue local funding support of community mental health
29 services, in any year in which it contracts with the department, at a

1 level that is at least equal to the local funding support in the
2 previous year;

3 (3) a provision that costs of services provided to the
4 chronically mentally ill under AS 47.30.550(b) that are payable by
5 insurance, indemnity, or other third-party may not be included as
6 eligible costs.

Original sponsor: Pourchot/Joint Special Committee
on Mental Health Trust Land

SUGGESTED SENATE CS
(amendments on pp. 2,7)

BY THE HEALTH, EDUCATION AND
SOCIAL SERVICES COMMITTEE

1 IN THE HOUSE

2

CS FOR HOUSE BILL NO. 91 (HESS)

3

IN THE LEGISLATURE OF THE STATE OF ALASKA

4

FIFTEENTH LEGISLATURE - FIRST SESSION

5

A BILL

6 For an Act entitled: "An Act relating to the mentally ill; and providing
7 for an effective date."

8 BE IT ENACTED BY THE LEGISLATURE OF THE STATE OF ALASKA:

9 * Section 1. AS 47.30.520 is amended to read:

10 Sec. 47.30.520. LEGISLATIVE PURPOSE. It is the purpose of the
11 legislature in enacting the Community Mental Health Services Act to
12 provide a range of services for persons with mental or emotional
13 disturbances and to assist local communities in planning, organizing,
14 and financing community mental health services through locally devel-
15 oped, administered, and controlled community mental health programs.
16 It is further intended to better utilize existing resources at both
17 state and local levels in order to

18 (1) develop and implement plans for initiating maximum
19 mental health services based on demonstrated need for services in each
20 geographical planning area, as well as regionalized comprehensive
21 mental health services;

22 (2) improve the effectiveness of existing mental health
23 services;

24 (3) integrate state-operated and community mental health
25 programs into a unified mental health system;

26 (4) provide a means for participation by local communities
27 in the determination of the need for and the allocation of mental
28 health resources;

29 (5) establish a uniform ratio of local and state government

1 responsibility for financing mental health services;

2 (6) provide a means of allocating state mental health funds
3 according to community needs;

4 (7) encourage the full use of all existing public or pri-
5 vate agencies, facilities, personnel, and funds to accomplish these
6 objectives; and

7 (8) prevent unnecessary duplication and fragmentation of
8 services and expenditures.

9 * Sec. 2. AS 47.30 is amended by adding new sections to read:

10 Sec. 47.30.545. POPULATIONS TO BE SERVED. Within the limits of
11 available funds, a community mental health program shall provide
12 services set out in AS 47.30.546 to the following persons in the
13 following order:

14 (1) a person in one or more of the following categories:

15 (A) a person who is at immediate risk of hospitaliza-

16 tion for the treatment of a mental or emotional disturbance;
~~(a chronically mentally ill adult or a severely mentally ill child and is)~~

17 (B) a person who is ⁱⁿ need of continuing services due
18 to a disturbance of a severe or persistent nature;

19 (C) a person who poses a hazard to the health and
20 safety of the person or others;

21 (D) a person who is under 18 years of age and

22 (i) is at immediate risk of removal from home for
23 treatment of a mental or emotional disturbance; or

24 (ii) exhibits behavior indicating a high risk of
25 ~~(mental or emotional)~~ developing a disturbance of a severe or persistent nature;

26 (2) a person who, because of the nature of the person's
27 illness, geographic location, or family income, is not capable of
28 obtaining assistance from the private sector;

29 (3) a person who is suffering from a mental or emotional

1 disturbance of a less severe or persistent nature that will not re-
2 quire hospitalization in the foreseeable future.

3 Sec. 47.30.546. SERVICES FOR MENTALLY AND EMOTIONALLY DISTURBED.

4 (a) Subject to the availability of funds, an entity eligible to
5 receive funds under AS 47.30.540 may receive funds from the department
6 for providing directly, or through another provider under contract
7 with the entity, one or more of the following program elements:

8 (1) outpatient treatment, which may include all or any of
9 the following:

10 (A) emergency services on a 24-hour basis;

11 (B) individual, family, and group psychotherapy and
12 counseling;

13 (C) screening and evaluation to determine the
14 patient's needs and for persons being considered for involuntary
15 commitment under AS 47.30.700 - 47.30.815;

16 (D) referral to other agencies;

17 (2) inpatient treatment for voluntary and involuntary
18 patients, as close as possible to the patient's home;

19 (3) consultation with organizations and providers;

20 (4) prevention and education services.

21 (b) An entity eligible to receive funds under AS 47.30.540 and
22 that provides eligible community mental health services for chronical-
23 ly mentally ill adults or severely mentally ill children may, in addi-
24 tion to funds received for program elements provided under (a) of this
25 section, receive funds from the department for one or more of the
26 following program elements:

27 (1) crisis stabilization services, which may include all or
28 any of the following:

29 (A) active community outreach;

- 1 (B) in-hospital contact;
- 2 (C) mobile crisis treatment teams of mental health
3 professionals;
- 4 (D) crisis beds to provide a short-term residential
5 program for persons experiencing an acute episode of mental
6 illness that requires temporary removal from a home environment;
- 7 (2) patient treatment services, which may include all or
8 any of the following:
- 9 (A) diagnosis, testing, and evaluation of medical
10 needs;
- 11 (B) medication monitoring;
- 12 (C) physical examinations;
- 13 (D) psychotropic medication;
- 14 (3) case management, which may include all or any of the
15 following:
- 16 (A) evaluation of patients' needs;
- 17 (B) development of individualized treatment plans;
- 18 (C) enhancement of patient access to available re-
19 sources and programs;
- 20 (D) development of interagency contacts and family
21 involvement;
- 22 (E) patient advocacy;
- 23 (4) daily structure and support, which may include all or
24 any of the following:
- 25 (A) daily living skills training;
- 26 (B) socialization activities;
- 27 (C) recreation;
- 28 (D) transportation;
- 29 (5) residential services, which may include all or any of

1 the following:

2 (A) crisis or respite care;

3 (B) board and care;

4 (C) foster care, group homes, halfway houses, or
5 supervised apartments;

6 (6) vocational services, which may include all or any of
7 the following:

8 (A) prevocational training;

9 (B) work adjustment;

10 (C) supported work;

11 (D) sheltered work;

12 (E) vocational training in which participants achieve
13 useful work experience.

14 Sec. 47.30.547. STANDARDS FOR COMMUNITY MENTAL HEALTH SERVICES.

15 An entity that provides community mental health services shall

16 (1) make services available at times and locations that
17 enable residents of the entity's service area to obtain services;

18 (2) ensure each client's right to confidentiality and
19 treatment with dignity;

20 (3) establish staffing patterns that reflect the cultural,
21 linguistic, and other social characteristics of the community and
22 that incorporate multidisciplinary professional staff to meet client
23 functional levels and diagnostic and treatment needs;

24 (4) promote client and family participation in formulating,
25 delivering, and evaluating treatment and rehabilitation.

26 * Sec. 3. AS 47.30.550 is repealed and reenacted to read:

27 Sec. 47.30.550. COST SHARING FORMULA; LIMITATIONS. (a) In a
28 district designated by the department as a poverty area, the depart-
29 ment may fund not more than 90 percent of the eligible costs of the

1 community mental health services to be furnished under an entity's
2 approved plan.

3 (b) In a district that has not been designated by the department
4 as a poverty area, the department may fund not more than 75 percent of
5 the eligible costs of the community mental health services to be
6 furnished under an entity's approved plan.

7 (c) Notwithstanding (a) and (b) of this section, if the depart-
8 ment determines that sufficient funds from other sources are unavail-
9 able, then the department shall fund the percent of the eligible costs
10 that is necessary in order to ensure that services for chronically
11 mentally ill adults and severely mentally ill children, and other
12 community mental health services to be furnished under an entity's
13 approved plan are made available by the entity. Funding under this
14 subsection is subject to the availability of legislative appropria-
15 tions for the purpose.

16 (d) Income earned by an entity through a community mental health
17 project funded under AS 47.30.520 - 47.30.620 shall be used, as ap-
18 proved by the department, to augment or enhance the entity's mental
19 health services.

20 * Sec. 4. AS 47.30.610(2) is amended to read:

21 (2) "poverty area" means a district in which 15 percent or
22 more of the population, based upon the most recent [1970] census data,
23 falls under 125 percent of the Office of Economic Opportunity poverty
24 guidelines.

25 * Sec. 5. AS 47.30.610 is amended by adding new paragraphs to read:

26 (3) "chronically mentally ill adult" means a person 18
27 years of age or older

28 (A) who has been diagnosed as having a schizophrenic,
29 major affective, or paranoid disorder, or other severe mental

1 disorder with a documented history of persistent psychotic symp-
2 toms not caused by substance abuse; and

3 (B) whose role functioning is impaired in at least two
4 of the following three ways:

5 (i) inability to function independently in the
6 role of worker, student, or homemaker;

7 (ii) inability to engage independently in personal
8 care or community living activities; or

9 (iii) inability to exhibit appropriate social
10 behavior, resulting in intervention by the mental health
11 system or judicial system;

12 (4) "severely mentally ill child" means a person under 18
13 years of age who has ed

14 (A) ~~is~~ experiencing persistent psychotic symptoms not
15 caused by substance abuse and ~~is receiving services that must be~~
16 ~~continued for maximum therapeutic benefits; or~~

17 (B) exhibits severe behavioral, emotional, or social
18 disabilities that are sufficiently intense ~~severe, or disruptive~~
19 ~~to lead to exclusion from home, school, or a therapeutic setting,~~
20 ~~and whose behavior, upon the recommendation of a psychiatrist, is~~
21 ~~considered likely to be seriously detrimental to the person's~~
22 ~~growth or safety, or to the welfare of others.~~

23 * Sec. 6. AS 47.30.600 is repealed.

24 * Sec. 7. This Act takes effect July 1, 1987.

→ to require the coordinated efforts of a treatment team providing specialized medical, residential, social and educational services to insure that the treatment is provided in the least restrictive environment.

HB 91 RELATING TO THE MENTALLY ILL.

RATIONALE

1. Mental Health Lands lawsuit prompted review of Alaska's mental health program.
2. Interim Mental Health Commission and Special Legislative Committee concluded mental health services are in desperate need of expansion.
3. Persons with the most critical mental health problems should be the treatment priority.

SUMMARY

1. Establishes as the first priority for treatment mentally ill persons at risk of immediate hospitalization, in need of continuing services, who pose a hazard to their own or others health and safety, or who are under 18 and at immediate risk of removal from their home.
2. Lists services for which community mental health centers may receive state funds.
3. Allows the department to reduce or eliminate the 25% local match requirement for services for which sufficient funds from other sources are not available.
4. Defines chronically mentally ill adult and severely mentally ill child.

FISCAL NOTE

Allows for augmentation of existing services and establishment of new services to meet the unmet needs within the mental health system, with a strong emphasis on the needs of the chronically mentally ill and persons in rural communities.

CSHB 91 (HESS) RELATING TO THE MENTALLY ILL.

Sec. 1

AS 47.30.520. Amends purpose section of Community Mental Health Act to emphasize that a range of services will be provided.

Sec. 2

AS 47.30.545. Prioritizes populations community mental health centers must serve.

- 1st, people at risk of immediate hospitalization, in need of continuing services due to a persistent disturbance, or who pose a hazard to their own or others' health and safety, and children at immediate risk of removal from their home.
- 2nd, people least able of obtaining private sector assistance (because of nature of illness, income, or geographic location)
- 3rd, others.

AS 47.30.546. Lists the type of services for which community programs may receive state funds, including services specifically for the chronically mentally ill and severely mentally ill children.

AS 47.30.547. Outlines standards providers must meet.

Sec. 3

AS 47.30.550. Allows the department to pay the full cost of mental health services (rather than requiring a 25% match as under current law) if the department determines that sufficient funds from other sources are unavailable. Limits expenditure of program fees and 3rd party reimbursements to program enhancement.

Sec. 4

AS 47.30.610. Updates definition of "poverty area" to reference the most recent census data.

Sec. 5

AS 47.30.610. Defines "chronically mentally ill adult" and "severely mentally ill child".

Sec. 6

Repeals a section of temporary law.

Sec. 7

Immediate effective date.

STATE OF ALASKA

DEPT. OF HEALTH AND SOCIAL SERVICES

OFFICE OF THE COMMISSIONER

STEVE COWFER, GOVERNOR

*PO. BOX H-01
JUNEAU, ALASKA 99811-0601
PHONE: (907) 465-3030*

April 24, 1987

The Honorable Albert P. Adams
House of Representatives
P.O. Box V
Juneau, AK 99811

Dear Representative Adams:

In a conversation with former Representative Mike Miller, he informed me of your interest in knowing the actual numbers of persons, statewide, who are chronically mentally ill.

Data from the statewide community mental health system, both public and private, indicates that there are 5,515 persons who are diagnosed as chronically mentally ill. Of this number, 1,145 are currently receiving active treatment through the state supported mental health system. This data refer to adults only. No comprehensive study has been done on children. The Department's rough estimate of severely mentally ill youth is 500.

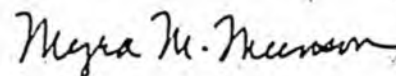
The definition of chronic mental illness includes both a medical/psychiatric diagnosis (e.g. schizophrenia or a major affective disorder) and a disturbance in social role functions rendering the individual incapable of independent living without guidance, learning opportunities and an array of community support.

The chart below lists the 27 state supported community mental health centers and the chronically mentally ill population in each service area.

MENTAL HEALTH CENTER	NUMBER IN NEED	NUMBER CURRENTLY SERVED
Anchorage	2,489	522
Fairbanks	722	96
Wasilla	410	51
Juneau	318	34
Kenai	294	23
Ketchikan	211	44
Bethel	156	76
Kodiak	134	41
Nome	97	57
Homer	94	44
Sitka	83	10
Barrow	79	26
Dillingham	68	30
Kotzebue	65	22
Aleut/Prib	48	1
Valdez	36	11
Seward	29	28
Prince of Wales	25	1
Cordova	25	3
Galena	22	4
Tok	20	9
Haines	20	5
Copper Center	19	2
McGrath	14	1
Aniak	13	1
Fort Yukon	13	1
Tanana	11	2
TOTAL	5,515	1,145

I trust that this information has been helpful. If you have any other questions, please contact me.

Sincerely,



Myra M. Munson
Commissioner

✓cc: Mike Miller

STATE OF ALASKA 1987 LEGISLATIVE SESSION
FISCAL NOTE

Bill Version: CSHB 91 (HESS)
Publish Date: HOUSE 4/15/87

REQUEST: _____

Revision Date: April 11, 1987

Agency Affected: Dept. of Health & Social Services

Title: An Act relating to the mentally ill; an providing for an effective date

BRU: _____

Sponsor: _____

Components: _____

Requestor: _____

EXPENDITURES/REVENUES: (Thousands of Dollars)

OPERATING	F. '87	FY 88	FY 89	FY 90	FY 91	FY 92
PERSONAL SERVICES		121.0	121.0	121.0	121.0	121.0
TRAVEL						
CONTRACTUAL		47.5	47.5	47.5	47.5	47.5
SUPPLIES						
EQUIPMENT						
LAND & STRUCTURES						
GRANTS, CLAIMS		1,831.5	1,831.5	1,831.5	1,831.5	1,831.5
MISCELLANEOUS						
TOTAL OPERATING		2,000.0	2,000.0	2,000.0	2,000.0	2,000.0

CAPITAL						
---------	--	--	--	--	--	--

REVENUE						
---------	--	--	--	--	--	--

FUNDING: (Thousands of Dollars)

GENERAL FUND		2,000.0	2,000.0	2,000.0	2,000.0	2,000.0
FEDERAL FUNDS						
OTHER						
TOTAL		2,000.0	2,000.0	2,000.0	2,000.0	2,000.0

POSITIONS:

FULL-TIME		2.0	2.0	2.0	2.0	2.0
PART-TIME						
TEMPORARY						

ANALYSIS : (Attach a separate page if necessary)

Please see attached.

Prepared by: Mel Henry, Director
Division: Division of Mental Health & Developmental Disabilities

Phone: 465-3370
Date: April 11, 1987

Approved by Commissioner: Myra M. Munson
Agency: Dept. of Health and Social Services

Date: April 13, 1987

Distribution (by preparer):

- Legislative Finance
- Legislative Sponsor
- Requestor
- Office of Management and Budget
- Impact Agency(ies)
- Senate Secretary

FISCAL NOTE

Allocation of \$2 Million

Grants to Community Mental Health Centers

(1) Services to chronically mentally ill persons		\$ 1,401.5
° Case Management Services	864.0	
° Daily Structure and Support	144.0	
° Residential Services	393.5	
(2) Expand Services For Existing Community Mental Health Centers		180.0
(3) Services to youth with severe emotional, mental, and behavioral disturbances - Alaska Youth Initiative		250.0
(4) Training for Secondary Consumers		47.5
(5) Mental Health Administration		121.0
° Coordinator Chronically Mentally Ill	60.0	
° Alternate Care Coordinator	61.0	
TOTAL		\$ 2,000.0

FISCAL NOTE

Personnel Services:

one (1) Mental Health Clinician II	Range 19	\$ 52,142.00
one (1) Alternative Care Coordinator	Range 20	\$ 55,598.00
		<u>\$107,640.00</u>

Travel:

Mental Health Clinician II	12 trips @ \$500	6,000.00
Alternative Care Coordinator	6 trips @ \$500	<u>3,000.00</u>
		9,000.00

Contractual:

Phone, copying, printing, 125/m x 12 x 2	<u>3,000.00</u>
--	-----------------

Supplies:

52.5/m. x 12 x 2	<u>1,260.00</u>
------------------	-----------------

Equipment:

-0-

Sub Total	\$ 121,000.00
-----------	---------------

Contractual Services	\$ 47,500.0
----------------------	-------------

Grants	\$1,831,500.0
--------	---------------

TOTAL	\$2,000,000.0
-------	---------------

FISCAL NOTE

Allocation of \$2 Million

INTRODUCTION

The following discussion describes the Division's program proposal for the allocation of \$2.0 million restored to the Community Mental Health BRU by the Governor's FY 88 revised budget. The proposal calls for an augmentation of existing services as well as the establishment of new services to meet the unmet needs within the mental health system with a strong emphasis on the needs of those persons, both adults and children who are chronically mentally ill, and persons residing in rural communities.

Major Target Populations and Activities To Be Funded:

1. Persons with chronic mental illness.....	\$1,401.5
2. Expand Services For Existing Community MH Centers.....	180.0
3. Alaska Youth Initiative.....	250.0
4. Training for Secondary Consumers.....	47.5
5. Mental Health Administration.....	<u>\$ 121.0</u>
	Total 2,000.0

ASSUMPTIONS

- Appropriate community mental health services should be available as close to one's community as possible.

- Because of population size and limited resources, not every service will be available in every community. Services will be allocated on the concept of "Levels of Care". Clients may have to travel outside the immediate community to another service site to receive a given service.
- Funding allocation will be guided by, but not limited to the following factors:
 - need for mental health services, including populations at risk;
 - population density;
 - the sole provider of mental health services in the region;
 - economic consideration (poverty, cost of living);
 - presence of special populations, e.g., elderly, CMI, or youth;
 - performance record and motivation of the existing program.
- Funds will be allocated through the community mental health centers whenever possible.
- Programs are not comprehensively funded, but should meet basic needs. As more funds come on-line, new initiative will be started and existing programs augmented.

- ° The Division should retain some administrative flexibility to place additional resources, consistent with the state plan, to enhance a comprehensive base of services delivery in a given region.
- ° Fairness must be ensured so that all persons in need are served with emphasis on those in greatest need.

SERVICES TO THE CHRONICALLY MENTALLY ILL

Data from the statewide community mental health system indicate that of the 5,500 chronically mentally ill persons in need of services, only 1,145 (20%) are currently being served. While many services for Chronically Mentally Ill individuals have been developed over the past three years, the delivery system is still unavailable for some clients and lacks comprehensiveness. Therefore, the first level of priority for the allocation of new funds is that of bringing the current system up to a basic level of service that will guarantee to every client a minimum standard of protection, health and safety as well as a minimum standard of decency and dignity.

Methodology

The methodology for targeting populations and allocating funding is already a part of the Division's Five Year Comprehensive Plan, and management system. The plan calls for providing a basic level of care for persons seeking services. Basic services are case management, medication management, and daily structure and support. The mental health districts where the majority of the Chronically Mentally Ill individuals reside include Anchorage, Fairbanks, Wasilla, Juneau, Kenai, Ketchikan, Bethel, Kodiak, Nome, and Homer.

Case Management Services are the key to maintaining Chronically Mentally Ill individuals in the community. Case managers coordinate available resources and establish a supportive and trusting relationship with the Chronically Mentally Ill clients. In order to provide case management services to the clients in these mental health districts, 24 additional case managers must be hired. The average cost of a case manager is \$36,000 per year which will result in an over all cost of \$864,000.

Daily structure and support is a program which provides meaningful activities and training in community living skills for Chronically Mentally Ill clients. Some of the above mental health districts all ready have daily structure and support programs. In order for all of the larger centers to provide this service requires an additional \$144,000.

After these basic needs have been met, the Division would target residential services as the next highest priority. Assisting clients to find appropriate, safe and sanitary living arrangement is critical. The range of residential services includes Supervised Apartment, Group Home, Adult Board and Care Facilities and Adult Foster Care. An increase of \$401,500 would provide an additional 49 beds for Chronically Mentally Ill in the above communities.

EXPAND SERVICES TO EXISTING COMMUNITY MENTAL HEALTH CENTERS

This priority is to provide special grants to three communities with large chronically mentally ill populations and extended waiting lists of clients. These programs need additional clinicians to see clients in a timely manner.

Currently, these centers have waiting periods in excess of 6 weeks. In order to assist these centers meet the demand for services a Mental Health Clinician is proposed for Wasilla, Homer, and Anchorage. The total grant award would be \$180.0.

ALASKA YOUTH INITIATIVE

The Department is requesting \$250.0 to fund the Division of Mental Health's portion of the Alaska Youth Initiative. Alaska Youth Initiative serves Alaska's most disturbed youth. Most of the youth now being served in the pilot portion of the Initiative are severely mentally ill, and exhibit severe behavioral disturbances and management problems. Unfortunately, the Division of Mental Health and Developmental Disabilities has never had funds to serve these youth in community residential placements. The Department of Education and the Division of Family and Youth Services have been forced to send these youth out of Alaska to expensive placements far from their homes. The Initiative began by using blended funds from the Department of Education, Division of Family and Youth Services, and a small amount of federal funds from Mental Health and Developmental Disabilities. The Initiative is coordinated by the Inter-Departmental Team, a group of senior staff from each agency. The agencies have proven that they can work together to develop coordinated, individualized services for these children. Many youth have been returned from out of state or prevented from leaving. Many new private sector jobs have been created to serve these youth, in communities all over the state. These funds would be combined with other State and local funds to assist in serving approximately 40 additional youth in their home communities, or as close to their communities as is possible.

Funds will be allocated through a Request For Proposal (RFP) process to residential care providers, therapeutic foster homes, and community mental health centers. Technical assistance, consultation and program monitoring will be carried out by the Initiative Program Coordinator and the Inter-Departmental Team.

TRAINING FOR SECONDARY CONSUMERS

Relatives and close friends who are involved with the care and treatment of persons who suffer severe and longterm mental illness are called secondary consumers. The mentally ill person is the primary consumer.

Families, neighbors and friends of chronically mentally ill persons have always played a significant role in providing care, support, advocacy and assistance. In an attempt to make them more effective in their informal roles as care givers and advocate, these families and friends need encouragement, support and assurance to know that they are not alone and that help is available when and where it is needed.

The Department will provide a grant of \$47,500 to the Alaska Alliance for the Mentally Ill to foster and encourage the development of a community support system through the education and training of secondary consumers throughout Alaska, especially in rural and bush communities.

The grant will be administered through the Community Mental Health BRU and be responsive to the regulations and requirements of the Division. Direct supervision will be provided by the Coordinator, Community Support Programs.

ADMINISTRATION

Administrative Support is requested in the amount of \$121.0 for two professional staff to provide the leadership necessary for the systematic arrangements of all the Chronically Mentally Ill components, including designation of agencies with fixed responsibilities for program planning, development, coordination, training, monitoring and evaluation. The leadership also involves coordination of services and training with the Department of Correction for all mentally ill offenders within the prison system.

Presently, central office administration is stretched to its limit and, without additional professional support, could not responsibly achieve the intended goals and objectives of the CMI program.

HB

92

STATE OF ALASKA 1987 LEGISLATIVE SESSION
FISCAL NOTE

No. 4

REQUEST:

Bill Version: CSHB 92(Fin)
Publish Date: HOUSE 4/28/87

Revision Date: 4/23/87
Title: An Act relating to the Alaska
Mental Health Land Trust

Agency Affected: DHSS/DMHDD
BRU: Inst. & Admin.

Sponsor: Pourchot/Mental Health Comm.
Requestor: _____

Components: Mental Health Admin.

EXPENDITURES/REVENUES: (Thousands of Dollars)

OPERATING	FY 87	FY 88	FY 89	FY 90	FY 91	FY 92
PERSONAL SERVICES		115.6	126.1	126.1	126.1	126.1
TRAVEL		34.0	34.0	34.0	34.0	34.0
CONTRACTUAL		45.4	47.2	47.2	47.2	47.2
SUPPLIES		1.6	1.8	1.8	1.8	1.8
EQUIPMENT		6.0	0	0	0	0
LAND & STRUCTURES		0	0	0	0	0
GRANTS, CLAIMS		0	0	0	0	0
MISCELLANEOUS		0	0	0	0	0
TOTAL OPERATING		203.1	209.1	209.1	209.0	209.1
CAPITAL						
REVENUE						

FUNDING: (Thousands of Dollars)

GENERAL FUND		193.1	209.1	209.1	209.1	209.1
FEDERAL FUNDS						
OTHER		10.0*				
TOTAL						

POSITIONS:

FULL-TIME		3	3	3	3	3
PART-TIME						
TEMPORARY						

ANALYSIS : (Attach a separate page if necessary)

10.0 in travel funds will be transferred from DMHDD Administration to the Mental Health Board.

Prepared by: Pat Pourchot, Vice-Chair
Division: House Finance Committee

Phone: 465-3712
Date: 4/23/87

Approved by Commissioner: *Pat Pourchot*
Agency: _____

Date: 4/23/87

Distribution (by preparer):

Legislative Finance
Legislative Sponsor
Requestor
Office of Management and Budget
Impacted Agency(ies)
Senate Secretary

FISCAL NOTE

MENTAL HEALTH BOARD

Personnel Services (11 months funding):

(1) Mental Health Board Coord.	Range 22	\$ 52,718
(1) Research Analyst III	Range 18	40,554
(1) Clerk Typist III	Range 8	22,279
		<u>\$115,551</u>

Travel:

Board travel and per diem	\$ 24,000*
4 meetings/year X 6,000/meeting	
Staff travel	10,000
5000/per prof. staff X 2	
	<u>\$ 34,000</u>

Contractual:

Phone, copying, printing, advertising	\$ 8,000
Professional services	20,000
Lease space 519 sq ft X 2.57 sq ft/mo X 11 mo.	14,666
Computer hook up 1600 X 2	3,200
	<u>\$ 45,867</u>

Supplies:

50/mo. X 11 X 3 staff	\$ 1,650
-----------------------	----------

Equipment:

2 personal computers 3000 X 2	\$ 6,000
2 printers	
Software	

TOTAL	<u>\$203,068</u>
-------	------------------

* Includes 10.0 from the DMHDD budget, currently identified for travel costs for the Governor's Mental Health Advisory Council. The 10.0 will be transferred from DMHDD Administration to the Mental Health Board.

STATE OF ALASKA 1987 LEGISLATIVE SESSION
FISCAL NOTE

REQUEST: _____

Bill Version: CSHB 92(Fin)
Publish Date: HOUSE 4/28/87

Revision Date: _____
Title: An Act relating to the federally created mental health trust
Sponsor: Rep. Pourchot
Requestor House: HESS

Agency Affected: Natural Resources
BRU: Land and water Management

Components: _____

EXPENDITURES/REVENUES: (Thousands of Dollars)

OPERATING	FY 87	FY 88	FY 89	FY 90	FY 91	FY 92
PERSONAL SERVICES		126.9				126.9
TRAVEL		29.0				14.0
CONTRACTUAL		535.0				535.0
SUPPLIES		1.0				1.0
EQUIPMENT						
LAND & STRUCTURES						
GRANTS, CLAIMS						
MISCELLANEOUS						
TOTAL OPERATING		690.9				576.9

CAPITAL						
---------	--	--	--	--	--	--

REVENUE						
---------	--	--	--	--	--	--

FUNDING: (Thousands of Dollars)

GENERAL FUND		690.9				576.9
FEDERAL FUNDS						
OTHER						
TOTAL						

POSITIONS:

FULL-TIME		3				3
PART-TIME						
TEMPORARY						

ANALYSIS : (Attach a separate page if necessary)

APA

Prepared by: Al Adams, Chairman Phone: 465-3706
Division: House Finance Committee Date: 4/27/87

Approved by Commissioner: _____ Date: _____
Agency: _____

- Distribution (by preparer):
- Legislative Finance
 - Legislative Sponsor
 - Requestor
 - Office of Management and Budget
 - Impacted Agency(ies)
 - Senate Secretary

CONTINUATION of FISCAL NOTE ANALYSIS

-- For Bill/Resolution No. .

With the passage of CSHB 92/CSSB 96 state-owned lands which have a substantial probability of remaining in state ownership in perpetuity would be used to reconstitute the Mental Health Trust. The Department of Natural Resources will be responsible for providing necessary staff support to the Interim Mental Health Trust Commission. Additionally, the department will also be responsible for the process of valuing the lands originally obtained by the state under the Alaska Mental Health Enabling Act and the replacement lands which are of equal value within legislative designations, this fiscal note assumes use of an opinion of value panel. If traditional appraisals are required to establish values, the cost of valuing the land will increase by \$700,000 for FY 88. The redetermination of the fair market value to be conducted in FY 92 would not require a traditional appraisal should one be accomplished this year. (Attached are a summary of an opinion of value covering approximately 52,000 acres of former mental health land which were selected, approved or patented to municipalities, traditional appraisals on 14 of those parcels and a comparison of the values for the 14 parcels which reveals a 7% difference in the total values between the two processes.)

Line Item Explanation

100 - Three positions - NRMI (18C) Staff - NRMI (18C) Review Appraiser - CT III (8A) Clerk,	126.9
200 - Travel to Interim Mental Health Trust Commission Meetings by Staff and the Commission members,	28.0
300 - Advertising, preparation of opinion of values on the original one million acres of MH Grant land and the equal value replacement lands, taking into account the differences in geographic areas, experience of the appraiser in the area, and any other conditions required by the Interim Mental Health Trust Commission.	535.0
400 - Supplies and commodities for Staff,	1.0

COST ESTIMATES - OPINION OF VALUE

No. 5
CSHB 92(Fin)
4/28/87

3 member panel = \$2,200/day

3,000,000 acres to be valued
Approximately 5,000 parcels per 1,000,000 acres

15,000 parcels total

65 parcels valued per day

230 days work for the panel = \$507.7

Contract typing = \$7.8

Advertising = \$2.0

Purchase Maps, Plats = \$15.0

Publication of Final Values Forms = \$2.5

Total \$535.0

MEMORANDUM

No. 5
CSHB 92(Fin)
4/28/87

TO: HB 92 (Mental Health lands) file

FILE NO.:

THRU:

TELEPHONE NO.:

fm
FROM: Frank Mielke

SUBJECT: Breakdown of costs in
fiscal note to CSHB 92-
Mental Health Lands

The breakdown of the costs for implementing CSHB 92 are as follows:

- (1) Personal services - \$126,900 for 2 Natural Resource Manager I (range 18); 1 NRM I to advertise, negotiate contracts, issue instructions, review opinions of value, etc. ; 1 NRM I land manager to prepare maps, plats, aerial photography, legal descriptions and to generally assist the commission in selecting and reviewing lands.
+ CTO who actually does the work.
- (2) Travel - \$28,000 for board travel and per diem; the commission established by section 5 will be reviewing lands for replacement, holding public hearings on those lands, and meeting with other interests groups potentially affected by the replacement and redesignation of the land.
- (3) Contractual - \$535,000 is for (a) \$500,000 for contractual services by private appraisers to prepare opinions of value for MH land within legislatively designated areas (\$200,000) and for replacement land (\$300,000); (b) \$35,000 is for contractual services in analyzing replacement lands, including mapping, platting, minor surveys, aerial photography, soil analysis and other consultant services.
- (4) Supplies - \$1,000 is principally for map reproduction copy paper, and other office supplies.

DELIVER TO: <i>Tom Hawkins</i>	LOCATION: <i>Comm Ofc. JNU</i>
FROM: <i>Frank Mielke / fmm</i>	LOCATION: <i>Anchorage</i>
TELEPHONE/TELECOPIER # <i>586-2754</i>	TOTAL NUMBER OF PAGES: <i>1</i>
TRANSMITTING CN/SPEED: <i>Fast</i>	DATE: <i>4/29/87</i> TIME: <i>1:15</i>
PHONE FOR PROBLEMS-NAME/NUMBER: <i>Charlotte Spence / 569-2066</i>	
COMMENTS:	

OPINION OF VALUE

No. 5
CSHB 92(Fin)
4/28/87

The opinion of value process involves three knowledgeable appraisers one from each of three geographic areas of the state (Southeast, Southcentral, and Northern). These appraisers sit as a panel, examine plats, maps and legal descriptions of mental health land and, without benefit of field inspection of the subject or comparables, render an opinion of value for each parcel of property examined. Panel members bring appraisal reports and/or market data with them to panel sessions to use as support in the valuation process. The comprehensive appraisal files of the Department of Natural Resources are also made available to the panel.

The values rendered by the panel are not considered "market value" in the strictest accepted definition of the term. Proper appraisal reports are not required nor are field inspections conducted. The panel's findings are recorded on forms provided by the Department of Natural Resources. This form contains all available information relative to the parcel and is supplemented by plats and maps. At least two members of the three member panel sign signature blocks on each form indicating that they concur with the opinion of value. The lead appraiser for the affected geo-area must be one of the two signatures appearing on each parcel form.

The objective of using the panel method is to obtain a reasonable value estimate, at reasonable expense, in the shortest possible timeframe of the lands in total. The success of this process depends upon the expertise, appraisal background and market data resource each member brings to the panel.

personal ANCHORAGE-APPRAISAL/OPINION OF VALUE
on-site *panel w/pics, etc.*

Parcel	Appraisal		Opinion of Value		Percent Change
	Date	Value	Date	Value	
SM 196	2/27/79	805,000	2/27/79	792,000	...1.6%
SM 221	11/30/79	2,882,000	11/30/79	2,541,500	13.4%
SM 223	7/19/78	1,778,000	7/19/78	2,613,600	47%
SM 223	12/5/86	(5,691,000)	None for this date		
SM 224	11/30/79	2,292,000	11/30/79	1,760,000	30%
SM 271	7/19/78	(1,043,000)	None for this date		
SM 271	12/5/86	1,639,000	10/4/85	1,280,000	28%

*7% higher -
 as an average*

Ct. says do full blown appraisal

JUNEAU-APPRAISAL/OPINION OF VALUE

<u>Parcel</u>	<u>Appraisal</u>		<u>Opinion of Value</u>		<u>Percent Change</u>
	<u>Date</u>	<u>Value</u>	<u>Date</u>	<u>Value</u>	
CRM 86	7/19/78	42,750	7/19/78	20,000	214%
CRM 86	7/14/81	59,000	7/14/81	24,000	246%
CRM 90	7/19/78	(1,450,000)	None for this date		
CRM 90	7/14/81	1,900,000	7/14/81	407,000	467%
CRM 110	7/19/78	14,000	7/19/78	30,000	214%
CRM 110	5/1/80	19,275	5/1/80	35,000	182%
CRM 151	7/19/78	547,000	7/19/78	972,500	178%
CRM 151	7/14/81	607,000	7/14/81	1,215,600	200%
CRM 177	7/19/78	31,300	7/19/78	47,000	50%
CRM 177	7/14/81	46,950	7/14/81	54,800	17%
CRM 211	7/19/78	1,475,000	7/19/78	1,145,700	29%
CRM 211	7/14/81	2,000,000	7/14/81	1,309,400	53%

FAIRBANKS-APPRAISAL/OPINION OF VALUE

<u>Parcel</u>	<u>Appraisal</u>		<u>Opinion of Value</u>		<u>Percent Change</u>
	<u>Date</u>	<u>Value</u>	<u>Date</u>	<u>Value</u>	
FM 28	7/19/78	15,000	7/19/78	40,200	268%
FM 28	6/27/80	15,000	6/27/80	40,200	268%
FM 38	7/19/78	44,000	7/19/78	25,000	76%
FM 38	6/27/80	44,000	6/27/80	25,000	76%
FM 45	7/19/78	349,000	7/19/78	699,300	200%
FM 45	6/27/80	349,000	6/27/80	1,165,000	344%
FM 93	7/19/78	23,800	7/19/78	190,000	798%
FM 93	4/23/81	24,700	4/23/81	190,000	769%

HB

126

TELEPHONE
(907) 586-1325



SCOTT A. BURGESS
EXECUTIVE DIRECTOR

105 MUNICIPAL WAY, SUITE 301
JUNEAU, ALASKA 99801

(907) 586-1325

AML Board of Directors

POSITION PAPER

Education Foundation Formula (HB 126/SB 119)
April 1987

The 1987 Alaska Municipal League Policy Statement states in regard to funding for schools:

- (1) The Alaska State Constitution mandates in Section 1, Public Education, that the State shall establish and maintain a system of public education, open to all the children. Therefore, the League supports the State assuming full financial responsibility for a basis education.
- (2) The Legislation should establish a definition of basic education, and establish an equitable funding formula that insures this basic education is provided. Defining basic education is the key to development of a fair formula for state funding of education. The development of this formula should involve the municipalities or districts who must fund the local share of education.
- (3) Full funding should not inhibit the rights of local government to supplement state or federal funding, or to administer local schools.
- (4) The League supports and encourages local effort.
- (5) The League supports the use of forward funding to provide for basic education.
- (6) The League supports legislation that allows local school districts to have a reduction in force of teachers (tenured and non-tenured) when either student enrollment decreases or when funding is reduced.

Thus, in keeping with this policy, the League has the following responses to the Public School Foundation Formula concepts as put forth in HB 126/SB 119.

- (1) A School Foundation Formula that is fair and equitable, and a formula that defines basic education and meets the equalization requirements of the federal impact aid program should be passed this year.

AML Position Paper on Education Foundation Formula

April 1987

Page 3

- (2) School districts and municipalities enter into contracts and make other obligations based upon legislative appropriations and state commitments. Because municipalities have very limited ability to adjust their revenue sources after the levy of property taxes, the State should not unilaterally reduce appropriated funding levels where school obligated themselves in good faith reliance on state appropriations and commitments.
- (3) Because school transportation is a state mandate, there should be full funding for such school transportation.
- (4) Changes to the schedule of adjustments for geographic differences should be based solely on reasonable and actual differences in the cost of living indexes in the various areas.
- (5) In order to insure equity among the municipal school districts, an accurate and reliable data base is necessary to assure equalized assessments statewide. The League urges the Legislature to provide the support to the Department of Community and Regional Affairs needed to establish such a program.

A M E N D M E N T

Offered in the HOUSE

By

TO: CSHB 126 (Finance)

Page 10, line 15, following "balance.":

Delete "The"

Insert "A percentage of the"

Page 10, line 18, following "year.":


Insert "The percentage of the fund balance excess to be deducted from foundation aid under this section is equal to the percentage of the district's total expenditures from its school operating fund for the fiscal year that is provided to the district under this chapter."

AMENDMENT

HB 126

p. 11, line 7

school board, mayor and assessor in each district



10014 Crazy Horse Dr., Juneau, AK 99801 • (907) 586-2303

May 13, 1987

Senator Paul Fischer
Chairman
Senate Health, Education and Social Services
P.O. Box V
Juneau, Alaska 99811

Dear Senator Fischer:

The City and Borough of Juneau School District urges the passage of Committee Substitute HB126 with as few amendments as possible.

Thank you for your consideration of this matter.

Respectfully yours,

Bruce Johnston
Superintendent

cc: Kris Gray, Board President

BJ/sj

DAILY ORDER OF BUSINESS

1. ROLL CALL
2. INVOCATION
3. PLEDGE of Allegiance
4. Certification of the journal by the Secretary
journal approved or corrected
5. Introduction of GUESTS
6. Messages from the GOVERNOR
7. Messages from the HOUSE
8. COMMUNICATIONS
9. Reports of STANDING COMMITTEES
10. Reports of SPECIAL COMMITTEES
11. Introduction of RESOLUTIONS
12. Introduction of BILLS
13. Consideration of the DAILY CALENDAR
 - 2ND reading of SENATE BILLS
 - 2ND reading of HOUSE BILLS
 - 3RD reading of SENATE BILLS
 - 3RD reading of HOUSE BILLS
 - 2ND reading of Senate then House RESOLUTIONS
 - 3RD reading of Senate then House RESOLUTIONS
 - Other
14. UNFINISHED BUSINESS
15. ANNOUNCEMENTS
16. SPECIAL ORDERS
17. ADJOURNMENT

STEVE COWPER
GOVERNOR



STATE OF ALASKA
OFFICE OF THE GOVERNOR
JUNEAU

May 18, 1987

The Honorable Paul Fischer
Alaska State Legislature
Capitol, Room 508
Juneau, AK 99811

Dear Paul:

I would appreciate your vote for the House version of the school foundation bill. I do not support any amendments to that version.

Thank you for your support.

Sincerely,

A handwritten signature in cursive script, appearing to read "Steve Cowper".

Steve Cowper
Governor

CS HB 126 (Fin)

1. Page 3, Line 20. This change postpones the local contribution for a newly incorporated municipality which is a school district (a borough or first class city) for a fiscal year after incorporation. The local tax mechanism operates in such a manner that tax revenues are not received during the first year of a municipalities existence.
2. Page 3, Lines 20, deletes the provision that interest earnings and other local revenue of an REAA are subject to regulation and disposition of the department leaving these revenues derived by the REAA under it's control.
3. Page 4, Lines 2-5. This changes the phase in of local contributions from a two year phase in commencing at two mills to a three year phase in commencing at one mill.
4. Page 4, Lines 15. The concept of "funding community" is central to the distribution of aid to education under this bill. The term does not exist in prior or current law nor has it been defined. There appears to be no objective definition which will cover all cases. The department apparently intends to designate funding communities by regulation. By so doing a process which requires public input is created instead of unbridled discretion which results from over general definition.
5. Page 5, Lines 12 - 17. This creates a separate table for districts which are a single funding community with under 525 ADM thereby removing the inequity partially to small city districts which otherwise exists.

6. Page 6, Line 3 and 4. This creates a base of three units for the smallest schools, under 15 ADM, and a fractional increase per ADM from 10 to 15 which has an ADM of 3. All schools have fixed costs regardless of size - such as utilities, insurance, fuel oil.

7. Page 7, Lines 27 - 29. While the degree of the language problem is the most significant factor in increased costs for bilingual education the sheer numbers involved also bear on the cost. This change adds a change in the minimum number of units allowed by increasing the minimum from 1 to 2 where more than 15 weighted ADM is involved to also reflect this. Since the factors are percentiles, 13 weighted ADM represents more than 15 students.

8. Page 9, Line 4 and page 9 - 29. This changes the area differential of Kuspuk from 1.33 to 1.46 and that of Yukon/Koyukuk from 1.30 to 1.46

9. Page 10, Lines 25, through Page 6, Line 3. This allows a district to accumulate a fund balance for the amount the board determines will be needed for "unique circumstances" to remote school districts and defines unique circumstances, as the term is defined in current law. It includes matters such as small school populations and high travel and transportation costs. It is probably that the same result could be arrived at under the existing language by creative use of reserve accounts but this language both makes this use clear and presents limits.

10. Page 12, Line 9 and page 12, line 16. This extends the reporting time for student counts from two weeks to 30 days since some districts believe that this cannot reasonably be done in the shorter period.

11. Page 12, Line 27. This deletes the different base and reporting of centralized correspondence from that of the districts.

12. Page 15, Line 20 , through page 16, line 1. This allows contribution to teachers retirement to be made the year following the year in which the amount is determined. This allows the budget to be based on a known amount rather than a projection since contributions are actuarially adjusted during the year. This payment schedule would require an actuarial adjustment in retirement contributions from this districts and therefore does not involve costs to the state.

13. Page 16, Line 24. The two formulas in Sec. 24 (b) make transition allowances based on a percentage of state aid received in 1987 or on an amount which sums state local contributions but provides the district shall receive the lesser of these amounts. Since this is a "hold harmless" clause, its purpose of ameliorating sharp revenue declines from adoption of a system is better served if the greater of these is allowed so that a real, not imputed, hold harmless operates.

14. Page 18, Line 14 - 29. Costs of education differentials are now, and have been, based on data which has limited relevance to the differential. Costs of living indexes or other indexes are poor proxies for costs of education and salary differential as a proxy is a useful but obviously incomplete proxy. Several studies have been made which suggest the method by which an objective cost differential could be determined, and if the data necessary were collected by an objective agency such as the Department of Administration which is more equipped to do this than DOE the differentials could be set by the legislature based on information rather than incomplete data augmented by guesses. A reasonable schedule is detailed and required. Of these

requirements are not met, the foundation program is repeated as of July 1, 1988, which allows a full legislative session and entire funding process must be redeveloped.

15. Page 19, Line 5. This provides that the restrictions on fund balances in Sec.11 become effective at the beginning of the next fiscal year instead of the beginning of this fiscal year allowing a year transition.

DISTRICT	COLUMN K	FY88	TOTAL	CS/HD 126	FY88	TOTAL	COLUMN C
	PRO RATA AT 98.781428%	HOLD HARMLESS	COLUMN A PLUS COLUMN B	FY88 PROPOSED STATE AID	HOLD HARMLESS	COLUMN D PLUS COLUMN E	MINUS COLUMN F
ADAK	\$2,168,813	\$0	\$2,168,813	\$2,195,568	\$0	\$2,195,568	(\$26,755)
ALASKA GATEWAY	\$4,366,188	\$0	\$4,366,188	\$4,348,649	\$0	\$4,348,649	\$17,539
ALEUTIAN REGION	\$1,473,966	\$0	\$1,473,966	\$1,350,549	\$0	\$1,350,549	\$123,417
ANCHORAGE	\$113,286,327	\$0	\$113,286,327	\$119,745,512	\$0	\$119,745,512	(\$1,459,185)
ANNETTE ISLAND	\$1,159,461	\$127,198	\$1,286,659	\$1,127,564	\$65,487	\$1,193,051	\$93,608
BERING STRAIT	\$10,963,050	\$0	\$10,963,050	\$11,098,291	\$0	\$11,098,291	(\$135,241)
BRISTOL BAY	\$1,421,842	\$0	\$1,421,842	\$1,439,382	\$0	\$1,439,382	(\$17,540)
CHATHAM	\$2,080,957	\$0	\$2,080,957	\$2,044,828	\$0	\$2,044,828	\$36,129
CHUGACH	\$1,442,869	\$0	\$1,442,869	\$1,460,668	\$0	\$1,460,668	(\$17,799)
COPPER RIVER	\$4,504,124	\$0	\$4,504,124	\$4,491,287	\$0	\$4,491,287	\$12,837
CORCOVA	\$2,148,761	\$0	\$2,148,761	\$2,125,468	\$0	\$2,125,468	\$23,293
CRAIG	\$1,342,645	\$0	\$1,342,645	\$1,266,208	\$0	\$1,266,208	\$76,437
DELTA GREELY	\$4,782,912	\$0	\$4,782,912	\$4,741,914	\$0	\$4,741,914	(\$59,002)
DILLINGHAM	\$2,583,022	\$490,380	\$3,073,402	\$2,481,686	\$341,591	\$2,823,277	\$250,125
FAIRBANKS	\$45,907,698	\$0	\$45,907,698	\$46,474,017	\$0	\$46,474,017	(\$566,319)
GALENA	\$1,109,272	\$189,442	\$1,298,714	\$1,005,956	\$269,660	\$1,275,616	\$23,098
HAINES	\$1,928,164	\$0	\$1,928,164	\$1,951,950	\$0	\$1,951,950	(\$23,786)
HOONAH	\$1,421,309	\$0	\$1,421,309	\$1,341,642	\$0	\$1,341,642	\$79,667
HYDABURG	\$1,085,538	\$0	\$1,085,538	\$975,329	\$0	\$975,329	\$110,209
IDITAROD	\$4,269,678	\$0	\$4,269,678	\$4,114,749	\$0	\$4,114,749	\$154,929
JUNEAU	\$13,843,559	\$0	\$13,843,559	\$13,969,334	\$0	\$13,969,334	(\$125,775)
KAKE	\$1,194,120	\$0	\$1,194,120	\$1,115,851	\$0	\$1,115,851	\$78,269
KASHUNAMIUT	\$1,548,985	\$0	\$1,548,985	\$1,448,093	\$0	\$1,448,093	\$100,892
KENAI	\$28,561,967	\$0	\$28,561,967	\$28,914,309	\$0	\$28,914,309	(\$352,342)
KETCHIKAN	\$8,161,577	\$0	\$8,161,577	\$8,262,259	\$0	\$8,262,259	(\$100,682)
KING COVE	\$1,276,876	\$0	\$1,276,876	\$1,159,428	\$0	\$1,159,428	\$117,448
KLAWOCK	\$1,159,139	\$0	\$1,159,139	\$1,081,038	\$0	\$1,081,038	\$78,101
KODIAK	\$12,280,765	\$0	\$12,280,765	\$12,429,261	\$0	\$12,429,261	(\$148,496)
KUSPUK	\$4,100,999	\$0	\$4,100,999	\$3,554,589	\$166,231	\$3,720,820	\$380,179
LAKE & PENINSULA	\$4,739,683	\$0	\$4,739,683	\$4,326,552	\$0	\$4,326,552	\$413,131
LOWER KUSKOKWIM	\$25,715,223	\$0	\$25,715,223	\$26,032,447	\$0	\$26,032,447	(\$317,224)
LOWER YUKON	\$9,508,600	\$0	\$9,508,600	\$9,625,899	\$0	\$9,625,899	(\$117,299)
MAT-SU	\$31,749,487	\$0	\$31,749,487	\$32,075,150	\$0	\$32,075,150	(\$325,663)
NENANA	\$1,739,774	\$0	\$1,739,774	\$1,653,236	\$41,713	\$1,694,949	\$44,825
NOKE	\$4,502,789	\$0	\$4,502,789	\$4,477,936	\$0	\$4,477,936	\$24,853
NORTH SLOPE	\$6,581,388	\$1,321,578	\$7,902,966	\$6,662,576	\$1,124,922	\$7,787,498	\$115,468
NORTHWEST ARCTIC	\$12,466,517	\$0	\$12,466,517	\$12,620,305	\$0	\$12,620,305	(\$153,788)
PELICAN	\$596,887	\$0	\$596,887	\$604,250	\$0	\$604,250	(\$7,363)
PETERSBURG	\$2,655,860	\$0	\$2,655,860	\$2,688,623	\$0	\$2,688,623	(\$32,763)
PRIBILOF	\$1,291,714	\$0	\$1,291,714	\$1,229,649	\$0	\$1,229,649	\$62,065
RAILBELT	\$3,076,579	\$0	\$3,076,579	\$3,040,732	\$0	\$3,040,732	\$35,847
SAND POINT	\$1,156,569	\$0	\$1,156,569	\$1,037,036	\$0	\$1,037,036	\$119,533
SITKA	\$6,173,926	\$0	\$6,173,926	\$6,190,088	\$0	\$6,190,088	(\$16,162)
SKAGWAY	\$937,884	\$0	\$937,884	\$839,054	\$0	\$839,054	\$98,830
SOUTHEAST ISLANDS	\$4,223,739	\$0	\$4,223,739	\$4,013,643	\$0	\$4,013,643	\$210,096
SOUTHWEST REGION	\$4,692,938	\$0	\$4,692,938	\$4,640,430	\$0	\$4,640,430	\$52,508
ST. MARY'S	\$1,399,320	\$117,078	\$1,516,398	\$1,280,382	\$244,298	\$1,524,680	(\$8,282)
TANANA	\$860,768	\$91,889	\$952,657	\$871,386	\$81,498	\$952,884	(\$227)
UNALASKA	\$1,119,854	\$0	\$1,119,854	\$1,019,669	\$0	\$1,019,669	\$100,185
VALDEZ	\$2,513,607	\$261,982	\$2,775,589	\$2,544,615	\$127,089	\$2,671,704	\$103,885
WRANGELL	\$2,363,722	\$0	\$2,363,722	\$2,347,881	\$0	\$2,347,881	\$15,841
YAKUTAT	\$1,170,033	\$0	\$1,170,033	\$1,071,067	\$0	\$1,071,067	\$98,966
YUKON FLATS	\$5,152,177	\$0	\$5,152,177	\$4,988,334	\$0	\$4,988,334	\$163,843
YUKON-KOYUKUK	\$6,033,502	\$0	\$6,033,502	\$5,403,532	\$0	\$5,403,532	\$629,970
YUPIIT	\$2,772,275	\$0	\$2,772,275	\$2,806,474	\$0	\$2,806,474	(\$34,199)
=====							
TOTALS	\$431,769,398	\$2,599,547	\$434,368,945	\$431,906,325	\$2,462,489	\$434,368,814	\$131
=====							



Alaska State Legislature

Senate

Official Business

P.O. BOX V
State Capitol
Juneau, Alaska 99811

FROM: Senator Jay Kerttula

TO: Senate HESS Committee

DATE: May 4, 1987

SUBJ: Amendments to CS for HB 126 (Finance), "An Act relating to the public school foundation program,"

COMPARISON OF EFFECT OF A 25% REDUCTION IN AREA COST DIFFERENTIAL VERSUS 33 1/3% REDUCTION.

If the proposed amendment to make an across the board change to cost of living differentials is changed from one third to a twenty five percent cut, and if the cost savings are reflected in a lower instructional unit value, revenues of the following school districts would be reduced as follows:

Anchorage	698,197
Kenai	260,901
Mat-Su	250,607

Cordova's loss would be reduced 25% from 36,096 to 27,072.

AMENDMENTS TO HOUSE FINANCE VERSION OF HB 126 SCHOOL FOUNDATION PROGRAM.

1. Reduce the Area Cost Differential

The proposed amendment to reduce the area cost differential by one third across the board, and to increase the instructional unit value to 61,400, would effect the highest area cost differential districts the most. However, the reduced area cost differentials would still be essentially in excess of the school district's actual salary cost differentials using Anchorage as the base. Teacher salaries comprise the majority of the cost of operating a school district. These are the differences:

<u>School District</u>	<u>Adjusted Area Cost Diff.</u>	<u>Actual Teacher Salary Difference</u>
North Slope	1.42	1.41
Yukon Flats	1.42	1.25
Northwest Arctic	1.42	1.19
Lower Kuskokwim	1.38	1.25
Bering Straits	1.34	1.35

Bering Straits is the exception to the rule.

On the average, the adjusted cost of living differential exceeds the actual difference in teachers salaries by about 7%.

Actual teachers salaries for FY 85-FY 86 are listed at the last page of the sectional analysis of SB 119.

If teacher salaries were the only cost of school operations, the school districts would receive on the average 6.6% more than needed to pay actual salaries.

Item 4 of the narrative supporting the one third across the board reduction in the area cost differential states that there is a lack of reliable cost information to rely upon and that the legislature must consequently make a "policy call" on the appropriate area cost differential.

2. Vocational Education Instructional Units

Page 6, lines 4 through 14, the House Finance Committee has substituted new language on vocational education for the language in the original HB 126. Before the Senate HESS Committee accepts the House Finance language, Senate HESS should know the reasons for the House Finance change, the dollar impact of the change, and whether the Department of Education agrees that the change more realistically allocates revenues for the actual cost of the program.

Department of Education used the term "high-cost vocational education course." The House Finance Committee dropped this term. With the House Finance Committee language, is there a possibility that a school district can create a profit center for purposes of establishing a flow of state monies to the school district in excess of the cost of the vocational education program? The Department of Education should respond to this question so that its answer is on record.

The words added by the House Finance Committee at the end of the section "whichever is greater" is obviously necessary to prevent double counting of some initial fixed costs.

3. Foundation Concept in Purpose Section

Page 13 line 13, the House Finance Committee dropped the word "adequate" and substituted "equitable." With the foundation approach to school funding, the state school finance bill should be "equitable and adequate". Therefore, line 13 should be amended to read "equitable and adequate" level of educational opportunities for those in...

The word "adequate" as used in DOE's original version should be retained. It would not hurt to add the House Finance committee words, "equitable", but "adequate" should not be deleted.

If there is a reason for the House Finance Committee striking the word "adequate" that reason should be explained. If the intent is to inadequately fund a particular school district or group of school districts, and to adequately fund others, which districts are to be inadequately funded? In the foundation bill, which allocates a sufficient amount of local, federal and state monies for a statewide system of education which the legislature deems adequate, there should be no double standard with certain school districts being adequately funded from a combination of sources and others inadequately funded.

4. Retention of Responsibility for Teacher's Retirement System "PRS" Payments by the State.

If there is an intention to keep the responsibility for teacher retirement system payments as they are now, Section 22 in the House version of HB 126, at page 15, lines 5 thru 11 should be deleted. CSHB (Fin) deletes the word "one half" in the original AS 14.25.070.

A M E N D M E N T

TO: CSHB 126 (FIN)

Page 7, Lines 21 - 29

Page 8, Lines 1 - 29

Page 9, Lines 1 - 17

Delete all material and insert:

Adak	1.18
Alaska Gateway	1.13
Aleutian Region	1.21
Anchorage	1.00
Annette Island	1.02
Bearing Strait	1.26
Bristol Bay	1.18
Chatham	1.02
Chugach	1.09
Copper River	1.09
Cordova	1.07
Craig	1.02
Delta/Greely	1.11
Dillingham	1.18
Fairbanks	1.03
Galena	1.20
Haines	1.03
Hoonah	1.05

Hydaburg	1.02
Iditarod	1.22
Juneau	1.00
Kake	1.02
Kashunamiut	1.22
Kenai	1.00
Ketchikan	1.00
King Cove	1.18
Klawock	1.02
Kodiak	1.06
Kuspuk	1.22
Lake & Peninsula	1.21
Lower Kuskokwim	1.28
Lower Yukon	1.23
Mat-Su	1.00
Nenana	1.13
Nome	1.23
North Slope	1.30
Northwest Arctic	1.30
Pelican	1.05
Petersburg	1.00
Pribilof	1.20
Railbelt	1.15
Sand Point	1.18
Sitka	1.00
Skagway	1.03
Southeast Island	1.03
Southwest Region	1.21

St. Mary's	1.20
Tanana	1.20
Unalaska	1.18
Valdez	1.07
Wrangell	1.00
Yakutat	1.05
Yukon Flats	1.31
Yukon-Koyukuk	1.23
Yupiit	1.27

Page 9, Line 21, following "is"

Delete "\$60,000"

Insert "\$61,400"

THE EFFECT OF THE PROPOSED ADMENDMENT

- A) It Reduces the Area Cost Differentials by 1/3 across the board - equally.
As a result, the total number of adjusted units is reduced by 280.58 or by 2.8 percent.
- B) It Increases state aid equally for all units. Basic Need increases from \$60,000 to \$61,400.
- C) It saves the State \$2,233,400 million. Total State Aid required goes from \$438,610,782 to \$436,377,382.
- D) These savings can be used to fund community schools; or for whatever purpose the Legislature desires.
- E) The Hold Harmless provision continues to protect every school district. No district will have to absorb any cut greater than 10% in adjusted units. Hold Harmless increases from \$2,462,489 to \$4,318,440 or \$1,855,951; this protects all districts from cuts greater than 10 percent.
- F) The subsidy for phasing in local mil rate efforts is left untouched. The formula still provides a phase-in subsidy of \$1,416,628.
- G) Only Anchorage will be required to increase its local effort. Local effort will increase from \$64,656,060 to \$66,164,701 or by \$1,508,641.
- H) The amendment still leaves 22 School Districts that provide no local funds for education.
- I) 26 School Districts either gain or remain unchanged. 29 School Districts are reduced (Reductions range from \$3,536 in Pelican to \$2,478,864 in Lower Kuskokwim).
- J) This amendment increases education support for 80-85% of Alaska's children, represented by 32 members of this legislature.

AREA COST DIFFERENTIALS: LITTLE MORE THAN A POLICY CALL

1) What are they based on? According to the Administration transmittal letter the area cost differentials in the original version of HB126 are based upon an arbitrator's decision, dated October 24, 1986, setting area cost differentials in salaries of Alaska Public Employees Association employees working in various regions of the state.

2) The House HESS letter of intent stated that "Due to any other comprehensive and objective approach, the Committee supports the use of the differentials in HB126. We strongly suggest, however, that the data upon which the differentials were developed be re-examined and adjusted so that the actual costs of school operations, rather than the costs of living, are more accurately represented.

3) However, in the House Finance committee the area cost differentials for many districts were changed. The differentials were increased for these districts as follows:

Kuspuk	10.0%
Lake & Peninsula	14.8%
Lower Kuskokwim	10.5%
Lower Yukon	16.7%
North Slope	7.1%
Northwest Arctic	7.1%
Pelican	60.0%
Pribilof	11.1%
Railbelt	15.0%
Southeast Island	from no area differential to 4%
Southwest Region	14.8%
Yakutat	60.0%
Yukon Flats	9.5%
Yukon-Koyukuk	13.3%
Yupit	36.7%

4) Until we have an exhaustive study that truly examines the actual cost of providing an equal education in the different school districts of our State the area cost differentials are essentially a policy call of the legislature.

HB126 sets area cost differentials that all of us hope will be interim figures; waiting revision when DOE completes an in depth study of true costs.

DEPARTMENT OF EDUCATION
 GOVERNOR'S PUBLIC SCHOOL FOUNDATION FUNDING PROPOSAL
 CSHB 126 (FINANCE) REVISED APRIL 24, 1987

(ALLOTMENT AT \$61,400) (ALLOTMENT AT \$60,000)

SCHOOL DISTRICT	FY88 PROPOSED STATE AID	FY88 HOLD HARMLESS	FY88 PROPOSED STATE AID	FY88 HOLD HARMLESS	GAIN OR LOSS TO DISTRICTS \$61,400 VS \$60,000
ADAK	\$1,999,432	\$0	\$2,195,568	\$0	(\$196,136)
ALASKA GATEWAY	\$4,208,085	\$0	\$4,348,649	\$0	(\$140,564)
ALEUTIAN REGION	\$1,260,611	\$0	\$1,350,549	\$0	(\$89,938)
ANCHORAGE	\$122,539,574	\$0	\$119,745,512	\$0	\$2,794,062
ANNETTE ISLAND	\$1,161,526	\$31,525	\$1,127,564	\$65,487	\$0
BERING STRAIT	\$9,991,459	\$0	\$11,098,291	\$0	(\$1,106,832)
BRISTOL BAY	\$1,335,608	\$0	\$1,439,382	\$0	(\$103,774)
CHATHAM	\$2,083,180	\$0	\$2,044,828	\$0	\$38,352
CHUGACH	\$1,425,362	\$0	\$1,460,668	\$0	(\$35,306)
COPPER RIVER	\$4,386,175	\$0	\$4,491,287	\$0	(\$105,112)
CORDOVA	\$2,089,372	\$0	\$2,125,468	\$0	(\$36,096)
CRAIG	\$1,285,882	\$0	\$1,266,208	\$0	\$19,674
DELTA GREELY	\$4,719,490	\$0	\$4,841,914	\$0	(\$122,424)
DILLINGHAM	\$2,320,898	\$502,379	\$2,481,686	\$341,591	\$0
FAIRBANKS	\$47,356,868	\$0	\$46,474,017	\$0	\$882,851
GALENA	\$921,298	\$354,318	\$1,005,956	\$269,660	\$0
HAINES	\$1,961,634	\$0	\$1,951,950	\$0	\$9,684
HOONAH	\$1,333,464	\$0	\$1,341,642	\$0	(\$8,178)
HYDABURG	\$988,901	\$0	\$975,329	\$0	\$13,572
IDITAROD	\$3,810,609	\$290,774	\$4,114,749	\$0	(\$13,366)
JUNEAU	\$14,453,552	\$0	\$13,969,334	\$0	\$484,218
KAKE	\$1,134,403	\$0	\$1,115,851	\$0	\$18,552
KASHUNAMIUT	\$1,328,971	\$0	\$1,448,093	\$0	(\$119,122)
KENAI	\$29,957,911	\$0	\$28,914,309	\$0	\$1,043,602
KETCHIKAN	\$8,539,599	\$0	\$8,262,259	\$0	\$277,340
KING COVE	\$1,090,668	\$0	\$1,159,428	\$0	(\$68,760)
KLAWOCK	\$1,098,818	\$0	\$1,081,038	\$0	\$17,780
KODIAK	\$12,357,357	\$0	\$12,429,261	\$0	(\$71,904)
KUSPLUK	\$3,262,435	\$458,385	\$3,554,589	\$166,231	\$0
LAKE & PENINSULA	\$4,032,950	\$708	\$4,326,552	\$0	(\$292,894)
LOWER KUSKOKWIM	\$23,553,583	\$0	\$26,032,447	\$0	(\$2,478,864)
LOWER YUKON	\$8,661,855	\$0	\$9,625,899	\$0	(\$964,044)
MAT-SU	\$33,077,578	\$0	\$32,075,150	\$0	\$1,002,428
NENANA	\$1,589,888	\$105,061	\$1,653,236	\$41,713	\$0
NOME	\$4,164,407	\$0	\$4,477,936	\$0	(\$313,530)
NORTH SLOPE	\$6,112,771	\$1,690,955	\$6,662,576	\$1,124,922	\$16,228
NORTHWEST ARCTIC	\$11,251,769	\$0	\$12,620,305	\$0	(\$1,368,536)
PELICAN	\$600,714	\$0	\$604,250	\$0	(\$3,536)
PETERSBURG	\$2,764,181	\$0	\$2,688,623	\$0	\$75,558
PRIBILOF	\$1,128,115	\$0	\$1,229,649	\$0	(\$101,534)
RAILBELT	\$2,903,798	\$0	\$3,040,732	\$0	(\$136,934)
SAND POINT	\$971,802	\$0	\$1,037,036	\$0	(\$65,234)
SITKA	\$6,377,660	\$0	\$6,190,088	\$0	\$187,572
SKAGWAY	\$843,266	\$0	\$839,054	\$0	\$4,212
SOUTHEAST ISLAND	\$4,077,861	\$0	\$4,013,643	\$0	\$64,218
SOUTHWEST REGION	\$4,290,794	\$0	\$4,640,430	\$0	(\$349,636)
ST. MARY'S	\$1,204,684	\$319,997	\$1,280,382	\$244,298	\$1
TANANA	\$809,986	\$142,898	\$871,386	\$81,498	\$0
UNALASKA	\$943,009	\$0	\$1,019,669	\$0	(\$76,660)
VALDEZ	\$2,510,151	\$163,380	\$2,544,615	\$127,089	\$1,827
WRANGELL	\$2,412,855	\$0	\$2,347,881	\$0	\$64,974
YAKUTAT	\$1,065,298	\$0	\$1,071,067	\$0	(\$5,770)
YUKON FLATS	\$4,522,502	\$0	\$4,988,334	\$0	(\$465,832)
YUKON-KOYUKUK	\$4,985,250	\$0	\$5,403,532	\$0	(\$418,282)
YUPIIT	\$2,505,180	\$258,060	\$2,806,474	\$0	(\$43,234)
=====					
TOTALS	\$427,765,049	\$4,318,440	\$431,906,325	\$2,462,489	(\$2,285,327)
=====					
STATE CORR STUDY ->>	\$2,277,265		\$2,225,340		\$51,925
VALDEZ CONTRACT ->>>	\$600,000		\$600,000		
HOLD HARMLESS --->>>	\$4,318,440		\$2,462,489		\$1,855,951
STATE SUBSIDY --->>>	\$1,416,628		\$1,416,628		
=====					
TOTAL STATE AID ->>>	\$436,377,382		\$438,610,782		

DEPARTMENT OF EDUCATION
GOVERNOR'S PUBLIC SCHOOL FOUNDATION FUND
CSHB 126 (FINANCE)

A SCHOOL DISTRICT	#2 PROPOSED		#3 PROPOSED	ADJUSTED UNITS #3
	TOTAL UNITS	AREA COST DIFF.	AREA DIFF. AT 1/3rd IF OVER 1.00	
ADAK	52.337	1.27	1.18	61.76
ALASKA GATEWAY	69.682	1.19	1.13	78.74
ALEUTIAN REGION	20.930	1.31	1.21	25.33
ANCHORAGE	3,078.861	1.00	1.00	3,078.86
ANNETTE ISLAND	41.010	1.03	1.02	41.83
BERING STRAIT	183.428	1.39	1.26	231.12
BRISTOL BAY	27.620	1.27	1.18	32.59
CHATHAM	45.762	1.03	1.02	46.68
CHUGACH	24.042	1.14	1.09	26.21
COPPER RIVER	71.483	1.14	1.09	77.92
CORDOVA	39.593	1.11	1.07	42.36
CRAIG	23.440	1.03	1.02	23.91
DELTA GREELY	84.540	1.16	1.11	93.84
DILLINGHAM	42.867	1.27	1.18	50.58
FAIRBANKS	1,048.299	1.04	1.03	1,079.75
GALENA	19.607	1.30	1.20	23.53
HAINES	37.918	1.05	1.03	39.06
HOONAH	25.457	1.08	1.05	26.73
HYDABURG	16.650	1.03	1.02	16.98
IDITAROD	62.212	1.33	1.22	75.90
JUNEAU	345.874	1.00	1.00	345.87
KAKE	22.237	1.03	1.02	22.11
KASHUNAMIUT	24.400	1.33	1.22	29.77
KENAI	745.429	1.00	1.00	745.43
KETCHIKAN	198.104	1.00	1.00	198.10
KING COVE	18.307	1.27	1.18	21.60
KLAWOCK	21.270	1.03	1.02	21.70
KODIAK	226.079	1.09	1.06	239.64
KUSPUK	59.743	1.33	1.22	72.89
LAKE & PENINSULA	68.237	1.31	1.21	82.57
LOWER KUSKOKWIM	375.184	1.42	1.28	480.24
LOWER YUKON	176.048	1.35	1.23	216.54
MAT-SU	716.023	1.00	1.00	716.02
NENANA	24.057	1.20	1.13	27.18
NOME	64.271	1.34	1.23	79.05
NORTH SLOPE	136.548	1.45	1.30	177.51
NORTHWEST ARCTIC	190.587	1.45	1.30	247.76
PELICAN	10.250	1.08	1.05	10.76
PETERSBURG	53.971	1.00	1.00	53.97
FRIBILOF	23.490	1.30	1.20	28.19
RAILBELT	42.778	1.23	1.15	49.19
SAND POINT	17.530	1.27	1.18	20.69
SITKA	133.975	1.00	1.00	133.98
SKAGWAY	17.067	1.05	1.03	17.58
SOUTHEAST ISLAND	76.577	1.04	1.03	78.87
SOUTHWEST REGION	81.207	1.31	1.21	98.26
ST. MARY'S	17.411	1.30	1.20	20.93
TANANA	14.107	1.30	1.20	17.00
UNALASKA	20.423	1.27	1.18	24.10
VALDEZ	59.000	1.11	1.07	63.13
WRANGELL	46.407	1.00	1.00	46.41
YAKUTAT	18.520	1.08	1.05	19.45
YUKON FLATS	64.978	1.46	1.31	85.12
YUKON-KOYUKUK	85.670	1.34	1.23	105.37
YUPIIT	45.507	1.41	1.27	57.79

TOTALS 9,257.10 9,829.02

DELTA GREELY	\$5,761,776	\$1,042,200	\$1,042,200	\$4,719,576	\$1,400	\$8,503	\$7,012	\$65,886
DILLINGHAM	\$3,105,612	\$130,663	\$130,663	\$2,974,949	\$1,400	\$17,511	\$30	\$3,023,030
FAIRBANKS	\$66,296,650	\$18,907,656	\$18,907,656	\$47,388,994	\$1,400	\$3,418	\$18,828	\$39,154
GALENA	\$1,444,742	\$80,428	\$80,428	\$1,364,314	\$1,400	\$9,997	\$1,182	\$150,221
HAINES	\$2,398,284	\$390,486	\$390,486	\$2,007,798	\$1,400	\$19,997	\$1,182	\$2,029,377

A	B	E	I	K	L	M	N	O
SCHOOL DISTRICT	FY88 PROJECTED BASIC NEED \$61,400	REQUIRED LOCAL EFFORT	DEDUCTIBLE PL874	FY88 PROPOSED STATE AID	BASIC NEED PER UNIT	REQ. LOCAL EFFORT PER UNIT	PL874 DEDUCTIBLE PER UNIT	FY 88 STATE AID PER UNIT
ADAK	\$3,792,064	\$0	\$1,792,632	\$1,999,432	\$61,400	\$0	\$29,026	\$32,374
ALASKA GATEWAY	\$4,834,636	\$0	\$626,551	\$4,208,085	\$61,400	\$0	\$7,957	\$53,443
ALEUTIAN REGION	\$1,555,262	\$0	\$294,651	\$1,260,611	\$61,400	\$0	\$11,632	\$49,767
ANCHORAGE	\$189,042,004	\$66,164,701	\$337,729	\$122,539,574	\$61,400	\$21,490	\$110	\$39,800
ANNETTE ISLAND	\$2,568,362	\$0	\$1,406,836	\$1,161,526	\$61,400	\$0	\$33,632	\$27,768
BERING STRAIT	\$14,190,768	\$0	\$4,199,309	\$9,991,459	\$61,400	\$0	\$18,169	\$43,231
BRISTOL BAY	\$2,001,026	\$406,164	\$259,254	\$1,335,608	\$61,400	\$12,463	\$7,955	\$40,982
CHATHAM	\$2,866,152	\$0	\$782,972	\$2,083,180	\$61,400	\$0	\$16,773	\$44,627
CHUGACH	\$1,609,294	\$0	\$183,932	\$1,425,362	\$61,400	\$0	\$7,018	\$54,382
COPPER RIVER	\$4,784,288	\$0	\$398,113	\$4,386,175	\$61,400	\$0	\$5,109	\$56,291
CORDOVA	\$2,600,904	\$495,929	\$15,603	\$2,089,372	\$61,400	\$11,707	\$368	\$49,324
CRAIG	\$1,468,074	\$149,219	\$32,973	\$1,285,882	\$61,400	\$6,241	\$1,379	\$53,780
DELTA GREELY	\$5,761,776	\$0	\$1,042,286	\$4,719,490	\$61,400	\$0	\$11,107	\$50,293
DILLINGHAM	\$3,105,612	\$430,063	\$354,651	\$2,320,898	\$61,400	\$8,503	\$7,012	\$45,886
FAIRBANKS	\$66,296,650	\$18,907,656	\$32,127	\$47,356,868	\$61,400	\$17,511	\$30	\$43,859
GALENA	\$1,444,742	\$80,428	\$443,016	\$921,298	\$61,400	\$3,418	\$18,828	\$39,154
HAINES	\$2,398,284	\$390,486	\$46,164	\$1,961,634	\$61,400	\$9,997	\$1,182	\$50,221
HOONAH	\$1,641,222	\$116,950	\$190,808	\$1,333,464	\$61,400	\$4,375	\$7,138	\$49,886
HYDABURG	\$1,042,572	\$53,671	\$0	\$988,901	\$61,400	\$3,161	\$0	\$58,239
IDITAROD	\$4,660,260	\$0	\$849,651	\$3,810,609	\$61,400	\$0	\$11,194	\$50,206
JUNEAU	\$21,236,418	\$6,755,969	\$26,897	\$14,453,552	\$61,400	\$19,533	\$78	\$41,789
KAKE	\$1,392,552	\$48,754	\$209,395	\$1,134,403	\$61,400	\$2,150	\$9,233	\$50,018
KASHUNAHUT	\$1,827,878	\$0	\$498,907	\$1,328,971	\$61,400	\$0	\$16,759	\$44,641
KENAI	\$45,769,402	\$15,621,367	\$190,124	\$29,957,911	\$61,400	\$20,956	\$255	\$40,189
KETCHIKAN	\$12,163,340	\$3,617,536	\$6,205	\$8,539,599	\$61,400	\$18,261	\$31	\$43,108
KING COVE	\$1,326,240	\$97,566	\$138,006	\$1,090,668	\$61,400	\$4,517	\$6,389	\$50,494
KLAWOCK	\$1,332,380	\$23,364	\$210,198	\$1,098,818	\$61,400	\$1,077	\$9,687	\$50,637
KODIAK	\$14,713,896	\$2,209,790	\$146,749	\$12,357,357	\$61,400	\$9,221	\$612	\$51,566
KUSPIK	\$4,475,446	\$0	\$1,213,011	\$3,262,435	\$61,400	\$0	\$16,642	\$44,758
LAKE & PENINSULA	\$5,069,798	\$0	\$1,036,848	\$4,032,950	\$61,400	\$0	\$12,557	\$48,843
LOWER KUSKOKWIM	\$29,486,736	\$0	\$5,933,153	\$23,553,583	\$61,400	\$0	\$12,355	\$49,045
LOWER YUKON	\$13,295,556	\$0	\$4,633,701	\$8,661,855	\$61,400	\$0	\$21,399	\$40,001
MAT-SU	\$43,963,628	\$10,867,024	\$19,026	\$33,077,578	\$61,400	\$15,177	\$27	\$46,196
NENANA	\$1,668,852	\$72,398	\$6,566	\$1,589,888	\$61,400	\$2,664	\$242	\$58,495
NOME	\$4,853,670	\$606,540	\$82,724	\$4,164,407	\$61,400	\$7,673	\$1,046	\$52,681
NORTH SLOPE	\$10,859,116	\$3,814,690	\$971,653	\$6,112,771	\$61,400	\$21,490	\$5,474	\$34,436
NORTHWEST ARCTIC	\$15,212,464	\$940,181	\$3,020,514	\$11,251,769	\$61,400	\$3,795	\$12,191	\$45,414
PELICAN	\$660,664	\$59,950	\$0	\$600,714	\$61,400	\$5,572	\$0	\$55,828
PETERSBURG	\$3,313,758	\$541,422	\$8,155	\$2,764,181	\$61,400	\$10,032	\$151	\$51,217
PRIBILOF	\$1,730,866	\$0	\$602,751	\$1,128,115	\$61,400	\$0	\$21,382	\$40,018
RAILBELT	\$3,020,266	\$0	\$116,468	\$2,903,798	\$61,400	\$0	\$2,368	\$59,032
SAND POINT	\$1,270,366	\$298,564	\$0	\$971,802	\$61,400	\$14,430	\$0	\$46,970
SITKA	\$8,226,372	\$1,764,700	\$84,012	\$6,377,660	\$61,400	\$13,171	\$627	\$47,602
SKAGWAY	\$1,079,412	\$236,146	\$0	\$843,266	\$61,400	\$13,433	\$0	\$47,967
SOUTHEAST ISLAND	\$4,842,618	\$0	\$764,757	\$4,077,861	\$61,400	\$0	\$9,696	\$51,704
SOUTHWEST REGION	\$6,033,164	\$0	\$1,742,370	\$4,290,794	\$61,400	\$0	\$17,732	\$43,668
ST. MARY'S	\$1,285,102	\$17,805	\$62,613	\$1,204,684	\$61,400	\$851	\$2,492	\$57,558
TANANA	\$1,043,800	\$47,021	\$186,793	\$809,986	\$61,400	\$2,766	\$10,968	\$47,646
UNALASKA	\$1,479,740	\$382,258	\$154,473	\$943,009	\$61,400	\$15,861	\$6,410	\$39,129
VALDEZ	\$3,876,182	\$1,356,664	\$9,367	\$2,510,151	\$61,400	\$21,490	\$148	\$39,762
WRAKCELL	\$2,849,574	\$434,682	\$2,037	\$2,412,855	\$61,400	\$9,366	\$44	\$51,990
YAKUTAT	\$1,194,230	\$72,547	\$56,366	\$1,065,298	\$61,400	\$3,730	\$2,899	\$54,771
YUKON FLATS	\$5,226,368	\$0	\$703,866	\$4,522,502	\$61,400	\$0	\$8,269	\$53,131
YUKON-KOYUKUK	\$6,469,718	\$0	\$1,484,468	\$4,985,250	\$61,400	\$0	\$14,088	\$47,312
YUPIIT	\$3,548,306	\$0	\$1,043,126	\$2,505,180	\$61,400	\$0	\$18,050	\$43,350

TOTALS	\$603,501,828	\$137,082,205	\$38,654,577	\$427,765,049	STATEWIDE AVERAGE	\$13,946.7	\$3,932.7	\$43,520.6
					PERCENTAGE	22.7%	6.4%	70.9%

STATE CORR STUDY -----))	\$2,277,265
VALDEZ CONTRACT -----))	\$600,000
HOLD HARMLESS -----))	\$4,318,440
STATE SUBSIDY -----))	\$1,416,628
TOTAL STATE AID -----))	\$436,377,382

A	B	C	D	E	F	G	H	I	J	K
SCHOOL DISTRICT	FY89 PROJECTED BASIC NEED \$61,400	65% OF BASIC NEED	35% OF BASIC NEED	REQUIRED LOCAL EFFORT	35% BASIC NEED MINUS REQ. LOC. EFF	FY86 PL874 LESS SP. ED.	PL874 PERCENTAGE	DEDUCTIBLE PL874	65% BASIC NEED LESS DEDUC. PL874	FY88 PROPI STATE AID
ADAK	\$3,792,064	\$2,466,842	\$1,327,222	\$0	\$1,327,222	\$1,991,814	100.00%	\$1,792,632	\$672,210	\$1,999,000
ALASKA GATEWAY	\$4,834,636	\$3,142,513	\$1,692,123	\$0	\$1,692,123	\$696,167	100.00%	\$626,551	\$2,515,962	\$4,208,000
ALEUTIAN REGION	\$1,555,262	\$1,010,920	\$544,342	\$0	\$544,342	\$327,390	100.00%	\$294,651	\$716,269	\$1,260,000
ANCHORAGE	\$189,042,004	\$122,877,303	\$66,164,701	\$66,164,701	\$0	\$407,283	92.14%	\$337,729	\$122,539,574	\$122,539,000
ANNETTE ISLAND	\$2,568,362	\$1,669,435	\$898,927	\$0	\$898,927	\$1,563,151	100.00%	\$1,406,836	\$262,599	\$1,161,000
BERING STRAIT	\$14,190,768	\$9,223,999	\$4,966,769	\$0	\$4,966,769	\$4,665,899	100.00%	\$4,199,309	\$5,024,690	\$9,991,000
BRISTOL BAY	\$2,001,026	\$1,300,667	\$700,359	\$406,164	\$294,195	\$288,060	100.00%	\$259,254	\$1,041,413	\$1,335,000
CHATHAM	\$2,866,152	\$1,862,999	\$1,003,153	\$0	\$1,003,153	\$869,969	100.00%	\$782,972	\$1,080,027	\$2,083,000
CHUGACH	\$1,609,294	\$1,066,041	\$563,253	\$0	\$563,253	\$204,369	100.00%	\$183,932	\$862,109	\$1,425,000
COPPER RIVER	\$4,784,288	\$3,109,787	\$1,674,501	\$0	\$1,674,501	\$442,347	100.00%	\$398,113	\$2,711,674	\$4,386,000
CORDOVA	\$2,600,904	\$1,690,588	\$910,316	\$495,929	\$414,387	\$28,723	60.36%	\$15,603	\$1,674,985	\$2,089,000
CRAIG	\$1,468,074	\$954,248	\$513,826	\$149,219	\$364,607	\$36,636	100.00%	\$32,973	\$921,275	\$1,285,000
DELTA GREELY	\$5,761,776	\$3,745,154	\$2,016,622	\$0	\$2,016,622	\$1,158,096	100.00%	\$1,042,286	\$2,702,868	\$4,719,000
DILLINGHAM	\$3,105,612	\$2,018,648	\$1,086,964	\$430,063	\$656,901	\$394,056	100.00%	\$354,651	\$1,663,997	\$2,320,000
FAIRBANKS	\$66,296,650	\$43,092,823	\$23,203,828	\$18,907,656	\$4,296,172	\$49,181	72.58%	\$32,127	\$43,060,696	\$47,356,000
GALENA	\$1,444,742	\$939,082	\$505,660	\$80,428	\$425,232	\$539,956	91.16%	\$443,016	\$496,066	\$921,000
HAINES	\$2,398,284	\$1,558,885	\$839,399	\$390,486	\$448,913	\$52,737	97.26%	\$46,164	\$1,512,721	\$1,961,000
HOONAH	\$1,641,222	\$1,066,794	\$574,428	\$116,950	\$457,478	\$212,009	100.00%	\$190,808	\$875,986	\$1,333,000
HYDABURG	\$1,042,572	\$677,672	\$364,900	\$53,671	\$311,229	\$0	100.00%	\$0	\$677,672	\$988,000
IDITAROD	\$4,660,260	\$3,029,169	\$1,631,091	\$0	\$1,631,091	\$944,056	100.00%	\$849,651	\$2,179,518	\$3,810,000
JUNEAU	\$21,236,418	\$13,803,672	\$7,432,746	\$6,755,969	\$676,777	\$40,941	73.00%	\$26,897	\$13,776,775	\$16,453,000
KAKE	\$1,392,552	\$905,159	\$487,393	\$48,754	\$438,639	\$408,988	56.89%	\$209,395	\$695,764	\$1,134,000
KASHUNAMIUT	\$1,827,878	\$1,188,121	\$639,757	\$0	\$639,757	\$554,341	100.00%	\$498,907	\$669,214	\$1,328,000
KENAI	\$45,769,402	\$29,750,111	\$16,019,291	\$15,621,367	\$397,924	\$247,448	85.37%	\$190,124	\$29,559,987	\$29,957,000
KETCHIKAN	\$12,163,340	\$7,906,171	\$4,257,169	\$3,617,536	\$639,633	\$10,429	66.11%	\$6,205	\$7,899,966	\$8,539,000
KING COVE	\$1,326,240	\$862,056	\$464,184	\$97,500	\$366,618	\$153,339	100.00%	\$138,006	\$724,050	\$1,090,000
KLAWOCK	\$1,332,380	\$866,047	\$466,333	\$23,364	\$442,969	\$294,169	79.39%	\$210,198	\$655,849	\$1,098,000
KODIAK	\$14,713,896	\$9,564,032	\$5,149,864	\$2,209,790	\$2,940,074	\$163,055	100.00%	\$146,749	\$9,417,283	\$12,357,000
KUSPUK	\$4,475,446	\$2,909,040	\$1,566,406	\$0	\$1,566,406	\$1,347,790	100.00%	\$1,213,011	\$1,696,029	\$3,262,000
LAKE & PENINSULA	\$5,069,799	\$3,295,369	\$1,774,429	\$0	\$1,774,429	\$1,152,053	100.00%	\$1,036,848	\$2,258,521	\$4,032,000
LOWER KUSKOKWIM	\$29,486,736	\$19,166,378	\$10,320,358	\$0	\$10,320,358	\$6,592,392	100.00%	\$5,933,153	\$13,233,225	\$23,553,000
LOWER YUKON	\$13,295,556	\$8,642,111	\$4,653,445	\$0	\$4,653,445	\$5,148,557	100.00%	\$4,633,701	\$4,008,410	\$8,661,000
MAT-SU	\$43,963,628	\$28,576,358	\$15,387,270	\$10,867,024	\$4,520,246	\$36,183	58.43%	\$19,026	\$28,557,332	\$33,077,000
NENANA	\$1,668,852	\$1,084,754	\$584,098	\$72,398	\$511,700	\$7,295	100.00%	\$6,566	\$1,078,188	\$1,589,000
NOME	\$4,853,670	\$3,154,886	\$1,698,785	\$606,540	\$1,092,245	\$91,915	100.00%	\$82,724	\$3,072,162	\$4,164,000
NORTH SLOPE	\$10,899,114	\$7,084,424	\$3,814,690	\$3,814,690	\$0	\$3,951,590	27.32%	\$971,653	\$6,112,771	\$6,112,000
NORTHWEST ARCTIC	\$15,212,464	\$9,888,102	\$5,324,362	\$940,181	\$4,384,181	\$3,356,126	100.00%	\$3,020,514	\$6,867,588	\$11,251,000
PELICAN	\$660,664	\$429,432	\$231,232	\$59,950	\$171,282	\$0	100.00%	\$0	\$429,432	\$600,000
PETERSBURG	\$3,313,758	\$2,153,943	\$1,159,815	\$541,422	\$618,393	\$11,386	79.58%	\$8,155	\$2,145,788	\$2,764,000
PRIBILOF	\$1,730,866	\$1,125,063	\$605,803	\$0	\$605,803	\$669,724	100.00%	\$602,751	\$522,312	\$1,128,000
RAILBELT	\$3,020,266	\$1,963,173	\$1,057,093	\$0	\$1,057,093	\$129,409	100.00%	\$116,468	\$1,846,705	\$2,903,000
SAND POINT	\$1,270,366	\$825,738	\$444,628	\$298,564	\$146,064	\$0	100.00%	\$0	\$825,738	\$971,000
SITKA	\$8,226,372	\$5,347,142	\$2,879,230	\$1,764,700	\$1,114,530	\$162,224	57.54%	\$84,012	\$5,263,130	\$6,377,000
SKAGWAY	\$1,079,412	\$701,618	\$377,794	\$236,146	\$141,648	\$0	100.00%	\$0	\$701,618	\$843,000
SOUTHEAST ISLAND	\$4,842,618	\$3,147,702	\$1,694,916	\$0	\$1,694,916	\$849,730	100.00%	\$764,757	\$2,382,945	\$4,077,000
SOUTHWEST REGION	\$6,033,164	\$3,921,557	\$2,111,607	\$0	\$2,111,607	\$1,935,966	100.00%	\$1,742,370	\$2,179,187	\$4,290,000
ST. MARY'S	\$1,285,102	\$835,316	\$449,786	\$17,805	\$431,981	\$390,733	17.81%	\$62,613	\$772,703	\$1,204,000
TANANA	\$1,043,800	\$678,470	\$365,330	\$47,021	\$318,309	\$231,071	89.82%	\$186,793	\$491,677	\$809,000
UNALASKA	\$1,479,740	\$961,831	\$517,909	\$382,258	\$135,651	\$171,636	100.00%	\$154,473	\$807,358	\$943,000
VALDEZ	\$3,876,182	\$2,519,518	\$1,356,664	\$1,356,664	\$0	\$34,275	30.36%	\$9,367	\$2,510,151	\$2,510,000
WRANGELL	\$2,849,574	\$1,852,223	\$997,351	\$434,682	\$562,669	\$2,964	76.37%	\$2,037	\$1,850,186	\$2,412,000
YAKUTAT	\$1,194,230	\$776,250	\$417,981	\$72,547	\$345,434	\$62,652	100.00%	\$56,380	\$719,864	\$1,065,000
YUKON FLATS	\$5,226,368	\$3,397,139	\$1,829,229	\$0	\$1,829,229	\$782,074	100.00%	\$703,866	\$2,693,273	\$4,522,000
YUKON-KOYUKUK	\$6,469,718	\$4,205,317	\$2,264,401	\$0	\$2,264,401	\$1,649,409	100.00%	\$1,484,468	\$2,720,849	\$4,985,000
YUPIIT	\$3,548,306	\$2,306,399	\$1,241,907	\$0	\$1,241,907	\$1,159,029	100.00%	\$1,043,126	\$1,263,273	\$2,505,000
TOTALS	\$603,501,828	\$392,276,188	\$211,225,640	\$137,082,205	\$74,143,435	\$46,670,793		\$38,654,577	\$353,621,614	\$427,765,000

	A	P	Q	E	S	T	U	V
SCHOOL DISTRICT	FY87 LOCAL LIMITED TO 35% OR 4 MILLS	ESTIMATED FY88 LOCAL REV	REQUIRED LOCAL EFFORT	ONE HUNDRED PERCENT ASSESSED VALUE	1 MILL / UNIT	1.5 MILLS / UNIT	2 MILLS / UNIT	
ADAK			\$0					
ALASKA GATEWAY			\$0					
ALEUTIAN REGION			\$0					
ANCHORAGE	\$66,164,701	\$71,812,314	\$66,164,701	\$19,343,356,800	6,283	9,424	12,565	
ANNETTE ISLAND			\$0		0	0	0	
BERING STRAIT			\$0		0	0	0	
BRISTOL BAY	\$102,532	\$406,164	\$406,164	\$101,541,000	3,116	4,674	6,231	
CHATHAM			\$0		0	0	0	
CHUGACH			\$0		0	0	0	
COPPER RIVER			\$0		0	0	0	
CORDOVA	\$495,929	\$821,642	\$495,929	\$123,982,300	2,927	4,390	5,854	
CRAIG	\$28,735	\$149,219	\$149,219	\$37,304,700	1,560	2,340	3,120	
DELTA GREELY			\$0		0	0	0	
DILLINGHAM	\$195,000	\$430,063	\$430,063	\$107,515,700	2,126	3,188	4,251	
FAIRBANKS	\$18,907,656	\$26,049,962	\$18,907,656	\$4,726,913,900	4,378	6,567	8,756	
GALENA	\$80,428	\$88,224	\$80,428	\$20,106,900	855	1,282	1,709	
HAINES	\$390,486	\$401,474	\$390,486	\$97,621,600	2,499	3,749	4,999	
HOONAH	\$94,775	\$116,950	\$116,950	\$29,237,500	1,094	1,641	2,188	
HYDABURG	\$2,200	\$53,671	\$53,671	\$13,417,800	790	1,185	1,580	
IDITAROD			\$0		0	0	0	
JUNEAU	\$6,755,969	\$9,255,132	\$6,755,969	\$1,688,992,300	4,883	7,325	9,767	
KAKE	\$48,754	\$85,703	\$48,754	\$12,188,400	537	806	1,075	
KASHUNAMIUT			\$0		0	0	0	
KENAI	\$15,621,367	\$18,298,125	\$15,621,367	\$3,905,341,700	5,239	7,859	10,478	
KETCHIKAN	\$3,617,536	\$5,472,063	\$3,617,536	\$904,384,100	4,565	6,843	9,131	
KING COVE	\$13,000	\$97,566	\$97,566	\$24,391,400	1,129	1,694	2,258	
KLAWOCK	\$23,364	\$29,428	\$23,364	\$5,841,100	269	404	538	
KODIAK	\$2,193,596	\$2,209,790	\$2,209,790	\$552,447,400	2,305	3,458	4,611	
KUSPUK			\$0		0	0	0	
LAKE & PENINSULA			\$0		0	0	0	
LOWER KUSKOKWIM			\$0		0	0	0	
LOWER YUKON			\$0		0	0	0	
MAT-SU	\$10,867,024	\$18,600,040	\$10,867,024	\$2,715,755,900	3,794	5,691	7,588	
NENANA	\$48,001	\$72,398	\$72,398	\$18,099,500	666	999	1,332	
NOME	\$299,655	\$606,540	\$606,540	\$151,635,000	1,918	2,877	3,836	
NORTH SLOPE	\$3,814,690	\$13,962,700	\$3,814,690	\$13,570,786,300	76,451	114,676	152,902	
NORTHWEST ARCTIC	\$210,000	\$940,181	\$940,181	\$235,045,250	949	1,423	1,897	
PELICAN	\$24,126	\$59,950	\$59,950	\$14,987,400	1,393	2,089	2,786	
PETERSBURG	\$541,422	\$680,323	\$541,422	\$135,355,400	2,508	3,762	5,016	
PRIBILOF			\$0		0	0	0	
RAILBELT			\$0		0	0	0	
SAND POINT	\$105,509	\$298,564	\$298,564	\$74,641,100	3,608	5,411	7,215	
SITKA	\$1,764,700	\$3,066,801	\$1,764,700	\$441,175,000	3,293	4,939	6,586	
SKAGWAY	\$71,000	\$236,146	\$236,146	\$59,036,600	3,358	5,037	6,716	
SOUTHEAST ISLAND			\$0		0	0	0	
SOUTHWEST REGION			\$0		0	0	0	
ST. MARY'S	\$17,805	\$100,000	\$17,805	\$4,451,200	213	319	425	
TANANA	\$47,021	\$52,350	\$47,021	\$11,755,200	691	1,037	1,383	
UNALASKA	\$122,000	\$382,258	\$382,258	\$95,564,500	3,965	5,948	7,931	
VALDEZ	\$1,356,664	\$4,468,037	\$1,356,664	\$1,693,326,700	26,823	40,234	53,644	
WRANGELL	\$434,682	\$569,192	\$434,682	\$108,670,700	2,342	3,512	4,683	
YAKUTAT	\$55,277	\$72,547	\$72,547	\$18,136,700	932	1,399	1,865	
YUKON FLATS			\$0		0	0	0	
YUKON-KOYUKUK			\$0		0	0	0	
YUPIIT			\$0					
TOTALS	\$134,515,604	\$179,945,517	\$137,022,205	\$51,044,006,850				

DEPARTMENT OF EDUCATION
GOVERNOR'S PUBLIC SCHOOL FOUNDATION FUND
CSHB 126 (FINANCE)

SCHOOL DISTRICT	TOTAL UNITS	PROPOSED		ADJUSTED UNITS
		AREA COST DIFF.	AREA DIFF. AT 1/3rd IF OVER 1.00	
ADAK	52.337	1.27	1.18	61.76
ALASKA GATEWAY	69.682	1.19	1.13	78.74
ALEUTIAN REGION	20.930	1.31	1.21	25.33
ANCHORAGE	3,078.861	1.00	1.00	3,078.86
AMETTE ISLAND	41.010	1.03	1.02	41.83
BERING STRAIT	183.428	1.39	1.26	231.12
BRISTOL BAY	27.620	1.27	1.18	32.59
CHATHAM	45.762	1.03	1.02	46.68
CHUGACH	24.042	1.14	1.09	26.21
COPPER RIVER	71.483	1.14	1.09	77.92
CORDOVA	39.593	1.11	1.07	42.36
CRAIG	23.440	1.03	1.02	23.91
DELTA GREELY	84.540	1.16	1.11	93.84
DILLINGHAM	42.867	1.27	1.18	50.58
FAIRBANKS	1,048.299	1.04	1.03	1,079.75
GALENA	19.607	1.30	1.20	23.53
HAINES	37.918	1.05	1.03	39.06
HOONAH	25.457	1.08	1.05	26.73
HYDABURG	16.650	1.03	1.02	16.98
IDITAROD	62.212	1.33	1.22	75.90
JUNEAU	345.874	1.00	1.00	345.87
KAKE	22.237	1.03	1.02	22.68
KASHUNAMIUT	24.400	1.33	1.22	29.77
KENAI	745.429	1.00	1.00	745.43
KETCHIKAN	198.104	1.00	1.00	198.10
KING COVE	18.307	1.27	1.18	21.60
KLAMOCK	21.270	1.03	1.02	21.70
KODIAK	226.079	1.09	1.06	239.64
KUSPUK	59.743	1.33	1.22	72.89
LAKE & PENINSULA	68.237	1.31	1.21	82.57
LOWER KUSKOKWIM	375.184	1.42	1.28	480.24
LOWER YUKON	176.048	1.35	1.23	216.54
MAT-SU	716.023	1.00	1.00	716.02
NENANA	24.057	1.20	1.13	27.18
NONE	64.271	1.34	1.23	79.05
NORTH SLOPE	136.548	1.45	1.30	177.51
NORTHWEST ARCTIC	190.587	1.45	1.30	247.76
PELICAN	10.250	1.08	1.05	10.76
PETERSBURG	53.971	1.00	1.00	53.97
PRIBILOF	23.490	1.30	1.20	28.19
RAILBELT	42.778	1.23	1.15	49.19
SAND POINT	17.530	1.27	1.18	20.69
SITKA	133.975	1.00	1.00	133.98
SKAGWAY	17.067	1.05	1.03	17.58
SOUTHEAST ISLAND	76.577	1.04	1.03	78.87
SOUTHWEST REGION	21.207	1.31	1.21	25.33
ST. MARY'S	17.443	1.30	1.20	20.93
TANANA	14.167	1.30	1.20	17.00
UNALASKA	20.423	1.27	1.18	24.10
VALDEZ	59.000	1.11	1.07	63.13
WRANGELL	46.407	1.00	1.00	46.41
YAKUTAT	18.520	1.08	1.05	19.45
YUKON FLATS	64.978	1.46	1.31	85.12
YUKON-KOYUKUK	85.670	1.34	1.23	105.37
YUPIIT	45.507	1.41	1.27	57.79

TOTALS 9,257.10 9,829.02

DELTA GREELY	85,761,776	30	\$1,042,200	24,717,470	\$01,400	00	000000	000000
DILLINGHAM	\$3,105,612	\$430,063	\$354,651	\$2,320,898	\$61,400	\$8,503	\$7,012	\$45,886
FAIRBANKS	\$66,296,650	\$18,907,656	\$32,127	\$47,356,868	\$61,400	\$17,511	\$30	\$43,859
GALENA	\$1,444,742	\$80,428	\$443,016	\$921,298	\$61,400	\$3,418	\$18,828	\$39,154
HAINES	\$2,398,284	\$390,486	\$46,164	\$1,961,634	\$61,400	\$9,997	\$1,182	\$50,221

A	B	E	I	K	L	M	N	O				
SCHOOL DISTRICT	FY88 PROJECTED BASIC NEED \$61,400	REQUIRED LOCAL EFFORT	DEDUCTIBLE PL874	FY88 PROPOSED STATE AID	BASIC NEED PER UNIT	REQ. LOCAL EFFORT PER UNIT	PL874 DEDUCTIBLE PER UNIT	FY 88 STATE AID PER UNIT				
ADAK	\$3,792,264	\$0	\$1,792,632	\$1,999,432	\$61,400	\$0	\$29,026	\$32,374				
ALASKA GATEWAY	\$4,834,636	\$0	\$626,551	\$4,208,085	\$61,400	\$0	\$7,957	\$53,443				
ALEUTIAN REGION	\$1,555,262	\$0	\$294,651	\$1,260,611	\$61,400	\$0	\$11,632	\$49,767				
ANCHORAGE	\$189,042,004	\$66,164,701	\$337,729	\$122,539,574	\$61,400	\$21,490	\$110	\$39,800				
ANNETTE ISLAND	\$2,568,362	\$0	\$1,406,836	\$1,161,526	\$61,400	\$0	\$33,632	\$27,768				
BERING STRAIT	\$14,190,768	\$0	\$4,199,309	\$9,991,459	\$61,400	\$0	\$18,169	\$43,231				
BRISTOL BAY	\$2,001,026	\$406,164	\$259,254	\$1,335,608	\$61,400	\$12,463	\$7,955	\$40,982				
CHATHAM	\$2,866,152	\$0	\$782,972	\$2,083,180	\$61,400	\$0	\$16,773	\$44,627				
CHUGACHI	\$1,609,294	\$0	\$183,932	\$1,425,362	\$61,400	\$0	\$7,018	\$54,382				
COPPER RIVER	\$4,784,288	\$0	\$398,113	\$4,386,175	\$61,400	\$0	\$5,109	\$56,291				
CORDOVA	\$2,600,534	\$495,929	\$15,603	\$2,089,372	\$61,400	\$11,707	\$368	\$49,324				
CRAIG	\$1,468,074	\$149,219	\$32,973	\$1,285,882	\$61,400	\$6,241	\$1,379	\$53,780				
DELTA GREELY	\$5,761,776	\$0	\$1,042,286	\$4,719,490	\$61,400	\$0	\$11,107	\$50,293				
DILLINGHAM	\$3,105,612	\$430,063	\$354,651	\$2,320,898	\$61,400	\$8,503	\$7,012	\$45,886				
FAIRBANKS	\$66,296,650	\$18,907,656	\$32,127	\$47,356,868	\$61,400	\$17,511	\$30	\$43,859				
GALENA	\$1,444,742	\$80,428	\$443,016	\$921,298	\$61,400	\$3,418	\$18,828	\$39,154				
HAINES	\$2,398,284	\$390,486	\$46,164	\$1,961,634	\$61,400	\$9,997	\$1,182	\$50,221				
HOONAH	\$1,641,222	\$116,950	\$190,808	\$1,333,464	\$61,400	\$4,375	\$7,138	\$49,886				
HYDABURG	\$1,042,572	\$53,671	\$0	\$988,901	\$61,400	\$3,161	\$0	\$58,239				
IOITAROD	\$4,660,260	\$0	\$849,651	\$3,810,609	\$61,400	\$0	\$11,194	\$50,206				
JUNEAU	\$21,236,418	\$6,755,969	\$26,897	\$14,453,552	\$61,400	\$19,533	\$78	\$41,789				
KAKE	\$1,392,552	\$48,754	\$209,395	\$1,134,403	\$61,400	\$2,150	\$9,233	\$50,018				
KASHUNAMIUT	\$1,827,878	\$0	\$498,907	\$1,328,971	\$61,400	\$0	\$16,759	\$44,641				
KENAI	\$45,769,402	\$15,621,367	\$190,124	\$29,957,911	\$61,400	\$20,956	\$255	\$40,189				
KETCHIKAN	\$12,163,340	\$3,617,536	\$6,205	\$8,539,599	\$61,400	\$18,261	\$31	\$43,108				
KING COVE	\$1,326,240	\$97,566	\$138,006	\$1,090,668	\$61,400	\$4,517	\$6,389	\$50,494				
KLAWOCK	\$1,332,380	\$23,364	\$210,198	\$1,098,818	\$61,400	\$1,077	\$0,487	\$50,637				
KODIAK	\$14,713,896	\$2,209,790	\$146,749	\$12,357,357	\$61,400	\$9,221	\$612	\$51,566				
KUSPUK	\$4,475,466	\$0	\$1,213,011	\$3,262,435	\$61,400	\$0	\$16,642	\$44,758				
LAKE & PENINSULA	\$5,069,798	\$0	\$1,036,848	\$4,032,950	\$61,400	\$0	\$12,557	\$48,843				
LOWER KUSKOKWIM	\$29,486,736	\$0	\$5,933,153	\$23,553,583	\$61,400	\$0	\$12,355	\$49,045				
LOWER YUKON	\$13,295,556	\$0	\$4,633,701	\$8,661,855	\$61,400	\$0	\$21,399	\$40,001				
MAT-SU	\$43,963,628	\$10,867,024	\$19,026	\$33,077,578	\$61,400	\$15,177	\$27	\$46,196				
NENANA	\$1,668,852	\$72,398	\$6,566	\$1,589,888	\$61,400	\$2,664	\$242	\$58,495				
NOHE	\$4,853,670	\$606,540	\$82,724	\$4,164,407	\$61,400	\$7,673	\$1,046	\$52,681				
NORTH SLOPE	\$10,899,114	\$3,814,690	\$97,653	\$6,112,771	\$61,400	\$21,490	\$5,474	\$34,436				
NORTHWEST ARCTIC	\$15,212,464	\$940,181	\$3,020,514	\$11,251,769	\$61,400	\$3,795	\$12,191	\$45,414				
PELICAN	\$660,664	\$59,950	\$0	\$609,714	\$61,400	\$5,572	\$0	\$55,828				
PETERSBURG	\$3,313,758	\$541,422	\$8,155	\$2,764,181	\$61,400	\$10,032	\$151	\$51,217				
PRIBILOF	\$1,730,866	\$0	\$602,751	\$1,128,115	\$61,400	\$0	\$21,382	\$40,018				
RAILBELT	\$3,020,266	\$0	\$116,468	\$2,903,798	\$61,400	\$0	\$2,368	\$59,032				
SAND POINT	\$1,270,366	\$298,564	\$0	\$971,802	\$61,400	\$14,430	\$0	\$46,970				
SITKA	\$8,226,372	\$1,764,700	\$84,012	\$6,377,660	\$61,400	\$13,171	\$627	\$47,602				
SKAGWAY	\$1,079,412	\$236,146	\$0	\$843,265	\$61,400	\$13,433	\$0	\$47,967				
SOUTHEAST ISLAND	\$4,842,618	\$0	\$764,757	\$4,077,861	\$61,400	\$0	\$9,696	\$51,704				
SOUTHWEST REGION	\$6,033,164	\$0	\$1,742,370	\$4,290,794	\$61,400	\$0	\$17,732	\$43,668				
ST. MARY'S	\$1,285,102	\$17,805	\$62,613	\$1,204,684	\$61,400	\$851	\$2,992	\$57,558				
TANANA	\$1,043,800	\$47,021	\$186,793	\$809,986	\$61,400	\$2,766	\$10,988	\$47,646				
UNALASKA	\$1,479,740	\$382,258	\$154,473	\$943,009	\$61,400	\$15,861	\$6,410	\$39,129				
VALDEZ	\$3,876,182	\$1,356,664	\$9,367	\$2,510,151	\$61,400	\$21,490	\$148	\$39,762				
WRANGELL	\$2,849,574	\$434,682	\$2,037	\$2,412,855	\$61,400	\$9,366	\$44	\$51,990				
YAKUTAT	\$1,194,230	\$72,547	\$56,386	\$1,065,298	\$61,400	\$3,730	\$2,899	\$54,771				
YUKON FLATS	\$5,226,368	\$0	\$703,866	\$4,522,502	\$61,400	\$0	\$8,269	\$53,131				
YUKON-KOYUKUK	\$6,469,718	\$0	\$1,484,468	\$4,985,250	\$61,400	\$0	\$16,088	\$47,312				
YUPIIT	\$3,548,306	\$0	\$1,043,126	\$2,505,180	\$61,400	\$0	\$18,050	\$43,350				
TOTALS					\$1603,501,828	\$137,082,205	\$38,654,577	\$427,765,049	STATEWIDE AVERAGE \$13,946.7 PERCENTAGE 22.7%	\$3,932.7	\$43,520.6	70.9%
STATE CORR STUDY -----))				\$2,277,265								
VALDEZ CONTRACT -----))				\$600,000								
HOLD HARMLESS -----))				\$4,318,440								
STATE SUBSIDY -----))				\$1,416,628								
TOTAL STATE AID -----))				\$436,377,382								

A	B	C	D	E	F	G	H	I	J	K
SCHOOL DISTRICT	FY88 PROJECTED BASIC NEED \$61,400	65% OF BASIC NEED	35% OF BASIC NEED	REQUIRED LOCAL EFFORT	35% BASIC NEED MINUS REQ. LOC. EFF	FY86 PL874 LESS SP. ED.	PL874 PERCENTAGE	DEDUCTIBLE PL874	65% BASIC NEED LESS DEDUC. PL874	FY88 PROPC STATE AIC
ADAK	\$3,792,064	\$2,464,842	\$1,327,222	\$0	\$1,327,222	\$1,991,814	100.00%	\$1,792,632	\$672,210	\$1,999,000
ALASKA GATEWAY	\$4,834,636	\$3,142,513	\$1,692,123	\$0	\$1,692,123	\$696,167	100.00%	\$626,551	\$2,515,962	\$4,208,000
ALEUTIAN REGION	\$1,555,262	\$1,010,920	\$544,342	\$0	\$544,342	\$327,390	100.00%	\$294,651	\$716,269	\$1,260,000
ANCHORAGE	\$189,042,004	\$122,877,303	\$66,164,701	\$66,164,701	\$0	\$407,283	92.14%	\$337,729	\$122,539,574	\$122,539,000
ANNETTE ISLAND	\$2,563,362	\$1,669,435	\$898,927	\$0	\$898,927	\$1,563,151	100.00%	\$1,406,836	\$262,599	\$1,161,000
BERING STRAIT	\$14,190,768	\$9,223,999	\$4,966,769	\$0	\$4,966,769	\$4,665,899	100.00%	\$4,199,309	\$5,024,690	\$9,991,000
BRISTOL BAY	\$2,001,026	\$1,300,667	\$700,359	\$406,164	\$294,195	\$288,060	100.00%	\$259,254	\$1,041,413	\$1,335,000
CHATHAM	\$2,866,152	\$1,862,999	\$1,003,153	\$0	\$1,003,153	\$869,969	100.00%	\$782,972	\$1,080,027	\$2,083,000
CHUGACH	\$1,609,294	\$1,046,041	\$563,253	\$0	\$563,253	\$204,369	100.00%	\$183,932	\$862,109	\$1,425,000
COPPER RIVER	\$4,784,288	\$3,109,787	\$1,674,501	\$0	\$1,674,501	\$442,347	100.00%	\$398,113	\$2,711,674	\$4,386,000
CORDOVA	\$2,600,904	\$1,690,588	\$910,316	\$495,929	\$414,387	\$28,723	60.36%	\$15,603	\$1,674,985	\$1,674,985
CRAIG	\$1,468,074	\$954,248	\$513,826	\$149,219	\$364,607	\$36,636	100.00%	\$32,973	\$921,275	\$921,275
DELTA GREELY	\$5,761,776	\$3,745,154	\$2,016,622	\$0	\$2,016,622	\$1,158,096	100.00%	\$1,042,286	\$2,702,868	\$2,702,868
DILLINGHAM	\$3,105,812	\$2,018,648	\$1,086,964	\$430,063	\$656,901	\$394,056	100.00%	\$354,651	\$1,663,997	\$1,663,997
FAIRBANKS	\$66,296,650	\$43,092,823	\$23,203,828	\$18,907,656	\$4,296,172	\$49,181	72.58%	\$32,127	\$43,060,696	\$43,060,696
GALENA	\$1,444,742	\$939,082	\$505,660	\$80,428	\$425,232	\$539,956	91.16%	\$443,016	\$496,066	\$921,000
HAINES	\$2,398,284	\$1,558,885	\$839,399	\$390,486	\$448,913	\$52,737	97.26%	\$46,164	\$1,512,721	\$1,961,000
HOONAH	\$1,641,222	\$1,066,794	\$574,428	\$116,950	\$457,478	\$212,009	100.00%	\$190,808	\$875,986	\$1,333,000
HYDABURG	\$1,042,572	\$677,672	\$364,900	\$53,671	\$311,229	\$0	100.00%	\$0	\$677,672	\$988,000
IDITAROD	\$4,660,260	\$3,029,169	\$1,631,091	\$0	\$1,631,091	\$944,056	100.00%	\$849,651	\$2,179,518	\$3,810,000
JUNEAU	\$21,236,418	\$13,803,672	\$7,432,746	\$6,755,969	\$676,777	\$40,941	73.00%	\$26,897	\$13,776,775	\$14,453,000
KAKE	\$1,392,552	\$905,159	\$487,393	\$48,754	\$438,639	\$408,988	56.89%	\$209,395	\$695,764	\$1,134,000
KASHUNAMIUT	\$1,827,878	\$1,188,121	\$639,757	\$0	\$639,757	\$554,341	100.00%	\$498,907	\$689,214	\$1,328,000
KENAI	\$45,769,402	\$29,750,111	\$16,019,291	\$15,621,367	\$397,924	\$247,448	85.37%	\$190,124	\$29,559,987	\$29,957,000
KETCHIKAN	\$12,163,340	\$7,906,171	\$4,257,169	\$3,617,536	\$639,633	\$10,429	66.11%	\$6,205	\$7,899,966	\$8,539,000
KING COVE	\$1,326,240	\$862,056	\$464,184	\$97,566	\$366,618	\$153,339	100.00%	\$138,006	\$726,050	\$1,090,000
KLAMOCK	\$1,332,380	\$866,047	\$466,333	\$23,364	\$442,969	\$294,169	79.39%	\$210,198	\$655,849	\$1,098,000
KODIAK	\$14,713,896	\$9,564,032	\$5,149,864	\$2,209,790	\$2,940,074	\$163,055	100.00%	\$146,749	\$9,417,283	\$12,357,000
KUSPUK	\$4,475,446	\$2,909,040	\$1,566,406	\$0	\$1,566,406	\$1,347,790	100.00%	\$1,213,011	\$1,696,029	\$3,262,000
LAKE & PENINSULA	\$5,069,793	\$3,295,369	\$1,774,429	\$0	\$1,774,429	\$1,152,053	100.00%	\$1,036,848	\$2,258,521	\$4,032,000
LOWER KUSKOKWIM	\$29,486,736	\$19,166,378	\$10,320,358	\$0	\$10,320,358	\$6,592,392	100.00%	\$5,933,153	\$13,233,225	\$23,553,000
LOWER YUKON	\$13,295,556	\$8,642,111	\$4,653,445	\$0	\$4,653,445	\$5,148,557	100.00%	\$4,633,701	\$4,008,410	\$8,661,000
MAT-SU	\$43,963,628	\$28,576,358	\$15,387,270	\$10,867,024	\$4,520,246	\$36,183	58.43%	\$19,026	\$28,557,332	\$33,077,000
NENANA	\$1,668,852	\$1,084,754	\$584,098	\$72,398	\$511,700	\$7,295	100.00%	\$6,566	\$1,078,188	\$1,589,000
NOME	\$4,853,670	\$3,154,886	\$1,698,785	\$606,540	\$1,092,245	\$91,915	100.00%	\$82,724	\$3,072,162	\$4,164,000
NORTH SLOPE	\$10,899,114	\$7,084,424	\$3,814,690	\$3,814,690	\$0	\$3,951,590	27.32%	\$971,653	\$6,112,771	\$6,112,771
NORTHWEST ARCTIC	\$15,212,464	\$9,898,102	\$5,324,362	\$940,181	\$4,384,181	\$3,356,126	100.00%	\$3,020,514	\$6,867,588	\$11,251,000
PELICAN	\$660,664	\$429,432	\$231,232	\$59,950	\$171,282	\$0	100.00%	\$0	\$429,432	\$600,000
PETERSBURG	\$3,313,758	\$2,153,943	\$1,159,815	\$541,422	\$618,393	\$11,386	79.58%	\$8,155	\$2,145,788	\$2,764,000
PRIBILOF	\$1,730,866	\$1,125,063	\$605,803	\$0	\$605,803	\$669,724	100.00%	\$602,751	\$522,312	\$1,128,000
RAILBELT	\$3,020,266	\$1,963,173	\$1,057,093	\$0	\$1,057,093	\$129,409	100.00%	\$116,468	\$1,846,705	\$2,903,000
SAND POINT	\$1,270,366	\$825,738	\$444,628	\$298,564	\$146,064	\$0	100.00%	\$0	\$825,738	\$971,000
SITKA	\$8,226,372	\$5,347,142	\$2,879,230	\$1,764,700	\$1,114,530	\$162,224	57.54%	\$84,012	\$5,263,130	\$6,377,000
SKAGWAY	\$1,079,412	\$701,618	\$377,794	\$236,146	\$141,648	\$0	100.00%	\$0	\$701,618	\$843,000
SOUTHEAST ISLAND	\$4,842,618	\$3,147,702	\$1,694,916	\$0	\$1,694,916	\$849,730	100.00%	\$764,757	\$2,382,945	\$4,077,000
SOUTHWEST REGION	\$6,033,164	\$3,921,557	\$2,111,607	\$0	\$2,111,607	\$1,935,966	100.00%	\$1,742,370	\$2,179,187	\$4,290,000
ST. MARY'S	\$1,285,102	\$835,316	\$449,786	\$17,805	\$431,981	\$390,733	17.81%	\$62,613	\$772,703	\$1,204,000
TANANA	\$1,043,800	\$678,470	\$365,330	\$47,021	\$318,309	\$231,071	89.82%	\$186,793	\$491,677	\$809,000
UNALASKA	\$1,479,740	\$961,831	\$517,909	\$382,258	\$135,651	\$171,636	100.00%	\$154,473	\$807,358	\$943,000
VALDEZ	\$3,876,182	\$2,519,518	\$1,356,664	\$1,356,664	\$0	\$34,275	30.36%	\$9,367	\$2,510,151	\$2,510,151
WRANGELL	\$2,849,574	\$1,852,223	\$997,351	\$434,682	\$562,669	\$2,964	76.37%	\$2,037	\$1,850,186	\$2,412,000
YAKUTAT	\$1,194,230	\$776,250	\$417,981	\$72,547	\$345,434	\$62,652	100.00%	\$56,386	\$719,864	\$1,065,000
YUKON FLATS	\$5,226,368	\$3,397,139	\$1,829,229	\$0	\$1,829,229	\$782,074	100.00%	\$703,866	\$2,693,273	\$4,522,000
YUKON-KOYUKUK	\$6,469,718	\$4,205,317	\$2,264,401	\$0	\$2,264,401	\$1,649,409	100.00%	\$1,484,468	\$2,720,849	\$4,985,000
YUPIIT	\$3,548,306	\$2,306,399	\$1,241,907	\$0	\$1,241,907	\$1,159,029	100.00%	\$1,043,126	\$1,263,273	\$2,505,000
TOTALS	\$603,501,828	\$392,276,188	\$211,225,640	\$137,082,205	\$74,143,435	\$46,670,793		\$38,654,577	\$353,621,614	\$427,765,000

	A	P	Q	E	S	T	U	V
SCHOOL DISTRICT	FY87 LOCAL LIMITED TO 35% OR 4 MILLS	ESTIMATED FY88 LOCAL REV	REQUIRED LOCAL EFFORT	ONE HUNDRED PERCENT ASSESSED VALUE	1 MILL / UNIT	1.5 MILLS / UNIT	2 MILLS / UNIT	
ADAK			\$0					
ALASKA GATEWAY			\$0					
ALEUTIAN REGION			\$0					
ANCHORAGE	\$66,164,701	\$71,812,314	\$66,164,701	\$19,363,356,800	6,283	9,424	12,565	
ANNETTE ISLAND			\$0		0	0	0	
BERING STRAIT			\$0		0	0	0	
BRISTOL BAY	\$102,532	\$406,164	\$406,164	\$101,541,000	3,116	4,674	6,231	
CHATHAM			\$0		0	0	0	
CHUGACH			\$0		0	0	0	
COPPER RIVER			\$0		0	0	0	
CORDOVA	\$495,929	\$821,642	\$495,929	\$123,982,300	2,927	4,390	5,854	
CRAIG	\$28,735	\$149,219	\$149,219	\$37,304,700	1,560	2,340	3,120	
DELTA GREELY			\$0		0	0	0	
DILLINGHAM	\$195,000	\$430,063	\$430,063	\$107,515,700	2,126	3,188	4,251	
FAIRBANKS	\$18,907,656	\$26,049,962	\$18,907,656	\$4,726,913,900	4,378	6,567	8,756	
GALENA	\$80,428	\$88,224	\$80,428	\$20,106,900	855	1,282	1,709	
HAINES	\$390,486	\$401,474	\$390,486	\$97,621,600	2,499	3,749	4,999	
HONAH	\$94,775	\$116,950	\$116,950	\$29,237,500	1,094	1,641	2,188	
HYDABURG	\$2,200	\$53,671	\$53,671	\$13,417,800	790	1,185	1,580	
IDITAROD			\$0		0	0	0	
JUNEAU	\$6,755,969	\$9,255,132	\$6,755,969	\$1,688,992,300	4,883	7,325	9,767	
KAKE	\$48,754	\$85,703	\$48,754	\$12,188,400	537	806	1,075	
KASHUNAMIUT			\$0		0	0	0	
KENAI	\$15,621,367	\$18,298,125	\$15,621,367	\$3,905,341,700	5,239	7,859	10,478	
KETCHIKAN	\$3,617,536	\$5,472,063	\$3,617,536	\$904,384,100	4,565	6,848	9,131	
KING COVE	\$13,000	\$97,566	\$97,566	\$24,391,400	1,129	1,694	2,258	
KLANOCK	\$23,364	\$29,428	\$23,364	\$5,841,100	269	404	538	
KODIAK	\$2,193,596	\$2,209,790	\$2,209,790	\$552,447,400	2,305	3,458	4,611	
KUSPUK			\$0		0	0	0	
LAKE & PENINSULA			\$0		0	0	0	
LOWER KUSKOKWIM			\$0		0	0	0	
LOWER YUKON			\$0		0	0	0	
MAT-SU	\$10,867,024	\$18,600,040	\$10,867,024	\$2,716,755,900	3,794	5,691	7,588	
NENANA	\$48,001	\$72,398	\$72,398	\$18,099,500	666	999	1,332	
NOME	\$299,655	\$606,540	\$606,540	\$151,635,000	1,918	2,877	3,836	
NORTH SLOPE	\$3,814,690	\$13,962,700	\$3,814,690	\$13,570,786,300	76,451	114,676	152,902	
NORTHWEST ARCTIC	\$210,000	\$940,181	\$940,181	\$235,045,250	949	1,423	1,897	
PELICAN	\$24,126	\$59,950	\$59,950	\$14,987,400	1,393	2,089	2,786	
PETERSBURG	\$541,422	\$680,323	\$541,422	\$135,355,400	2,508	3,762	5,016	
PRIBILOF			\$0		0	0	0	
RAILBELT			\$0		0	0	0	
SAND POINT	\$105,509	\$298,564	\$298,564	\$74,641,100	3,608	5,411	7,215	
SITKA	\$1,764,700	\$3,066,801	\$1,764,700	\$441,175,000	3,293	4,939	6,586	
SKAGWAY	\$71,000	\$236,146	\$236,146	\$59,036,600	3,358	5,037	6,716	
SOUTHEAST ISLAND			\$0		0	0	0	
SOUTHWEST REGION			\$0		0	0	0	
ST. MARY'S	\$17,805	\$100,000	\$17,805	\$4,451,200	213	319	425	
TANANA	\$47,021	\$52,350	\$47,021	\$11,755,200	691	1,037	1,383	
UNALASKA	\$122,000	\$382,258	\$382,258	\$95,564,500	3,965	5,948	7,931	
VALDEZ	\$1,356,664	\$4,468,037	\$1,356,664	\$1,693,326,700	26,823	40,234	53,646	
WRANGELL	\$434,682	\$569,192	\$434,682	\$108,670,500	2,342	3,512	4,683	
YAKUTAT	\$55,277	\$72,547	\$72,547	\$18,136,700	932	1,399	1,865	
YUKON FLATS			\$0		0	0	0	
YUKON-KOYUKUK			\$0		0	0	0	
YUPIIT			\$0					
TOTALS	\$134,515,604	\$179,945,517	\$137,082,205	\$51,044,006,850				

School District	CSHB126 (Fin) AmH.	CSHB126 (Fin)	HB126	Current Law AS14.17.051
Adak	1.18	1.27	1.27	.95
Alaska Gateway	1.13	1.19	1.16	1.25
Aleutian Region	1.21	1.31	1.27	1.25
Anchorage	1.00	1.00	1.00	1.04
Annette Island	1.02	1.03	1.00	.90
Bering Strait	1.26	1.39	1.34	1.45
Bristol Bay	1.18	1.27	1.27	1.55
Chatham	1.02	1.03	1.00	1.00
Chugach	1.09	1.14	1.11	1.25
Copper River	1.09	1.14	1.11	1.40
Cordova	1.07	1.11	1.11	.95
Craig	1.02	1.03	1.00	1.20
Delta/Greely	1.11	1.16	1.16	1.15
Dillingham	1.18	1.27	1.27	1.50
Fairbanks	1.03	1.04	1.04	1.13
Galena	1.20	1.30	1.30	1.55
Haines	1.03	1.05	1.05	1.12
Hoonah	1.05	1.08	1.05	1.12
Hydaburg	1.02	1.03	1.00	1.04
Iditarod	1.22	1.33	1.30	1.65
Juneau	1.00	1.00	1.00	1.04
Kake	1.02	1.03	1.00	1.12
Kashunamiut	1.22	1.33	1.30	1.40
Kenai	1.00	1.00	1.00	1.04
Ketchikan	1.00	1.00	1.00	1.00
King Cove	1.18	1.27	1.27	1.40
Klawock	1.02	1.03	1.00	1.04

School District	CSHB126 (Fin) AmH	CSHB126 (Fin)	HB126	Current Law AS14.17.051
Kodiak	1.06	1.09	1.09	1.35
Kuspuk	1.22	1.33	1.30	1.60
Lake & Peninsula	1.21	1.31	1.27	1.45
Lower Kuskokwim	1.28	1.42	1.38	1.55
Lower Yukon	1.23	1.35	1.30	1.20
Matanuska-Susitna	1.00	1.00	1.00	1.04
Nenana	1.13	1.20	1.20	1.25
Nome	1.23	1.34	1.34	1.55
North Slope	1.30	1.45	1.42	1.75
Northwest Arctic	1.30	1.45	1.42	1.55
Pelican	1.05	1.08	1.05	1.10
Petersburg	1.00	1.00	1.00	.00
Pribilof	1.20	1.30	1.27	1.05
Railbelt	1.15	1.23	1.20	1.75
Sand Point	1.18	1.27	1.27	1.15
Sitka	1.00	1.00	1.00	1.04
Skagway	1.03	1.05	1.05	.80
Southeast Island	1.03	1.04	1.00	1.08
Southwest Region	1.21	1.31	1.27	1.25
St. Mary's	1.20	1.30	1.30	1.80
Tanana	1.20	1.30	1.30	1.40
Unalaska	1.18	1.27	1.27	1.20
Valdez	1.07	1.11	1.11	1.15
Wrangell	1.00	1.00	1.00	.90
Yakutat	1.05	1.08	1.05	1.15
Yukon Flats	1.31	1.46	1.42	1.65
Yukon-Koyukuk	1.23	1.34	1.30	1.50
Yupit	1.27	1.41	1.30	1.85

DEPARTMENT OF EDUCATION
 GOVERNOR'S PUBLIC SCHOOL FOUNDATION FUNDING PROPOSAL
 CSHB 126 (FINANCE) REQUIRED LOCAL EFFORT
 APRIL 27, 1987

SCHOOL DISTRICT	FY87 BUDGETED ASSESSED VALUE		10% OF ELIGIBLE PL874	PROJECTED STATE SUBSIDY	REQUIRED LOCAL EFFORT
	LOCAL REVENUES	AT 2 MILLS			
ADAK	\$0	\$0	\$0	\$0	\$0
ALASKA GATEWAY	\$0	\$0	\$0	\$0	\$0
ALEUTIAN REGION	\$0	\$0	\$0	\$0	\$0
ANCHORAGE	\$71,812,314	\$0	\$0	\$0	\$64,656,060
ANNETTE ISLAND	\$0	\$0	\$0	\$0	\$0
BERING STRAIT	\$0	\$0	\$0	\$0	\$0
BRISTOL BAY	\$0	\$203,082	\$28,806	\$174,276	\$406,164
CHATHAM	\$0	\$0	\$0	\$0	\$0
CHUGACH	\$0	\$0	\$0	\$0	\$0
COPPER RIVER	\$0	\$0	\$0	\$0	\$0
CORDOVA	\$821,642	\$0	\$0	\$0	\$495,929
CRAIG	\$0	\$74,609	\$3,664	\$70,946	\$149,219
DELTA GREELY	\$0	\$0	\$0	\$0	\$0
DILLINGHAM	\$0	\$215,031	\$39,406	\$175,626	\$430,063
FAIRBANKS	\$26,049,962	\$0	\$0	\$0	\$18,907,656
GALENA	\$88,224	\$0	\$0	\$0	\$80,628
HAINES	\$401,474	\$0	\$0	\$0	\$390,486
HOONAH	\$94,775	\$0	\$21,201	\$974	\$116,950
HYDABURG	\$0	\$26,836	\$0	\$26,835	\$53,671
IDITAROD	\$0	\$0	\$0	\$0	\$0
JUNEAU	\$9,255,132	\$0	\$0	\$0	\$6,755,969
KAKE	\$85,703	\$0	\$0	\$0	\$48,754
KASHUNAMIUT	\$0	\$0	\$0	\$0	\$0
KEHAI	\$18,298,125	\$0	\$0	\$0	\$15,621,367
KETCHIKAN	\$5,472,063	\$0	\$0	\$0	\$3,617,536
KING COVE	\$0	\$48,783	\$15,334	\$33,449	\$97,566
KLAMOCK	\$29,423	\$0	\$0	\$0	\$23,364
KODIAK	\$2,193,596	\$0	\$16,305	\$0	\$2,209,790
KUSPUK	\$0	\$0	\$0	\$0	\$0
LAKE & PENINSULA	\$0	\$0	\$0	\$0	\$0
LOWER KUSKOKWIM	\$0	\$0	\$0	\$0	\$0
LOWER YUKON	\$0	\$0	\$0	\$0	\$0
MAT-SU	\$19,147,502	\$0	\$0	\$0	\$10,867,024
NEHANA	\$48,001	\$0	\$730	\$23,667	\$72,398
NOME	\$0	\$303,270	\$9,192	\$294,078	\$606,540
NORTH SLOPE	\$13,962,700	\$0	\$0	\$0	\$4,157,790
NORTHWEST ARCTIC	\$0	\$470,091	\$335,613	\$134,477	\$940,181
PELICAN	\$0	\$29,975	\$0	\$29,975	\$59,950
PETERSBURG	\$680,323	\$0	\$0	\$0	\$541,422
PRIBILOF	\$0	\$0	\$0	\$0	\$0
RAILBELT	\$0	\$0	\$0	\$0	\$0
SAND POINT	\$0	\$149,282	\$0	\$149,282	\$298,564
SITKA	\$3,066,801	\$0	\$0	\$0	\$1,764,700
SKAGWAY	\$0	\$118,073	\$0	\$118,073	\$236,146
SOUTHEAST ISLAND	\$0	\$0	\$0	\$0	\$0
SOUTHWEST REGION	\$0	\$0	\$0	\$0	\$0
ST. MARY'S	\$100,000	\$0	\$0	\$0	\$17,805
TANANA	\$52,350	\$0	\$0	\$0	\$47,021
UNALASKA	\$0	\$191,129	\$17,164	\$173,965	\$382,258
VALDEZ	\$4,468,037	\$0	\$0	\$0	\$1,375,290
WRANGELL	\$569,192	\$0	\$0	\$0	\$434,682
YAKUTAT	\$55,277	\$0	\$6,265	\$11,005	\$72,547
YUKON FLATS	\$0	\$0	\$0	\$0	\$0
YUKON-KOYUKUK	\$0	\$0	\$0	\$0	\$0
YUPIIT	\$0	\$0	\$0	\$0	\$0
TOTALS	\$176,752,621	\$1,830,161	\$493,680	\$1,416,628	\$135,935,290

DEPARTMENT OF EDUCATION
 GOVERNOR'S PUBLIC SCHOOL FOUNDATION FUNDING PROPOSAL
 CSHB 126 (FINANCE) PHASE IN OF 4 MILL REQUIREMENT
 APRIL 22, 1987

PROJECTED
 STATE
 SUBSIDY

	A	B	C	D	E	F	G	H
SCHOOL DISTRICT	FY87 BUDGETED LOCAL REVENUES	ONE HUNDRED PERCENT ASSESSED VALUE	COLUMN B AT 2 MILLS	AMOUNT REQUIRED TO REACH 4 MILLS	AMOUNT REQUIRED TO REACH 2 MILLS	COLUMN D MINUS COLUMN E	10% OF ELIGIBLE PL874	COLUMN G MINUS COLUMN F
ADAK	\$229,600		\$0	\$0	\$0	\$0	\$0	\$0
ALASKA GATEWAY	\$0		\$0	\$0	\$0	\$0	\$0	\$0
ALEUTIAN REGION	\$14,500		\$0	\$0	\$0	\$0	\$0	\$0
ANCHORAGE	\$71,812,314	\$19,343,356,800	\$38,686,714	\$0	\$0	\$0	\$0	\$0
ANNETTE ISLAND	\$75,321		\$0	\$0	\$0	\$0	\$0	\$0
BERING STRAIT	\$180,000		\$0	\$0	\$0	\$0	\$0	\$0
BRISTOL BAY	\$102,532	\$101,541,000	\$203,082	\$303,632	\$100,550	\$203,082	\$28,806	\$174,276
CHATHAM	\$30,000		\$0	\$0	\$0	\$0	\$0	\$0
CHUGACH	\$15,000		\$0	\$0	\$0	\$0	\$0	\$0
COPPER RIVER	\$19,090		\$0	\$0	\$0	\$0	\$0	\$0
CORDOVA	\$821,642	\$123,982,300	\$247,965	\$0	\$0	\$0	\$0	\$0
CRAIG	\$28,735	\$37,304,700	\$74,609	\$120,484	\$45,874	\$74,610	\$3,664	\$70,946
DELTA GREELY	\$103,454		\$0	\$0	\$0	\$0	\$0	\$0
DILLINGHAM	\$195,000	\$107,515,700	\$215,031	\$235,063	\$20,031	\$215,032	\$39,406	\$175,626
FAIRBANKS	\$26,049,962	\$4,726,913,900	\$9,453,828	\$0	\$0	\$0	\$0	\$0
GALENA	\$88,224	\$20,106,900	\$40,214	\$0	\$0	\$0	\$0	\$0
HAINES	\$401,474	\$97,621,600	\$195,243	\$0	\$0	\$0	\$0	\$0
HOONAH	\$94,775	\$29,237,500	\$58,475	\$22,175	\$0	\$22,175	\$21,201	\$974
HYDABURG	\$2,200	\$13,417,800	\$26,836	\$51,471	\$24,636	\$26,835	\$0	\$26,835
IDITAROD	\$135,000		\$0	\$0	\$0	\$0	\$0	\$0
JUNEAU	\$9,255,132	\$1,688,992,300	\$3,377,985	\$0	\$0	\$0	\$0	\$0
KAKE	\$85,703	\$12,188,400	\$24,377	\$0	\$0	\$0	\$0	\$0
KASHUNAMIUT	\$0		\$0	\$0	\$0	\$0	\$0	\$0
KENAI	\$18,298,125	\$3,905,341,700	\$7,810,683	\$0	\$0	\$0	\$0	\$0
KETCHIKAN	\$5,472,063	\$904,384,100	\$1,808,768	\$0	\$0	\$0	\$0	\$0
KING COVE	\$13,000	\$24,391,400	\$48,783	\$84,566	\$35,783	\$48,783	\$15,334	\$33,449
KLAMOCK	\$29,428	\$5,841,100	\$11,682	\$0	\$0	\$0	\$0	\$0
KODIAK	\$2,193,596	\$552,447,400	\$1,104,895	\$16,194	\$0	\$16,194	\$16,305	\$0
KUSPUK	\$163,496		\$0	\$0	\$0	\$0	\$0	\$0
LAKE & PENINSULA	\$140,000		\$0	\$0	\$0	\$0	\$0	\$0
LOWER KUSKOKWIM	\$395,598		\$0	\$0	\$0	\$0	\$0	\$0
LOWER YUKON	\$600,000		\$0	\$0	\$0	\$0	\$0	\$0
MAT-SU	\$19,147,502	\$2,716,755,900	\$5,433,512	\$0	\$0	\$0	\$0	\$0
MEMANA	\$48,001	\$18,099,500	\$36,199	\$24,397	\$0	\$24,397	\$730	\$23,667
NOME	\$299,655	\$151,635,000	\$303,270	\$306,885	\$3,615	\$303,270	\$9,192	\$294,078
NORTH SLOPE	\$13,962,700	\$13,570,786,300	\$27,141,573	\$0	\$0	\$0	\$0	\$0
NORTHWEST ARCTIC	\$210,000	\$235,045,250	\$470,091	\$730,181	\$260,091	\$470,090	\$335,613	\$134,477
PELICAN	\$24,126	\$14,987,400	\$29,975	\$35,824	\$5,849	\$29,975	\$0	\$29,975
PETERSBURG	\$690,323	\$135,355,400	\$270,711	\$0	\$0	\$0	\$0	\$0
PRIIBLOF	\$20,000		\$0	\$0	\$0	\$0	\$0	\$0
RAILBELT	\$50,000		\$0	\$0	\$0	\$0	\$0	\$0
SAND POINT	\$105,509	\$74,641,100	\$149,282	\$193,055	\$43,773	\$149,282	\$0	\$149,282
SITKA	\$3,066,801	\$441,175,000	\$882,350	\$0	\$0	\$0	\$0	\$0
SKAGWAY	\$71,000	\$59,036,600	\$118,073	\$165,146	\$47,073	\$118,073	\$0	\$118,073
SOUTHEAST ISLAND	\$100,000		\$0	\$0	\$0	\$0	\$0	\$0
SOUTHWEST REGION	\$250,000		\$0	\$0	\$0	\$0	\$0	\$0
ST. MARY'S	\$100,000	\$4,451,200	\$8,902	\$0	\$0	\$0	\$0	\$0
TANANA	\$52,350	\$11,755,200	\$23,510	\$0	\$0	\$0	\$0	\$0
UNALASKA	\$122,000	\$95,564,500	\$191,129	\$260,258	\$69,129	\$191,129	\$17,164	\$173,965
VALDEZ	\$4,468,037	\$1,693,326,700	\$3,386,653	\$0	\$0	\$0	\$0	\$0
WRANGELL	\$569,192	\$108,670,500	\$217,341	\$0	\$0	\$0	\$0	\$0
YAKUTAT	\$55,277	\$18,136,700	\$36,273	\$17,270	\$0	\$17,270	\$6,265	\$11,005
YUKON FLATS	\$30,000		\$0	\$0	\$0	\$0	\$0	\$0
YUKON-KOYUKUK	\$105,000		\$0	\$0	\$0	\$0	\$0	\$0
YUPIIT	\$52,466		\$0	\$0	\$0	\$0	\$0	\$0

TOTALS \$180,634,903 \$51,044,006,850 \$102,088,014 \$2,566,601 \$656,404 \$1,910,197 \$493,680 \$1,416,628

NOTE: ANCHORAGE, NORTH SLOPE AND VALDEZ HAVE BEEN EXCLUDED FROM THESE CALCULATIONS BECAUSE THEY MEET THE 35% REQUIREMENT OF BASIC NEED.

Governor's Public School Foundation Funding Proposal

CSHB 126 (Finance)

April 22, 1987

Column explanations for attached data packet:

Data Sheets

Page 1 Projected FY88 average daily membership (ADM), instructional units, and area cost differential
Total adjusted units = total units x area cost differential

Page 2 State, Local, and Federal Shares of Basic Need

<u>Column</u>	<u>Description</u>
B	Basic Need = Columns E + I + K
E	Required Local Effort = Lessor of Column D (35% of Basic Need) or production of 4 mill tax levy (.004 times Column S, page 5)
I	Deductible PL 874 = 90% times Column H times Column G
K	State Aid = Basic Need (B) minus Required Local Effort (E) minus Deductible PL 874 (I)
L	Basic Need per unit. This column is equal to \$60,000 for each district since every unit is worth \$60,000. Column L = (Columns M + N + O)
M	Required Local Effort per unit
N	Deductible PL 874 per unit
O	State Aid per unit

Page 3 Calculation of State Aid

<u>Column</u>	<u>Description</u>
B	Total Adjusted Units (Page 1) x \$60,000 Column B = (Columns E + I + K)
C	65% of Column B
D	35% of Column B
E	Production of 4 mill tax levy or 35% of Basic Need (from Column D), whichever is less
F	Column D minus Column E; Column F represents State Aid required in addition to Required Local Effort to make up 35% of Basic Need
G	FY 86 PL 81-874 revenue excluding amount received for special education students
H	Percentage of eligibility of PL 81-874 revenue which legally can be deducted in State Funding Plan (Column E/Column Q)
I	90% times Column H times Column G
J	Column C minus Column I; Column J represents State Aid required in addition to deductible PL 874 to make up 65% of Basic Need
K	Total State Aid Column K = (Columns F + J)

Page 4 Hold Harmless Calculations

<u>Column</u>	<u>Description</u>
AA	FY 87 average daily membership (ADM)
BB	FY 88 projected ADM submitted by districts
CC	FY 87 Total Revenue for Hold Harmless is equal to sum of 1) FY 87 state foundation aid including 80% distribution of Secondary Formula Account to city/borough school districts (Column GG), 2) deductible PL 874 revenue (Column I), and 3) FY 87 local contribution limited to amount of 35% of Basic Need or 4 mill levy, whichever is lessor (Column P, p.5).
DD	Percentage figure equal to FY 88 Basic Need (Column B) divided by Column CC adjusted for ADM (Column BB/Column AA)

Page 4 Hold Harmless Calculations (Continued)

- EE 90% of Column CC adjusted for ADM. FY 88 Basic Need is compared to this figure
- FF Column EE minus Column B. Positive numbers indicate amounts where there is possible eligibility for Hold Harmless assistance
- GG FY 87 State foundation aid including 80% distribution of Secondary Formula Account for cities/boroughs
- HH Percentage figure equal to FY 88 State Aid (Column K) divided by Column GG adjusted for ADM (Column BB/Column AA)
- II 90% of Column GG adjusted for ADM. FY 88 State Aid is compared to this figure
- JJ Column II minus Column K. Positive numbers indicate amounts where there is possible eligibility for Hold Harmless assistance
- KK Hold Harmless amounts equal to lessor of amounts in Column FF or Column JJ. Only positive amounts are listed

Page 5 Disparity Information

<u>Column</u>	<u>Description</u>
P	FY 87 local contribution (including "in-kind," earnings on investments, and state tuition payments) capped at 35% of Basic Need or 4 mill levy, whichever is lessor
Q	Estimated FY 88 local revenue (including "in-kind," earnings on investments, and state tuition payments) with a minimum value of 35% of Basic Need or 4 mill levy, whichever is lessor, and maximum value of 2 mills or \$12,600 per unit, whichever is greater, over the Required Local Effort
E	Required Local Effort (See description on p.2)
S	100% full and true value of assessed property prepared by DCRA
T	Production of 1 mill per unit
U	Production of 1.5 mills per unit
V	Production of 2.0 mills per unit

Local Property Wealth and Fiscal Equalization

Columns, T, U, and V provide relevant data for calculating disparity percentages under PL 81-874 requirements. With the proposed foundation funding plan equalized at \$60,000 per unit, a maximum of \$15,000 disparity (25%; 15,000/60,000) is permitted under Federal PL 874 requirements between the districts at the 5th and 95th percentiles. Anchorage is at one extreme with \$12,565 per unit with a 2 mill maximum leeway. An amendment will be proposed to revise the maximum contribution to the equivalent of a 2 mill tax levy or 21% of the unit value (12,600), whichever is greater, in addition to the required local effort.

	<u>Equalized Per Unit</u>	<u>1.5 Mills Per Unit</u>	<u>2.0 Mills Per Unit</u>
North Slope	60,000	162,814	197,086
Valdez	60,000	98,784	111,713
Anchorage	60,000	69,424	72,565
...
...
...
REAA	60,000	60,000	60,000

188-EFSS

STATE OF ALASKA-DEPARTMENT OF EDUCATION
 GOVERNOR'S PUBLIC SCHOOL FOUNDATION FUNDING PROPOSAL
 CALCULATIONS USE THE PROJECTED ADM AS PHONE SURVEY 2/18/87
 REVISED 3/30/87 HB126/SB119

REVISED

SCHOOL DISTRICT	FY88 PROJECTED ADM	K - 12	BI/BI	SPECIAL EDUCATION	VOC ED	TOTAL UNITS	AREA COST DIFF.	ADJUSTED UNITS
ADAK	600	65.51	1.00	4.83	1.00	52.34	1.27	66.67
ALASKA GATEWAY	523	62.14	1.00	5.54	1.00	69.68	1.19	82.92
ALEUTIAN REGION	90	18.93	0.00	1.00	1.00	20.93	1.31	27.62
ANCHORAGE	38874	2,609.46	40.24	396.22	32.94	3,078.86	1.00	3,078.86
ANNETTE ISLAND	432	34.80	1.00	4.21	1.00	41.01	1.03	42.24
BERING STRAIT	251	156.81	11.69	12.74	2.19	183.43	1.39	254.96
BRISTOL BAY	231	23.40	1.00	2.22	1.00	27.62	1.27	35.08
CHATHAM	310	41.29	0.00	3.47	1.00	45.76	1.03	47.13
CHUGACH	132	22.04	0.00	1.00	1.00	24.04	1.14	27.41
COPPER RIVER	561	63.77	1.00	5.71	1.00	71.48	1.14	81.49
CORDOVA	431	34.73	0.00	3.86	1.00	39.59	1.11	43.95
CRAIG	219	20.60	0.00	1.84	1.00	23.44	1.03	24.14
DELTA GREELY	1027	74.10	0.00	8.91	1.53	84.54	1.16	98.07
DILLINGHAM	469	37.27	1.00	3.60	1.00	42.87	1.27	54.44
FAIRBANKS	13158	905.98	5.90	123.81	12.61	1,048.30	1.04	1,090.23
GALENA	172	17.47	0.00	1.14	1.00	19.61	1.30	25.49
HAINES	360	32.96	1.00	2.96	1.00	37.92	1.05	39.81
HOONAH	235	21.67	0.00	2.79	1.00	25.46	1.08	27.49
HYDABURG	108	13.00	1.00	1.65	1.00	16.65	1.03	17.15
IDITAROD	392	56.24	1.00	3.97	1.00	62.21	1.33	82.74
JUNEAU	4244	287.24	1.26	52.23	5.14	345.87	1.00	345.87
KAKE	178	17.87	0.00	3.37	1.00	22.24	1.03	22.90
KASHUNAMTUT	189	18.60	2.27	2.53	1.00	24.40	1.33	32.45
KENAI	8414	645.39	10.03	77.16	12.85	745.43	1.00	745.43
KETCHIKAN	2450	170.58	1.00	23.42	3.10	198.10	1.00	198.10
KING COVE	133	14.87	0.00	2.44	1.00	18.31	1.27	23.25
KLAWOCK	168	17.20	0.00	3.07	1.00	21.27	1.03	21.91
KODIAK	2319	192.25	1.93	29.55	2.35	226.08	1.09	266.43
KUSPUK	371	53.53	1.50	3.67	1.04	59.74	1.33	79.46
LAKE & PENINSULA	369	62.62	1.00	3.52	1.10	68.24	1.31	89.39
LOWER KUSKOKWIM	2682	288.96	54.95	28.21	3.06	375.18	1.42	532.76
LOWER YUKON	1343	148.81	6.80	17.98	2.46	176.05	1.35	237.66
MAT-SU	8940	639.69	1.10	65.40	9.83	716.02	1.00	716.02
MEMANA	208	19.87	1.00	2.19	1.00	24.06	1.20	28.87
NOME	759	56.47	1.00	5.80	1.00	64.27	1.34	86.12
NORTH SLOPE	1231	120.05	5.30	9.20	2.00	136.55	1.45	197.99
NORTHWEST ARCTIC	1637	166.49	7.14	15.23	1.73	190.59	1.45	276.35
PELICAN	54	8.25	0.00	1.00	1.00	10.25	1.08	11.07
PETERSBURG	597	45.80	1.00	6.17	1.00	53.97	1.00	53.97
PRIBILOF	152	19.44	1.00	2.05	1.00	23.49	1.30	30.54
RAILBELT	346	39.66	0.00	2.12	1.00	42.78	1.23	52.62
SAND POINT	135	15.00	0.00	1.53	1.00	17.53	1.27	22.26
SITKA	1637	113.77	1.00	17.59	1.62	133.98	1.00	133.98
SKAGWAY	136	15.07	0.00	1.00	1.00	17.07	1.05	17.92
SOUTHEAST ISLAND	435	72.42	0.00	3.16	1.00	76.58	1.04	79.64
SOUTHWEST REGION	491	67.47	9.08	3.66	1.00	81.21	1.31	106.38
ST. MARY'S	125	14.33	1.00	1.11	1.00	17.44	1.30	22.68
TANANA	86	11.17	1.00	1.00	1.00	14.17	1.30	18.42
UNALASKA	170	17.33	1.00	1.09	1.00	20.42	1.27	25.94
VALDEZ	697	52.62	0.00	5.32	1.06	59.00	1.11	65.49
WASSELL	497	38.89	0.00	6.52	1.00	46.41	1.00	46.41
YAKUTA	147	15.80	0.00	1.72	1.00	18.52	1.08	20.00
YUKON FLATS	390	58.76	1.00	4.22	1.00	64.98	1.46	94.87
YUKON-KOYUKUK	556	77.95	1.00	5.57	1.15	85.67	1.34	114.80
YUPIIT	281	35.32	6.61	2.58	1.00	45.51	1.41	64.16

TOTALS 102,142 7,931.69 186.80 1,003.85 134.76 9,257.10 10,109.60

A	B	E	I	K	L	M	N	O
SCHOOL DISTRICT	FY88 PROJECTED BASIC NEED \$60,000	REQUIRED LOCAL EFFORT	DEDUCTIBLE PL874	FY88 PROPOSED STATE AID	BASIC NEED PER UNIT	REQ. LOCAL EFFORT PER UNIT	PL874 DEDUCTIBLE PER UNIT	FY 88 STATE AID PER UNIT
ADAK	\$3,988,200		\$1,792,632	\$2,195,568	\$60,000	10	\$26,969	\$33,031
ALASKA GATEWAY	\$4,975,200		\$626,551	\$4,348,649	\$60,000	10	\$7,556	\$52,444
ALEUTIAN REGION	\$1,645,200		\$294,651	\$1,350,549	\$60,000	10	\$10,746	\$49,254
ANCHORAGE	\$184,731,600	\$44,656,060	\$330,028	\$119,745,512	\$60,000	\$21,000	\$107	\$38,893
ANNETTE ISLAND	\$2,534,400		\$1,406,836	\$1,127,564	\$60,000	10	\$33,306	\$26,694
BERING STRAIT	\$15,297,600		\$4,199,309	\$11,098,291	\$60,000	10	\$16,470	\$43,530
BRISTOL BAY	\$2,104,800	\$406,164	\$259,254	\$1,439,382	\$60,000	\$11,578	\$7,390	\$41,031
CHATHAM	\$2,827,800		\$782,972	\$2,044,828	\$60,000	10	\$16,613	\$43,387
CHUGACH	\$1,644,600		\$183,932	\$1,460,668	\$60,000	10	\$6,710	\$53,290
COPPER RIVER	\$4,889,400		\$398,113	\$4,491,287	\$60,000	10	\$4,885	\$55,115
CORDOVA	\$2,637,000	\$495,929	\$15,603	\$2,125,468	\$60,000	\$11,284	\$355	\$48,361
CRAIG	\$1,448,400	\$149,219	\$32,973	\$1,266,208	\$60,000	\$6,181	\$1,366	\$52,453
DELTA GREELY	\$5,884,200		\$1,042,286	\$4,841,914	\$60,000	10	\$10,628	\$49,372
DILLINGHAM	\$3,266,400	\$430,063	\$354,651	\$2,481,686	\$60,000	\$7,900	\$6,515	\$45,586
FAIRBANKS	\$65,413,800	\$18,907,656	\$32,127	\$46,474,017	\$60,000	\$17,343	\$29	\$42,628
GALENA	\$1,529,400	\$80,428	\$443,016	\$1,005,956	\$60,000	\$3,155	\$17,380	\$39,665
HAINES	\$2,388,600	\$390,486	\$46,164	\$1,951,950	\$60,000	\$9,809	\$1,160	\$49,032
HOONAH	\$1,649,400	\$116,950	\$190,808	\$1,341,642	\$60,000	\$4,254	\$6,941	\$48,805
HYDABURG	\$1,029,000	\$53,671	10	\$975,329	\$60,000	\$3,130	10	\$56,870
IDITAROD	\$4,964,400		\$849,651	\$4,114,749	\$60,000	10	\$10,269	\$49,731
JUNEAU	\$20,752,200	\$4,753,969	\$26,897	\$13,969,334	\$60,000	\$19,533	\$78	\$40,389
KAKE	\$1,374,000	\$48,754	\$209,395	\$1,115,851	\$60,000	\$2,129	\$9,144	\$48,727
KASHUNAMIUT	\$1,947,000		\$498,907	\$1,448,093	\$60,000	10	\$15,375	\$44,625
KENAI	\$44,725,800	\$15,621,367	\$190,124	\$28,914,309	\$60,000	\$20,956	\$255	\$38,789
KETCHIKAN	\$11,886,000	\$3,617,536	\$6,205	\$8,262,259	\$60,000	\$18,261	\$31	\$41,708
KING COVE	\$1,395,000	\$97,566	\$138,006	\$1,159,428	\$60,000	\$4,196	\$5,936	\$49,868
KLAMOCK	\$1,314,600	\$23,364	\$210,198	\$1,081,038	\$60,000	\$1,066	\$9,594	\$49,340
KODIAK	\$14,785,800	\$2,209,790	\$146,749	\$12,429,261	\$60,000	\$8,967	\$595	\$50,437
KUSPUK	\$4,767,600		\$1,213,011	\$3,554,589	\$60,000	10	\$15,266	\$44,734
LAKE & PENINSULA	\$5,363,400		\$1,036,848	\$4,326,552	\$60,000	10	\$11,599	\$48,401
LOWER KUSKOKWIM	\$31,965,600		\$5,933,153	\$26,032,447	\$60,000	10	\$11,137	\$48,863
LOWER YUKON	\$14,259,600		\$4,633,701	\$9,625,899	\$60,000	10	\$19,497	\$40,503
MAT-SU	\$42,961,200	\$10,867,024	\$19,026	\$32,075,150	\$60,000	\$15,177	\$27	\$44,796
MEMANA	\$1,732,200	\$72,398	\$6,566	\$1,653,236	\$60,000	\$2,508	\$227	\$57,265
HOME	\$5,167,200	\$606,540	\$82,724	\$4,477,936	\$60,000	\$7,043	\$961	\$51,996
NORTH SLOPE	\$11,879,400	\$4,157,790	\$1,059,034	\$6,662,576	\$60,000	\$21,000	\$5,349	\$33,651
NORTHWEST ARCTIC	\$16,581,000	\$940,181	\$3,020,516	\$12,620,303	\$60,000	\$3,402	\$10,930	\$45,668
PELICAN	\$664,200	\$59,950	10	\$604,250	\$60,000	\$5,416	10	\$54,584
PETERSBURG	\$3,238,200	\$541,422	\$8,155	\$2,688,623	\$60,000	\$10,032	\$151	\$49,817
PRIBILOF	\$1,832,400		\$602,751	\$1,229,649	\$60,000	10	\$19,736	\$40,264
RAILBELT	\$3,157,200		\$116,668	\$3,040,732	\$60,000	10	\$2,213	\$57,787
SAND POINT	\$1,335,600	\$298,564	10	\$1,037,036	\$60,000	\$13,413	10	\$46,587
SITKA	\$8,038,800	\$1,764,700	\$84,012	\$6,190,088	\$60,000	\$13,171	\$627	\$46,202
SKAGWAY	\$1,075,200	\$236,146	10	\$839,054	\$60,000	\$13,178	10	\$46,822
SOUTHEAST ISLAND	\$4,778,400		\$764,757	\$4,013,643	\$60,000	10	\$9,603	\$50,397
SOUTHWEST REGION	\$6,352,800		\$1,742,370	\$4,610,430	\$60,000	10	\$16,379	\$43,621
ST. MARY'S	\$1,360,800	\$17,805	\$62,613	\$1,280,382	\$60,000	\$785	\$2,761	\$56,454
TANANA	\$1,105,200	\$47,021	\$186,793	\$871,386	\$60,000	\$2,553	\$10,141	\$47,307
UNALASKA	\$1,556,400	\$382,258	\$154,473	\$1,019,669	\$60,000	\$16,736	\$5,955	\$39,309
VALDEZ	\$3,929,400	\$1,375,290	\$9,495	\$2,544,615	\$60,000	\$21,000	\$145	\$38,855
WRANGELL	\$2,784,600	\$434,682	\$2,037	\$2,347,881	\$60,000	\$9,366	\$44	\$50,590
YAKUTAT	\$1,200,000	\$72,547	\$56,386	\$1,071,067	\$60,000	\$3,627	\$2,819	\$53,553
YUKON FLATS	\$5,692,200		\$703,866	\$4,988,334	\$60,000	10	\$7,419	\$52,581
YUKON-KOYUKUK	\$6,884,000		\$1,484,668	\$5,403,532	\$60,000	10	\$12,931	\$47,069
YUPIIT	\$3,849,600		\$1,043,126	\$2,806,474	\$60,000	10	\$16,258	\$43,742

TOTALS	\$606,500,000	\$135,935,290	\$38,734,385	\$431,906,325	STATEWIDE AVERAGE PERCENTAGE	\$13,446	\$3,859	\$42,695
						22.4%	6.4%	71.2%

STATE CORR STUDY -----))) \$2,225,340
 VALDEZ CONTRACT -----))) \$600,000
 HOLD HARMLESS -----))) \$2,462,489

 TOTAL STATE AID -----))) \$4,371,949

A	B	C	D	E	F	G	H	I	J	K
SCHOOL DISTRICT	FY88 PROJECTED BASIC NEED \$60,000	65% OF BASIC NEED	35% OF BASIC NEED	REQUIRED LOCAL EFFORT	35% BASIC NEED MINUS REQ. LOC. EFF	FY86 PL874 LESS SP. ED.	PL874 PERCENTAGE	DEDUCTIBLE PL874	65% BASIC NEED LESS DEDUC. PL874	FY88 PROPOSED STATE AID
ADAK	\$3,988,200	\$2,592,330	\$1,395,870		\$1,395,870	\$1,991,814	100.00%	\$1,792,632	\$799,698	\$2,195,568
ALASKA GATEWAY	\$4,975,200	\$3,233,880	\$1,761,320		\$1,761,320	\$696,167	100.00%	\$626,551	\$2,607,329	\$4,368,649
ALEUTIAN REGION	\$1,645,200	\$1,069,380	\$575,820		\$575,820	\$327,390	100.00%	\$294,651	\$774,729	\$1,350,549
ANCHORAGE	\$184,731,600	\$120,075,540	\$64,656,060	\$64,656,060	\$0	\$407,283	90.04%	\$330,028	\$119,745,512	\$119,745,512
ANNETTE ISLAND	\$2,534,400	\$1,647,360	\$887,040		\$887,040	\$1,563,151	100.00%	\$1,406,836	\$240,524	\$1,127,564
BERING STRAIT	\$15,297,600	\$9,943,440	\$5,354,160		\$5,354,160	\$4,665,899	100.00%	\$4,199,309	\$5,744,131	\$11,098,291
BRISTOL BAY	\$2,104,800	\$1,368,120	\$736,680	\$406,164	\$330,516	\$288,060	100.00%	\$259,254	\$1,108,866	\$1,439,382
CHATHAM	\$2,827,800	\$1,838,070	\$989,730		\$989,730	\$869,969	100.00%	\$782,972	\$1,055,098	\$2,044,828
CHUGACH	\$1,644,600	\$1,068,990	\$575,610		\$575,610	\$204,369	100.00%	\$183,932	\$885,058	\$1,460,668
COPPER RIVER	\$4,889,400	\$3,178,110	\$1,711,290		\$1,711,290	\$442,347	100.00%	\$398,113	\$2,779,997	\$4,491,287
CORDOVA	\$2,637,000	\$1,714,050	\$922,950	\$495,929	\$427,021	\$28,723	60.36%	\$15,603	\$1,698,447	\$2,125,468
CRAIG	\$1,448,400	\$941,460	\$506,940	\$149,219	\$357,721	\$36,636	100.00%	\$32,973	\$908,487	\$1,266,208
DELTA GREELY	\$5,884,200	\$3,824,730	\$2,059,470		\$2,059,470	\$1,158,096	100.00%	\$1,042,286	\$2,782,444	\$4,841,914
DILLINGHAM	\$3,266,400	\$2,123,160	\$1,143,240	\$430,063	\$713,177	\$394,056	100.00%	\$354,651	\$1,768,509	\$2,481,686
FAIRBANKS	\$65,413,800	\$42,518,970	\$22,894,830	\$18,907,656	\$3,987,174	\$49,181	72.58%	\$32,127	\$42,486,843	\$66,474,017
GALENA	\$1,529,400	\$994,110	\$535,290	\$80,428	\$454,862	\$539,956	91.16%	\$443,016	\$561,094	\$1,005,956
HAINES	\$2,388,600	\$1,552,590	\$836,010	\$390,486	\$445,524	\$52,737	97.26%	\$46,164	\$1,506,426	\$1,951,950
HOONAH	\$1,649,400	\$1,072,110	\$577,290	\$116,950	\$460,340	\$212,009	100.00%	\$190,808	\$881,302	\$1,341,642
HYDABURG	\$1,029,000	\$668,850	\$360,150	\$53,671	\$306,479	\$0	100.00%	\$0	\$668,850	\$975,329
JOITAROD	\$4,964,400	\$3,226,860	\$1,737,540		\$1,737,540	\$944,056	100.00%	\$849,651	\$2,377,209	\$4,114,749
KUNEAU	\$20,752,200	\$13,488,930	\$7,263,270	\$6,755,969	\$507,301	\$40,941	73.00%	\$26,897	\$13,462,033	\$13,969,334
KAKE	\$1,374,000	\$893,100	\$480,900	\$48,754	\$432,146	\$408,988	56.89%	\$209,395	\$683,705	\$1,115,851
KASHUNAMIUT	\$1,947,000	\$1,265,550	\$681,450		\$681,451	\$554,341	100.00%	\$498,907	\$766,643	\$1,448,093
KENAI	\$44,725,800	\$29,071,770	\$15,654,030	\$15,621,367	\$32,663	\$247,448	85.37%	\$190,124	\$28,881,646	\$28,914,309
KETCHIKAN	\$11,886,000	\$7,725,900	\$4,160,100	\$3,617,536	\$542,564	\$10,429	66.11%	\$6,205	\$7,719,695	\$8,262,259
KING COVE	\$1,395,000	\$906,750	\$488,250	\$97,565	\$390,684	\$153,339	100.00%	\$138,006	\$768,744	\$1,159,428
KLAMOCK	\$1,314,600	\$854,490	\$460,110	\$23,364	\$436,746	\$294,169	79.39%	\$210,198	\$644,292	\$1,081,038
KODIAK	\$14,785,800	\$9,610,770	\$5,175,030	\$2,209,790	\$2,965,240	\$163,055	100.00%	\$146,749	\$9,464,021	\$12,429,261
USPUK	\$4,767,600	\$3,098,940	\$1,668,640		\$1,668,660	\$1,347,790	100.00%	\$1,213,011	\$1,885,929	\$3,554,589
AKE & PENINSULA	\$5,363,400	\$3,486,210	\$1,877,190		\$1,877,190	\$1,152,052	100.00%	\$1,036,848	\$2,449,362	\$4,326,552
OWER KUSKOKWIM	\$31,965,600	\$20,777,640	\$11,187,960		\$11,187,960	\$6,592,392	100.00%	\$5,933,153	\$14,844,487	\$26,032,447
OWER YUKON	\$14,259,600	\$9,268,740	\$4,990,860		\$4,990,860	\$5,148,557	100.00%	\$4,633,701	\$4,635,039	\$9,625,899
VAT-SU	\$42,961,200	\$27,924,780	\$15,036,420	\$10,867,024	\$4,169,396	\$36,183	58.43%	\$19,026	\$27,905,754	\$32,075,150
WENAMA	\$1,732,200	\$1,125,930	\$606,270	\$72,398	\$533,872	\$7,295	100.00%	\$6,566	\$1,119,364	\$1,653,236
WOME	\$5,167,200	\$3,358,680	\$1,808,520	\$406,540	\$1,201,980	\$91,915	100.00%	\$82,724	\$3,275,956	\$4,477,936
NORTH SLOPE	\$11,879,400	\$7,721,610	\$4,157,790	\$4,157,790	\$0	\$3,951,590	29.78%	\$1,059,034	\$6,662,576	\$6,662,576
NORTHWEST ARCTIC	\$16,581,000	\$10,777,650	\$5,803,350	\$940,181	\$4,863,169	\$3,356,126	100.00%	\$3,020,514	\$7,757,136	\$12,520,305
PELICAN	\$664,200	\$431,730	\$232,470	\$59,950	\$172,520	\$0	100.00%	\$0	\$431,730	\$604,250
PETERSBURG	\$3,238,200	\$2,104,830	\$1,133,370	\$541,422	\$591,948	\$11,386	79.58%	\$8,155	\$2,096,675	\$2,688,623
PRIBILOF	\$1,832,400	\$1,191,060	\$641,340		\$641,340	\$669,724	100.00%	\$602,751	\$588,309	\$1,229,649
RAILBELT	\$3,157,200	\$2,052,180	\$1,105,020		\$1,105,020	\$129,409	100.00%	\$116,468	\$1,935,712	\$3,040,732
SAND POINT	\$1,335,600	\$868,140	\$467,460	\$298,564	\$168,896	\$0	100.00%	\$0	\$868,140	\$1,037,036
SITKA	\$8,038,800	\$5,225,220	\$2,813,580	\$1,764,700	\$1,048,880	\$162,224	57.54%	\$84,012	\$5,141,208	\$6,190,088
SKAGWAY	\$1,075,200	\$698,880	\$376,320	\$236,146	\$140,174	\$0	100.00%	\$0	\$698,880	\$839,054
SOUTHEAST ISLAND	\$4,778,400	\$3,105,960	\$1,672,440		\$1,672,440	\$849,730	100.00%	\$764,757	\$2,341,203	\$4,013,643
SOUTHWEST REGION	\$6,382,800	\$4,148,820	\$2,233,980		\$2,233,980	\$1,935,966	100.00%	\$1,742,370	\$2,406,450	\$4,640,430
ST. MARY'S	\$1,360,800	\$884,520	\$476,280	\$17,805	\$458,475	\$390,733	17.81%	\$62,613	\$821,907	\$1,280,382
TANANA	\$1,105,200	\$718,380	\$386,820	\$47,021	\$339,799	\$231,071	89.82%	\$186,793	\$531,587	\$871,386
UNALASKA	\$1,556,400	\$1,011,660	\$544,740	\$382,258	\$162,482	\$171,636	100.00%	\$154,473	\$857,187	\$1,019,649
VALDEZ	\$3,929,400	\$2,534,110	\$1,375,290	\$1,375,290	\$0	\$34,275	30.78%	\$9,495	\$2,544,615	\$2,544,615
WRANGELL	\$2,784,600	\$1,809,990	\$974,610	\$434,682	\$539,928	\$2,964	76.37%	\$2,037	\$1,807,953	\$2,347,881
YAKUTAT	\$1,200,000	\$780,000	\$420,000	\$72,547	\$347,453	\$62,652	100.00%	\$56,386	\$723,614	\$1,071,047
YUKON FLATS	\$5,692,200	\$3,699,930	\$1,992,270		\$1,992,270	\$782,074	100.00%	\$703,866	\$2,996,064	\$4,988,334
YUKON-KOYUKUK	\$6,888,000	\$4,477,200	\$2,410,800		\$2,410,800	\$1,649,409	100.00%	\$1,484,668	\$2,992,732	\$5,403,532
YUPIIT	\$3,849,600	\$2,502,240	\$1,347,360		\$1,347,360	\$1,159,029	100.00%	\$1,043,126	\$1,459,114	\$2,806,474
TOTALS	\$406,576,000	\$264,274,400	\$121,321,600	\$135,935,290	\$76,366,310	\$46,670,793		\$38,734,385	\$355,540,015	\$431,906,325