

ALASKA LEGISLATURE COMMITTEE FILES 1987-1988 8672

5161 HTRA HB 213 (FILE 2) 733

PROGRAM/PROJECT	RECIPIENT	RECEIPT CATEGORY	SOURCE	SFY 80	SFY 81	SFY 82	SFY 83	SFY 84	STATUS	COMMENT
Low Income Home Weatherization Assistance	DEPD Subgrantees	Categorical	DOE	1,282,071	957,100	1,491,507	813,950	858,026	Continuing	Level of future funding stable at \$850,000*
"Jobs Bill" for use with WX	DEPD Subgrantees	One Time	DOE	-0-	-0-	-0-	-0-	447,000	One Time	
Warner for use with WX	DEPD Subgrantees	One Time	DOE	-0-	-0-	-0-	-0-	795,000	One Time	
Solar Bank for use with State funded Weatherization Program	DEPD Subgrantees	One Time	HUD	-0-	-0-	-0-	-0-	350,000	One Time	
Anemometer Loan Program	DEPD	Project	DOE	9,800	-0-	-0-	-0-	-0-	Closing	
DOE "CENTS" Program	DEPD	Project	DOE	-0-	-0-	5,000	-0-	-0-	Completed	
Energy Extension Service Evaluation	DEPD	Project	DOE	-0-	-0-	10,000	-0-	-0-	Completed	
Emergency Energy Conservation Planning	DEPD	Project	DOE	-0-	29,000	-0-	-0-	-0-	Completed	
Hydrogen Assessment	DEPD	Contract	DOE	-0-	30,000	-0-	-0-	-0-	Completed	
Oil Shale	DEPD	Project	DOE	37,500	-0-	-0-	-0-	-0-	Completed	
Rural Education	DEPD	Project	ACTION	27,999	-0-	-0-	-0-	-0-	Completed	
State Energy Con- servation Program Evaluation	DEPD	Project	DOE	-0-	-0-	10,000	-0-	-0-	Completed	
Trade Expo. Non- Nuclear Energy Research	DEPD	Project	DOE	40,000	-0-	-0-	-0-	-0-	Completed	
Wood Assessment	DEPD	Project	DOE	-0-	40,000	-0-	-0-	-0-	Completed	

PROGRAM/PROJECT	RECIPIENT	RECEIPT CATEGORY	SOURCE	SFY 80	SFY 81	SFY 82	SFY 83	SFY 84	STATUS	COMMENT
Western SUN	DEPD	Contract	Western SUN DOE	112,500	145,800	89,100	-0-	-0-	Completed	
Waste Heat Agriculture	DEPD	Project	DOE	-0-	30,000	-0-	-0-	-0-	Completed	

NOTE: Figure in SFY columns represents funds granted to DEPD during that year.

DEPD = State Division of Energy and Power Development

DOE = U.S. Department of Energy

HUD = U.S. Department of Urban Development

SFY = State Fiscal Year

* Possible increase in funding in these programs by one time legislation - i.e. - Warner, Jobs Bill, Solar Bank, oil overcharge funds.

STATE OF ALASKA

DEPARTMENT OF COMMERCE & ECONOMIC DEVELOPMENT

OFFICE OF THE COMMISSIONER

BILL SHEFFIELD, GOVERNOR

POUCH D
JUNEAU, ALASKA 99811
PHONE: 465-2500

June 1, 1983

RECEIVED
JUN 01 1983

HOUSE RESEARCH AGENCY

Mses. Betty Barton and
Deborah Pomeroy
Alaska State Legislature
House of Representatives
Research Agency
Pouch Y, State Capitol
Juneau, Alaska 99811

Dear Betty and Debbie:

I was finally able to scratch together significant information on the Economic Enterprise EDA grant funding. This information should be added to that of my letter to you dated May 20, 1983.

EDA 302 The U.S. Department of Commerce, Economic Development Administration, granted \$150,000 to the Division of Economic Enterprise in FY '80 for the development of an economic development planning process within the State of Alaska. The grant number was 07-25-01659-03. No further funding was received by the DC&ED. The economic development planning process has been assumed by the Office of the Governor.

EDA 304 The Division of Economic Enterprise participated in a cooperative funding assistance program with the U.S. Economic Development Administration (EDA). Through this program, grant funds can be made available to public and nonprofit agencies for public works and technical assistance projects which will result in the creation of new permanent jobs in the private sector. The State is required to match at least 25% of the EDA funds for a project. No federally funded authorization is on the State books. All EDA funds are granted directly to the recipient agency by the feds.

The amount of EDA funded projects by federal fiscal year is: FFY '79 \$1,947,903; FFY '80 \$4,112,738; FFY '81 \$2,823,983; FFY '82 \$1,669,174; and, FFY '83 \$68,924. There is no commitment for funding in federal fiscal year '84.

I apologize for the delay on this additional information that I had promised you, as per our phone conversation on May 20. If you have any questions, please call me at 465-2509 and I'll try to help.

Sincerely,



Steven D. Hildebrand
Accounting Supervisor

08-H2LH

SDH/wfs2/23
53183a

STATE OF ALASKA

DEPT. OF COMMUNITY & REGIONAL AFFAIRS

OFFICE OF THE COMMISSIONER

Department of Community & Regional
Affairs

POUCH B

JUNEAU, ALASKA 99811
PHONE: (907) 465-4700

225 CORDOVA STREET - BLDG B
ANCHORAGE, ALASKA 99501
PHONE: (907) 264-2294

May 18, 1983

Betty Barton
Deborah Pomeroy
Research Staff
Research Agency
House of Representatives
Pouch Y
Juneau, Alaska 99811

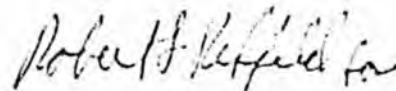
RECEIVED
MAY 19 1983

HOUSE RESEARCH AGENCY

Dear Betty and Deborah,

Attached is the response by the Department of Community and Regional Affairs to your request of April 20. Hopefully this information on federal funding for FY80 through FY84 is adequate to meet your needs. If you require any further assistance, please contact Bob Rehfeld, Director of Administrative Services at 465-4708.

Sincerely,



Mark Lewis
Commissioner

<u>FEDERAL AGENCY</u>	<u>PROGRAM</u>	<u>GRANT AUTHORITY</u>	<u>FY80</u>	<u>FY81</u>	<u>FY82</u>	<u>ESTIMATED FY83</u>	<u>ESTIMATED FY84</u>
U.S. Civil Service Commission Federal program was discontinued	Intergovernmental Personnel	1.P.A. of 1970 (P.L. 91-648)	28.0	-0-	-0-	-0-	-0-
Department of Energy <u>Transferred program to Commerce and Economic Development.</u> expenditures at this time.	Weatheriza. to low income indivs.	P.L.94-385 Possibly being transferred back to DC&RA	56.3	-0-	-0-	-0-	-0-
Department of Justice Program was discontinued-uncertain if this was transferred to another Department	Volunteer Services	Title I of Omnibus Crime Control Act of 1968	50.0	-0-	-0-	-0-	-0-
Community Services Admin. This program was merged with other similar programs to for the	State Technical Assistance	Title II, Sec 231, Economic Opportunity Act of 1964 Community Services Block Grant	199.0	8.9	-0-	-0-	-0-
U.S. Dept. of Commerce, NOAA Current grants terminate June 30, 1984. No new funds are anticipated.	Coastal Energy Impact Program	Sec 308, Coastal Zone Management Act of 1972	1,702.8	146.5	1,398.6	1,855.8	2,605.4
U.S. Dept of Commerce, NOAA FY83 is the last year for funding under this Act-FY84 estimate is carry forward funds only. Grant funds were awarded to the Governor's Office prior to FY82. This program will be transferred to the Governor's Office in FY84.	Coastal Management Program Dev.	Sec 305 & 306, Coastal Zone Management Act of 1972	-0-	-0-	1,610.4	3,420.8	-0-
U.S. Department of Housing and Urban Development Program terminated at the Federal level	Comprehensive Planning	HUP 701	155.9	161.8	281.6	-0-	-0-
U.S. Dept of Agriculture This is based solely on Federal income derived from National Forests located within municipal boundaries.	National Forest Receipts	16 USC 500 as amended by P.L. 94-588	1,079.9	1,981.9	1,155.9	1,663.2	1,500.0
✓ U.S. Department of Labor Elimination of the Public Service Employment Program-Act terminates 9/30/83 to be replaced with the Jobs Training Partnership Act.	Comprehensive Employment and Training Program	Comprehensive Employment and Training Act	15,667.3	11,485.8	6,670.5	5,970.2	3,000.0
U.S. Department of Commerce	Economic Development Admin	Title IX, Sec 903, Economic Opportunity Act of 1964	-0-	3.1	-0-	-0-	-0-
Fed Emergency Management Agency This is a fairly new program for Federal funding. It is anticipated to continue.	National Flood Program-State Assistance	Sec 102A, Flood Disaster Protection Act of 1973	-0-	31.3	54.2	90.0	148.4
U.S. Department of Labor This program replaces old CETA program. Funds received by the State will include an allocation for the Municipality of Anchorage previously received directly from the federal government by Anchorage under the old CETA program.	Jobs Training Partnership Act		-0-	-0-	-0-	-0-	5,581.8
U.S. Department of Housing and Urban Development	Technical Assist Program	Sec 107, Title I Housing and Comm. Dev. Act of 1974	-0-	-0-	-0-	50.0	50.0
U.S. Department of Housing and Urban Development	Comm Dev Block Grant	Title I Housing and Comm. Dev. Act of 1974	-0-	-0-	-0-	83.1	2,696.9
U.S. Department of Housing and Urban Development Due to late start up of FFY82 and FFY83 grant programs, funds will not be expended until State FY84.	Comm Service Block Grant	P.L. 97-35 Omnibus Budget Reconciliation Act of 1981, Sec 671-682	-0-	-0-	-0-	41.8	727.5

Department of Education

MEMORANDUM

State of Alaska

TO: Alaska State Legislature
House of Representatives
Research Agency
Research Staff

R. S. Van Slyke

FROM: Robert Van Slyke
Deputy Commissioner
Department of Education

DATE: June 3, 1983

FILE NO:

TELEPHONE NO: 465-2802

SUBJECT: Federal Funds Received

As requested, attached are the Department of Education's major sources of regular federal program funds for Fiscal Years 1980-1984.

If you have any questions, please call Richard Spaziani, Deputy Director, Educational Program Support Division, at 2900/2830.

Attachments

RECEIVED
JUN 07 1983

HOUSE RESEARCH AGENCY

SUMMARY OF MAJOR FEDERAL FUNDING SOURCES
ALASKA DEPARTMENT OF EDUCATION

All Dates Are State Fiscal Years

Note: (Firm Fiscal Year 1984 entitlements have not been released at this time.)

Program: P.L. 81-874 Federal Impact Aid

1978	\$44,874,571
1979	47,928,481
1980	46,934,161
1981	46,399,198
1982	41,658,687
1983	34,444,051

These funds are provided for students whose parents live and/or work on federal lands not subject to State or local taxation. Entitlement variations are caused primarily by changes in the level of annual federal appropriations.

Impact: State aid to public schools is affected by the provision of AS 14.17.021(b) as applied to the Rural Education Attendance Areas; decreases in federal funds causes a demand for added State funds to meet school district entitlements computed under the State aid distribution formula of AS 14.17.

These funds are normally classified as "other receipts." Funds received directly by the State are used as part of State funding for school operations on military reservations (See AS 14.08.031(c); AS 14.12.020 (a); and AS 14.14.110(c)).

Program: U.S. Department of Agriculture Federal Child Nutrition Programs

1. National School Lunch Program
2. School Breakfast Program
3. Special Milk Program
4. USDA Food Distribution Program
5. Child Care Food Program
6. Nutrition Education and Training Program

The first five programs are "grants-in-aid" entitlement programs with performance funding. The State earns funds or draws USDA commodities based on the number of meals served, times a federally determined reimbursement rate per meal.

School Food Services
Federal Reimbursement Summary

	<u>FY 80</u>	<u>FY 81</u>	<u>FY 82</u>	<u>With est. FY 83</u>	<u>With est. FY 84</u>
SPECIAL MILK PROGRAM (SMP)	174,752	125,889	42,567	33,205	33,205
NUTRITION EDUCATION & TRAINING PROGRAM (NETP)	74,498	74,963	50,000	50,000	50,000
NATIONAL SCHOOL LUNCH PROGRAM (NSLP)					
General Assistance for all Children (Sec. 4)	1,477,038	1,579,285	1,021,988	1,091,961	1,113,800
Assistance for Needy Students (Sec. 11)	2,496,275	3,057,479	3,539,980	3,775,427	3,813,181
Food Service Equipment Assistance - Schools	42,227	40,540	-0-	-0-	-0-
Total Lunch Reimbursement	4,015,540	4,677,304	4,561,968	4,867,388	4,926,981
SCHOOL BREAKFAST PROGRAM (SBP)	284,075	363,836	403,815	457,507	462,082

School Food Services
Federal Reimbursement Summary

	<u>FY 80</u>	<u>FY 81</u>	<u>FY 82</u>	<u>Est. FY 83</u>	<u>Est. FY 84</u>
CHILD CARE FOOD PROGRAM (CCFP)					
Food Service	\$ 916,412	\$1,687,277	\$1,334,701	\$1,481,349	\$1,599,349
Sponsor Administration	14,028	98,158	137,286	164,712	181,183
Sponsor Startup	12,140	-0-	-0-	1,350	
Cash in lieu of Commodities	80,471	77,087	63,920	82,501	83,429
Food Service Equipment Asstc.	15,062	7,543	-0-	-0-	-0-
Audit Funds	5,398	8,573	-0-	35,859	29,439
Total Child Care Reimbursement	\$1,043,511	\$1,878,638	\$1,535,907	\$1,765,771	\$1,893,400
SUMMER FOOD SERVICE PROGRAM (SFSP)					
	-0-	-0-	-0-	-0-	-0-
STATE ADMINISTRATIVE FUNDS (SAE)					
Summer SAE	-0-	-0-	-0-	-0-	-0-
SAE	192,091	214,375	247,126	262,604	274,429
TOTAL REIMBURSEMENT	\$5,784,467	\$7,335,005	\$6,841,383	\$7,436,475	\$7,640,097

The bottom line figures do not give a true picture of federal budget cuts or their impact. Increases in program participation have entitled Alaska to receive more funds almost every year since 1980 when the federal cuts began.

The following factors have decreased expected funding:

1. Twice yearly upward cost of living adjustments in reimbursement rates were reduced to annual adjustments.

2. A change in the method of calculating reimbursement for the Child Care Food Program (elimination of the tiering method).
3. A lowered reimbursement rate for the reduced price child thereby increasing costs to the student and increasing the cost of total care to the parent in child care institutions.
4. Change in the income level index used to determine eligibility for free and reduced price meals thus making fewer students qualify for this aid.
5. The limit on the number of meals served per child in the Child Care Food Program was lowered from 5 (3 meals and 2 supplements) to 3 (3 meals and 1 supplement).

Impact: In 1983 there were no federal cuts in the Child Nutrition feeding programs. Although the 1984 President's budget proposed more cuts, the "feeling" we are getting from Congress is that there will be no cuts. However, cuts from 1981 and 1982 are still being felt (Ref.: 1-5, above).

In 1982 General Assistance (Section 4 in School Programs and the paid rate in Child Cares) and the value of donated commodities received per meal was cut 40% (see 1-6, below). If the normal biannual increase had occurred (see Item No. 1, above), the rate would have increased around 21% by 1984.

1. Elimination of one high school program in Kodiak;
2. Elimination of Hydaburg schools in 1982, but they again participated in 1983;
3. Elimination of three small Child Care Programs;
4. Increased cost to children in most urban schools resulting in a decrease in the number of children participating in the programs;
5. Increased local district and Child Care center subsidy to the programs;
6. Belt tightening by everyone.

Program: ESEA Title VII Indian Education (Categorical)

1980	\$ 40,369
1981	57,891
1982	51,706
1983	28,101
1984	27,824 (Estimated)

The State Department of Education receives approximately 5 percent

of all Title VII funding which are appropriated directly by the federal government to local school districts. Federal appropriations to local school districts have been decreasing dramatically since FY 1980.

Impact: None specifically on local programs of bilingual/bicultural education; however, increasing demands for State funds at local school district sites for the purposes of developing and implementing local innovations to meet special needs are developing. Reduced Department of Education receipts requires greater use of State general funds for program administration and technical assistance.

Program: Civil Rights Act Title IV (Categorical)
(By grant application and competition)

1980	-0-
1981	\$ 82,956
1982	73,156
1983	53,141
1984	130,160 (Applied for)

Impact: Typically used for State Bilingual/Bicultural Education administration and to fund special Department of Education Bilingual/ Bicultural projects. Reduced funding places greater demand on State general funds to maintain same level of service.

Program: ESEA Title I, P.L. 89-313 and P.L. 91-142 VI-B (Categorical)

	<u>P.L. 89-313</u>	<u>P.L. 94-142 VI-B</u>
	<u>Disadvantaged Handicapped)</u>	<u>(All Handicapped Act)</u>
1980	\$1,757,891	\$1,496,568
1981	1,641,517	1,815,428
1982	1,826,761	1,724,376
1983	1,842,910	1,908,893
1984	2,000,000(Est.)	2,000,000 (Est.)

Impact: None

Program: ESEA Title I (ECIA Chapter I, FY 1983) (Categorical)
Disadvantaged Children--Basic Skills

	<u>Part A</u>	<u>Delinquent</u>	<u>DOE Administration</u>
	<u>(Disadvantaged)</u>		
1980	\$5,681,315	\$ 77,925	\$225,000
1981	5,136,090	95,949	225,000
1982	5,065,096	114,603	225,000
1983	5,038,933	111,656	225,000
1984	5,038,933 (Est.)	111,656 (Est.)	225,000 (Est.)

Impact: None anticipated. Funds received are based on qualified student enrollment.

Program: ESEA Title I (ECIA FY 1983) Migrant Education (Categorical)

1980	\$ 30,000
1981	90,724
1982	186,344
1983	313,538
1984	423,397 (Est.)

Impact: None anticipated. Funds received are based on qualified student enrollments.

Program: ESEA Title IV-B/C (Block Grants ECIA Chapter II FY 1983) (Categorical)

	<u>Title IV-B</u>	<u>Title IV-C</u>	<u>ECIS Chapter II Block Grants (Formerly IV-B/C)</u>
1981	\$ 366,892	\$ 792,756	
1982	345,437	265,577	
1983			1,749,888
1984			1,783,443

Impact: The greatest impact of federal aid reduction has been on local school district and individual classroom teachers who use Block Grant funds to develop or adapt innovative educational programs at the classroom level. State funding is not categorically available for this purpose. Additionally, funding was also available for the strengthening and development of general Department of Education administration, administrative systems, and activities. The funding of general SEA administrative activities and the development of SEA management systems has been greatly reduced under the block grant concept. Categorical program funding such as ECIA Chapter I, P.L. 94-142, Career and Vocational Education, and P.L. 89-313 cannot be used for this purpose.

Program: School Bus Driver Training and Driver Safety Education (Categorical)

	<u>School Bus Driver Training</u>	<u>K-12 Traffic Safety Education</u>	<u>Winter & Emergency Driving Education</u>
1980	\$23,170	\$36,150	-0-
1981	12,250	12,975	\$14,840
1982	12,250	-0-	-0-
1983	14,700	-0-	-0-
1984	14,700 (Est.)	-0-	-0-

Impact: None anticipated.

Program: Vocational Education (Categorical)

1980	\$1,060,000
1981	1,060,000
1982	1,060,000
1983	1,060,000
1984	1,060,000 (Est.)

Impact: None anticipated. However, federal regulations and federal accountability requirements necessitate the use of DOE staff beyond that which federal sources are willing to pay. Essentially, we have a State vocational education program administered by federal funds for federal purposes.

Program: Alaska Occupational Information Coordinating Committee (AOICC)
(Funding Source for the Alaska Career Information System (AKCIS))

1980	\$ 86,500
1981	95,730
1982	86,779
1983	70,920
1984	70,920 (Est.)

Impact: Must use State general funds (vocational matching) or administrative funds from federal vocational education sources to maintain a useful operational level of the program.

Program: Vocational Rehabilitation

1980	\$4,754,500
1981	5,121,800
1982	4,907,300
1983	5,090,800
1984	5,114,900 (Est.)

Impact: We do not anticipate any loss of federal funds for FY 1984.

Program: State Library Grants
(Also includes Health/Science Library funds)

1980	\$ 300,600
1981	428,500
1982	428,100
1983	461,800
1984	364,300

Impact: No specific impact on general library services. However, current reductions have resulted in the loss of one clerical position, library materials acquisition, and contractual abilities. The majority of the contractual service loss can generally be classified as office support, i.e., telephone, Xerox, and supplies; however, the ability of the Health/Science Library to provide data-base search service has been severely impaired.

STATE OF ALASKA

DEPT. OF ENVIRONMENTAL CONSERVATION

Department of Environmental
Conservation

BILL SHEFFIELD, GOVERNOR

Telephone: (907) 465-2600
Address:

May 10, 1983

Research Agency
Alaska State Legislature
House of Representatives
Pouch V
Juneau, Alaska 99811

RECEIVED
MAY 12 1983

HOUSE RESEARCH AGENCY

Attn: Ms. Betty Barton
Ms. Deborah Pomeroy

RE: Loss federal funds.

Dear Ms. Barton and Ms. Pomeroy:

The Alaska Department of Environmental Conservation (ADEC) is the recipient of federal funds from two federal agencies. U.S. Environmental Protection Agency (EPA) is ADEC's cognizant agency. U.S. Department of Agriculture (USDA) awards only one grant for the cooperative meat inspection program. All grants are categorical and are divided between continuing programs funded each year and special projects that are funded one-time.

ADEC is a young state agency with a small operating budget, 7% of Natural Resources Category. In fact, Department of Military Affairs is the only state agency with a smaller budget. ADEC's budget does not include general funds for special studies. In 1985, all special project funding (Exhibit B) by EPA] will cease.

There are several reasons for loss of federal funds. Those affecting ADEC are federal budget cuts, a state program that does not qualify for funding, and ADEC's state funding being below the minimum support required by the federal regulations. Another factor in lower federal funds is related to carry over] funds from one budget period to the next budget period. In SFY 84 carry over] funds will be near zero.

Grants awarded by EPA have been for the purpose of developing environmental programs to enhance the environment and health in the state. To receive a grant award, ADEC must meet definite terms and conditions such as, maintenance of effort by ADEC, good past performance, and a qualified technical staff.

May 10, 1983

In SFY 80, the federal government stopped their solid waste program for all states. In SFY 84, hazardous waste grant may be unavailable if the limited state funded program does not meet the basic criteria for grant awards. The environmental problems in Alaska are large, complicated, and increase each year. The work exceeds the available manpower in ADEC. The necessary state budget cuts have added to this burden and also jeopardize future federal funding.

It is important to realize that the difference between the state fiscal year and the federal fiscal year means that firm grant amounts are not available from the federal agency until after the state budget has been prepared. The grant amount in the budget is the best available estimate. In reality, a different amount may become available and the grant award increase. The difference between the budgeted amount and the actual grant award is authorized through an RPL.

Attached are exhibits giving comparisons of grant funding for years 1980-1984. Exhibit A lists all federal expenditures for years 1980 - 1983 and projected grant awards for 1984. Exhibit B is a listing of all EPA special one-time funding grants. Exhibit C is a comparison of match and grant expenditure and lists each years grant award. Exhibit D is a comparison between 1982 and 1984. Comparing these two years gives a view of the creeping problem ADEC is having with federal funding. Following the exhibits are narratives explaining each program that has funding problems.

If you have any questions, please feel free to call Joe Cladouhos, Director, Environmental Quality Management, at 465-2640.

Sincerely,

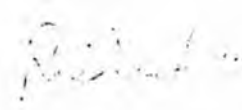

Richard A. Neve'
Commissioner

EXHIBIT A

DEPARTMENT OF ENVIRONMENTAL CONSERVATION

CONTINUING FEDERAL PROGRAMS

Program	I. Safe Drinking Water	II. Water Pollution Control			III Air Program	IV Hazardous Waste		V Consumer Protection	VI Pesticides	Continuing Grant Total	One-Time Total	Grand Total
	EPA	EPA			EPA	EPA		USDA				
Grants	Safe D/W	106/wPC	205/g Water	CMA	Air P.C.	Solid Waste	H/W 80	USDA Meat Inspection	Pesticide Training			
Year 1980 Expenditures	499.2	138.0	230.5	140.0	225.4	111.5	69.2	241.7	-0-	1649.5	231.5	1881.0
Year 1981 Expenditures	564.6	160.6	205.7	103.9	398.5	75.5	145.6	241.6	-0-	1896.0	414.2	2310.2
Year 1982 Expenditures	645.0	151.1	262.5	183.1	352.2	5.1	188.1	257.0	9.8	2053.9	890.2	2944.1
Year 1983 Grant Award	602.5	102.5	-0-	225.0	385.1	-0-	52.3	287.9	9.8	1665.1	881.7	2546.8
Year 1984 Projected Grant	567.5	165.6	-0-	352.3	252.2	-0-	208.5	332.7	9.8	1888.6	468.5	2357.1

Narratives are attached for each program

EXHIBIT B

DEPARTMENT OF ENVIRONMENTAL CONSERVATION
 One Time Federal Grants For One or More Years

Program	II Water Pollution Control (EPA)									III Air Program EPA		IV H/W EPA	One-Time Total
	Training Grant	404 St. Prog. A.	208 3rd	208 4th	208 5th	Cl.Lakes Mirror	Cl.Lakes Robe	Cl.Lakes Skaters	Air P.C.	METFAC	HW		
Year 1980 Expenditures	-0-		231.5										231.5
Year 1981 Expenditures	10.0		350.2	50.0	4.0								414.2
Year 1982 Expenditures	-0-	30.0	443.8	158.5	60.0		.4	6.3		191.2			890.2
Year 1983 Grant Award	-0-	30.0	34.1	144.5	60.1	100.0	59.7	46.0	30.0	280.8		96.5	881.7
Year 1984 Grant Award	-0-		-0-	66.5	203.0	-0-	-0-	-0-	-0-	25.0		174.0	468.5

There are no special project requests for 1985. All one time funding will cease.

EXHIBIT C

DEPARTMENT OF ENVIRONMENTAL CONSERVATION

CONTINUING FEDERAL PROGRAMS

Program	I. Safe Drinking Water	II. Water Pollution Control			III Air Program EPA	IV Hazardous Waste EPA		V Consumer Protection USDA	VI Pesticides	Continuing Grant Total	One-Time Total	Grand Total
	EPA	EPA	EPA	EPA	EPA	EPA	EPA	EPA				
Grants	Safe D/W	106/WPC	205/g Water	CMA	Air P.C.	Solid Waste	H/W 80	USDA Meat Inspection	Pesticide Training			
Year 1980												
Match Exp.	181.3	178.4	-0-	-0-	94.5	23.7	-0-	241.7	-0-	719.6		
Grant Exp.	493.2	138.0	230.5	140.0	225.4	111.5	69.2	241.7	-0-	1649.5	231.5	1881.0
Grant Award	822.6	173.5	230.5	140.0	434.4	173.3	75.0	272.2	-0-	2321.5		
Year 1981												
Match Exp.	205.3	171.8	-0-	-0-	126.6	55.9	-0-	241.6	-0-	801.2		
Grant Exp.	564.6	160.6	205.7	103.9	398.5	75.5	145.6	241.6	-0-	1896.0	414.2	2310.2
Grant Award	900.9	195.5	284.1	103.9	579.6	94.4	236.7	345.2	-0-	2740.3		
Year 1982												
Match Exp.	221.0	104.3	-0-	-0-	210.7	-0-	-0-	257.0	9.8	802.8		
Grant Exp.	645.0	151.1	262.5	183.1	352.2	5.1	188.1	257.0	9.8	2053.9	890.2	2944.1
Grant Award	905.3	194.8	281.4	183.1	458.2	12.0	284.5	327.4	9.8	2656.5		
Year 1983												
Match Exp.	178.3	84.4	-0-	-0-	211.4	-0-	-0-	287.9	9.8	771.8		
Grant Exp.	602.5	102.5	-0-	225.0	385.1	-0-	52.3	287.9	9.8	1665.1	881.7	2546.8
Grant Award	535.5	122.0	-0-	225.0	382.0	-0-	-0-	332.8	9.8	1607.1		
Year 1984												
Req. Match	189.3	104.3	-0-	-0-	367.4	-0-	108.4	332.7	9.8	1111.9		
Projected Grant	567.5	165.6	-0-	352.3	252.2	-0-	208.5	332.7	9.8	1888.6	468.5	2357.1

205 g and CMA depend on 106/WPC's match requirement being met.

EXHIBIT D

COMPARISON BETWEEN 1982 AND 1984 FEDERAL GRANTS

	1982 Total	1984 Total	Grant Difference	Program Difference
<u>Safe Drinking Water (EPA)</u>	905.3	567.5		<337.8>
<u>Water Pollution Control (EPA)</u>				
106/P	194.8	165.6	<29.2>	
205 g	281.4	-0-	<281.4>	
CMA	183.1	352.3	169.2	
*Special (Grants will be gone in 1985)	699.0	269.5	<429.5>	<570.9>
<u>Air Program (EPA)</u>				
Air Pollution C.	458.2	252.2	<206.0>	
*METFAC	191.2	25.0	<161.2>	<367.2>
<u>Hazardous Waste (EPA)</u>				
Solid Waste	12.0	-0-	<12.0>	
Hazardous Waste	284.5	208.5	<76.0>	
*Special H.W.	-0-	174.0	174.0	86.0
<u>Consumer Protection (USDA)</u>				
Meat Inspection	327.4	332.7		5.3

*Special Projects that cease in 1985 which had a total 1984 funding of \$468.50

I. Safe Drinking Water

Beginning with SFY 83, the amount of funding from the federal drinking water grant base was reduced by \$293.8. The Office of the Governor furnished the department with a \$112.0 RSA to supplement this loss.

The need for department services continues to increase. For instance, public water systems in the southcentral region have been increasing dramatically. These services are necessary to carry out the department's mandate to protect public drinking water supplies, AS 46.03.020(10).

One task of this program is collecting and utilizing laboratory testing information and water systems inventory data. Due to problems with the State's automated system, ADEC has implemented an interim manual/automated data management system. It will be difficult for the program to support a new fully automated data processing system without federal funds. The future status of the data collection system has not been determined.

For further details, please contact the program manager, Dick Farnell at 465-2653.

II. Water Pollution Control

The federal reduction to the Clean Water Act Section 205(g) grant money starting in FY 82 resulted in a permanent loss of approximately \$284.1 to the State's Water Pollution Control Program (WPC). This money was formerly used to assist with special projects such as a pass through grant to the Municipality of Anchorage for monitoring of the impacts of rapid urbanization on their streams. These funds also contributed to personal services and related travel and commodities for the department's WPC staff. Loss of these funds has resulted in the reduction of two staff positions, one Ecologist II and one Environmental Engineer III in Environmental Quality Management. Due to the loss of federal funding, less work will be done for the prevention of water pollution at a time when the State's rapid industrial and urban growth demand more services. Specific program elements can not at this time be enumerated, however, with a little more lead time they can be supplied upon request.

For further details, please contact the program manager, Alex Viteri, at 465-2653.

Special Projects

Since 1977, the Department has received \$2,641.6 in 208 grant funds from EPA. These grant funds supported some departmental staff but mainly provided contractual monies for special projects. The 208 grant program was terminated. In SFY 84 the small balance of 208 funds has been committed and there are no other ADEC funds available for special projects. Staff positions formerly funded by 208 grant funds have either been eliminated or funded by general funds.

For further details, please contact the program manager, George Franklet at 465-2653.

III Air Program

During development of the 1977 Clean Air Act Amendments, Alaska was instrumental in assuring that control of air quality and sources of air pollutants would be a state function. The state must have the ability to assure orderly management and development of its resources and economic development.

A function of state and local governments is to establish programs to control pollutants which cause unhealthful air quality. Some of these sources are automobiles and woodstoves.

Management of air programs includes the tasks of review and permit issuance for complex industrial activities. Alaska is witnessing a rapid rate of industrial growth requiring an increased need for technical staff.

In the past, additional federal monies in the form of grant carryover have supplied about \$100.0 annually to supplement the state's program. These funds will not be available in SFY 84 and beyond. Federal support monies have diminished at a time when we have made commitments to carry out additional programs required to manage the air resources of the state. Without increased state funding, implementation of these programs is questionable.

For further details, please contact the program manager, Len Verrelli, at 465-2666.

IV. Hazardous Waste

Solid Waste

Alaska solid waste management is a very large continuous task. There are 30 cities and 300 additional population clusters for which effective standards and technical advice would reduce safety hazards and the potential for drinking water borne disease and animal carried diseases such as rabies. Loss of funding does not alter this need.

EPA does not have a solid waste management grant program for any state. This ceased in 1980. Some funding from FFY 80 did continue into SFY 81. State funds were inadequate to continue or improve the work effort. The solid waste management staff has been reduced from three to one, while the field staff has remained relatively constant at 3.75 work years per year. An increase of five positions would be necessary to effect measurable improvement in sanitary conditions, during the next five-year period.

For further details, please contact the program manager, Dick Williams, at 465-2666.

Hazardous Waste

The federal program first became effective in FFY 80. The state applied and received funds for one central staff technical employee and his supervisor. They were previously paid by general funds. These positions developed the legislation to implement an Alaskan hazardous waste program.

In 1982, the legislature funded and increased the staff by seven to eight persons with general funds. Significant budget cuts were requested from the agency, so authorized staff and much of the funding were deleted from the management office.

Criteria upon which SFY 83 grants were to be awarded made the state's embryonic program ineligible for federal funds. Carryover funds from 1982 were reawarded to purchase equipment capable of analysing the full array of potentially hazardous chemicals to be regulated. The regulatory and program development work was done with contractual, technical and legal staff. Incremental increases in funds and staffing to establish and implement the program were requested for SFY 84 but not approved. The existing laboratory position assigned to use the grant-funded equipment was deleted and the management staff's funds reduced in the 1984 budget cuts.

Eligibility for the 1984 grant will be based upon the existence of adequate staffing and state resources to implement the program, which currently is not available in the 1984 budget. The \$208.5 listed in the exhibits may not be awarded.

For further details, please contact the program manager, David DiTraglia, at 465-2666.

V. Consumer Protection

The U.S. Department of Agriculture has not reduced DEC's grant award for the cooperative Meat Inspection Program in the past several years. The program is funded by 50% federal funds and 50% state matching funds. We receive reimbursement for our indirect costs associated with the program which makes the federal share 62% of the total program costs.

The SFY 84 budget request for federal and state matching funds in the Meat Inspection Program is \$280.0 federal funds and \$280.0 general fund match. The U.S.D.A. grant award for this program for the corresponding fiscal year of SFY 84 is \$332.0. DEC cannot spend and receive the \$52.0 difference without increasing our match by the same amount.

The federal government is in the process of regulating all flight kitchens and all school districts under the Meat Inspection Program. Additionally, two new slaughter facilities will be in operation by 1985. This increase in inspection and other program activities will require, at the minimum, one additional inspector.

With declining revenues to the state treasury, it seems inappropriate not to be able to take advantage of 100% of a federal grant award. In SFY 84 the state treasury could receive \$63.2 in additional revenue if the corresponding match requirement is met.

For further details, please contact Dennis Grimmer, Fiscal Officer, at 465-2675.

FY 80

SOURCE: Coastal Zone Management administered by
Division of Policy Development and Planning (DPDP)

PROGRAM OR PROJECT: Coastal Zone Management

AMOUNT: \$313,618

CLASSIFICATION: Categorical

REDUCTION FROM PRIOR YEAR: N/A

SOURCE OF NEW FUNDS
OR REDUCTION IN PROGRAM: N/A

FUTURE STATUS OF PROGRAM: Program will continue.

SOURCE: CEIP 308(d) administered by Department of
Community and Regional Affairs (DCRA)

PROGRAM OR PROJECT: Bering/Norton Energy Impact Study

AMOUNT: 216'6 \$125,400

CLASSIFICATION: Categorical

REDUCTION FROM PRIOR YEAR: N/A

SOURCE OF NEW FUNDS
OR REDUCTION IN PROGRAM: (\$103,724 carried forward in FY 81)

FUTURE STATUS OF PROGRAM: Project will continue.

SOURCE: Soil Conservation Service

PROGRAM OR PROJECT: Willow/Talkeetna River Basin Study

AMOUNT: \$49,600

CLASSIFICATION: Categorical

REDUCTION FROM PRIOR YEAR: Unknown

SOURCE OF NEW FUNDS
OR REDUCTION IN PROGRAM: Further work was subsequently funded by the State.

FUTURE STATUS OF PROGRAM: Willow/Talkeetna Creeks Instream Flow Data
Collection and Analysis: this FY 80 SuHydro
planning project provided stream flow information
for an early phase of the SuHydro project.

STATE OF ALASKA

Department of Fish & Game

DEPARTMENT OF FISH AND GAME

OFFICE OF THE COMMISSIONER

P.O. BOX 3-2000
JUNEAU, ALASKA 99802
PHONE: (907) 465-4100

May 12, 1983

Ms. Betty Barton
Ms. Deborah Pomeroy
Alaska State Legislature
House of Representatives
Research Agency
Pouch Y
Juneau, Alaska 99811

RECEIVED
MAY ' 3 1983

HOUSE RESEARCH AGENCY

Dear Ms. Barton & Ms. Pomeroy:

This is in response to your letter dated April 20, 1983, requesting information on programs that have incurred substantial losses of Federal funding.

We have enclosed reports for each of our Budget Request Units that receive Federal funding for the fiscal years 1980 through 1984:

- Division of Habitat Protection
- Division of Commercial Fisheries
- Division of Sport Fisheries
- Division of Fisheries Rehabilitation, Enhancement & Development (FRED)
- Division of Game
- Commercial Fisheries Entry Commission
- Administration and Support
- Division of Boards of Fisheries and Game
- Division of Subsistence

The Divisions of Habitat Protection, Commercial Fisheries, and Sport Fisheries have had or will have Federal fund reductions going into fiscal year 1984.

If you have any questions, please contact John Stewart, 465-4120.

Sincerely,

Don W. Collinsworth
Commissioner

Enclosures

FY 80 (cont)

SOURCE: Title III administered by Department of Natural Resources (DNR)

PROGRAM OR PROJECT: Willow/Deception Creeks Instream Flow Data Collection and Analysis

AMOUNT: \$39,600

CLASSIFICATION: Categorical

REDUCTION FROM PRIOR YEAR: N/A

SOURCE OF NEW FUNDS
OR REDUCTION IN PROGRAM: Future funding provided by the State

FUTURE STATUS OF PROGRAM: this project has been funded 50:50 between State and Federal to provide stream flow information. This will no longer be funded by Federal funds.

FY 81

SOURCE: CEIP 308(c)(1) administered by DCRA

PROGRAM OR PROJECT: Energy Facilities Review

AMOUNT: \$54,554

CLASSIFICATION: Categorical

REDUCTION FROM PRIOR YEAR: N/A

SOURCE OF NEW FUNDS
OR REDUCTION IN PROGRAM: N/A

FUTURE STATUS OF PROGRAM: Project will continue

SOURCE: Coastal Zone Program administered by DPDP

PROGRAM OR PROJECT: Coastal Zone Management

AMOUNT: \$315,440

CLASSIFICATION: Categorical

REDUCTION FROM PRIOR YEAR: N/A

SOURCE OF NEW FUNDS
OR REDUCTION IN PROGRAM: N/A

FUTURE STATUS OF PROGRAM: Project will continue

FY 81 (cont)

SOURCE: CEIP 308(c)(2) administered by DPDP

PROGRAM OR PROJECT: Participation in Federal OCS Lease Program

AMOUNT: \$124,884

CLASSIFICATION: Categorical

REDUCTION FROM PRIOR YEAR: N/A

SOURCE OF NEW FUNDS
OR REDUCTION IN PROGRAM: N/A

FUTURE STATUS OF PROGRAM: Project will continue

SOURCE: CEIP 308(d) administered by DCRA

PROGRAM OR PROJECT: Bering/Norton Energy Impact Study

AMOUNT: \$60,000 (amendment)

CLASSIFICATION: Categorical

REDUCTION FROM PRIOR YEAR: N/A

SOURCE OF NEW FUNDS
OR REDUCTION IN PROGRAM: \$103,724 was carried forward from FY 80

FUTURE STATUS OF PROGRAM: \$43,486 carried forward into FY 82. This program was defunded in FY 82, and no alternative funding has been available. For areas which would be impacted by OCS oil and gas leasing, the project provided in-depth analysis of the fish, wildlife and habitat resources and potential impacts, and developed comprehensive mitigation to protect the resources and resource uses. Without the project, local communities and districts and State agencies are greatly handicapped in their ability to assess potential impacts and to prepare effective mitigation.

FY 81 (cont)

SOURCE: Soil Conservation Service

PROGRAM OR PROJECT: Willow/Talkeetna River Basin Study

AMOUNT: \$4,800 (amendment)

CLASSIFICATION: Categorical

REDUCTION FROM PRIOR YEAR: Unknown

SOURCE OF NEW FUNDS
OR REDUCTION IN PROGRAM: N/A

FUTURE STATUS OF PROGRAM: Willow/Talkeetna Creeks Instream Flow Data
Collection and Analysis: This FY 80 SuHydro
planning project provided stream flow
information for an early phase of the
SuHydro project. Further work will be
subsequently funded by the State.

FY 82

SOURCE: Coastal Zone Management Program administered
by Department of Community and Regional Affairs
(CRA)

PROGRAM OR PROJECT: Coastal Zone Management

AMOUNT: \$313,579

CLASSIFICATION: Categorical

REDUCTION FROM PRIOR YEAR: \$1,861

SOURCE OF NEW FUNDS
OR REDUCTION IN PROGRAM: N/A

FUTURE STATUS OF PROGRAM: Continuing project

FY 82 (cont)

SOURCE: CEIP 308(c)(1) administered by DCRA

PROGRAM OR PROJECT: Energy Facilities Review

AMOUNT: \$64,000

CLASSIFICATION: Categorical

REDUCTION FROM PRIOR YEAR: N/A

SOURCE OF NEW FUNDS
OR REDUCTION IN PROGRAM: N/A

FUTURE STATUS OF PROGRAM: \$118,554 balance carried forward into FY 83.
Continuing project.

SOURCE: CEIP 308(c)(2) administered by DPDP

PROGRAM OR PROJECT: Participation in Federal OCS Lease Program

AMOUNT: \$67,100

CLASSIFICATION: Categorical

REDUCTION FROM PRIOR YEAR: N/A

SOURCE OF NEW FUNDS
OR REDUCTION IN PROGRAM: N/A

FUTURE STATUS OF PROGRAM: Continuing project

FY 83

SOURCE: Coastal Zone Management Program administered by DCRA

PROGRAM OR PROJECT: Coastal Zone Management

AMOUNT: \$232,500

CLASSIFICATION: Categorical

REDUCTION FROM PRIOR YEAR: \$81,079

SOURCE OF NEW FUNDS OR REDUCTION IN PROGRAM: N/A

FUTURE STATUS OF PROGRAM: Amendment has been requested, and sent to B&M for approval, to extend contract to 09/30/83 --amount to be carried forward unknown. The Department's Coastal Zone Management Program is being phased out in FY 84. No alternative funding source is currently available. As a result, most of the technical assistance provided to Coastal Districts for the preparation of District Coastal Management Plans will no longer be available. This will greatly reduce the ability of Coastal Districts to protect their important fish, wildlife, and habitat resources and resource uses.

SOURCE: CEIP 308(c)(1) administered by DCRA

PROGRAM OR PROJECT: Energy Facilities Review

AMOUNT: \$118,554 (total of FY 81 and FY 82; balance was carried forward)

CLASSIFICATION: Categorical

REDUCTION FROM PRIOR YEAR: N/A

SOURCE OF NEW FUNDS OR REDUCTION IN PROGRAM: Balance will be carried forward into FY 84

FUTURE STATUS OF PROGRAM: This project terminates on 12/31/83, and no new or alternative funding is available. This will severely limit the Department's ability to participate in the planning, review, and mitigation of major energy development (other than oil and gas) such as coal and geothermal power, and LNG and petrochemical facility development.

FY 83 (cont)

SOURCE:	<u>CEIP 308(c)(2) administered by DPDP</u>
PROGRAM OR PROJECT:	<u>Participation in Federal OCS Lease Program</u>
AMOUNT:	<u>\$57,568.36</u>
CLASSIFICATION:	<u>Categorical</u>
REDUCTION FROM PRIOR YEAR:	<u>N/A</u>
SOURCE OF NEW FUNDS OR REDUCTION IN PROGRAM:	<u>N/A</u>
FUTURE STATUS OF PROGRAM:	<u>Total of \$124,668.36 was received for FY 82 and FY 83. This project terminates on 06/30/83. No new or alternative funding is available. The project has provided most of the Department's funding for participation in the Federal Outer Continental Shelf Lease Program. Lack of adequate Department participation will greatly degrade the protection of State fish, wildlife, and habitat interests impacted by OCS oil and gas leasing.</u>

Sport Fish Division

FY 80

SOURCE: Dingell-Johnson Funds

PROGRAM OR PROJECT: Sport Fish Restoration

AMOUNT: 1,400.0

CLASSIFICATION: Categorical Grant

REDUCTION FROM PRIOR YEAR: N/A

SOURCE OF NEW FUNDS OR
REDUCTION IN PROGRAM: N/A

FUTURE STATUS OF PROGRAM: Good/Stable

Note: DJ Funds fund up to 75% of the Sport Fish Division's normal fisheries management activities. These funds are apportioned to the State on a percentage basis which remains the same each year. Funds are received by the Federal Government from the sale of fishing tackle, depth finders, some boats, etc. Annual receipts remain fairly constant, but can be affected by major changes in the economy.

SOURCE: Anadromous Fish Act 89-304

PROGRAM OR PROJECT: Sport Fish Restoration

AMOUNT: 191.6

CLASSIFICATION: Categorical Grant

REDUCTION FROM PRIOR YEAR: -0-

SOURCE OF NEW FUNDS OR
REDUCTION IN PROGRAM: -0-

FUTURE STATUS OF PROGRAM: Questionable

Note: Anadromous funds are a Federal Grant which requires 50% matching from State funds. Anadromous funding was used for SE Chinook research and research on Russian River sockeye.

FY 81

SOURCE: Dingell-Johnson Funds

PROGRAM OR PROJECT: Sport Fish Restoration

AMOUNT: 1,547.5

CLASSIFICATION: Categorical Grant

REDUCTION FROM PRIOR YEAR: N/A

SOURCE OF NEW FUNDS OR
REDUCTION IN PROGRAM: N/A

FUTURE STATUS OF PROGRAM: Good

Note: DJ Funds fund up to 75% of the Sport Fish Division's normal fisheries management activities. These funds are apportioned to the State on a percentage basis which remains the same each year. Funds are received by the Federal Government from the sale of fishing tackle, depth finders, some boats, etc. Annual receipts remain fairly constant, but can be affected by major changes in the economy.

SOURCE: Anadromous Fish Act 89-304

PROGRAM OR PROJECT: Sport Fish Restoration

AMOUNT: 191.6

CLASSIFICATION: Categorical Grant

REDUCTION FROM PRIOR YEAR: -0-

SOURCE OF NEW FUNDS OR
REDUCTION IN PROGRAM: -0-

FUTURE STATUS OF PROGRAM: Questionable

Note: Anadromous funds are a Federal Grant which requires 50% matching from State funds. Anadromous funding was used for SE Chinook research and research on Russian River sockeye.

CORRECTION

**THIS DOCUMENT
HAS BEEN REPHOTOGRAPHED
TO ASSURE LEGIBILITY**

Sport Fish Division

FY 80

SOURCE: Dingell-Johnson Funds

PROGRAM OR PROJECT: Sport Fish Restoration

AMOUNT: 1,400.0

CLASSIFICATION: Categorical Grant

REDUCTION FROM PRIOR YEAR: N/A

SOURCE OF NEW FUNDS OR
REDUCTION IN PROGRAM: N/A

FUTURE STATUS OF PROGRAM: Good/Stable

Note: DJ Funds fund up to 75% of the Sport Fish Division's normal fisheries management activities. These funds are apportioned to the State on a percentage basis which remains the same each year. Funds are received by the Federal Government from the sale of fishing tackle, depth finders, some boats, etc. Annual receipts remain fairly constant, but can be affected by major changes in the economy.

SOURCE: Anadromous Fish Act 89-304

PROGRAM OR PROJECT: Sport Fish Restoration

AMOUNT: 191.6

CLASSIFICATION: Categorical Grant

REDUCTION FROM PRIOR YEAR: -0-

SOURCE OF NEW FUNDS OR
REDUCTION IN PROGRAM: -0-

FUTURE STATUS OF PROGRAM: Questionable

Note: Anadromous funds are a Federal Grant which requires 50% matching from State funds. Anadromous funding was used for SE Chinook research and research on Russian River sockeye.

FY 81

SOURCE: Dingell-Johnson Funds

PROGRAM OR PROJECT: Sport Fish Restoration

AMOUNT: 1,547.5

CLASSIFICATION: Categorical Grant

REDUCTION FROM PRIOR YEAR: N/A

SOURCE OF NEW FUNDS OR
REDUCTION IN PROGRAM: N/A

FUTURE STATUS OF PROGRAM: Good

Note: DJ Funds fund up to 75% of the Sport Fish Division's normal fisheries management activities. These funds are apportioned to the State on a percentage basis which remains the same each year. Funds are received by the Federal Government from the sale of fishing tackle, depth finders, some boats, etc. Annual receipts remain fairly constant, but can be affected by major changes in the economy.

SOURCE: Anadromous Fish Act 89-304

PROGRAM OR PROJECT: Sport Fish Restoration

AMOUNT: 191.6

CLASSIFICATION: Categorical Grant

REDUCTION FROM PRIOR YEAR: -0-

SOURCE OF NEW FUNDS OR
REDUCTION IN PROGRAM: -0-

FUTURE STATUS OF PROGRAM: Questionable

Note: Anadromous funds are a Federal Grant which requires 50% matching from State funds. Anadromous funding was used for SE Chinook research and research on Russian River sockeye.

FY 82

SOURCE: Dingell-Johnson Funds

PROGRAM OR PROJECT: Sport Fish Restoration

AMOUNT: 1,498.5

CLASSIFICATION: Category Grants

REDUCTION FROM PRIOR YEAR: 49.0

SOURCE OF NEW FUNDS OR
REDUCTION IN PROGRAM: N/A

FUTURE STATUS OF PROGRAM: Good

Note: DJ Funds fund up to 75% of the Sport Fish Division's normal fisheries management activities. These funds are apportioned to the State on a percentage basis which remains the same each year. Funds are received by the Federal Government from the sale of fishing tackle, depth finders, some boats, etc. Annual receipts remain fairly constant, but can be affected by major changes in the economy.

SOURCE: Anadromous Fish Act 89-304

PROGRAM OR PROJECT: Sport Fish Restoration

AMOUNT: 191.6

CLASSIFICATION: Categorical Grant

REDUCTION FROM PRIOR YEAR: -0-

SOURCE OF NEW FUNDS OR
REDUCTION IN PROGRAM: -0-

FUTURE STATUS OF PROGRAM: In doubt

Note: Anadromous funds are a Federal Grant which requires 50% matching from State funds. Anadromous funding was used for SE Chinook research and research on Russian River sockeye.

FY 82 (cont'd)

SOURCE: Contract with U.S. Fish & Wildlife Service

PROGRAM OR PROJECT: Mat-Su Stickleback

AMOUNT: 30.0

CLASSIFICATION: Categorical Grant

REDUCTION FROM PRIOR YEAR: N/A

SOURCE OF NEW FUNDS OR
REDUCTION IN PROGRAM: N/A

FUTURE STATUS OF PROGRAM: This program will end when the terms of the contract have been fulfilled. Has no significant impact on the continuation of fisheries management program.

FY 83

SOURCE: Dingell-Johnson Funds

PROGRAM OR PROJECT: Sport Fish Restoration

AMOUNT: 1,639.0

CLASSIFICATION: Categorical Grant

REDUCTION FROM PRIOR YEAR: N/A

SOURCE OF NEW FUNDS OR
REDUCTION IN PROGRAM: N/A

FUTURE STATUS OF PROGRAM: Good

Note: DJ Funds fund up to 75% of the Sport Fish Division's normal fisheries management activities. These funds are apportioned to the State on a percentage basis which remains the same each year. Funds are received by the Federal Government from the sale of fishing tackle, depth finders, some boats, etc. Annual receipts remain fairly constant, but can be affected by major changes in the economy.

FY 83 (Cont'd)

SOURCE: Anadromous Fish Act 89-304

PROGRAM OR PROJECT: Sport Fish Restoration

AMOUNT: -0-

CLASSIFICATION: Categorical Grant

REDUCTION FROM PRIOR YEAR: 191.6

SOURCE OF NEW FUNDS OR
REDUCTION IN PROGRAM: See note

FUTURE STATUS OF PROGRAM: Doubtful

Note: Anadromous funds are a Federal Grant which requires 50% matching from State funds. Anadromous funding was used for SE Chinook research and research on Russian River sockeye. We have made major program reductions in the areas of Kodiak, Bristol Bay and Glennallen, plus minor program adjustments statewide so that State funds could be used to continue research in the Southeast and Russian River areas after the loss of anadromous funding.

SOURCE: Contract with U.S. Fish & Wildlife Service

PROGRAM OR PROJECT: Mat-Su Stickleback

AMOUNT: 24.9 (carried forward from FY 82)

CLASSIFICATION: Categorical Grant

REDUCTION FROM PRIOR YEAR: N/A

SOURCE OF NEW FUNDS OR
REDUCTION IN PROGRAM: N/A

FUTURE STATUS OF PROGRAM: Contracted completed September 1982.
Lack of future funding has no significant
impact on the continuation of fisheries
management programs.

FY 84

SOURCE: Dingell-Johnson Funds

PROGRAM OR PROJECT: Sport Fish Restoration

AMOUNT: 1,700.0 (est.)

CLASSIFICATION: Categorical Grant

REDUCTION FROM PRIOR YEAR: N/A

SOURCE OF NEW FUNDS OR
REDUCTION IN PROGRAM: N/A

FUTURE STATUS OF PROGRAM: Good

Note: DJ Funds fund up to 75% of the Sport Fish Division's normal fisheries management activities. These funds are apportioned to the State on a percentage basis which remains the same each year. Funds are received by the Federal Government from the sale of fishing tackle, depth finders, some boats, etc. Annual receipts remain fairly constant, but can be affected by major changes in the economy.

DIVISION OF COMMERCIAL FISHERIES
STATUS OF FEDERAL FUNDING SOURCES

Page 2 of 5

FY 81

SOURCE:	<u>PL-89-304</u>
PROGRAM OR PROJECT:	<u>Anadromous Fish and Conservation Act</u>
AMOUNT:	<u>\$804.2</u>
CLASSIFICATION:	<u>Categorical</u>
REDUCTION FORM PRIOR YEAR:	<u>\$400.0 increase</u>
SOURCE OF NEW FUNDS OR REDUCTION IN PROGRAM:	<u>N/A</u>
FUTURE STATUS OF PROGRAM:	<u></u>
SOURCE:	<u>PL-88-309</u>
PROGRAM OR PROJECT:	<u>Commercial Fisheries Research and Development Act</u>
AMOUNT:	<u>\$300.0</u>
CLASSIFICATION:	<u>Categorical</u>
REDUCTION FROM PRIOR YEAR:	<u>N/A</u>
SOURCE OF NEW FUNDS OR REDUCTION IN PROGRAM:	<u>N/A</u>
FUTURE STATUS OF PROGRAM:	<u>No significant change anticipated</u>
SOURCE:	<u>Various; primarily NMFS and USFWS Special Projects; research and management-oriented</u>
PROGRAM OR PROJECT:	<u></u>
AMOUNT:	<u>\$860.5</u>
CLASSIFICATION:	<u>Categorical Grants</u>
REDUCTION FROM PRIOR YEAR:	<u>-0-</u>
SOURCE OF NEW FUNDS OR REDUCTION IN PROGRAM:	<u>Special contracts of a one-time nature</u>
FUTURE STATUS OF PROGRAM:	<u>This area of funding varies from year to year, as programs or projects arise which require State/Fed- eral cooperation. These projects generally dovetail into or augment the ongoing research and management programs of the Division but are not crucial to the continuation of the Division's basic activities.</u>

DIVISION OF COMMERCIAL FISHERIES
STATUS OF FEDERAL FUNDING SOURCES

Page 3 of 5

FY 82

SOURCE: PL-89-304
PROGRAM OR PROJECT: Anadromous Fish and Conservation Act
AMOUNT: \$518.6
CLASSIFICATION: Categorical
REDUCTION FROM PRIOR YEAR: \$285.6
SOURCE OF NEW FUNDS OR
REDUCTION IN PROGRAM: N/A
FUTURE STATUS OF PROGRAM: _____

SOURCE: PL-88-309
PROGRAM OR PROJECT: Commercial Fisheries Research and Development Act
AMOUNT: \$240.0
CLASSIFICATION: Categorical
REDUCTION FROM PRIOR YEAR: \$60.0
SOURCE OF NEW FUNDS OR
REDUCTION IN PROGRAM: N/A
FUTURE STATUS OF PROGRAM: _____

SOURCE: Various; primarily NMFS and USFWS Special Projects;
research and management-oriented
PROGRAM OR PROJECT: _____
AMOUNT: \$496.2
CLASSIFICATION: Categorical Grants
REDUCTION FROM PRIOR YEAR: \$364.3
SOURCE OF NEW FUNDS OR
REDUCTION IN PROGRAM: Special projects of a one-time nature
FUTURE STATUS OF PROGRAM: This area of funding varies from year to year, as
programs or projects arise which require State/Fed-
eral cooperation. These projects generally dovetail
into or augment the ongoing research and management
programs of the Division but are not crucial to the
continuation of the Division's basic activities.

DIVISION OF COMMERCIAL FISHERIES
STATUS OF FEDERAL FUNDING SOURCES

FY 83

SOURCE: PL-89-304
PROGRAM OR PROJECT: Anadromous Fish and Conservation Act
AMOUNT: \$472.8
CLASSIFICATION: Categorical
REDUCTION FROM PRIOR YEAR: \$45.8
SOURCE OF NEW FUNDS OR
REDUCTION IN PROGRAM: N/A
FUTURE STATUS OF PROGRAM: No significant change anticipated

SOURCE: PL-88-309
PROGRAM OR PROJECT: Commercial Fisheries Research and Development Act
AMOUNT: \$240.0
CLASSIFICATION: Categorical
REDUCTION FROM PRIOR YEAR: N/A
SOURCE OF NEW FUNDS OR
REDUCTION IN PROGRAM: N/A
FUTURE STATUS OF PROGRAM: No significant change anticipated

SOURCE: Various; primarily NMFS and USFWS Special Projects;
research and management-oriented
PROGRAM OR PROJECT: _____
AMOUNT: \$1123.0
CLASSIFICATION: Categorical Grants
REDUCTION FROM PRIOR YEAR: N/A
SOURCE OF NEW FUNDS OR
REDUCTION IN PROGRAM: Special projects of a one-time nature
FUTURE STATUS OF PROGRAM: This area of funding varies from year to year, as
programs or projects arise which require State/Federal
cooperation. These projects generally dovetail
into or augment the ongoing research and management
programs of the Division but are not crucial to the
continuation of the Division's basic activities.

DIVISION OF COMMERCIAL FISHERIES
STATUS OF FEDERAL FUNDING SOURCES

Page 5 of 5

FY 84

SOURCE: PL-89-304
PROGRAM OR PROJECT: Anadromous Fish and Conservation Act
AMOUNT: -0-
CLASSIFICATION: Categorical
REDUCTION FROM PRIOR YEAR: \$472.8
SOURCE OF NEW FUNDS OR
REDUCTION IN PROGRAM: N/A
FUTURE STATUS OF PROGRAM: Congress must override Reagan budget which 0 the
fund each year

SOURCE: PL-88-309
PROGRAM OR PROJECT: Commercial Fisheries Research and Development Act
AMOUNT: -0-
CLASSIFICATION: Categorical
REDUCTION FROM PRIOR YEAR: \$240.0
SOURCE OF NEW FUNDS OR
REDUCTION IN PROGRAM: N/A
FUTURE STATUS OF PROGRAM: Congress must override Reagan budget which 0 this
fund each year

SOURCE: Various; primarily NMFS and USFWS Special Projects;
research and management-oriented
PROGRAM OR PROJECT: _____
AMOUNT: \$905.0
CLASSIFICATION: Categorical Grants
REDUCTION FROM PRIOR YEAR: \$218.0
SOURCE OF NEW FUNDS OR
REDUCTION IN PROGRAM: Special projects of a one-time nature
FUTURE STATUS OF PROGRAM: This area of funding varies from year to year, as
programs or projects arise which require State/Fed-
eral cooperation. These projects generally dovetail
into or augment the ongoing research and management
programs of the Division but are not crucial to the
continuation of the Division's basic activities.

FY 82

SOURCE	<u>U.S. Forest Service & National Marine Fisheries</u>
PROGRAM OR PROJECT	<u>Lake Fertilization, Stream Clearance, and Little Port Walter</u>
AMOUNT	<u>\$75.5</u>
CLASSIFICATION	<u>Categorical grants/contracts</u>
REDUCTION FROM PRIOR YEAR	<u>N/A</u>
SOURCE OF NEW FUNDS OR REDUCTION IN PROGRAM	<u>N/A</u>
FUTURE STATUS OF PROGRAM	<u>This particular portion of the budget changes from year to year. Funds are received from various Federal agencies to conduct specific projects. Little Port Walter is an on-going 50:50 match project. It is anticipated that this agreement will continue.</u>

FY 83

SOURCE	<u>U.S. Forest Service, Dept. of Agriculture, Bureau of Land Management, National Marine Fisheries, National Oceanic and Atmospheric Administration</u>
PROGRAM OR PROJECT	<u>Lake Fertilization, Fishpass/Fish trap design and construction, Little Port Walter</u>
AMOUNT	<u>\$99.3</u>
CLASSIFICATION	<u>Categorical grants/contracts</u>
REDUCTION FROM PRIOR YEAR	<u>N/A</u>
SOURCE OF NEW FUNDS OR REDUCTION IN PROGRAM	<u>N/A</u>
FUTURE STATUS OF PROGRAM	<u>This particular portion of the budget changes from year to year. Funds are received from various Federal agencies to conduct specific projects. Little Port Walter is an on-going 50:50 match project. It is anticipated that this agreement will continue.</u>

FY 84

SOURCE	<u>National Marine Fisheries</u>
PROGRAM OR PROJECT	<u>Little Port Walter</u>
AMOUNT	<u>\$40.0</u>
CLASSIFICATION	<u>Categorized grants/contracts</u>
REDUCTION FROM PRIOR YEAR	<u>Little Port Walter is increased from last year. Other projects were one time only. The U.S. Forest Service, BLM may have new one time projects but it is not known what at this time.</u>
SOURCE OF NEW FUNDS OR REDUCTION IN PROGRAM	<u>We will not do special projects, but if funds are available, we will conduct projects with layed off seasonal and engineering staff.</u>
FUTURE STATUS OF PROGRAM	<u>It is expected that Little Port Walter will continue at approximately the same level. This particular portion of the budget changes from year to year. Funds are received from various Federal agencies to conduct specific studies. These projects generally augment the on-going FRED program, but are not crucial to the continuation of the Division's program.</u>

FY 80

SOURCE: Pitman-Robertson Funds

PROGRAM OR PROJECT: Investigations & Research, Hunter Safety, Wildlife Management

AMOUNT: \$3,412.4

CLASSIFICATION: CATEGORICAL

REDUCTION FROM PRIOR YEAR: N/A

SOURCE OF NEW FUNDS OR
REDUCTION IN PROGRAM: N/A

FUTURE STATUS OF PROGRAM: No significant change anticipated

Note: P-R Funds fund up to 75% of the Game Division's normal wildlife management activities. These funds are apportioned to the State on a percentage basis which remains the same each year. Funds are received by the Federal Government from the sale of sporting goods, guns, ammunition, etc. Annual receipts remain fairly constant, but can be affected by major changes in the economy.

SOURCE: Various; primarily NOAA and U.S. Fish & Wildlife Service Special Projects; marine mammal studies, caribou studies, specific species studies for a variety of needs

PROGRAM OR PROJECT: specific species studies for a variety of needs

AMOUNT: \$820.1 (this is an approximate figure)

CLASSIFICATION: Categorical Grants

REDUCTION FROM PRIOR YEAR: N/A

SOURCE OF NEW FUNDS OR
REDUCTION IN PROGRAM: N/A

FUTURE STATUS OF PROGRAM: This particular portion of the budget changes from year to year. Funds are received from various Federal agencies to conduct specific studies. These studies generally augment the on-going game management program but are not crucial to the continuation of the Division's wildlife management program.

FY 81

SOURCE: Pitman-Robertson Funds

PROGRAM OR PROJECT: Statewide Wildlife Management Program: Hunter Safety

AMOUNT: \$4,256.2

CLASSIFICATION: CATEGORICAL GRANTS

REDUCTION FROM PRIOR YEAR: N/A

SOURCE OF NEW FUNDS OR
REDUCTION IN PROGRAM: N/A

FUTURE STATUS OF PROGRAM: No Change Anticipated

SOURCE: Various Federal Agencies
PROGRAM OR PROJECT: Special Projects
AMOUNT: \$994.9
CLASSIFICATION: CATEGORICAL GRANTS
REDUCTION FROM PRIOR YEAR: None
SOURCE OF NEW FUNDS OR
REDUCTION IN PROGRAM: N/A
FUTURE STATUS OF PROGRAM: Changes from year-to-year

FY 82

SOURCE: Pitman-Robertson Funds
PROGRAM OR PROJECT: Statewide Wildlife Management: Hunter Safety
AMOUNT: \$4,152.2
CLASSIFICATION: CATEGORICAL GRANTS
REDUCTION FROM PRIOR YEAR \$102.0
SOURCE OF NEW FUNDS OR
REDUCTION IN PROGRAM: Additional General Funds authorized
FUTURE STATUS OF PROGRAM: Program will continue with additional General
Fund appropriations when Federal Funds are
inadequate.

SOURCE: Various Federal Agencies
PROGRAM OR PROJECT: Special Projects
AMOUNT: \$564.8
CLASSIFICATION: CATEGORICAL GRANTS
REDUCTION FROM PRIOR YEAR: \$430.1
SOURCE OF NEW FUNDS OR
REDUCTION IN PROGRAM: This represents the completion of several OCS studies
in PET 4. No new funds to be received.
FUTURE STATUS OF PROGRAM: Reduced marine mammal studies will continue for
several years under NOAA/OCS funding. Additional
specific studies will continue as requested and
funded.

FY 83

SOURCE: Pitman-Robertson Funds
PROGRAM OR PROJECT: Statewide Wildlife Management: Hunter Safety
AMOUNT: \$4,739.3
CLASSIFICATION: Categorical Grants
REDUCTION FROM PRIOR YEAR: None
SOURCE OF NEW FUNDS OR
REDUCTION IN PROGRAM: N/A
FUTURE STATUS OF PROGRAM: No changes anticipated

SOURCE: Various Federal Agencies
PROGRAM OR PROJECT: Special Projects
AMOUNT: \$260.3
CLASSIFICATION: Categorical Grants
REDUCTION FROM PRIOR YEAR: \$304.1
SOURCE OF NEW FUNDS OR
REDUCTION IN PROGRAM: Completion of additional OCS studies
FUTURE STATUS OF PROGRAM: Maintain studies of Seals and Belukha Whales,
as well as various caribou studies.

FY 84

SOURCE: Pitman-Robertson Funds
PROGRAM OR PROJECT: Statewide Wildlife Management: Hunter Safety
AMOUNT: \$5,169.4
CLASSIFICATION: Categorical Grants
REDUCTION FROM PRIOR YEAR: None
SOURCE OF NEW FUNDS OR
REDUCTION OF PROGRAM: N/A
FUTURE STATUS OF PROGRAM: No change anticipated

FY 84 Cont.

SOURCE: Various Federal Agencies

PROGRAM OR PROJECT: Special Projects

AMOUNT: \$278.5

CLASSIFICATION: Categorical Grants

REDUCTION FROM PRIOR YEAR: None

SOURCE OF NEW FUNDS OR
PROGRAM REDUCTION: N/A

FUTURE STATUS OF PROGRAM: Will change as study needs are identified
and requests are received from agencies.

Commercial Fisheries Entry Commission

FY 80

Status of Federal Funding

SOURCE North Pacific Fishery Management Council
 PROJECT Keypunching and Analysis of Halibut Fish Tickets
 RP80-140
 AMOUNT 22,320 \$10,000 (=original contract; \$2262 expended FY 80,
 remainder carried forward and expended FY 81)
 CLASSIFICATION Other receipts
 REDUCTION -0-
 SOURCE OF NEW FUNDS NA
 FUTURE STATUS One time only

SOURCE National Marine Fisheries Service/Marasco
 PROJECT Tabulation of gross revenues and pounds caught,
 by species, for Alaskan shellfish vessels
 AMOUNT \$2200
 CLASSIFICATION Other receipts
 REDUCTION -0-
 SOURCE OF NEW FUNDS NA
 FUTURE STATUS One time only

FY 81

SOURCE North Pacific Fishery Management Council
 PROJECT Processing of Fisheries Data RP81-57
 AMOUNT \$31,810 (Project and expenditure over three years)
 CLASSIFICATION Other receipts
 REDUCTION -0-
 SOURCE OF NEW FUNDS NA
 FUTURE STATUS The purpose of this agreement is to enhance the
 availability of fisheries data in an aggregated
 and nonconfidential format that will relieve CFEC's

burden of answering numerous ad hoc data requests from the NMFS. These requests for fisheries data have risen to the point that it is more than CFEC can respond to timely with its present staff. It is important that CFEC continue to promote the necessary interphase with our counterpart in the overall effort of joint federal/state management of the common stock resource. This arrangement is a continuation of a level of cooperation between the State and NMFS for sharing of data and this relationship has proven beneficial to both parties.

FY 83

SOURCE	National Marine Fisheries Service
PROJECT	Manipulate fisheries data RPL82-88
AMOUNT	\$28,024
CLASSIFICATION	Other receipts
REDUCTION	-0-
SOURCE OF NEW FUNDS	NA
FUTURE STATUS	One time only

FY 83 & FY 84

SOURCE	National Marine Fisheries Service/Lynde
PROJECT	Fisheries Data Access RP83-55
AMOUNT	\$54,659
CLASSIFICATION	Other receipts
REDUCTION	-0-
SOURCE OF NEW FUNDS	NA
FUTURE STATUS	The purpose of this agreement is to enhance the availability of fisheries data in an aggregated and nonconfidential format that will relieve CFEC's burden of answering numerous ad hoc data requests from the NMFS. These requests for fisheries data have risen to the point that it is more than CFEC can respond to timely with its present staff. It is important that CFEC continue to promote the necessary interphase with our counterpart in the

overall effort of joint federal/state management of the common stock resource. This arrangement is a continuation of a level of cooperation between the State and NMFS for sharing of data and this relationship has proven beneficial to both parties.

###

FY 80 & 81

SOURCE: U.S. FISH AND WILDLIFE SERVICE
PROGRAM: ADMINISTRATIVE SERVICES FOR SPORT FISH & WILDLIFE RESTORATION
AMOUNT: \$350,000
CLASSIFICATION: CATEGORICAL
REDUCTION FROM PRIOR YEAR: NONE
SOURCE OF NEW FUNDS: N/A

Indirect costs received for providing administrative services in connection with the Divisions of Game and Sport Fisheries Federal Fish and Wildlife Restoration Programs. These receipts were used to fund the Division of Administration operating program.

FY 82 through FY 84

SOURCE: US FISH AND WILDLIFE SERVICE
PROGRAM: ADMINISTRATIVE SERVICES FOR SPORT FISH AND WILDLIFE RESTORATION
AMOUNT: NONE
REDUCTION FROM PRIOR YEAR: \$350,000
SOURCE OF NEW FUNDS: GENERAL FUND

Collections of indirect costs were discontinued in FY 82 as the source of Federal funds were limited and the Divisions of Game and Sport Fisheries utilized the total available funding.

SOURCE: US NATIONAL MARINE FISHERIES SERVICES
PROGRAM: OFFICE OF THE COMMISSIONER SUPPORT OF NORTH PACIFIC FISHERY MANAGEMENT COUNCIL ACTIVITIES
AMOUNT: \$25,000
REDUCTION FROM PRIOR YEAR: NONE
SOURCE OF NEW FUNDS: N/A

We anticipate that this funding will continue in the future.

Boards of Fisheries and Game

FY 80 through 82 None

FY 83

Source: U.S. Department of Interior/U.S. Fish and Wildlife Service

Program or Project: Boards of Fisheries and Game

Amount: \$460.0

Classification: Categorical

Reduction from prior year: None

Source of New Funds
or Reduction in Program: NA

Future Status of Program: Continuation

FY 84

Source: U.S. Department of Interior/U.S. Fish and Wildlife Service

Program or Project: Boards of Fisheries and Game

Amount: 498.8

Classification: Categorical

Reduction from prior year: None

Source of New Funds
or Reduction in Program: NA

Future Status of Program: Continuation

SUBSISTENCE DIVISIONFY 80 THROUGH FY 82

NO FEDERAL FUNDING

FY 83

SOURCE The U. S. Department of the Interior
 PROGRAM OR PROJECT Outer Continental Shelf Subsistence Study (OCS)
 AMOUNT \$135K
 CLASSIFICATION Categorical grant/contract
 REDUCTION FROM PRIOR YEAR None
 SOURCE OF NEW FUNDS
 OR REDUCTION IN PROGRAM N/A
 FUTURE STATUS OF PROGRAM This is a special project which will be
completed 10/83 -- We do not anticipate another contract for
this purpose.

FY 83

SOURCE The U.S. Department of the Interior
 PROGRAM OR PROJECT Alaska Native Interest Land Conservation Act (ANILCA)
 AMOUNT \$500K
 CLASSIFICATION Categorical grant/reimbursable
 REDUCTION FROM PRIOR YEAR None
 SOURCE OF NEW FUNDS
 OR REDUCTION IN PROGRAM N/A
 FUTURE STATUS OF PROGRAM This is a 50/50 matching funds project we
anticipate will continue.

FY 84

SOURCE The U.S. Department of the Interior
 PROGRAM OR PROJECT ANILCA
 AMOUNT \$500K
 CLASSIFICATION Categorical grant/reimbursable
 REDUCTION FROM PRIOR YEAR None
 SOURCE OF NEW FUNDS
 OR REDUCTION IN PROGRAM N/A
 FUTURE STATUS OF PROGRAM This is a 50/50 matching funds project we
anticipate will continue.

Betty Barton

- 2 -

April 26, 1983

amount will stabilize around \$160.0. Federal funds are provided through the OCS Lands Act [Section 308 (c)(2)] for review of offshore oil leases.

I have attached for your information copies of the FCC reports and any RPLs pertaining to Federal funding. If I can be of any more assistance to you, please let me know.

Sincerely,

A handwritten signature in black ink, appearing to read "Peter B. McDowell", with a long horizontal flourish extending to the right.

Peter B. McDowell,
Director

PBM/GP/dmc

Attachment

STATE OF ALASKA

OFFICE OF THE GOVERNOR

OFFICE OF MANAGEMENT AND BUDGET DIVISION OF BUDGET REVIEW

BILL SHEFFIELD, GOVERNOR

POUCH AM
JUNEAU, ALASKA 99811
PHONE: (907) 465-3568

April 26, 1983

Ms. Betty Barton, Research Staff
Alaska State Legislature
House of Representatives
Research Agency
Pouch Y, State Capitol
Juneau, AK 99811

Dear Ms. Barton:

The attached chart summarizes the amount of Federal funds received by the Office of the Governor between Fiscal Years 1980 and 1984. As you can see, Federal funding does not play a substantial role in the Office of the Governor. Of the various funding categories you described, funds to the Governor's Office would be considered "other receipts."

Funds received by the Alaska Human Rights Commission come from the U.S. Equal Employment Opportunity Commission (EEOC) and the U.S. Department of Housing and Urban Development (HUD). HUD enters into cooperative agreements with State agencies to ensure the rights of citizens to fair housing including sale, rental and financing practices without regard to race, sex, color, religion or national origin. HUD enforces Title VIII of the Civil Rights Act of 1964; the Alaska Human Rights Commission enforces AS 18.80.230 - .250 in a similar fashion. EEOC and the Commission have engaged in worksharing since 1973. Funds from EEOC help pay personal services costs related to human rights caseload work. As the five-year funding analysis shows, the funds received by the Commission have been relatively stable, with a slight increase in FY 84.

The Division of Policy Development and Planning has been the other recipient of Federal funds. Beginning in FY 84, the Division will be consolidated within the Office of Management and Budget. Funds received have varied from year to year, with Fiscal Year 1981 showing very little receipts. From Fiscal Year 1983 on, it looks like the

Office of the Governor
Fiscal Year

Federal Receipts FY 80-84
Authorized Actual

<u>FY 80:</u>		
Human Rights Commission	\$128.5	\$128.5
Div. Policy Dev. & Planning	<u>415.0</u>	<u>560.0</u>
Total	\$543.5	\$688.5
<u>FY 81:</u>		
Human Rights Commission	106.0	60.2
Economic Analysis	173.0	0.0
Div. Policy Dev. & Planning	<u>12.9</u>	<u>89.4</u>
Total	\$291.9	\$149.6
<u>FY 82:</u>		
Human Rights Commission	115.0	107.2
Div. Policy Dev. & Planning	<u>354.5</u>	<u>338.6</u>
Total	\$469.5	\$445.8
<u>FY 83:</u>		
Human Rights Commission	155.4	Not Available
Div. Policy Dev. & Planning	<u>161.2</u>	Not Available
Total	\$316.6	
<u>FY 84:</u>		
Human Rights Commission	174.8*	Not Available
Div. Policy Dev. & Planning	<u>161.2*</u>	Not Available
Total	\$336.0*	

* These figures represent the Governor's FY 84 proposed budget, as amended. Final numbers as enacted by the Legislature are not available at this time.

STATE OF ALASKA

DEPT. OF HEALTH AND SOCIAL SERVICES
OFFICE OF THE COMMISSIONER

Department of Health & Social
Services

BILL SHEFFIELD, GOVERNOR

POUCH H 01
JUNEAU, ALASKA 99811

PHONE:
465-3030

May 20, 1983

RECEIVED
MAY 23 1983

Betty Barton
and
Deborah Pomeroy
Research Staff
House Research Agency
Pouch Y
Juneau, AK 99811

HOUSE RESEARCH AGENCY

Dear Ms. Barton and Ms. Pomeroy:

Enclosed is the federal funding information you requested in your letter to me dated April 20, 1983. I hope the information will be of use to you.

Sincerely,
Philip D. Hardie, m.d.
Robert London Smith, Ph.D.
Commissioner, *Acting*

Enclosure

MEMORANDUM

State of Alaska


TO: Marsha Hubbard, Director
Division of Budget & Finance

DATE: May 12, 1983

FILE NO:

TELEPHONE NO:

465-3355

FROM: 
Rod Betit, Director
Division of Public Assistance

SUBJECT: House Research Inquiry
Federal Funding
1980-1984

The attached summary lists federal source of funds, the program that is recipient of the funds and the level of funds for the period covering fiscal years 1980 through 1984. During this period the only reduction in federal funding occurring in programs administered by Division of Public Assistance is Title XIX Medicaid. Public LAW 96-499 changed Title XIX Medicaid payment to states by reducing the amount of payment which a State is entitled by 4 percent in FY83 and 4.5% in FY84. Additionally, Title XIX - Medicaid deferrals for hospital and nursing home cost limits are estimated at 1963.0 in FY83 and 2800.0 in FY84.

DIVISION OF PUBLIC ASSISTANCE
Federal Funding Summary

5/12/83

Code	Receipt Title	Program	FY80	FY81	FY82	Revised FY83 4/15/83	Revised FY84
726	IVA-AFDC	AFDC	11059.8	16790.2	17133.3	17000.0	20595.1
723	Energy Assist	EAP	3447.8	5720.1	4615.3	7208.6	6747.5
730	XIX Medicaid	Medicaid	15592.7	20401.5	20417.2	27899.8	31753.0
725	Food Stamp	PA Admin	70.4	77.8	86.9	111.8	102.6
726	Title IVA-AFDC	PA Admin	92.1	100.9	136.8	122.0	148.2
730	XIX Medicaid	PA Admin	388.9	531.2	502.3	640.1	649.6
725	Food Stamp	Quality Cntrl	54.4	107.5	101.3	125.3	117.5
726	Title IVA-AFDC	Quality Cntrl	109.6	122.9	126.9	135.3	156.7
730	XIX Medicaid	Quality Cntrl	80.8	86.9	67.0	90.6	82.0
725	Food Stamp	Staff Dev.	29.7	29.8	27.9	33.9	43.8
726	Title IVA-AFDC	Staff Dev.	38.3	45.8	43.0	35.7	68.6
730	XIX Medicaid	Staff Dev.	1.4	1.9	2.0	.9	3.4
725	Food Stamp	Elig. Det.	923.3	1380.1	1296.6	1641.3	1601.7
726	Title IV-A-AFDC	Elig. Det.	940.1	1204.4	1557.4	1730.3	2051.8
730	XIX Medicaid	Elig. Det.	53.8	76.7	86.0	188.6	95.2
726	Title IVA-AFDC	Collections	1.8			1.1	.5
730	XIX Medicaid	Collections	25.4	15.5	15.0	14.9	15.9
730	XIX Medicaid	MCAC		15.0	17.0	30.5	32.3
725	Food Stamp	Elig. Sys.	28.8	84.7	74.8	330.1	438.5
726	Title IVA-AFDC	Elig. Sys.	102.3	118.3	152.4	307.2	408.1
730	XIX Medicaid	Elig. Sys.	96.5	79.6	10.9	25.3	33.5
743	Title XVIII	Cert & Lic	100.2	143.8	68.3	79.0	85.0
725	Food Stamps	Fraud				144.2	70.7
726	Title IVA-AFDC	Fraud				28.3	70.7
730	XIX Medicaid	Fraud				3.4	15.7

Federal Funding Reductions:

Title XIX-Medicaid

FY83 4% reduction (52% SGM 40% FED)

(876.0)

FY83 Deferral - Medicaid

(1963.0)

FY84 4.5% reduction (52.25% SGM 47.75% FED)

(1545.2)

FY84 Deferral - Medicaid

(2800.0)

MEMORANDUM

State of Alaska

TO: Marsha Hubbard
Director
Division of Budget & Finance

DATE: May 10, 1983

FILE NO:

TELEPHONE NO:

FROM: Gary L. Schaefer *GLS*
Administrative Officer
Div. of Mental Health & DD

SUBJECT: Request for Information
Federal Funds

Below is a list of the information requested by the House Research Agency regarding Federal funds received in the Division of Mental Health & DD.

<u>Program</u>	<u>Fed. Funds 1980</u>	<u>Fed. Funds 1981</u>	<u>Fed. Funds 1982</u>	<u>Fed. Funds 1983</u>	<u>Anticipated Fed. Funds 1984</u>
Gov. Council for Handicapped & Gifted	250,000	250,000	250,000	250,000	250,000
Manpower Systems Dev. Program	--	155,746	177,797	194,484	
Community Support Program	--	--	--	140,000	
BLOCK GRANT	--	--	171,500	265,500	

RECEIVED
MAY 10 1983

Management and Budget Section

MEMORANDUM

State of Alaska

TO: Marsha Hubbard
Director
Budget & Finance
Dept. of H&SS
Lee Hendrickson
Lee Hendrickson
FROM: DP Manager II
Office of Data Processing

DATE: May 3, 1983
FILE NO:
TELEPHONE NO:
SUBJECT: Federal Funds

The Office of Data Processing has received the following federal funds from 1980 thru 1984:

FY 80

U. S. Dept. of Agriculture	Foodstamps	\$55.3
Dept. of HEW	Medicade	213.4
	BAF	96.1

Dept. of HEW--National Center for Health Statistics
Coop. Health Statistics \$158.9

FY 81

U. S. Dept. of Agriculture	Foodstamps	\$128.8
Dept. of HEW	BAF	167.8
Dept. of HEW--National Center of Health Statistics	Health Stats. Contract	\$168.4
	SSI Stats. HEW	9.5

FY 82

Dept. of HEW--National Center for Health Statistics
Health Stats. Contract \$120.9

FY 83

Dept. of HEW--National Center for Health Statistics
Health Stats. Contract \$ 76.6

FY 84

No federal funds anticipated this year. It is anticipated that these funds for the Health Stats. Contract will be received by the new division of Policy, Planning and Evaluation.

The above are considered categorical grants. There are basically no effects on programs as any losses were anticipated as the funds were for a set contract period and the programs were eliminated at the end of the contract period.

RECEIVED
MAY 05 1983

Management and Budget Section

RECEIVED

MEMORANDUM MAY 10 1983 State of Alaska

TO: Marsha Hubbard, Director
Division of Budget & Finance

Budget & Finance
Director's Office

DATE: May 10, 1983

FILE NO: 250

TELEPHONE NO:

FROM: Michael L. Price, Director
Division of Family & Youth Services

SUBJECT: Reductions in Federal
Funding

This is in response to your memo of April 28. Attached is a listing of this Division's federal funding for FY 80 - FY 84. The effects of the reductions received are listed at the bottom of the list.

Attachments

RECEIVED
MAY 10 1983

Management and Budget Section

MEMORANDUM

State of Alaska

TO: Marsha Hubbard
Director
Division of Budget and Finance

DATE: May 11, 1983

FILE NO:

TELEPHONE NO: 465-3037

FROM: Daniel J. Meddleton, Director
Division of Planning, Policy
and Program Evaluation

SUBJECT: Reductions in
Federal Funding

In response to your April 28, 1983 memorandum regarding reductions in federal funding, the Division of Planning, Policy and Program Evaluation has two components which have federal funding. The following information details the funding source, the amount of federal funding and the reduction impact:

I. Health Planning and Development Component:

A. Alaska State Health Planning and Development Agency federal grant under PL 93-641.

B. Funding: Federal Support

1980 -- 415,439

1981 -- 432,846

1982 -- 436,000

1983 -- 241,348

1984 -- 237,600

C. Funding Impact:

Reductions in federal funds for the State Health Planning and Development Agency have resulted in curtailment or loss in the following areas:

Personal Services:

1. The part-time Clerk Typist III for the Statewide Health Coordinating Council (SHCC) could not be filled the majority of time from 1981 through 1984.
2. The Research Analyst I and the part-time Clerk Typist III have been placed on lay off status effective the beginning of Fiscal Year 1984.

Travel:

1. Reductions in travel funds have forced the Health Planning staff and SHCC members to hold their quarterly and committee meetings by teleconference. The teleconference system presents limitations with a group of twenty members and staff, particularly in areas where hand outs and visual aids are necessary.

DIVISION OF FAMILY & YOUTH SERVICES

FEDERAL FUNDS RECEIVED

<u>Allotments</u>	<u>Program</u>	<u>FY 80 Actual</u>	<u>FY 81 Actual</u>	<u>FY 82 Actual</u>	<u>FY 83 Estimate</u>	<u>FY 84 Estimate</u>
Title IVA, Social Security Act	Foster Care & Institutional Care	\$ 159.0	\$ 296.5	\$ 354.1	(Became Title IVE)	
Title IVE, Social Security Act	Foster Care	(Formerly Title IVA)			105.0	105.0
Title IVB, Child Welfare Services	Foster Care Preventive Services	141.5	238.0	0.0	257.0	257.0
Title IVC, Social Security Act	Work Incentive (WIN)	655.0	377.6	289.5	437.5	437.5
Title XX, Social Security Act	Social Services	5,010.7	6,609.4	1,307.6	(Became Block Grant 10/81)	
<u>Block Grant</u>						
Social Services Block Grant	Social Services	(Formerly Title XX)		3,032.9	3,652.2	3,652.2
<u>Grant</u>						
Title II, Juvenile Justice Delinquency & Prevention Act	Delinquency Prevention	9.7	49.6	225.0	225.0	225.0
Effects of reductions:	Title IVE is unrestricted due to the unpredictable nature of eligible cases for claiming. Title IVB is unrestricted; new federal reporting requirements made claiming impossible in FY 82. Title IVC; the reduction resulted in funding of the Fairbanks program with SGF. Title XX/SS Block Grant; the loss of federal funds were replaced with SGF. Title II funds were transferred from the Department of Law in FY 83, and included Law's unused funds. The FY 80 funds have lapsed.					

5/9/83

Work Plan Reductions:

The following activities will be terminated effective July 1, 1984:

1. Update of sections in the State Health Plan (State Profile, Health Status Indicators, Hospital and Long Term Care).
2. Hospital and Long Term Nursing Care Survey.
3. Data development related to new projects.
4. Data requests for technical assistance from other agencies.
5. SHPDA library maintenance, indexing and shelving.
6. Timely responses to reports, plans and correspondence deadlines.

Because of the updates and projects which were undertaken during Fiscal Year 1982 and 1983, the termination of the activities listed will not be as serious for the upcoming Fiscal Year as they will be in Fiscal Year 1985 and 1986. However, reductions in federal funds seriously jeopardize the ability of the State Health Planning and Development Agency to maintain the mandated federal functions.

II. Strategic Planning component: (Information Systems)

A. Federal Contract:

1. National Center for Health Statistics, (NCHS), PL 95-623

B. Funding:

1. 9/30/79 -- 9/29/82. The original contract amount was approved at \$505,724. This amount subsequently was amended two different times within this time frame by NCHS resulting in an ending approved award of \$353,270; a reduction of \$152,454 of the initial figure. Contract #233-79-2099.
2. 9/30/82 -- 9/29/83 = \$76,632
Contract #282-82-2045
3. 9/30/83 -- 9/29/84 = \$79,300 (Estimated)

C. Funding Impact:

Funding for the Vital Statistics Cooperative Program (via NCHS contract) was reduced from approximately \$168,575 per year to \$76,630 per year for federal fiscal year 1983.

May 11, 1983

The funding level for Fiscal Year 1983 and (projected) Fiscal Year 1984 will allow the continuance of the transferral of the State's vital statistic's data to the federal government. However, the appropriate personnel, Analyst Programmer and Statistical Technician, must be maintained in the Department in order to comply with the current contract commitment.

The funding reduction that occurred prior to the federal Fiscal Year 1983 caused the reduction of the following personnel and services:

Personnel:

Project Coordinator, half-time Analyst Programmer, Statistical Technician, Statistical Clerk, Clerk IV, and Clerk III.

Services:

Approximately 50% reduction in vital statistic's analysis and dissemination; and 100% reduction in capability to produce Health Manpower information.

cc: Jim Arnoldt
Cintra Price
Lynn Hutton

MEMORANDUM

State of Alaska

RECEIVED

MAY 11 1983

Budget & Finance
Director's Office

TO: Marsha Hubbard
Director
Division of Budget & Finance

DATE: May 11, 1983

FILE NO:

TELEPHONE NO: 586-6201

FROM: *GM*
George Mundell
Acting Coordinator
Office of Alcoholism/Drug Abuse

SUBJECT: Reductions in Federal
Funding

Pursuant to your request of April 28, 1983 and that of the House of Representative's Research Agency, we have prepared the attached chart with notes of explanation of federal funding received by this office from FY-80 through FY-84, inclusive.

There have been no significant reductions. The only change has been the obvious shift from categorical grants to block grants.

If you have any questions or need additional information, please do not hesitate to call me.

Attachment

cc: P. Hardie, M.D.

117/48

OFFICE OF ALCOHOL AND DRUG ABUSE
Federal Receipts FY-80 through FY-84

Federal Fund	Source	Program	FY-80 level	FY-81 level	FY-82 level	FY-83	FY-84
AIS	NIAAA	1	190.0	181.7	27.4	0	0
STSP	NIDA	2	30.0	30.0	33.4	28.3	0
Formula	NIAAA	3	200.0	200.0	0	0	0
409	NIDA	4	183.2	183.2	183.2	0	0
410	NIDA	5	189.7	176.1	162.6	0	0
Prevention	NIDA	6	35.0	51.3	101.0	0	0
SMDP	NIAAA	7	30.0	30.0	30.0	15.0	0
Block Grant	ADAMHA	8	<u>0</u>	<u>0</u>	<u>1,332.0*</u>	<u>2,604.0**</u>	<u>1,504.4</u>
TOTAL			\$973.4	\$940.5	\$1,958.7	\$2,707.3	\$1,504.4

*rolled over into FY-83
**includes FY-82 funds

Program Key:

1. AIS-NIAAAA: Federal funds were provided to the State of Alaska for the development of an alcohol safety action program, a study on third party insurance coverage for alcohol abuse services and other management or development projects in the field of alcohol abuse.
2. STPS-NIDA: To develop, implement, and operate a system of management and technology transfer from the federal level to the local drug abuse service provider.
3. Formula-NIAAAA: To purchase alcohol abuse services through the grant-in-aid process.
4. 409-NIDA: To purchase youth drug-abuse prevention projects through the grant-in-aid process.
5. 410-NIDA To purchase either residential or outpatient treatment slots for drug abuse (primarily Anchorage).
6. Prevention-NIDA. To develop, implement, and maintain the coordination of drug abuse prevention activities and efforts statewide.
7. SMDP-NIAAAA: Identical to the STSP-NIDA program (2) except for alcohol abuse service providers.
8. Block Grant-ADAMHA: To provide funds to the State for alcohol abuse services, drug abuse services, prevention activities and efforts, and 10 percent to be spent in this area at the State's discretion.

Source Key:

NIDA: National Institute on Drug Abuse; Alcohol, Drug Abuse and Mental Health Administration; Public Health Service; Department of Health and Human Services.

NIAAA National Institute on Alcohol Abuse and Alcoholism; Alcohol, Drug Abuse and Mental Health Administration; Public Health Service; Department of Health and Human Services.

ADAMHA: Alcohol, Drug Abuse and Mental Health Administration; Public Health Service; Department of Health and Human Services.

FEDERAL RECEIPTS/GRANTS
 DIVISION OF PUBLIC HEALTH
 FY 80 - FY 84

SOURCE/DESCRIPTION	DIVISION'S PROGRAM	FY 80	FY 81	FY 82	FY 83	FY 84	TOTAL	GRANT CLASSIFICATION	COMMENTS
VII Control	Communicable Disease Control Labs	110,860.00	146,300.00	90,150.00	62,900.00	62,900.00	473,110.00	Categorical Grant	The losses have been partially funded by GF supplements.
WIC	Family Health	566,475.00	1,010,813.00	1,163,900.00	1,503,000.00	1,509,900.00	5,754,138.00	Categorical	WIC has been able to receive 9,000 congressional support in its program objectives.
Health Education	PH Admin. (Health Ed.)	-0-	298,928.00	314,000.00	339,900.00	296,000.00	1,248,828.00	FY 81-FY 82 Categorical FY 83-84 is block	As the awards went from categorical to block, health risk reduction monies were reduced to augment program efforts in EMS & nursing.
MCH Block	Family Health EMS Nursing Health Education Communicable Disease Control	-0-	-0-	236,700.00	552,500.00	497,200.00	1,286,400.00	Block	The block grant funding for MCH is adequate for the existing need.

FEDERAL RECEIPTS/GRANTS
DIVISION OF PUBLIC HEALTH
FY 80 - FY 84

SOURCE/DESCRIPTION	DIVISION'S PROGRAM	FY 80	FY 81	FY 82	FY 83	FY 84	TOTAL	GRANT CLASSIFICATION	COMMENTS
Communicative Disorder	Family Health	76,000.00	76,000.00	76,000.00	47,185.00	47,185.00	322,370.00	Categorical	The State is being able to retain the needed core activities in its programs. The loss is being supplemented by MCH Block Grant.
Child Development	Family Health	65,000.00	65,000.00	65,000.00	-0-	-0-	195,000.00	Categorical	
EMS	EMS	227,000.00	600,000.00	-0-	-0-	-0-	827,000.00	Categorical Grant	Granting was eliminated in FY 81.
Crippled Children - A	Family Health	165,000.00	196,269.00	44,000.00	-0-	-0-	405,269.00	Other Receipts	
Crippled Children - B	Family Health	70,000.00	70,000.00	17,500.00	-0-	-0-	157,500.00	Other Receipts	
MCH - A	Family Health Nursing	332,000.00	356,950.00	91,000.00	-0-	-0-	779,950.00	Other Receipts	
MCH - B	Family Health Nursing	70,000.00	352,800.00	30,000.00	-0-	-0-	452,800.00	Other Receipts	
314 - D	Family Health Nursing Communicable Disease Control Labs Grants to Anchorage Health Education	293,900.00	16,030.00	-0-	-0-	-0-	309,930.00	Other Receipts	
Immunization	Communicable Disease Control	116,800.00	60,000.00	99,200.00	100,500.00	100,500.00	477,600.00	Categorical Grant	The State is being able to accomplish its goals & objectives w/ the current funding. The losses are being supplemented by other sources.
IPD	Family Health	150,000.00	201,650.00	397,200.00	360,000.00	300,000.00	1,408,850.00	Categorical Grant	
Supplemental Section Income	Family Health		78,300.00	-0-	-0-	-0-	78,300.00	Categorical Grant	Was a single year appropriation.

STATE OF ALASKA

DEPARTMENT OF LABOR

OFFICE OF THE COMMISSIONER

BILL SHEFFIELD, GOVERNOR

P. O. BOX 1149
JUNEAU, ALASKA 99802
(907)465-2700

May 9, 1983

Betty Barton
House Research Agency
Pouch Y
Juneau, AK 99811

Dear Ms. Barton:

The Department of Labor receives federal funds from three agencies; the U.S. Department of Labor, Employment and Training Administration (ETA), the U.S. Occupational Safety and Health (OSH) Administration, and the Bureau of Labor Statistics OSH. The following components receive funds from the U.S. Department of Labor, ETA: Employment Service, Unemployment Insurance, UI Fraud Investigations, WIN, Labor Market Information, Research Contracts, and Management Services. The Department's Occupational Safety and Health component receives funds from the U.S. Occupational Safety and Health Administration. Additionally, the LMI component receives funds from the Bureau of Labor Statistics OSH. All of these monies come to the Department in the form of categorical grants; but beginning October 1, 1983 (FY '84), the federal funds for the Employment Service component are anticipated to be received as a block grant through the Office of the Governor.

The following components of the Department of Labor have, and expect to receive federal funds as indicated:

Dollars in Thousands

	FY 80	FY 81	FY 82	FY 83	FY 84
Employment Service	\$7,380.2	\$8,209.9	\$6,702.9	\$6,805.1	\$6,618.0
Unemployment Insurance	9,444.2	10,329.1	9,794.1	10,526.1	11,117.1
UI Fraud	214.2	233.9	255.4	228.4	242.2
WIN	900.9	711.3	546.3	616.5	897.7
OSHA	1,200.1	1,213.0	940.3	1,176.3	1,249.3
Labor Market Information	335.6	393.2	421.1	434.9	
Research Contracts	57.8	162.2	73.1	72.1	87.0
Management Services	83.5	0	0	0	0
	<u>\$19,616.5</u>	<u>\$21,252.6</u>	<u>\$18,733.2</u>	<u>\$19,859.4</u>	<u>\$20,211.3</u>

Employment Service

In FY '82 federal funds were not provided to operate the rural offices of Employment Services (\$1507.0). In order to maintain these offices, the Legis-

Betty Barton
May 9, 1983
Page Two

lature and Governor provided \$305.0 and \$500.0 (from the FBIF) respectively to help maintain these offices. The remaining reduction of \$702.0 was accomplished through staff reductions. This action resulted in substantially fewer Alaskans registered and placed. Between FY '82 and FY '83 real federal funding was decreased (1.5 percent aggregate funding increase)¹, and the State Legislature increased the general fund level by over \$900.0. Coupled with some administrative efficiencies, the increase level of general funding enabled the Department to maintain the level of FY '82 service.

Unemployment Insurance Fraud Investigation

The effect of the reduced level of federal funding in FY '83 was to reduce staff by one position. The Department requested and received FBIF to satisfy the difference. In FY '84 we have requested Training and Building funds so that the level of service provided can be maintained.

WIN

Federal funding reductions in FY '82 necessitated the closure of the Ketchikan office and staff reductions in Anchorage and Juneau; but at the same time we were able to enter the Kenai and Wasilla areas. This was done to more effectively utilize remaining funds by concentrating training and grant delivery in the more populated areas and thereby increase the potential of receiving higher levels of federal funding. Additionally, since FY '81, federal funding for WIN has not been included in the federal executive budget document, but has been funded through the continuing resolution process in Congress. Again, in FY '84 it is not included in the President's budget.

Occupational Safety and Health

The federal funding reduction that the division received in FY '82 was the result of Alaska legislative action and not federal budgetary constraints. Because OSHA receives monies from two sources (50/50 program grant and 90/10 contract) which are determined by the level of general fund match, a reduction in general funds will yield proportionate reductions in federal funds. The action in FY '82 resulted in the elimination of sixteen positions and underfunding four of the remaining thirty-two positions.

Labor Market Information and Research Contracts

Although aggregate federal funding has increased, this has been the result of Federal Supplemental Budget requests submissions and approvals. This has created an atmosphere of uncertainty within which it has become difficult to plan for products, projects, and the overall level of service to be

^{1/} During this period inflation was assumed to be 6 percent for budgetary purposes; therefore, the department experienced a 4.5 percent real dollar funding reduction.

Betty Barton
May 9, 1983
Page Three

provided. This problem will be exacerbated in FY '84 due to the enactment of the Job Training Partnership Act. In FY '84 the Employment and Training Administration will provide funds to the State in a block grant (instead of a categorical grant) and will contract for specific products from the State. This will eliminate funding for several products currently produced.

In FY '84 the Labor Market Information and the Research Contracts components will be combined, and the vast majority of FY '83 federal funding continuation will reside in the Employment Service component. The remaining Labor Market Information component anticipates receiving \$87.0 in federal funding directly from the Bureau of Labor Statistics OSH.

Management Services

Federal funds in this component for the Occupational Safety and Health Bureau of Labor Statistics Contract were transferred in FY '81 to the Research Contracts component because the tasks being funded were more appropriately housed there.

If you need additional information, please contact Nico Bus at 465-2720.

Sincerely,



Jim Robison
Commissioner

STATE OF ALASKA

DEPARTMENT OF MILITARY AFFAIRS
OFFICE OF THE ADJUTANT GENERAL

Bill Sheffield, Governor

SUITE 620 FRONTIER BUILDING
3601 "C" STREET
ANCHORAGE, ALASKA 99503
PHONE: (907) 243-0656 AUTOVON: 862-7210

AG

12 May 83

Ms. Betty Barton
Alaska State Legislature
House of Representatives
Research Agency
Pouch Y, State Capitol
Juneau, Alaska 99811

RECEIVED
MAY 18 1983

HOUSE RESEARCH AGENCY

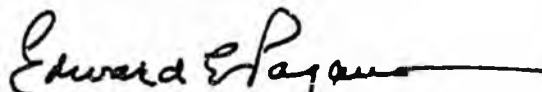
Dear Ms. Barton:

Per your letter of April 20, 1983, the following information is submitted concerning 1980-1984 reductions in federal funding.

The two attachments represent input from the two (2) divisions within this Department which are in receipt of federal money - specifically the U.S. Property and Fiscal Office (Attachment 1) and the Alaska Division of Emergency Services (Attachment 2).

I hope the information submitted will be useful in your assessment concerning the level of federal support to Alaska.

Sincerely,



EDWARD G. PAGANO
MAJOR GENERAL, AK NG
The Adjutant General

Attachments (2)

ADES has had an increase in program funding in the past two (2) years (82-83). Items 80-81 shown N/A have been audited and closed out no information is available. The dash lines shown (80-81-82) are prior to program being established. The Tsunami and Earthquake funding are on-going programs.

We have requested minor increases in 84 but have not received funding level we can expect to receive.

FEDERAL FUNDING PER
FEDERAL FISCAL YEAR
CONTRACT/COOPERATIVE AGREEMENT

	80	81	82	83	84
EMA	301,700.00	301,700.00	321,100.00	344,400.00	
NCP	---	---	20.0	85.3	
RDO	---	---	35.9	62.0	
M&S	N/A	N/A	12.3	11.8	
T&E	20.0	20.0	20.0	53.5	
RSM	N/A	43.0	53.5	61.0	
DPIG	25.0	25.0	25.0	25.0	
SHELTER SURVEY	---	---	---	38.4	
EARTHQUAKE	XXXXXXXXXXXX149.9				
TSUNAMI	XX112.9				

-
- EMA = Personnel and Administration
 - NCP = Nuclear Civil Protection
 - RDO = Radiological Defense Officer
 - M&S = Maintenance and Service, e.g. telephone, etc.
 - T&E = Training and Education
 - RSM = Support Materials, e.g. comm. equip., etc.
 - DPIG = Disaster Plan Improvement Grant

The following figures for USPFO (based on the federal FY 1 Oct - 31 Dec) are provided for your information:

	<u>FY 80</u>	<u>FY 81</u>	<u>FY 82</u>	<u>FY 83*</u>
Army Guard	\$13,579,400	\$15,974,600	\$17,924,700	\$19,126,500
Air Guard	<u>7,507,711</u>	<u>8,354,226</u>	<u>9,109,534</u>	<u>9,984,700</u>
Total	\$21,087,111	\$24,328,826	\$27,034,234	\$28,981,200

*Amounts are not final and remain subject to year-end adjustment.

Projections at this time are that both the Army and Air National Guard federal support levels will continue to grow over the next five years. Federal support of the Alaska National Guard is accomplished in the form of direct allotment from the National Guard Bureau to the USPFO for Alaska.

The federal budget for FY 84 has not been finalized at this time, therefore, it is not possible to provide any actual data. The Department does anticipate increased support over the FY 83 funding level.