

ALASKA LEGISLATURE COMMITTEE FILES 1987-1988 8672

5160 HTRA HB 213 (FILE 2)

782

This report differs in program coverage, timing and geographic detail from the "Federal Aid to States" publication prepared by the Department of the Treasury. The Department of the Treasury publication includes only a portion of the total Federal expenditure impact on the States—only the portion that relates to Federal grants-in-aid to State and local governments. Outlays are based on checks issued and payments-in-kind and represent actual spending at the time these payments are made. The information is not shown below the State level. The "Federal Aid to States" publication is available from the Special Reporting Branch, Bureau of Government Financial Operations, Department of the Treasury, Treasury Annex No. 1, Attention: GAO Building, Washington, D.C. 20226 (Telephone 202 566-4531).

Some Considerations on Use of the Data

The Community Services Administration makes some checks on the validity and reasonableness of the data published. However, the federal departments and agencies are responsible for the accuracy and completeness of the data. Users of the information should keep in mind the following:

A. Proration and Allocation Techniques

Since these reports reflect the distribution of federal funds by program, indirect support, and geography, they provide a useful guide for planning and budgeting officials at all government levels. However, in some instances the funds pass through State governments or their intermediaries, such as prime contractors, before reaching the ultimate recipient. A timely and economically feasible means of tracking these funds to the final recipient has not been developed.

In such cases, the federal agency involved has used a statistical proration technique which they believe most nearly approximates the probable distribution of the funds on a geographic basis. These proration or allocation techniques are described in Exhibit No. 1. Each method is identified by a code number which appears with each entry where applicable.

B. Reporting Basis of the Federal Funds

Federal funds are generally reported on the basis of obligations of government administered funds, except deposit funds. In the Federal government budget accounting system, "obligations" are funds legally set aside to be spent, but not actual expenditures. Therefore, it is possible that in some cases the dollar amounts reported in the Geographic Distribution of Federal Funds Report for a particular program reflect obligations incurred in the current fiscal year to be spent over a period of several years. However it should be stressed that there are few such multi-year Federal programs; most obligations reported as current fiscal year funds accurately represent the level of Federal spending during that year.

In other instances, the data may represent costs or expenditures. Exhibit No. 3 of the User's Guide provides additional information describing the reporting basis for specific types of agency operations.

C. Program Identification

Program names in this report are listed in alphabetical order by Federal department or agency. In addition, the Catalog of Federal Domestic Assistance program number (CFDA NO.) is listed opposite each program name where applicable. The Catalog, published by the Office of Management and Budget, contains information in a single publication about programs of Federal departments and agencies and may be used in

conjunction with this report for analysis purposes and to gain a better understanding of the data presented.

D. Additional Precautions on the Use of Federal Funds Data

Users of the Federal Funds Report should take the following into consideration:

- Comparisons between the dollar figures shown in a geographical area in this report and similar reports for previous years must be made with caution since additional programs have been classified as "Indirect Federal Support" programs.
- Funds are reported only for the Executive Branch of the Federal government. Funds of the Legislative and the Judicial Branches are not reported.
- Reporting is incomplete in some instances because of security reasons.
- Grants include aid-to-state and local governments, private organizations and some programs that aid individuals, such as fellowships or research grants.
- Funds for insured and guaranteed loan programs include the face value of the loans rather than the cost of the program's operation. Exhibit No. 2 of the User's Guide provides additional information about the reporting bases for various types of loan programs.
- Information about the activities of certain agencies, boards and commissions will be found in the report of the agency to which the funds were transferred, or which may have performed the accounting rather than the funding.
- County data include funds also reported at the city level, except for independent cities which are treated as counties.
- Certain H.U.D. indirect support programs such as the home mortgage and property improvement loan insurance programs are reported at the national, state, and county level only. Transportation Department highway programs are also reported at the national, state and county levels only.
- Data for a number of H.U.D. Programs were not reported by the Department. If there is a question concerning the unreported programs, please contact the Department directly on 202 557-0605.
- The Legal Service Corporation did not report data as it is a private non-profit corporation established by the Legal Services Corporation Act of 1974. Its Federal payment is outlaid in the accounts of the U.S. upon transfer from the Department of the Treasury to the Corporation's commercial bank accounts. Information on allocations of Corporation funds can be obtained directly from the Legal Services Corporation, 733 15th Street, NW, Washington, D.C. 20005 (202-272-4000).

Distribution of the Federal Funds Report

The Fiscal Year 1980 Federal Funds Report have been distributed to a large number of institutions, individuals, and groups. Single state reports have been sent to:

- U.S. Senators
- U.S. Representatives
- State Governors
- Governors of Territories and other Areas
- Mayors of Cities over 30,000 population
- Principal County Officials of counties over 50,000 population
- State Economic Opportunity Offices
- State Planning Offices
- Regional Commissions
- State Legislative Research Councils
- State Budget Offices

Also, State Governors, Governors of Territories and other Areas, U.S. Senators, U.S. Representatives, and State Legislative Research Councils receive a copy of the Federal

Funds in Summary volume. Federal Executive Boards and representative offices of the states having offices in Washington, D.C. also receive a copy of the State Report and the Summary. Additionally, each of the some 1200 libraries across the country, which has been designated as a depository for receipt of U.S. Government publications, receives a copy of the appropriate State Report directly from the Superintendent of Documents, Washington, D.C.

Complete sets of Federal Funds Report (50 States, District of Columbia, Territories and other Area volumes and Federal Funds Report in Summary volume) have been distributed to:

- The White House
- The Office of Management and Budget
- Selected Congressional Committees
 - (House Appropriations Committee)
 - (House Budget Committee)
 - (House Intergovernmental Relations Committee)
 - (House Ways and Means Committee)
 - (Senate Appropriations Committee)
 - (Senate Budget Committee)
 - (Senate Subcommittee on Intergovernmental Relations)
- Major Federal Agencies
- Selected Public Interest Groups
 - (National Association of Counties)
 - (U.S. Conference of Mayors)
 - (National League of Cities)
 - (International City Management Association)
 - (Council of State Governments)
 - (State-County City Service Center)
 - (National Association of Regional Councils)

In addition, regional sets have been sent to each Federal Regional Council Chairman in the ten Federal regions. These sets include the Geographic Distribution of Federal Funds in Summary volume. We encourage users to refer other users to these recipients of the Federal Funds Report before ordering additional copies.

EXHIBIT NO. 1

*Identification, Proration, and
Allocation Methods Key*

Present agency accounting systems do not always provide accurate data as to the total geographic area in which the funds are expended. In those instances, the Federal Agency develops a statistical formula to predict the most probable distribution of its funds. These formulas or methods are described below and identified by a code number that is printed in each Federal Funds entry where applicable. The absence of a code number after a program title indicates that the outlay is accurate at all levels geographically. Where a proration or allocation method has been used to determine funds at the city level only, one may assume that the stated funds are accurate at the state and county levels. Correspondingly, where a proration or allocation method was used to determine funds at county and city levels, the stated funds at the state level may be regarded as accurate.

Code No.

Identification, Proration, and Allocation Method

1. To obtain city estimates, the county figures are prorated on the basis of the portion of the population in the city relative to the county population.
2. Prorated to county level based on a previous year's survey of consumers and subscribers by county.
3. Allocated equally to counties within each re-development district located in 13 Appalachian states.
4. Funds are allocated or identified to the location of the State Agency receiving the money.
5. Funds are allocated or identified to the location of the Prime contractor's main office.
6. Funds are allocated or identified to the location of the purchasing office.
7. Funds are allocated or identified to the location of the duty station where the costs are incurred. In distributing these costs to counties or cities, total costs at the lowest organizational level of the cost accounting system are determined. These costs are then prorated to counties or cities based upon the number of operating units in each of the counties or cities. State office costs are charged to the county and city in which the office is located.
8. State totals are based on average monthly annuities applied to the national figure. Proration to counties and cities is based on population.
9. Actual payroll costs are distributed to the given county and city levels (these actual figures represent 85 percent of total funds), and other obligations (15 percent of total funds) are prorated in the same proportion as payroll to county and city levels.
10. The monies assigned to a state are allocated within the state to counties and cities on the basis of the proportion of the state population in the given county or city.
11. Funds are reported for the largest city in the state and the county in which that city is located.
12. This technique prorates funds to localities on the basis of the fraction of the state's special group population in a county or city (e.g., recipient of a specific service, state employees, veterans).

13. Prorated by computing a percentage for each office corresponding to the ratio that each office's annual payroll cost bears to the total annual payroll cost for the agency. This percentage is then applied to the total annual obligations for the agency to arrive at an estimated obligation for each office at the state, county and city levels. The data are accurate at the national level.
14. Prorated to state, county, and city by size of geographic area.
15. Prorated to state, county, and/or city of geographic distribution of employees.
16. Prorated to state, county and city by payroll costs except for large expenditures which are actual for the area. The allocations to the localities are directly proportional to the payroll costs for the localities.
17. The data are accurate to National and Federal Reserve District levels. Data are prorated to the city or county level based on the ratio of city or county population to the population of the Federal Reserve District in which the city or county is located.
18. Prorated by estimated obligation to state, county, and city levels.
19. Payroll costs are distributed to actual geographic level (based on duty station of employee). The number of employees in each location is used to obtain a factor for each location in relation to total employment, and this is then applied to "Other Expenses" for allocation to each location. The "Other Expenses" and the payroll cost are totaled for each geographic level.
20. Actual funds are obtained at each geographic level for the first month in each quarter. For these four months (July, October, January and April), the fractions of the funds assigned to the given locations are determined. These fractions are then applied to the year end totals to obtain the yearly totals allocated to each location.
21. State totals based on statistical tabulations derived from monthly accounting totals; city and county totals projected from December payments of prior fiscal year to arrive at full year totals; records of city and county payment distribution maintained on Zip Code basis.
22. Payroll funds are accurate to all levels. Other funds are prorated to state, county, and city levels by projecting annual payments to suppliers and producers from total obligations extending over a period of years (negative factoring method); records of city and county distribution maintained through accounting documentation of expenditures.
23. Payroll and travel accurate to all levels. Administrative expenses prorated based on prior year's geographic levels.
24. Funds are allocated or identified to the location of prime contractor's place of performance.
25. Funds are reported in the capital city of the state and the county in which the capital city is located.

EXHIBIT NO. 2

Loan Programs Key

I. LOAN GUARANTEE PROGRAMS, BY AGENCY, REPORTED BY FACE VALUE OF LOAN

Department of Health, Education and Welfare
Higher Education Act Insured Loans
Nursing School Construction – Loan Guarantees

Department of Housing and Urban Development
Loan Insurance – Major Home Improvements
Mobile Home Loan Insurance
Mortgage Insurance – Condominium Homes
Mortgage Insurance – Experimental Homes
Mortgage Insurance – Home Coinsurance Program
Mortgage Insurance – Homes
Mortgage Insurance – Hospitals
Mortgage Insurance – Mobile Home Parks
Mortgage Insurance – Nursing Homes
Mortgage Insurance – Redevelopment Homes
Mortgage Insurance – Servicemen's Homes
Mortgage Insurance – Condominium Housing Projects
Mortgage Insurance – Graduated Payment Mortgage Program
Mortgage Insurance -- Homes for Certified Veterans
Mortgage Insurance – Homes for Special Credit Risks
Mortgage Insurance – Homes in Declining Areas
Mortgage Insurance – Homes in Outlying Areas
Mortgage Insurance – Land Development & New Community
Mortgage Insurance – Low/Moderate Income Hous-Market Int Rate
Mortgage Insurance – Low/Moderate Income Family Homes
Mortgage Insurance – Lower Income Family Homes
Mortgage Insurance – Multifamily Supplemental Loans
Mortgage Insurance – Projects With 2-Year Operating Losses
Mortgage Insurance – Purchase/Refinish Existing Housing
Mortgage Insurance – Redevelopment Housing Projects
Mortgage Insurance – Rental Housing Assistant Projects
Mortgage Insurance – Rental Housing for the Elderly
Mortgage Insurance – Rental Housing Projects
Mortgage Insurance – Sales Type Co-op Projects
Mortgage Insurance – Sales Type Cooperative Homes
Property Improvement Loan Insurance

Veterans Administration
Veterans Guaranteed and Insured Loans

II. DIRECT LOAN PROGRAM, BY AGENCY, REPORTED BY OBLIGATION

Department of Agriculture
Very Low Income Housing Repair Loans
Self-Help Housing Land Development Loans
Rural Telephone Bank Loans

Department of Commerce
Grants and Loans for Public Works and Development Facilities
Loans to Business for Development Companies
Trade Adjustment Assistance Loans
Fishery Loan Fund

Department of Health, Education and Welfare
NDEA Loans to Institutions
Higher Education Facilities Loan Fund

Veterans Administration
Veterans Direct Loans

III. LOAN PROGRAMS, BY AGENCY, THAT COMBINE DIRECT LOANS AND
LOAN GUARANTEED, REPORTED BY FACE VALUE OF LOANS

Department of Agriculture
Commodity Loans
Storage Facilities and Equipment Loans

Small Business Administration
Economic Opportunity Loans to Small Business
Loans to State and Local Development Companies
Disaster Loans
Small Business Financial Assistance Program
Small Business Investment Company Programs

IV. LOAN PROGRAMS THAT COMBINE DIRECT LOANS AND GUARANTEED
LOANS, REPORTED BY OBLIGATION

Department of Agriculture
Rural Telephone Loans
Rural Electric Loans
Farm Ownership Loans
Water and Waste Disposal Systems Loans
Watershed Protection Loans
Farm Operating Loans
Resource Conservation and Development Loans
Farm Ownership Non-Farm Enterprise Loans
Soil and Water Loans to Individuals
Indian Tribes and Tribal Corporation Loans
Irrigation, Drainage, and Other Soil and Water Conservation Loans
Recreation Facility Loans
Flood Prevention Loans
Grazing Association Loans
Low to Moderate Income Housing Loans
Rural Rental Housing Loans
Farm Labor Housing Loans
Rural Housing Site Loans
Business and Industrial Loans
Community Facilities Loans
Emergency Disaster Loans
Emergency Livestock Loans
Recreation Association Loans

Reporting Basis Key

The following are program funds reported on other than an obligation basis.

I. PROGRAMS BY AGENCY, THAT WERE REPORTED BY COSTS

Department of Agriculture
Agricultural Product Grading
Federal Grain Inspection Service
Federal-State Marketing Improvement Program
Inspection and Grading of Farm Products
Inspection and Weighing Services
Livestock and Poultry Market Supervision
Market News
Market Supervision
Marketing Agreements and Orders
Marketing Services
Miscellaneous Contributed Funds, AMS
Perishable Agriculture Commodities Act Fund

Department of Transportation
St. Lawrence Seaway Development Corporation Fund

Veterans Administration
Dependency and Indemnity and Death Compensation
Veterans Burial Awards and Other Miscellaneous Benefit Payments
Veterans Death Pension
Veterans Disability Compensation
Veterans Disability Pension

II. PROGRAMS, BY AGENCY, THAT WERE REPORTED BY EXPENDITURES

Department of Agriculture
Agricultural Conservation Program
Commodity Inventory Operations
Cotton Production Stabilization
Dairy and Beekeeper Indemnity Payments
Emergency Conservation Measures
Emergency Feed Program
Feed Grains Production Stabilization
Financing Exports Under Short-Term Credit Sales
Financing P.L. 480 Dollar Credit Sales
Forestry Incentives Program
Grain Reserve Program
National Wool Act Payments
Purchase of Commodities
Purchases for Child Nutrition Program
Purchases for Elderly Feeding

Purchases for Food Donation Program
Rice Production Stabilization
Section 6 Purchases
Title II, P.L. 480 Foreign Donations
Water Bank Programs
Wheat Production Stabilization

Department of State

All funds reported by the Department of State are by expenditures (disbursements)

Railroad Retirement Board

Social Insurance Program for Railroad Workers

III. PROGRAMS, BY AGENCY, THAT WERE REPORTED BY OTHER PROCEDURES

Department of Agriculture

The following programs were reported by the weighted average costs to the Federal government of the foods donated, including transportation, storage, and processing:

- Donation of Commodities to School Lunch
- Food Distribution to Institutions
- Food Distribution to Needy Families
- Food Distribution to Schools
- Nutrition Programs for the Elderly

Treasury

Treasury reports interest on the public debt as an appropriation

Agency for International Development

All funds are reported by the amounts drawn against letter of credit issued to foreign governments.

General Services Administration

GSA's funds are a combination of expenditures, obligations or costs. The donation of surplus real and personal property is based on the original acquisition cost of the property.

List of Federal Funds Report Abbreviations

This list is intended as a guide to users unfamiliar with Federal agency program abbreviations. The list is arranged alphabetically by agency. Two abbreviations common to all agencies and used extensively throughout the Federal Funds Report are:

S&E	Salaries and Expenses
CWF	Consolidated Working Fund

Department of Agriculture

AMS	Agricultural Marketing Service
APHIS	Animal and Plant Health Inspection Service
ASCS	Agricultural Stabilization and Conservation Service
BOR	Bureau of Outdoor Recreation
CCC	Commodity Credit Corporation
EPA	Environmental Protection Agency
ESCS	Economics, Statistics and Cooperatives Service
FCIC	Federal Crop Insurance Corporation
FGIS	Federal Grain Inspection Service
FMHA	Farmers Home Administration
FNS	Food and Nutrition Service
FS	Forest Service
FSQS	Food Safety and Quality Service
IDS	International Development Staff
REA	Rural Electrification Administration
SCS	Soil Conservation Service
SEA	Science and Education Administration
SFCP	Special Foreign Currency Program
USDA	United States Department of Agriculture

Department of Commerce

ARC	Appalachian Regional Commission
BEA	Bureau of Economic Analysis
EDA	Economic Development Administration
ITA	International Trade Administration
MAR	Maritime Administration
NBS	National Bureau of Standards
NFPCA	National Fire Prevention Control Administration
NMFS	National Marine Fisheries Service
NOAA	National Oceanic and Atmospheric Administration
NWS	National Weather Service
OMBE	Office of Minority Business Enterprise
O/S	Office of the Secretary
USTS	United States Travel Service

Department of Health, Education and Welfare
 ADMHA Alcohol, Drug Abuse and Mental Health Administration
 ASH Assistant Secretary for Health
 CDC Center for Disease Control
 DIS Disease
 ED Education
 FDA Food Drug Administration
 HFCA Health Care Financing Administration
 HI Health Insurance
 HRA Health Resources Administration
 HSA Health Services Administration
 NDEA National Defense Education Act
 NIE National Institute of Education
 NIH National Institutes of Health
 OE Office of Education
 OS Office of the Secretary
 RES Research
 SAFA School Assistance Federally Affected Areas
 SS Social Security
 SSA Social Security Administration

Department of Housing and Urban Development
 CPD Community Planning and Development
 HPMC Housing Production and Mortgage Credit

Department of the Interior
 BIA Bureau of Indian Affairs
 BM Bureau of Mines
 FWS Fish and Wildlife Service
 GS United States Geological Survey
 HCERS Heritage Conservation and Recreation Service
 LBR Bureau of Reclamation
 NPS National Park Service
 OT Office of Territorial Affairs
 OWRT Office of Water Research and Technology
 SFCP Special Foreign Currency Program
 SM Office of Surface Mining and Reclamation Enforcement

Department of Justice
 LEAA Law Enforcement Assistance Administration

Department of Labor
 BLS Bureau of Labor Statistics
 ESA Employment Standards Administration
 ETA Employment and Training Administration
 MSHA Mine Safety and Health Administration
 OSHA Occupational Safety and Health Administration

Department of State

E&W East and West
FHWA Federal Highway Administration (Department of Transportation)
IBWC International Boundary and Water Commission

Department of Transportation

A/A Airports and Airways
DOT Department of Transportation
FAA Federal Aviation Administration
FRA Federal Railroad Administration
NHTSA National Highway Traffic Safety Administration
TSC Transportation Systems Center

Civil Service Commission

FLRC Federal Labor Relations Council

Environmental Protection Agency

AW/M Air and Waste Management
RD Research and Development
WHM Water and Hazardous Materials

General Services Administration

EPA Environmental Protection Agency
GPO Government Printing Office
OEP Office of Emergency Preparedness
OS Office of the Secretary, HEW
SSA Social Security Administration

27-1-100

FEDERAL INFORMATION EXCHANGE SYSTEM NATIONAL AND STATE SUMMARIES - BY FUNCTION

(Dollar amounts in thousands)

	FY 1980 FUNDS		STATE %
	NATIONAL TOTAL	STATE AMOUNT	
ALASKA			
DEPARTMENT OF DEFENSE-MILITARY	\$127,180,634	\$762,348	.6
ATOMIC ENERGY DEFENSE ACTIVITIES.....	\$3,070,970	\$58	***
DEFENSE-RELATED ACTIVITIES	\$20,429		
FOREIGN ECONOMIC AND FINANCIAL ASSISTANCE.....	\$1,221,296	\$9,525	.8
CONDUCT OF FOREIGN AFFAIRS.....	\$417,346		
FOREIGN INFORMATION AND EXCHANGE ACTIVITIES.....	\$16,357		
GENERAL SCIENCE AND BASIC RESEARCH	\$1,470,720	\$5,349	.4
SPACE FLIGHT.....	\$2,877,008		
SPACE SCIENCE, APPLICATIONS, AND TECHNOLOGY	\$1,507,110	\$832	.1
SUPPORTING SPACE ACTIVITIES.....	\$417,726	\$660	.2
ENERGY	\$103		
ENERGY SUPPLY.....	\$5,880,037	\$163,185	2.8
ENERGY CONSERVATION	\$428,799	\$916	.2
EMERGENCY ENERGY PREPAREDNESS	\$350,835		
ENERGY INFORMATION, POLICY AND REGULATION.....	\$711,440	\$10	***
WATER RESOURCES	\$5,815,724	\$1,178	***
CONSERVATION AND LAND MANAGEMENT.....	\$3,219,076	\$84,037	2.6
RECREATIONAL RESOURCES	\$1,538,182	\$28,805	1.9
POLLUTION CONTROL AND ABATEMENT.....	\$5,878,113	\$20,993	.4
OTHER NATURAL RESOURCES.....	\$1,472,111	\$52,497	3.6
FARM INCOME STABILIZATION.....	\$8,770,716	\$169	***
AGRICULTURAL RESEARCH AND SERVICES.....	\$1,561,023	\$3,118	.2
MORTGAGE CREDIT AND THRIFT INSURANCE.....	\$2,161,763		
POSTAL SERVICE.....	\$17,168,425	\$55,100	.3
OTHER ADVANCEMENT AND REGULATION OF COMMERCE	\$2,275,294	\$10,056	.4
GROUND TRANSPORTATION	\$14,766,303	\$181,523	1.2
AIR TRANSPORTATION.....	\$3,523,761	\$87,546	2.5
WATER TRANSPORTATION	\$2,285,043	\$52,536	2.3
OTHER TRANSPORTATION.....	\$154,959		
COMMUNITY DEVELOPMENT	\$5,036,971	\$6,259	.1
AREA AND REGIONAL DEVELOPMENT.....	\$2,702,883	\$77,031	2.8
DISASTER RELIEF AND INSURANCE.....	\$1,223,422	\$2,773	.2
EDUCATION, TRAINING, EMPLOYMENT, SOCIAL SVCS.	\$1,900,219	\$8,188	.4
ELEMENTARY, SECONDARY, & VOCATIONAL EDUCATION	\$5,824,492	\$61,102	1.0
HIGHER EDUCATION.....	\$3,911,563	\$5,306	.1
RESEARCH AND GENERAL EDUCATION AIDS	\$808,345	\$3,570	.4
TRAINING AND EMPLOYMENT.....	\$10,894,856	\$79,026	.7
OTHER LABOR SERVICES.....	\$506,765	\$74	***
SOCIAL SERVICES	\$4,375,110	\$25,836	.6
HEALTH	\$5,730,789	\$7,277	.1
HEALTH CARE SERVICES	\$53,130,610	\$54,887	.1
HEALTH RESEARCH	\$223,250		
CONSUMER AND OCCUPATIONAL HEALTH AND SAFETY.....	\$844,885	\$1,346	.2
INCOME SECURITY.....	\$787,603	\$3,794	.5
GENERAL RETIREMENT AND DISABILITY INSURANCE.....	\$125,572,843	\$70,666	.1
FEDERAL EMPLOYEE RETIREMENT AND DISABILITY	\$15,220,122	\$32,944	.2
UNEMPLOYMENT COMPENSATION.....	\$2,699,980	\$8,222	.3
PUBLIC ASSISTANCE & OTHER INCOME SUPPLEMENTS.....	\$31,102,704	\$62,915	.2
INCOME SECURITY FOR VETERANS	\$12,457,811	\$10,486	.1
VETERANS EDUCATION, TRNG., AND REHABILITATION	\$2,380,654	\$4,241	.2
HOSPITAL AND MEDICAL CARE FOR VETERANS	\$6,617,061	\$21,007	.3
VETERANS HOUSING	\$39,825	\$4	***
OTHER VETERANS BENEFITS AND SERVICES	\$634,404	\$1,369	.2
FEDERAL LAW ENFORCEMENT ACTIVITIES.....	\$1,395,815	\$3,733	.3
FEDERAL LITIGATIVE AND JUDICIAL ACTIVITIES.....	\$387,088	\$1,483	.4
FEDERAL CORRECTIONAL ACTIVITIES	\$302,910		
CRIMINAL JUSTICE ASSISTANCE.....	\$520,778	\$1,507	.3
EXECUTIVE DIRECTION AND MANAGEMENT.....	\$79,991		
CENTRAL FISCAL OPERATIONS.....	\$2,792,269	\$6,551	.2
GENERAL PROPERTY AND RECORDS MANAGEMENT.....	\$3,742,225	\$14,218	.4
CENTRAL PERSONNEL MANAGEMENT	\$173,690	\$243	.1
OTHER GENERAL GOVERNMENT.....	\$668,314	\$380	.1

FEDERAL INFORMATION EXCHANGE SYSTEM NATIONAL AND STATE SUMMARIES - AGENCY FUNDS

(Dollar amounts in thousands)

	FY 1980 FUNDS		STATE %
	NATIONAL TOTAL	STATE AMOUNT	
PRESIDENTIAL COMMISSION ON WORLD HUNGER	\$798		
PRESIDENT'S COMMISSION ON PENSION POLICY	\$2,212		
PRESIDENT'S COMMISSION ON MEDICAL ETHICS	\$358		
RAILROAD RETIREMENT BOARD	\$4,993,902	\$589	***
SECURITIES AND EXCHANGE COMMISSION	\$68,515		
SELECT COMM. ON IMMIGRATION & REFUGEE POLICY	\$1,389		
SELECTIVE SERVICE SYSTEM	\$20,429		
SMALL BUSINESS ADMINISTRATION	\$1,940,603	\$4,606	.2
SMITHSONIAN INSTITUTION	\$113,122		
SPECIAL REPRESENTATIVE FOR TRADE NEGOTIATIONS	\$4,529		
UNITED STATES-JAPAN ECONOMIC RELATIONS GROUP	\$162		
UNITED STATES METRIC BOARD	\$1,777		
UNITED STATES TAX COURT	\$7,195		
TENNESSEE VALLEY AUTHORITY	\$4,806,969	\$2	***
THE WHITE HOUSE OFFICE	\$18,767		
U.S. SINAL SUPPORT MISSION	\$11,350		
U.S. SOLDIERS' AND AIRMEN'S HOME	\$16,259		
VETERANS ADMINISTRATION	\$22,106,822	\$37,107	.2
WATER RESOURCES COUNCIL	\$17,912	\$252	1.4
TOTALS	\$528,687,135	\$2,124,255	.4

** AMOUNT LESS THAN \$500.00

*** LESS THAN .05%

FEDERAL INFORMATION EXCHANGE SYSTEM

STATE SUMMARY - AGENCY OPERATIONS

(Dollar amounts in thousands)

	PROG CODE	CSA NO.	FY 1980 FUNDS		PROG CODE	CSA NO.	FY 1980 FUNDS				
ALASKA—Con.											
RESEARCH AND RELATED ACTIVITIES, ED.....			\$806	STATE HEALTH PLANNING & DEV. AGENCIES, HILA.....	12.271		\$433				
& E. DEPARTMENTAL MANAGEMENT, ED.....			\$6	STATE HEALTH CARE PROVIDER SURVEY CERT, HCFE.....	12.777		\$196				
ADDITIONAL SECURITY INCOME PROGRAM.....			\$125	WORK INCENTIVE PROGRAM, OS.....	12.846		\$363				
TOTAL - OTHER FEDERAL FUNDS.....			\$954	TOTAL - GRANT FUNDS.....			\$65,377				
AGENCY TOTAL - FEDERAL FUNDS.....			\$71,599	OTHER FEDERAL FUNDS							
INDIRECT FEDERAL SUPPORT *				HEALTH SERVICES, HSA.....			\$785				
HIGHER EDUCATION ACT INSURED LOANS.....	04 032		(\$91)	INDIAN HEALTH FACILITIES, HSA.....			\$8,338				
DEPARTMENT OF ENERGY											
GRANT FUNDS											
LOG & COMMUNITY SYS-CONSER & SOLAR APPLIC.....	7	01 057	\$45	INDIAN HEALTH SERVICES-HEALTH AGT & DEV, HSA.....	12.720		\$143				
DAL-ENERGY TECHNOLOGY.....	7	01 067	\$170	INDIAN HEALTH SERVICES, HSA.....			\$2,870				
EOTHERMAL/HYDR-THERMAL-RESOURCE APPLIC.....	7		\$110	LIMITATION ON SALARIES AND EXPENSES, SSA.....			\$620				
MULTI-PROGRAMS-CONSERV & SOLAR APPLICATION.....	7		\$71	MEDICARE-HOSPITAL INSURANCE, HCFE.....	12.773		\$12,180				
OLUCY ANALYSIS & SYS STUDIES-POLICY & EVA.....	7	01 044	\$5	MEDICARE-SUPP. MEDICAL INSURANCE, HCFE.....	12.774		\$4,909				
OLAR APPLICATIONS-CONSERV & SOLAR APPLIC.....	7		\$41	PREVENTIVE HEALTH SERVICES, CDC.....			\$482				
TATE & LOCAL-CONSERV & SOLAR APPLICATION.....	7	01 052	\$652	REFUGEE ASST-STATE ADMINISTERED PRGS, SSA.....	12.814		\$10				
TECHNICAL ASSESSMENT PROJECTS-ENERGY RES.....	7		\$5	SOCIAL SECURITY-DISABILITY INSURANCE, SSA.....	12.802		\$9,813				
TOTAL - GRANT FUNDS.....			\$1,099	SOCIAL SECURITY-RETIREMENT INSURANCE, SSA.....	12.803		\$36,465				
OTHER FEDERAL FUNDS											
ASIC ENERGY SCIENCES-ENERGY RESEARCH.....	7	01 049	\$114	SOCIAL SECURITY-SUPP W/O'S INSURANCE, SSA.....	12.801		\$22,430				
ENVIRONMENTAL RESEARCH AND DEV-ENVIRONMENT.....	7	01 030	\$256	SPECIAL BENEFITS-DE. COAL MINERS, SSA.....	12.806		\$77				
EOTHERMAL-ENERGY TECHNOLOGY.....	7		\$251	SS PAY STATES FOR DE. UN OF DISABIL, SSA.....	12.807		\$446				
EOTHERMAL/HYDROTHERMAL-RESOURCE APPLIC.....	7		\$6	SUPPLEMENTAL SECURITY INCOME, SSA.....			\$5,123				
MULTI-PROGRAMS-CONSERV & SOLAR APPLICATION.....	7		\$19	TOTAL - OTHER FEDERAL FUNDS.....			\$104,992				
ETROLEUM-ENERGY TECHNOLOGY.....	7		\$19	AGENCY TOTAL - FEDERAL FUNDS.....			\$170,369				
ONVEY MARKETNG-RESOURCE APPLICATIONS.....	7		\$2,437	DEPARTMENT OF HOUSING AND URBAN DEVELOPMENT							
OLAR TECHNOLOGY-ENERGY TECHNOLOGY.....	7		\$13	GRANT FUNDS							
TATE & LOCAL-CONSERV & SOLAR APPLICATION.....	7	01 052	\$179	COMM DEV BLOCK GRNTS-ENTITLEMENT, CPO.....	14.114		\$2,144				
TECHNICAL ASSESSMENT PROJECTS-ENERGY RES.....	7		\$58	COMM DEV BLOCK GRNTS-SMALL CITIES/DISC, CPO.....	14.119		\$3,713				
TOTAL - OTHER FEDERAL FUNDS.....			\$3,302	COMPREHENSIVE PLANNING ASSISTANCE, CPO.....	11	14.303	\$402				
AGENCY TOTAL - FEDERAL FUNDS.....			\$4,401	PUBLIC HOUSING ASSISTANCE PROGRAM, H.....		14.146	\$2,479				
DEPARTMENT OF HEALTH AND HUMAN SERVICES											
GRANT FUNDS											
ALCOHOL CLINICAL TRAINING PROGRAMS, ADAMHA.....		12 274	\$126	TOTAL - GRANT FUNDS.....			\$8,738				
ALCOHOL FORMULA GRANTS, ADAMHA.....		12 257	\$200	OTHER FEDERAL FUNDS							
ALCOHOLISM TREATMENT AND REHAB PRGS, ADAMHA.....		12 253	\$1,270	SECTION 8-LOWER INCOME HOUSING ASST PRO, H.....	14.156		\$1,198				
ASSISTANCE PAYMENTS-MAINTENANCE ASST., SSA.....	12	12 008	\$15,689	TOTAL - OTHER FEDERAL FUNDS.....			\$1,198				
ASSISTANCE PAYMENTS-STATE & LOCAL TRG, SSA.....	12	12 010	\$56	AGENCY TOTAL - FEDERAL FUNDS.....			\$9,936				
BIOMEDICAL RESEARCH SUPPORT, NIH.....		12 337	\$100	INDIRECT FEDERAL SUPPORT *							
CANCER CAUSE AND PREVENTION RESEARCH, NIH.....		12 393	\$107	MOBILE HOME LOAN INSURANCE, H.....	14.118		(\$2,396)				
CHILD ABUSE & NEGLECT PREV & TREATMENT, OS.....		12 628	\$57	MORTGAGE INSURANCE-HOMES, H.....	14.117		(\$10,126)				
CHILD DEVELOPMENT-HEAD START, OS.....		12 620	\$3,324	MORTGAGE INSURANCE-SERVICEMEN'S HOMES, H.....			(\$254)				
CHILD SUPPORT ENFORCEMENT, SSA.....		12 679	\$2,649	MTGE INS-GRADUATED PAYMENT MORTGAGE PRG, H.....	14.120		\$1,091				
CHILD WELFARE RESEARCH AND DEMO GRANTS, OS.....		12 608	\$60	MTGE INS-LOW/MODERATE INCOME FAM HOMES, H.....	14.121		(\$167)				
CHILD WELFARE SERVICES TRAINING GRANTS, OS.....		12 648	\$33	PROPERTY IMPROVEMENT LOAN INSURANCE, H.....	14.143		(\$2,392)				
CHILD WELFARE SERVICES, OS.....		12 647	\$140	DEPARTMENT OF THE INTERIOR							
CHILDHOOD IMMUNIZATION GRANTS, CDC.....		12 268	\$156	GRANT FUNDS							
COMM MENTAL HEALTH CRTS-COMP SVC SUPP, ADAMHA.....		12 293	\$726	ANADROMOUS FISH CONSERVATION, FWS.....	4	12 600	\$202				
COMMUNITY HEALTH CENTERS, HSA.....		12 294	\$563	ENDANGERED SPECIES CONSERVATION, FWS.....	6	12 617	\$20				
COMP PUBLIC HEALTH SVCS FORMULA GRANTS, HSA.....		12 210	\$246	FISH RESTORATION (D), FWS.....	6	12 608	\$1,455				
Crippled Childrens Services, HSA.....		12 211	\$384	HISTORIC PRESERVATION GRANTS-IN-AID, HORS.....	6	12 611	\$732				
DEV DISABILITIES-BASIC SUPPORT, OS.....		12 630	\$303	INDIAN EMPLOYMENT ASSISTANCE, BIA.....		12 700	\$5,959				
DIABETES, ENDOCRINOLOGY & METAB. RES., NIH.....		12 647	\$55	INDIAN HOUSING ASSISTANCE, IMA.....		12 741	\$2,751				
DRUG ABUSE CLINICAL TRAINING PRGS, ADAMHA.....		12 200	\$31	INDIAN LOANS-ECONOMIC DEVELOPMENT, BIA.....		12 724	\$500				
DRUG ABUSE COMMUNITY SERVICE PRGS., ADAMHA.....		12 223	\$191	MINERAL INSTITUTE PROGRAM DIRECTION, SMRE.....		12 251	\$136				
DRUG ABUSE EDUCATION PROGRAMS, ADAMHA.....		12 273	\$56	NATIONAL WILDLIFE REFUGE FUND.....			\$1				
DRUG ABUSE PREVENTION FORMULA GRNTS., ADAMHA.....		12 291	\$209	OUTDOOR RECREATION-ACQUIS, DEV & PLG, HORS.....		12 609	\$1,924				
EMERGENCY MEDICAL SERVICES, HSA.....		12 264	\$600	PAYMENT IN LIEU OF TAXES, BLM.....			\$3,034				
FAMILY PLANNING PROJECTS, HSA.....		12 217	\$279	PAYMENTS-STATES & CRT-SALE OF NAT RES, BLM.....	14		\$1,581				
GEOGRAPHIC MALDISTRIBUTION AND AHC, HRA.....			\$240	REG SURFACE MIN & SRF EFF UNDERGRD MM, SMRE.....		12 256	\$100				
HEALTH EDUCATION-RISK REDUCTION, CDC.....		12 981	\$309	WILDLIFE RESTORATION, FWS.....	6	12 611	\$3,322				
HEALTH MAINTENANCE ORGANIZATION DEV., ASH.....		12 256	\$56	YOUTH CONSERVATION CORPS, FS.....	14	12 663	\$2,977				
HEALTH PLANNING-HEALTH SYSTEMS AGOES, HCA.....		12 294	\$1,166	TOTAL - GRANT FUNDS.....			\$25,084				
HEALTH PROFESSIONS-START-UP ASST., HRA.....		12 617	\$21	OTHER FEDERAL FUNDS							
HEART AND VASCULAR DISEASES RESEARCH, NIH.....		12 672	\$85	ACQUISITION, CONSTRUCTION, & MAINTENANCE, BLM.....			\$1,471				
HYPERTENSION PROGRAM, HSA.....		12 682	\$24	ANIMAL DAMAGE CONTROL, FWS.....	7	12 601	\$8				
MATERNA & CHILD HEALTH SERVICES, HSA.....		12 297	\$757	CONSOLIDATED WORKING FUND, BIA.....			\$2,219				
MEDICAL ASSISTANCE PROGRAM, HCFE.....		12 714	\$22,400	CONSOLIDATED WORKING FUND, BUREAU OF MINES.....			\$48				
MEDICAL LIBRARY ASSISTANCE, NIH.....		12 679	\$4	CONSOLIDATED WORKING FUND, FWS.....			\$398				
MENTAL HEALTH TRAINING GRANTS, ADAMHA.....		12 244	\$223	CONSTRUCTION AND ANADROMOUS FISH.....			\$2,084				
NATIVE AMERICAN PROGRAMS, OS.....		12 612	\$1,089	CONSTRUCTION AND REHABILITATION, WPRS.....	14		\$220				
NURSE TRNG. IMPROVEMENT-SPECIAL PROJ., HRA.....		12 259	\$259	CONSTRUCTION, BUREAU OF INDIAN AFFAIRS.....			\$13,640				
NURSING SCHOLARSHIPS, HRA.....		12 262	\$12	CONSTRUCTION, NATIONAL PARK SERVICE.....	16		\$783				
NURSING STUDENT LOANS, HRA.....		12 264	\$22	CONTRIBUTED FUNDS, FWS.....	7		\$				
PHYS-VENEREAL DISEASE CONTROL GRANTS, CDC.....		12 077	\$180	DEPARTMENTAL MANAGEMENT, O/S, INTERIOR.....			\$1,007				
PROFESSIONAL STANDARDS REVIEW ORGS., HCFE.....		12 776	\$290	DEVELOPMENT AND OPER-RECREATION FAC, FWS.....	7		\$7				
PROG FOR AGING-NUTRITION SERVICES, OS.....		12 628	\$1,587	ENVIRONMENTAL CONTAMINANT EVALUATION, FWS.....	7	12 608	\$100				
PROG FOR AGING-STATE & COMMUNITY PRGS, OS.....		12 623	\$1,578	EXPL OF NAT'L PETRO RESERVE IN ALASKA, GS.....	9		\$159,827				
PROG FOR AGING-TRAINING, OS.....		12 627	\$20	FEDERAL AID IN WILDLIFE RESTORATION.....	7		\$5				
RUNAWAY YOUTH, OS.....		12 613	\$48	FISH RESTORATION (D), FWS.....	7	12 605	\$38				
LOCAL SVCS LOW INCOME AND PUB ASST RECP, OS.....		12 642	\$6,142	FISHERY RESEARCH INFORMATION, FWS.....	7	12 606	\$103				
SOCIAL & NUTRITION SVCS-OLDER INDIANS, OS.....		12 616	\$135	FOREST MANAGE, PROTECTION, AND UTILIZATION.....	8		\$118				
SPEC ALCOHOLISM PROJ-SMPL UNIF ACT, ADAMHA.....		12 290	\$181	GENERAL INVESTIGATIONS, WPRS.....	16		\$21				
				GEOL. MIN & WTR RES INVEST & TOPO MAP, GS.....	9		\$4,208				
				INDIAN SOCIAL SERVICES-CHILD WELFARE, BIA.....		12 740	\$219				
				INDIAN SOCIAL SERVICES-GENERAL ASST., BIA.....		12 743	\$12,757				
				LAND AND WATER CONSERVATION FUND, HORS.....	16		\$36				
				LIQUIDATION-HOOKAH HOUSING PRJ REV FD, BIA.....			\$20				

FEDERAL INFORMATION EXCHANGE SYSTEM

STATE SUMMARY - AGENCY OPERATIONS

(Dollar amounts in thousands)

	PROLATION CODE	CFDA NO.	FY 1980 FUNDS		PROLATION CODE	CFDA NO.	FY 1980 FUNDS
ALASKA—Con.							
MANAGEMENT OF LANDS AND RESOURCES	6		\$35,332	OTHER FEDERAL FUNDS			
MIGRATORY BIRD CONSERVATION ACCOUNT	7		\$472	ACQUISITION, CONSTRUCTION & IMPROVE., CG.....			\$3,014
MINES AND MINERALS			\$1,706	ALASKA RAILROAD REVOLVING FUND, FRA			\$47,455
NATIONAL WILDLIFE REFUGE FUND	7		\$37	COAST GUARD SUPPLY FUND			\$494
OPERATION AND MAINTENANCE, APA	7		\$21	FACILITIES AND EQUIPMENT, A/A TRUST FUND			\$5,740
OPERATION OF INDIAN PROGRAMS, BIA			\$47,415	HIGHWAY PLANNING AND CONSTRUCTION, FHWA	20 705		\$500
OPERATION OF THE NATIONAL PARK SYSTEM	10		\$6,039	OPERATING EXPENSES, CG			\$46,505
PLANNING, DEV. & OPER. OF REC. FAC., NPS	10		\$992	OPERATIONS AND RESEARCH, NHTSA			\$11
RECREATION DEV & OPER-RECREATION FAC, BLM	8		\$1	OPERATIONS, FAA			\$58,223
RESOURCE MANAGEMENT, FWS	7		\$9,282	POLLUTION FUND, CG			\$3,082
ROAD CONSTRUCTION, BIA			\$2,734	RAILROAD RESEARCH AND DEVELOPMENT, FRA			\$135
ROAD CONSTRUCTION, NATIONAL PARK SERVICE	10		\$1	RESEARCH, ENGINEERING & DEV-A/A TRUST FUND			\$7
S & E, OFFICE OF THE SOLICITOR, INTERIOR			\$453	RETIRED PAY, CG			\$7,524
SPORT FISH TECHNICAL ASSISTANCE, FWS	7	13 608	\$11	TOTAL - OTHER FEDERAL FUNDS			\$187,190
SVC CHARGES, DEPOSITS AND FORFEITURES, BLM	8		\$1,443	AGENCY TOTAL - FEDERAL FUNDS			\$324,278
WILDLIFE RESEARCH INFORMATION, FWS	7	13 610	\$290	DEPARTMENT OF THE TREASURY			
WILDLIFE RESTORATION, FWS	7	13 611	\$88	GRANT FUNDS			
WILDLIFE TECHNICAL ASSISTANCE, FWS	7	13 609	\$11	FISCAL ASSISTANCE TO STATE GOVERNMENT, ORS	11 300		\$7,682
WORKING CAPITAL FUND, BLM	8		\$10,876	STATE AND LOCAL GOV FISCAL ASST TRUST FUND			\$14,807
WORKING CAPITAL FUND, O/S, INTERIOR			\$216	TOTAL - GRANT FUNDS			\$22,489
YOUTH CONSERVATION CORPS, FS	10		\$321,753	OTHER FEDERAL FUNDS			
TOTAL - OTHER FEDERAL FUNDS			\$346,637	ADMINISTERING THE PUBLIC DEBT	10		\$77
AGENCY TOTAL - FEDERAL FUNDS			(\$1,327)	CLAIMS, JUDGMENTS, AND RELIEF ACTS			\$290
INDIRECT FEDERAL SUPPORT *				EXAMINATIONS AND APPEALS, IRS	19		\$3,420
INDIAN LEASE GUARANTY & INSURANCE FUND, BIA			(\$1,327)	INVESTIGATIONS AND COLLECTIONS, IRS	19		\$2,200
DEPARTMENT OF JUSTICE				REFUNDING INTERNAL REVENUE COLLECTIONS-INT	19		\$1,823
GRANT FUNDS				S & E, (CENTRAL FISCAL OPERATIONS), BGFO			\$128
ANTI-TRUST ENFORCEMENT GRANTS, OMF	7	16 700	\$85	S & E, BUREAU ALCOHOL, TOBACCO & FIREARMS	16		\$186
CRIMINAL JUSTICE STATISTICS DEVELOP, BJS		16 530	\$122	S & E, UNITED STATES CUSTOMS SERVICE			\$1,989
CRIMINAL JUSTICE-PART D FORMULA GRTS, LEAA		16 530	\$639	S & E, UNITED STATES SECRET SERVICE	13		\$87
DOM-ALLOCATION TO STATES, LEAA		16 540	\$225	TAXPAYER SERVICE AND RETURNS PROCESSING	19		\$726
PART E-NATIONAL PRIORITY PRG GRANTS, LEAA		16 532	\$84	TOTAL - OTHER FEDERAL FUNDS			\$10,924
PART F-DISCRETIONARY GRANTS, LEAA		16 531	\$437	AGENCY TOTAL - FEDERAL FUNDS			\$33,414
TOTAL - GRANT FUNDS			\$1,592	INDIRECT FEDERAL SUPPORT *			
OTHER FEDERAL FUNDS				INTEREST ON THE PUBLIC DEBT	10		(\$34,870)
FEES AND EXPENSES OF WITNESSES	7		\$73	ACTION			
S & E, DRUG ENFORCEMENT ADMINISTRATION	19		\$249	GRANT FUNDS			
S & E, IMMIGRATION AND NATURALIZATION SVC	19		\$1,159	FOSTER GRANDPARENTS PROGRAM	71 001		\$183
S & E, UNITED STATES ATTORNEYS & MARSHALS	7		\$1,187	RETIRED SENIOR VOLUNTEER PROGRAM	71 007		\$71
SUPPORT OF UNITED STATES PRISONERS	7		\$138	SENIOR COMPANION PROGRAM	71 008		\$50
TOTAL - OTHER FEDERAL FUNDS			\$2,806	SPECIAL VOLUNTEER PROGRAMS	71 019		\$47
AGENCY TOTAL - FEDERAL FUNDS			\$4,398	VOLUNTEERS IN SERVICE TO AMERICA	71 002		\$452
DEPARTMENT OF LABOR				TOTAL - GRANT FUNDS			\$803
GRANT FUNDS				OTHER FEDERAL FUNDS			
COMPREHENSIVE EMPL. & TRNG. PROGRAMS, ETA	8	17 232	\$29,488	OPERATING EXPENSES, DOMESTIC PROGRAMS			\$105
EMPLOYMENT SERVICES (CETA-UM), ETA		17 207	\$6,856	OPERATING EXPENSES, INTERNATIONAL PROGRAMS			\$15
FEDERAL FOOD STAMP PROGRAM, ETA		10 541	\$683	TOTAL - OTHER FEDERAL FUNDS			\$121
INDIAN EMPLOYMENT & TRAINING PROGRAM, ETA	8	17 234	\$12,077	AGENCY TOTAL - FEDERAL FUNDS			\$924
JOB CORPS, ETA	8	17 211	\$255	AGENCY FOR INTERNATIONAL DEVELOPMENT			
OPERATIONAL GRANTS, OSHA		17 206	\$1,022	OTHER FEDERAL FUNDS			
SENIOR COMMUNITY SVC EMPLOYMENT PROG, ETA	8	17 235	\$1,115	FUNCTIONAL DEVELOPMENT ASSISTANCE PROGRAM	22		\$9,510
SPECIAL PRGS/ACTIVITIES-DISADVANTAGED, ETA	8	17 243	\$209	TOTAL - OTHER FEDERAL FUNDS			\$9,510
STATISTICAL OPERATIONAL GRANTS, OSHA		17 200	\$61	AGENCY TOTAL - FEDERAL FUNDS			\$9,510
SUMMER YOUTH EMPLOYMENT PROGRAMS, ETA	8	17 233	\$2,628	CIVIL AERONAUTICS BOARD			
UNEMPLOYMENT INSURANCE, ETA		17 223	\$10,816	OTHER FEDERAL FUNDS			
VOCATIONAL ED-STATE PLNG & EVALUATE, ETA	8	14 121	\$36	PAYMENTS TO AIR CARRIERS, CAB			\$413
WORK INCENTIVES PROGRAM, ETA	8	13 644	\$749	S & E, CIVIL AERONAUTICS BOARD			\$75
YOUTH COMMUNITY CONSERVATION & IMPROV, ETA	8	17 232	\$895	TOTAL - OTHER FEDERAL FUNDS			\$488
YOUTH EMPLOYMENT & TRAINING PROGRAMS, ETA	8	17 232	\$2,085	AGENCY TOTAL - FEDERAL FUNDS			\$488
TOTAL - GRANT FUNDS			\$49,974	COMMUNITY SERVICES ADMINISTRATION			
OTHER FEDERAL FUNDS				GRANT FUNDS			
COAL MINE WORKERS' COMP (BLACK LUNG), ESA	9	17 207	\$99	COMMUNITY ACTION	09 007		\$976
FED UNEMPLOYMENT BENEFITS & ALLOWANCES, ETA		17 223	\$6,357	COMMUNITY FOOD AND NUTRITION	01 025		\$180
FEDERAL EMPLOYEES' COMPENSATION, ESA	9		\$3,794	EMERGENCY ENERGY CONSERVATION SERVICES	09 010		\$1,181
S & E, OCCUPATIONAL SAFETY & HEALTH ADMIN.			\$261	OLDER PERSONS OPPORTUNITIES AND SERVICES	09 016		\$61
SPECIAL UNEMPLOYMENT ASSISTANCE, ETA		17 233	\$1,785	STATE ECONOMIC OPPORTUNITY OFFICES	09 013		\$134
TRADE ADJUSTMENT ASSISTANCE, ETA		17 200	\$8	SUMMER YOUTH RECREATION	09 015		\$13
TOTAL - OTHER FEDERAL FUNDS			\$12,304	TOTAL - GRANT FUNDS			\$2,544
AGENCY TOTAL - FEDERAL FUNDS			\$82,278	OTHER FEDERAL FUNDS			
DEPARTMENT OF TRANSPORTATION				RURAL DEVELOPMENT LOAN FUND	09 017		\$1,000
GRANT FUNDS				TOTAL - OTHER FEDERAL FUNDS			\$1,000
ABATEMENT, CONTROL, AND COMPLIANCE, EPA			\$50	AGENCY TOTAL - FEDERAL FUNDS			\$3,544
AIRPORT DEVELOPMENT AID PROGRAM, FAA	70 101		\$6,427	ENVIRONMENTAL PROTECTION AGENCY			
AIRPORT PLANNING GRANT PROGRAM, FAA	70 103		\$17,181	GRANT FUNDS			
CAPITAL IMPROVEMENT GRANTS, UMTA	70 508		\$2,867	ABATEMENT, CONTROL, AND COMPLIANCE, EPA			\$13
FORMULA GRANTS PROGRAM, UMTA	70 507		\$634	AIR POLLUTION CONTROL PROGRAM GRANTS, AAR	66 001		\$137
HIGHWAY PLANNING AND CONSTRUCTION, FHWA	20 705		\$108,635	AIR POLLUTION CONTROL RESEARCH GRANTS, RD	66 101		\$40
HIGHWAY RELATED SAFETY GRANTS, FHWA			\$139	TOTAL - GRANT FUNDS			\$177
HIGHWAY STUDIES, FHWA	70 705		\$5	OTHER FEDERAL FUNDS			
RAIL SERVICE ASSISTANCE, FRA			\$100	TOTAL - OTHER FEDERAL FUNDS			\$177
STATE AND COMMUNITY HIGHWAY SAFETY, NHTSA	70 510		\$965	AGENCY TOTAL - FEDERAL FUNDS			\$177
TECHNICAL STUDIES PROGRAM, UMTA	70 501		\$87	INDIRECT FEDERAL SUPPORT *			
TOTAL - GRANT FUNDS			\$137,089				

FEDERAL INFORMATION EXCHANGE SYSTEM

STATE SUMMARY - AGENCY OPERATIONS

(Dollar amounts in thousands)

	PROLATION CODE	CDA NO.	FY 1980 FUNDS	PROLATION CODE	CDA NO.	FY 1980 FUNDS
ALASKA—Con.						
AREAWIDE WASTE TREAT MGT PLAN GRANTS, WWM.....	44	418	\$525			
CONSOLIDATED GRANTS-PROGRAM SUPPORT, OPM.....	44	400	\$1,134			
CONSOLIDATED RESEARCH GRANTS, RD.....	44	100	\$148			
CONST GRIS FOR WASTEWATER TREAT WORKS, WWM.....	44	418	\$14,835			
CONSTRUCTION MANAGEMENT ASST. GRANTS, WWM.....	44	434	\$279			
PUBLIC WATER SYSTEM SUPV-STATE PRG GT, WWM.....	44	418	\$635			
TOXIC SUBSTANCE RESEARCH GRANTS, RD.....	44	107	\$160			
WATER POLL CON-STATE & LOCAL MAINT DEV, WWM.....	44	190	\$10			
WATER POLLUTION CON RES. DEV, DEMO GIS, RD.....	44	301	\$117			
TOTAL - GRANT FUNDS.....			\$17,832			
AGENCY TOTAL - FEDERAL FUNDS.....			\$17,832			
EQUAL EMPLOYMENT OPPORTUNITY COMMISSION						
GRANT FUNDS						
FAIR EMPLOYMENT PRACTICES GRANTS.....	4	30 001	\$63			
TOTAL - GRANT FUNDS.....			\$63			
AGENCY TOTAL - FEDERAL FUNDS.....			\$63			
FEDERAL COMMUNICATIONS COMMISSION						
OTHER FEDERAL FUNDS						
PERSONAL SERVICES.....			\$329			
TOTAL - OTHER FEDERAL FUNDS.....			\$329			
AGENCY TOTAL - FEDERAL FUNDS.....			\$329			
GENERAL SERVICES ADMINISTRATION						
GRANT FUNDS						
NATL HISTORIC PUBLICATIONS & RECORDS GRIS.....	29	004	\$6			
TOTAL - GRANT FUNDS.....			\$6			
OTHER FEDERAL FUNDS						
FEDERAL BUILDINGS FUND.....			\$6,577			
FEDERAL TELECOMMUNICATIONS FUND.....			\$4,391			
GENERAL SUPPLY FUND, PERSONAL PROPERTY ACT.....			\$2,310			
OPER EXP, FEDERAL PROPERTY RESOURCES ACT.....			\$133			
OPERATING EXPENSES, FEDERAL SUPPLY SERVICE.....			\$258			
WORKING CAPITAL FUND, GEN ACTIVITIES, GSA.....			\$544			
TOTAL - OTHER FEDERAL FUNDS.....			\$14,212			
AGENCY TOTAL - FEDERAL FUNDS.....			\$14,218			
INDIRECT FEDERAL SUPPORT *						
DONATION OF FEDERAL SURPLUS PERSONAL PROP.....	29	003	(**)			
NATIONAL AERONAUTICS AND SPACE ADMINISTRATION						
OTHER FEDERAL FUNDS						
RESEARCH & DEV-SPACE SCIENCE, APPL & TECH.....			\$832			
RESEARCH & DEV-SUPPORTING SPACE ACTIVITIES.....			\$660			
TOTAL - OTHER FEDERAL FUNDS.....			\$1,492			
AGENCY TOTAL - FEDERAL FUNDS.....			\$1,492			
NATIONAL ENDOWMENT FOR THE ARTS						
GRANT FUNDS						
ARCHITECTURE, PLANNING AND DESIGN.....	43	001	\$10			
ARTIST IN SCHOOLS.....	43	002	\$109			
CHALLENGE GRANTS PROGRAMS.....	43	017	\$45			
DANCE PROGRAMS.....	43	003	\$31			
AMJON ARTS PROGRAMS.....	43	010	\$15			
CHILD ARTS PROGRAMS.....	43	015	\$50			
LITERATURE PROGRAMS.....	43	004	\$10			
MUSIC PROGRAMS.....	43	005	\$31			
OPERA AND MUSICAL THEATRE PROGRAMS.....	43	016	\$5			
STATE PROGRAMS.....	43	007	\$667			
THEATRE PROGRAMS.....	43	008	\$102			
VISUAL ARTS PROGRAMS.....	43	009	\$37			
TOTAL - GRANT FUNDS.....			\$1,112			
AGENCY TOTAL - FEDERAL FUNDS.....			\$1,112			
INDIRECT FEDERAL SUPPORT *						
CHALLENGE GRANTS PROGRAMS.....	43	013	(\$45)			
MUSIC PROGRAMS.....	43	005	(\$10)			
THEATRE PROGRAMS.....	43	108	(\$30)			
NATIONAL ENDOWMENT FOR THE HUMANITIES						
GRANT FUNDS						
DIVISION OF STATE PROGRAMS.....	43	129	\$765			
EDUCATION DEVELOPMENT.....	43	129	\$70			
RESEARCH MATERIALS/TRANSLATIONS.....	43	141	\$30			
YOUTH GRANTS.....	43	113	\$3			
TOTAL - GRANT FUNDS.....			\$868			
AGENCY TOTAL - FEDERAL FUNDS.....			\$868			
NATIONAL SCIENCE FOUNDATION						
GRANT FUNDS						
ASTRO, ATMOS, EARTH AND OCEAN SCIENCES.....	47	090	\$4,858			
BIOLOGICAL, BEHAVIORAL, & SOCIAL SCIENCES.....	47	091	\$309			
MATHEMATICAL & PHYSICAL SCIENCE & ENGINEER.....						
SCIENCE AND SOCIETY PROGRAM.....	47	044	\$43			
SCIENCE ED RES & DEV & RESOURCES IMPROVE.....	47	048	\$57			
SCIENTIFIC PERSONNEL IMPROVEMENT.....	47	048	\$25			
SCIENTIFIC, TECHNOLOGICAL, & INTEL. AFFAIRS.....	47	009	\$76			
SCIENTIFIC, TECHNOLOGICAL, & INTEL. AFFAIRS.....	47	013	\$1			
TOTAL - GRANT FUNDS.....			\$5,349			
AGENCY TOTAL - FEDERAL FUNDS.....			\$5,349			
OFFICE OF PERSONNEL MANAGEMENT						
GRANT FUNDS						
INTERGOVERNMENTAL PERSONNEL ASSISTANCE.....		27 011	\$90			
TOTAL - GRANT FUNDS.....			\$90			
OTHER FEDERAL FUNDS						
CIVIL SERVICE RETIREMENT & DISABILITY FUND.....			\$32,944			
REVOLVING FUND, OPM.....			\$11			
S & E, OFFICE OF PERSONNEL MANAGEMENT.....			\$232			
TOTAL - OTHER FEDERAL FUNDS.....			\$33,186			
AGENCY TOTAL - FEDERAL FUNDS.....			\$33,276			
POSTAL SERVICE						
OTHER FEDERAL FUNDS						
POSTAL SERVICE FUND.....		18	\$55,100			
TOTAL - OTHER FEDERAL FUNDS.....			\$55,100			
AGENCY TOTAL - FEDERAL FUNDS.....			\$55,100			
RAILROAD RETIREMENT BOARD						
OTHER FEDERAL FUNDS						
RAILROAD RETIREMENT ACCOUNT.....	31	1 001	\$517			
RAILROAD UNEMPLOYMENT INSURANCE ACCOUNT.....	31	37 001	\$72			
TOTAL - OTHER FEDERAL FUNDS.....			\$589			
AGENCY TOTAL - FEDERAL FUNDS.....			\$589			
SMALL BUSINESS ADMINISTRATION						
OTHER FEDERAL FUNDS						
DISPLACED BUSINESS LOANS.....	39	001	\$80			
ECONOMIC DISLOCATION LOANS.....	39	027	\$100			
ECONOMIC INJURY DISASTER LOANS.....	39	007	\$12			
ECONOMIC OPPORTUNITY LOANS.....	39	003	\$84			
PHYSICAL DISASTER LOANS.....	39	008	\$2,581			
S & E, SMALL BUSINESS ADMINISTRATION.....			\$1,091			
SMALL BUSINESS LOANS.....	39	012	\$658			
TOTAL - OTHER FEDERAL FUNDS.....			\$4,606			
AGENCY TOTAL - FEDERAL FUNDS.....			\$4,606			
INDIRECT FEDERAL SUPPORT *						
ECONOMIC OPPORTUNITY LOANS.....	39	003	(\$27)			
SMALL BUSINESS LOANS.....	39	012	(\$17,803)			
VETERANS ADMINISTRATION						
OTHER FEDERAL FUNDS						
AUTOS & SPECIAL EQUIPMENT, DISABLED VETS.....	18	64 100	\$3			
COMMUNITY NURSING HOME CARE.....	18	64 007	\$227			
COMPENSATION TO DEPENDENTS, VETS S/C DEATH.....	18	64 107	\$45			
DEPENDENTS WIDOWHOO COMPENSATION (DIC).....	18	64 110	\$107			
GENERAL OPERATING EXPENSES.....			\$1,369			
MEDICAL ADMIN. & MISC. OPERATING EXPENSES.....			\$3			
SONS, DAUGHTERS, WIVES & WIDOWS EDUCATION.....	18	64 117	\$152			
VETERANS DEATH PENSION.....	18	64 105	\$731			
VETERANS DIRECT LOANS.....	18	64 113	\$4			
VETERANS DISABILITY COMPENSATION.....	18	64 109	\$6,296			
VETERANS DISABILITY PENSION.....	18	64 104	\$811			
VETERANS HOSPITALIZATION.....	18	64 009	\$20,777			
VETERANS INSURANCE AND INDEMNITIES.....	18	64 103	\$1,536			
VETERANS READJUSTMENT TRAINING.....	18	64 111	\$4,017			
VETS BURIAL AWARDS & OTHER MISC BEHEF PMT.....	18	64 101	\$159			
VOCATIONAL REHAB. TRNG. FOR DISABLED VETS.....	18	64 115	\$64			
TOTAL - OTHER FEDERAL FUNDS.....			\$37,107			
AGENCY TOTAL - FEDERAL FUNDS.....			\$37,107			
INDIRECT FEDERAL SUPPORT *						
MOBILE HOME LOANS.....	64	110	(\$97)			
VETERANS GUARANTEED AND INSURED LOANS.....	64	116	(\$72,791)			
WATER RESOURCES COUNCIL						
GRANT FUNDS						
WATER RESOURCES PLANNING.....		43 001	\$252			
TOTAL - GRANT FUNDS.....			\$252			
AGENCY TOTAL - FEDERAL FUNDS.....			\$252			
FEDERAL MEDIATION AND CONCILIATION SERVICE						
			\$74			
TENNESSEE VALLEY AUTHORITY						
			\$3			

FEDERAL INFORMATION EXCHANGE SYSTEM STATE SUMMARY - AGENCY OPERATIONS

[Dollar amounts in thousands]

FEDERATION CODE	CFDA NO.	FY 1980 FUNDS
--------------------	-------------	------------------

FEDERATION CODE	CFDA NO.	FY 1980 FUNDS
--------------------	-------------	------------------

ALASKA—Con.

STATE TOTAL - GRANT FUNDS	\$473,874
STATE TOTAL - OTHER FEDERAL FUNDS	\$1,650,381
STATE TOTAL - FEDERAL FUNDS	\$2,124,255

* THESE FIGURES REPRESENT FUNDS THAT DO NOT DIRECTLY IMPACT GEOGRAPHIC AREAS AND ARE NOT INCLUDED IN ANY TOTALS

** AMOUNT LESS THAN \$500.00

FEDERAL INFORMATION EXCHANGE SYSTEM

COUNTY SUMMARIES - AGENCY OPERATIONS

(Dollar amounts in thousands)

ALASKA

COUNTY-ALEUTIAN ISLANDS

DEPARTMENT OF AGRICULTURE

	PROLATION CODE	CFOA NO.	FY 1980 FUNDS
GRANT FUNDS			
FOOD STAMP BONUS COUPONS, FNS	1	10 331	\$237
NATIONAL SCHOOL LUNCH PROGRAM-CASH, FNS	10	10 333	\$21
SPECIAL MILK PROGRAM FOR CHILDREN, FNS	10	10 334	\$1
TOTAL - GRANT FUNDS			\$259
AGENCY TOTAL - FEDERAL FUNDS			\$259

INDIRECT FEDERAL SUPPORT *			
DONATION OF COMM. TO SCHOOL LUNCH, FNS	10	10 330	(**)
FOOD DISTRIBUTION TO SCHOOLS, FNS	10	10 330	(\$5)

DEPARTMENT OF COMMERCE

	PROLATION CODE	CFOA NO.	FY 1980 FUNDS
OTHER FEDERAL FUNDS			
CENSUS SPECIAL TABULATIONS AND SERVICES		11 000	**
CONSOLIDATED WORKING FUND, CENSUS			\$1
CONSOLIDATED WORKING FUND, NOAA	7		\$368
CURRENT STATISTICAL PROGRAMS, CENSUS			\$1
OPERATIONS, RESEARCH, AND FACILITIES, NOAA	7		\$4,299
PERIODIC CENSUSES			\$4
WEATHER & RIVER FORECASTS & WARNINGS, NWS	7		\$117
TOTAL - OTHER FEDERAL FUNDS			\$4,791
AGENCY TOTAL - FEDERAL FUNDS			\$4,791

DEPARTMENT OF DEFENSE

	PROLATION CODE	CFOA NO.	FY 1980 FUNDS
OTHER FEDERAL FUNDS			
CIVILIAN PAY	13		\$5,787
MILITARY ACTIVE DUTY PAY	13		\$25,495
MILITARY PRIME CONSTRUCTION CONTRACTS	8		\$18,514
MILITARY PRIME SERVICE CONTRACTS	8		\$27,158
MILITARY PRIME SUPPLY CONTRACTS	8		\$12,646
MILITARY RETIRED PAY	13		\$18
TOTAL - OTHER FEDERAL FUNDS			\$89,618
AGENCY TOTAL - FEDERAL FUNDS			\$89,618

DEPARTMENT OF EDUCATION

	PROLATION CODE	CFOA NO.	FY 1980 FUNDS
GRANT FUNDS			
EDUC DEPRIVED CHILDREN-LEA'S	04 010		\$59
INDIAN ED-GRANTS TO LOCAL EDUCATIONAL AGCY	04 040		\$80
SASA-MAINTENANCE AND OPERATION	04 041		\$2,255
TOTAL - GRANT FUNDS			\$2,395
AGENCY TOTAL - FEDERAL FUNDS			\$2,395

DEPARTMENT OF ENERGY

	PROLATION CODE	CFOA NO.	FY 1980 FUNDS
GRANT FUNDS			
MULTI-PROGRAMS-CONSERV & SOLAR APPLICATION	7		\$12
TOTAL - GRANT FUNDS			\$12
AGENCY TOTAL - FEDERAL FUNDS			\$12

DEPARTMENT OF HEALTH AND HUMAN SERVICES

	PROLATION CODE	CFOA NO.	FY 1980 FUNDS
OTHER FEDERAL FUNDS			
HEALTH SERVICES, HSA			\$6
MEDICARE-HOSPITAL INSURANCE, HCFA	13 773		\$120
MEDICARE-SUPP. MEDICAL INSURANCE, HCFA	13 774		\$63
SOCIAL SECURITY-DISABILITY INSURANCE, SSA	13 807		\$110
SOCIAL SECURITY-RETIREMENT B. PLAN, SSA	13 803		\$219
SOCIAL SECURITY-SURVIVORS INSURANCE, SSA	13 803		\$154
SUPPLEMENTAL SECURITY INCOME, SSA	13 807		\$41
TOTAL - OTHER FEDERAL FUNDS			\$713
AGENCY TOTAL - FEDERAL FUNDS			\$713

DEPARTMENT OF HOUSING AND URBAN DEVELOPMENT

INDIRECT FEDERAL SUPPORT *			
PROPERTY IMPROV. LOAN INSURANCE, H	16 142		(\$18)

DEPARTMENT OF THE INTERIOR

	PROLATION CODE	CFOA NO.	FY 1980 FUNDS
GRANT FUNDS			
NATIONAL WILDLIFE REFUGE FUND			**
TOTAL - GRANT FUNDS			**
OTHER FEDERAL FUNDS			
CONSTRUCTION AND MAINTENANCE OF FISH	7		\$44
GEOL. MIN & WTR RES INVEST & FOPO MAP, GS	9		\$37
RESOURCE MANAGEMENT, FWS	7		\$604
ROAD CONSTRUCTION, BIA			\$67
WILDLIFE TECHNICAL ASSISTANCE, FWS	7	15 409	**
WORKING CAPITAL FUND, O/S, INTERIOR			\$12
TOTAL - OTHER FEDERAL FUNDS			\$764
AGENCY TOTAL - FEDERAL FUNDS			\$764

DEPARTMENT OF LABOR

OTHER FEDERAL FUNDS			
FED UNEMPLOYMENT BENEFITS & ALLOWANCES, ETA	17 771		\$170

SPECIAL UNEMPLOYMENT ASSISTANCE, ETA	17 771		\$48
TRADE ADJUSTMENT ASSISTANCE, ETA	17 800		**
TOTAL - OTHER FEDERAL FUNDS			\$217
AGENCY TOTAL - FEDERAL FUNDS			\$217

DEPARTMENT OF TRANSPORTATION

	PROLATION CODE	CFOA NO.	FY 1980 FUNDS
GRANT FUNDS			
AIRPORT DEVELOPMENT AID PROGRAM, FAA	70 102		\$575
HIGHWAY PLANNING AND CONSTRUCTION, FHWA	20 300		\$6,762
TOTAL - GRANT FUNDS			\$7,337

OTHER FEDERAL FUNDS			
COAST GUARD SUPPLY FUND			**
FACILITIES AND EQUIPMENT, A/A TRUST FUND			\$621
OPERATING EXPENSES, CG			\$1,260
OPERATIONS, FAA			\$807
POLLUTION FUND, CG			**
RETIRED PAY, CG			\$1,748
TOTAL - OTHER FEDERAL FUNDS			\$4,437
AGENCY TOTAL - FEDERAL FUNDS			\$11,773

DEPARTMENT OF THE TREASURY

	PROLATION CODE	CFOA NO.	FY 1980 FUNDS
GRANT FUNDS			
STATE AND LOCAL GOV FISCAL ASST TRUST FUND			\$78
TOTAL - GRANT FUNDS			\$78
AGENCY TOTAL - FEDERAL FUNDS			\$78

INDIRECT FEDERAL SUPPORT *			
INTEREST ON THE PUBLIC DEBT	10		(\$935)

GENERAL SERVICES ADMINISTRATION

	PROLATION CODE	CFOA NO.	FY 1980 FUNDS
OTHER FEDERAL FUNDS			
FEDERAL BUILDINGS FUND			\$12
TOTAL - OTHER FEDERAL FUNDS			\$12
AGENCY TOTAL - FEDERAL FUNDS			\$12

OFFICE OF PERSONNEL MANAGEMENT

	PROLATION CODE	CFOA NO.	FY 1980 FUNDS
OTHER FEDERAL FUNDS			
CIVIL SERVICE RETIREMENT & DISABILITY FUND	4		\$659
TOTAL - OTHER FEDERAL FUNDS			\$659
AGENCY TOTAL - FEDERAL FUNDS			\$659

POSTAL SERVICE

	PROLATION CODE	CFOA NO.	FY 1980 FUNDS
OTHER FEDERAL FUNDS			
POSTAL SERVICE FUND	18		\$1,222
TOTAL - OTHER FEDERAL FUNDS			\$1,222
AGENCY TOTAL - FEDERAL FUNDS			\$1,222

SMALL BUSINESS ADMINISTRATION

INDIRECT FEDERAL SUPPORT *			
SMALL BUSINESS LOANS	59 013		(\$164)

VETERANS ADMINISTRATION

	PROLATION CODE	CFOA NO.	FY 1980 FUNDS
OTHER FEDERAL FUNDS			
AUTOS & SPECIAL EQUIPMENT, DISABLED VETS	12	04 100	**
COMPENSATION TO DEPENDENTS, VETS S/C DEATH	12	04 102	\$1
DEPENDENTS INDEMNITY COMPENSATION (DIC)	12	04 110	\$11
SONS, DAUGHTERS, WIVES & WIDOWS EDUCATION	12	04 117	\$2
VETERANS DEATH PENSION	12	04 105	\$9
VETERANS DISABILITY COMPENSATION	12	04 104	\$74
VETERANS DISABILITY PENSION	12	04 104	\$10
VETERANS INSURANCE AND INDEMNITIES	12	04 102	\$18
VETERANS READJUSTMENT TRAINING	12	04 111	\$48
VETS BURIAL AWARDS & OTHER MUSC BENEF PMT	12	04 101	\$2
VOCATIONAL REHAB. TRNG. FOR DISABLED VETS	12	04 116	\$1
TOTAL - OTHER FEDERAL FUNDS			\$174
AGENCY TOTAL - FEDERAL FUNDS			\$174
COUNTY TOTAL - GRANT FUNDS			\$10,090
COUNTY TOTAL - OTHER FEDERAL FUNDS			\$102,407
COUNTY TOTAL - FEDERAL FUNDS			\$112,497

COUNTY-ANCHORAGE

DEPARTMENT OF AGRICULTURE

	PROLATION CODE	CFOA NO.	FY 1980 FUNDS
GRANT FUNDS			
AGRICULTURAL CONSERVATION PROGRAM, ASCS	10 003		\$80
CHILD CARE FOOD PROGRAM, FNS	10	10 530	\$486
EQUIP ASST PROG-SCHOOL FOOD SVC PROG, FNS	10	10 534	\$1
FOOD STAMP BONUS COUPONS, FNS	1	10 331	\$7,713
GENERAL FORESTRY ASSISTANCE, FS	10	10 004	\$586
NATIONAL SCHOOL LUNCH PROGRAM-CASH, FNS	10	10 533	\$1,780
NUTRITION PROGRAMS FOR THE ELDERLY, FNS	11	10 536	\$31
NUTRITIONAL EDUCATION AND TRAINING, FNS	10	10 004	\$75
RURAL COMMUNITY FIRE PROTECTION GRTS, FEMA	10		\$74
SCHOOL BREAKFAST PROGRAM, FNS	10	10 533	\$162
SPECIAL MILK PROGRAM FOR CHILDREN, FNS	10	10 536	\$49
SUMMER FOOD SVC. PROGRAM FOR CHILDREN, FNS	10	10 537	\$14
SUPP. FOOD-WOMEN, INFANTS & CHILDREN, FNS	10	10 537	\$313
TOTAL - GRANT FUNDS			\$11,374

FEDERAL INFORMATION EXCHANGE SYSTEM

COUNTY SUMMARIES - AGENCY OPERATIONS

(Dollar amounts in thousands)

	PROLATION CODE	CDA NO.	FY 1980 FUNDS		PROLATION CODE	CDA NO.	FY 1980 FUNDS
ALASKA—Con.				OTHER FEDERAL FUNDS			
OTHER FEDERAL FUNDS				HIGHER ED.-VETS COST OF INSTRUCTION PROGRAM 14 064			
BRUSH DISPOSAL, FS.....	18		\$14	S & E, DEPARTMENTAL MANAGEMENT, ED.....			\$1
COMMODITY INVENTORY OPERATIONS, CCC.....		10 051	\$17	TOTAL - OTHER FEDERAL FUNDS.....			\$20
CONSERVATION OPERATIONS, SCS.....			\$17	AGENCY TOTAL - FEDERAL FUNDS.....			\$6,966
CONSTRUCTION AND LAND ACQUISITION, FS.....	18		\$3,098	INDIRECT FEDERAL SUPPORT *			
FOREST MANGE, PROTECTION, AND UTILIZATION.....	18		\$4,006	HIGHER EDUCATION ACT INSURED LOANS 14 027			
LAND INVENTORY AND MONITORING, SCS.....		10 108	\$154				(\$91)
MEAT AND POULTRY INSPECTION, FSOS.....		18 477	\$2	DEPARTMENT OF ENERGY			
PLANT & ANIMAL DISEASE & PEST CONT., APHIS.....		10 073	\$327	GRANT FUNDS			
PURCHASES FOR CHILD NUTRITION PRGS., FNS.....		10 330	\$23	BLDG & COMMUNITY SYS-CONSER & SOLAR APPLIC.....	7	01 056	\$45
PURCHASES FOR FOOD DONATION PROGRAM, FNS.....		10 330	\$5	COAL-ENERGY TECHNOLOGY.....	7	01 057	\$120
RIVER BASIN SURVEYS & INVESTIGATIONS, SCS.....		10 104	\$589	MULTI-PROGRAMS-CONSERV & SOLAR APPLICATION.....	7		\$1
RIVER BASIN SURVEYS & INVESTIGATIONS, SCS.....			\$15	POLICY ANALYSIS & SYS STUDIES-POLICY & EVA.....	7	01 048	\$5
S & E, ASCS.....			\$145	STATE & LOCAL-CONSERV & SOLAR APPLICATION.....	7	01 052	\$167
S & E, ECONOMICS, STATISTICS, & CO-OPS SVC.....			\$119	TECHNICAL ASSESSMENT PROJECTS-ENERGY RES.....	7		\$5
S & E, RURAL ELECTRIFICATION ADMIN.....			\$120	TOTAL - GRANT FUNDS.....			\$343
SECTION 6 PURCHASES, FNS.....		10 330	\$18	OTHER FEDERAL FUNDS			
SNOW SURVEY & WATER SUPP. FORECASTING, SCS.....		10 107	\$166	GEOTHERMAL-ENERGY TECHNOLOGY.....	7		\$79
SOR AND WATER CONSERVATION, SCS.....		10 102	\$299	GEOTHERMAL/HYDROTHERMAL-RESOURCE APPLIC.....	7		\$6
SOR SURVEY, SCS.....		10 103	\$373	POWER MARKETING-RESOURCE APPLICATIONS.....	7		\$712
TIMBER SALVAGE SALES, FS.....	18		\$9	STATE & LOCAL-CONSERV & SOLAR APPLICATION.....	7	01 052	\$129
WORKING CAPITAL FUND, FS.....	18		\$24	WEAPONS ACTIVITIES-DEFENSE PROGRAMS.....	7		\$58
YOUTH CONSERVATION CORPS, FS.....	18	10 661	\$8	TOTAL - OTHER FEDERAL FUNDS.....			\$984
TOTAL - OTHER FEDERAL FUNDS.....			\$9,547	AGENCY TOTAL - FEDERAL FUNDS.....			\$1,327
AGENCY TOTAL - FEDERAL FUNDS.....			\$20,921	DEPARTMENT OF HEALTH AND HUMAN SERVICES			
INDIRECT FEDERAL SUPPORT *				GRANT FUNDS			
DONATION OF COMM. TO SCHOOL LUNCH, FNS.....	18	10 330	(\$54)	ALCOHOL CLINICAL TRAINING PROGRAMS, ADMHA.....	13	274	\$96
FOOD DISTRIBUTION TO INSTITUTIONS, FNS.....	18	10 330	(\$58)	ALCOHOLISM TREATMENT AND REHAB PRGS, ADMHA.....	13	252	\$754
FOOD DISTRIBUTION TO SCHOOLS, FNS.....	18	10 330	(\$275)	CHILD ABUSE & NEGLECT PREV & TREATMENT, OS.....	13	628	\$57
DEPARTMENT OF COMMERCE				CHILD DEVELOPMENT-HEAD START, OS.....	13	600	\$2,046
GRANT FUNDS				CHILD WELFARE RESEARCH AND DEMO GRANTS, OS.....	13	608	\$60
ECON DEV-SPECIAL ECON DEV & ADJ ASST, EDA.....		11 307	\$300	COMM MENTAL HLTH CTRPS-COMP S'IC SUPP, ADMHA.....	13	293	\$726
ECON DEV-TECHNICAL ASSISTANCE, EDA.....		11 303	\$88	COMMUNITY HEALTH CENTERS, HSA.....	13	274	\$113
TOTAL - GRANT FUNDS.....			\$388	FAMILY PLANNING PROJECTS, HSA.....	13	217	\$181
OTHER FEDERAL FUNDS				HEALTH MAINTENANCE ORGANIZATION DEV., ASH.....	13	256	\$56
CENSUS SPECIAL TABULATIONS AND SERVICES.....		11 005	\$1	HEALTH PLANNING-HEALTH SYSTEMS AGENCIES, HRA.....	13	294	\$387
CONSOLIDATED WORKING FUND, CENSUS.....			\$28	HEALTH PROFESSIONALS-START-UP ASST., HRA.....	13	344	\$13
CONSOLIDATED WORKING FUND, NOAA.....	7		\$1,209	MENTAL HEALTH TRAINING GRANTS, ADMHA.....	13	264	\$67
CURRENT STATISTICAL PROGRAMS, CENSUS.....			\$8	NATIVE AMERICAN PROGRAMS, OS.....	13	613	\$310
OPERATIONS AND ADMINISTRATION, ITA.....	9		\$76	NURSE TRNG. IMPROVEMENT-SPECIAL PROJ., HRA.....	13	239	\$259
OPERATIONS, RESEARCH, AND FACILITIES, NOAA.....	7		\$3,278	NURSING SCHOLARSHIPS, HRA.....	13	263	\$12
PERIODIC CENSUSES.....			\$900	NURSING STUDENT LOANS, HRA.....	13	264	\$22
PROMOTE AND DEVELOP FISHERY PRODUCTS, NOAA.....	8		\$5,588	PROFESSIONAL STANDARDS REVIEW ORGS., HCFA.....	13	274	\$290
RIVER AND FLOOD FORECASTS, MWS.....	7		\$376	RUNAWAY YOUTH, OS.....	13	623	\$48
WEATHER & RIVER FORECASTS & WARNINGS, MWS.....	7		\$1,761	TOTAL - GRANT FUNDS.....			\$5,797
TOTAL - OTHER FEDERAL FUNDS.....			\$13,726	OTHER FEDERAL FUNDS			
AGENCY TOTAL - FEDERAL FUNDS.....			\$14,113	HEALTH SERVICES, HSA.....			\$8
INDIRECT FEDERAL SUPPORT *				INDIAN HEALTH FACILITIES, HSA.....			\$77
FISHERY VESSEL OBLIGATION GUARANTEES, NMFS.....	1	11 413	(\$2,600)	INDIAN HEALTH SERVICES-HEALTH MGT & DEV, HSA.....	13	278	\$203
DEPARTMENT OF DEFENSE				LIMITATION ON SALARIES AND EXPENSES, SSA.....			\$127
OTHER FEDERAL FUNDS				MEDICARE-HOSPITAL INSURANCE, HCFA.....	13	274	\$518
CIVIL FUNCTIONS PRIME CONTRACTS.....	3		\$735	MEDICARE-SUPP. MEDICAL INSURANCE, HCFA.....	13	274	\$193
CIVILIAN PAY.....	13		\$91,129	PREVENTIVE HEALTH SERVICES, CDC.....			\$482
MILITARY ACTIVE DUTY PAY.....	13		\$164,087	SOCIAL SECURITY-DISABILITY INSURANCE, SSA.....	13	007	\$4,187
MILITARY PRIME CONSTRUCTION CONTRACTS.....	3		\$8,477	SOCIAL SECURITY-RETIREMENT INSURANCE, SSA.....	13	003	\$12,045
MILITARY PRIME ROPE CONTRACTS.....	3		\$361	SOCIAL SECURITY-SURVIVORS INSURANCE, SSA.....	13	005	\$8,657
MILITARY PRIME SERVICE CONTRACTS.....	3		\$103,680	SPECIAL BENEFITS-DISABLED COAL MINER'S, SSA.....	13	106	\$28
MILITARY PRIME SUPPLY CONTRACTS.....	3		\$15,085	SUPPLEMENTAL SECURITY INCOME, SSA.....	13	007	\$1,393
MILITARY RESERVE AND NATIONAL GUARD PAY.....	13		\$4,965	TOTAL - OTHER FEDERAL FUNDS.....			\$27,918
MILITARY RETIRED PAY.....	13		\$23,479	AGENCY TOTAL - FEDERAL FUNDS.....			\$33,715
PRIME CONTRACTS OF LESS THAN \$10,000.....	6		\$22,568	DEPARTMENT OF HOUSING AND URBAN DEVELOPMENT			
TOTAL - OTHER FEDERAL FUNDS.....			\$454,566	GRANT FUNDS			
AGENCY TOTAL - FEDERAL FUNDS.....			\$454,566	COMM DEV BLOCK GRTS-ENTITLEMENT, CPD.....	14	218	\$2,144
DEPARTMENT OF EDUCATION				COMM DEV BLOCK GRTS-SMALL CITIES/DISC, CPD.....	14	219	\$500
GRANT FUNDS				COMPREHENSIVE PLANNING ASSISTANCE, CPD.....	11	103	\$402
ACAD FAC RECON & RENOV-REMOVAL ARCH BARRS.....	04 021		\$100	PUBLIC HOUSING ASSISTANCE PROGRAM, H.....	14	146	\$1,161
BASIC EDUCATIONAL OPPORTUNITY GRANT PROG.....	04 022		\$479	TOTAL - GRANT FUNDS.....			\$4,206
COLLEGE LIBRARY RESOURCES.....	04 023		\$4	OTHER FEDERAL FUNDS			
COLLEGE WORK-STUDY PROGRAM.....	04 023		\$532	SECTION 8-LOWER INCOME HOUSING ASST PRG, H.....			
EDUC DEPRIVED CHILDREN LEA'S.....	04 019		\$922				\$394
ETHNIC HERITAGE STUDIES PROGRAM.....	04 010		\$60	TOTAL - OTHER FEDERAL FUNDS.....			\$394
HANDICAPPED PERSONNEL PREPARATION.....	04 029		\$35	AGENCY TOTAL - FEDERAL FUNDS.....			\$4,600
HANDICAPPED RESEARCH AND DEMONSTRATION.....	04 023		\$108	INDIRECT FEDERAL SUPPORT *			
HIGHER ED-STRENGTHENING DEVELOPING INSTIIS.....	04 031		\$300	MOBILE HOME LOAN INSURANCE, H.....			
HIGHER EDUCATION-COOPERATIVE EDUCATION.....	04 053		\$27	MORTGAGE INSURANCE-HOMES, H.....			
INDIAN ED GRANTS TO LOCAL EDUCATIONAL AGENCY.....	04 040		\$998	MORTGAGE INSURANCE-SERVICEMEN'S HOMES, H.....			
INDIAN ED-SPECIAL PROGRAMS AND PROJECTS.....	04 041		\$163	MTCG INS-GRADUATED PAYMENT MORTGAGE PRG, H.....			
LAW ENFORCEMENT EDUCATION PROGRAM.....			\$10	MTCG INS-LOW/MODERATE INCOME FARM HOMES, H.....			
NATIONAL DEFENSE/DIRECT STUDENT LOANS.....	04 038		\$742	PROPERTY IMPROVEMENT LOAN INSURANCE, H.....			
NATI DEFENSE/DIR STUDENT LN CANCELLATIONS.....	04 037		\$271				(\$365)
SAJA MAINTENANCE AND OPERATION.....	04 047		\$1,362				(\$9,527)
SUPPLEMENTAL EDUCATIONAL OPPORTUNITY GRIS.....	04 007		\$630				(\$173)
TOTAL - GRANT FUNDS.....			\$6,945				(\$1,015)
							(\$162)
							(\$1,820)
DEPARTMENT OF THE INTERIOR				GRANT FUNDS			
GRANT FUNDS				ANADROMOUS FISH CONSERVATION, IWS.....	1	13 600	\$5
				HISTORIC PRESERVATION GRANTS-IN-AID, HCRS.....	1	011	\$732

FEDERAL INFORMATION EXCHANGE SYSTEM COUNTY SUMMARIES - AGENCY OPERATIONS

[Dollar amounts in thousands]

	PROBATION CODE	CDA NO.	FY 1980 FUNDS		PROBATION CODE	CDA NO.	FY 1980 FUNDS		
ALASKA—Con.				STATE AND COMMUNITY HIGHWAY SAFETY, NHTSA.....				70 600	\$965
INDIAN EMPLOYMENT ASSISTANCE, BIA.....		15 108	\$2,713	TECHNICAL STUDIES PROGRAM, UMTA.....		70 501	\$40		
INDIAN HOUSING ASSISTANCE, BIA.....		15 161	\$208	TOTAL - GRANT FUNDS.....				\$42,378	
OUTDOOR RECREATION-AQUST, DEV & PLG, HCRS.....		11 420	\$782	OTHER FEDERAL FUNDS					
PAYMENTS-STATES & CNT-SALE OF NAT RES, BLM.....		14	\$364	ACQUISITION, CONSTRUCTION & IMPROVE., CG.....			\$292		
YOUTH ADULT CONS CORPS-GRIS TO STATE, O/S.....		16	\$1,363	ALASKA RAILROAD REVOLVING FUND, FRA.....			\$35,827		
YOUTH CONSERVATION CORPS, FS.....		16	\$189	COAST GUARD SUPPLY FUND.....			\$87		
TOTAL - GRANT FUNDS.....				FACILITIES AND EQUIPMENT, A/A TRUST FUND.....			\$674		
			\$4,357	HIGHWAY PLANNING AND CONSTRUCTION, FHWA.....		30 201	\$500		
OTHER FEDERAL FUNDS				OPERATING EXPENSES, CG.....			\$2,097		
ACQUISITION, CONSTRUCT. & MAINTENANCE, BLM.....		6	\$668	OPERATIONS, FAA.....			\$36,502		
ANIMAL DAMAGE CONTROL, FWS.....		7	\$8	POLLUTION FUND, CG.....			\$431		
CONSOLIDATED WORKING FUND, BIA.....			\$289	RAILROAD RESEARCH AND DEVELOPMENT, FRA.....			\$135		
CONSOLIDATED WORKING FUND, FWS.....		7	\$527	RESEARCH, ENGINEERING & DEV-A/A TRUST FUND.....			\$7		
CONSTRUCTION AND ANADROMOUS FISH.....		7	\$1,444	RETIRED PAY, CG.....			\$76		
CONSTRUCTION, NATIONAL PARK SERVICE.....		10	\$693	TOTAL - OTHER FEDERAL FUNDS.....				\$76,629	
DEPARTMENTAL MANAGEMENT, O/S, INTERIOR.....			\$1,006	AGENCY TOTAL - FEDERAL FUNDS.....				\$119,007	
ENVIRONMENTAL CONTAMINANT EVALUATION, FWS.....		7	\$100	DEPARTMENT OF THE TREASURY					
EXPL OF NAT'L PETRO RESERVE IN ALASKA, GS.....		9	\$159,677	GRANT FUNDS					
FISH RESTORATION (DJ), FWS.....		7	\$38	STATE AND LOCAL GOV FISCAL ASST TRUST FUND.....			\$6,727		
FISHERY RESEARCH INFORMATION, FWS.....		7	\$30	TOTAL - GRANT FUNDS.....				\$6,727	
FOREST MANAGE, PROTECTION, AND UTILIZATION.....		6	\$118	OTHER FEDERAL FUNDS					
GENERAL INVESTIGATIONS, WPRS.....		16	\$21	ADMINISTERING THE PUBLIC DEBT.....		16	\$48		
GEN'L, AMN & WTR RES INVEST & TOPO MAP, GS.....		9	\$6,885	CLAIMS, JUDGMENTS, AND RELIEF ACTS.....			\$236		
INDIAN SOCIAL SERVICES-CHILD WELFARE, BIA.....		15 103	\$57	EXAMINATIONS AND APPEALS, IRS.....		19	\$2,992		
INDIAN SOCIAL SERVICES-GENERAL ASST., BIA.....		15 113	\$4,359	INVESTIGATIONS AND COLLECTIONS, IRS.....		19	\$1,764		
LAND AND WATER CONSERVATION FUND, HCRS.....		10	\$32	REFUNDING INTERNAL REVENUE COLLECTIONS-INT.....		19	\$1,823		
MANAGEMENT OF LANDS AND RESOURCES.....		6	\$23,882	S & E, (CENTRAL FISCAL OPERATIONS), BGFO.....			\$128		
MIGRATORY BIRD CONSERVATION ACCOUNT.....		7	\$449	S & E, BUREAU ALCOHOL, TOBACCO & FIREARMS.....		16	\$186		
MINES AND MINERALS.....		7	\$20	S & E, UNITED STATES CUSTOMS SERVICE.....		16	\$1,297		
OPERATION AND MAINTENANCE, APA.....		7	\$9	S & E, UNITED STATES SECRET SERVICE.....		15	\$87		
OPERATION OF INDIAN PROGRAMS, BIA.....			\$4,174	TAXPAYER SERVICE AND RETURNS PROCESSING.....		19	\$692		
OPERATION OF THE NATIONAL PARK SYSTEM.....		10	\$3,157	TOTAL - OTHER FEDERAL FUNDS.....				\$9,252	
RECREATION DEV & OPER-RECREATION FAC, BLM.....		6	\$1	AGENCY TOTAL - FEDERAL FUNDS.....				\$15,979	
RESOURCE MANAGEMENT, FWS.....		7	\$5,821	INDIRECT FEDERAL SUPPORT *					
S & E, OFFICE OF THE SOLICITOR, INTERIOR.....			\$453	INTEREST ON THE PUBLIC DEBT.....		10	(\$14,371)		
SPORT FISH TECHNICAL ASSISTANCE, FWS.....		7	\$2	ACTION					
SVC CHARGES, DEPOSITS AND FORFEITURES, BLM.....		6	\$1,385	GRANT FUNDS					
WILDLIFE RESEARCH INFORMATION, FWS.....		7	\$95	FOSTER GRANDPARENTS PROGRAM.....		71 001	\$183		
WILDLIFE RESTORATION, FWS.....		7	\$88	RETIRED SENIOR VOLUNTEER PROGRAM.....		71 002	\$35		
WILDLIFE TECHNICAL ASSISTANCE, FWS.....		7	\$7	SENIOR COMPANION PROGRAM.....		71 008	\$50		
WORKING CAPITAL FUND, BLM.....		6	\$	SPECIAL VOLUNTEER PROGRAMS.....		71 017	\$47		
WORKING CAPITAL FUND, O/S, INTERIOR.....			\$7,906	VOLUNTEERS IN SERVICE TO AMERICA.....		71 003	\$452		
YOUTH CONSERVATION CORPS, FS.....		16	\$72	TOTAL - GRANT FUNDS.....				\$767	
TOTAL - OTHER FEDERAL FUNDS.....				OTHER FEDERAL FUNDS					
			\$223,404	OPERATING EXPENSES, DOMESTIC PROGRAMS.....			\$105		
AGENCY TOTAL - FEDERAL FUNDS.....				OPERATING EXPENSES, INTERNATIONAL PROGRAMS.....			\$		
			\$229,761	TOTAL - OTHER FEDERAL FUNDS.....				\$106	
DEPARTMENT OF JUSTICE				AGENCY TOTAL - FEDERAL FUNDS.....				\$873	
OTHER FEDERAL FUNDS				CIVIL AERONAUTICS BOARD					
FEES AND EXPENSES OF WITNESSES.....		7	\$73	OTHER FEDERAL FUNDS					
S & E, DRUG ENFORCEMENT ADMINISTRATION.....		19	\$249	S & E, CIVIL AERONAUTICS BOARD.....			\$75		
S & E, IMMIGRATION AND NATURALIZATION SVC.....		19	\$914	TOTAL - OTHER FEDERAL FUNDS.....				\$75	
S & E, UNITED STATES ATTORNEYS & MARSHALS.....		7	\$1,187	AGENCY TOTAL - FEDERAL FUNDS.....				\$75	
SUPPORT OF UNITED STATES PRISONERS.....		7	\$138	COMMUNITY SERVICES ADMINISTRATION					
TOTAL - OTHER FEDERAL FUNDS.....				GRANT FUNDS					
			\$2,561	COMMUNITY ACTION.....		49 007	\$976		
AGENCY TOTAL - FEDERAL FUNDS.....				COMMUNITY FOOD AND NUTRITION.....		49 005	\$180		
			\$2,561	EMERGENCY ENERGY CONSERVATION SERVICES.....		49 014	\$256		
DEPARTMENT OF LABOR				OLDER PERSONS OPPORTUNITIES AND SERVICES.....		49 810	\$61		
GRANT FUNDS				SUMMER YOUTH RECREATION.....		49 013	\$13		
COMPREHENSIVE EMPL. & TRNG. PROGRAMS, ETA.....		17 232	\$8,726	TOTAL - GRANT FUNDS.....				\$1,486	
EMPLOYMENT SERVICES (CETA-UM), ETA.....		17 207	\$3,139	OTHER FEDERAL FUNDS					
INDIAN EMPLOYMENT & TRAINING PROGRAM, ETA.....		17 234	\$3,092	RURAL DEVELOPMENT LOAN FUND.....		49 018	\$1,000		
JOB CORPS, ETA.....		17 211	\$255	TOTAL - OTHER FEDERAL FUNDS.....				\$1,000	
SUMMER YOUTH EMPLOYMENT PROGRAMS, ETA.....		17 232	\$558	AGENCY TOTAL - FEDERAL FUNDS.....				\$2,486	
UNEMPLOYMENT INSURANCE, ETA.....		17 221	\$4,796	ENVIRONMENTAL PROTECTION AGENCY					
YOUTH COMMUNITY CONSERVATION & IMPROV, ETA.....		17 232	\$308	GRANT FUNDS					
YOUTH EMPLOYMENT & TRAINING PROGRAMS, ETA.....		17 232	\$856	AIR POLLUTION CONTROL PROGRAM GRANTS, AMR.....		46 001	\$137		
TOTAL - GRANT FUNDS.....				AREAWIDE WASTE TREAT MGT PLAN GRANTS, WWM.....		46 476	\$525		
			\$21,730	CONSOLIDATED GRANTS-PROGRAM SUPPORT, OPAM.....		46 660	\$1,134		
OTHER FEDERAL FUNDS				CONST GRIS FOR WASTEWATER TREAT WORKS, WWM.....		46 418	\$482		
COAL MINE WORKERS' COMP (BLACK LUNG), ESA.....		9	\$49	PUBLIC WATER SUPPLY STATE PRG GT, WWM.....		46 423	\$635		
FED UNEMPLOYMENT BENEFITS & ALLOWANCES, ETA.....		17 223	\$2,658	WATER POLL CON-STATE & LOCAL MAMP DEV, WWM.....		46 430	\$10		
FEDERAL EMPLOYEES' COMPENSATION, ESA.....		9	\$2,879	TOTAL - GRANT FUNDS.....				\$2,922	
S & E, OCCUPATIONAL SAFETY & HEALTH ADMIN.....			\$261	AGENCY TOTAL - FEDERAL FUNDS.....				\$2,922	
SPECIAL UNEMPLOYMENT ASSISTANCE, ETA.....		17 223	\$746	EQUAL EMPLOYMENT OPPORTUNITY COMMISSION					
TRADE ADJUSTMENT ASSISTANCE, ETA.....		17 600	\$3	GRANT FUNDS					
TOTAL - OTHER FEDERAL FUNDS.....				FAIR EMPLOYMENT PRACTICES GRANTS.....		30 002	\$63		
			\$4,597	TOTAL - GRANT FUNDS.....				\$63	
AGENCY TOTAL - FEDERAL FUNDS.....				AGENCY TOTAL - FEDERAL FUNDS.....				\$63	
			\$20,327	DEPARTMENT OF TRANSPORTATION					
DEPARTMENT OF TRANSPORTATION				GRANT FUNDS					
GRANT FUNDS				ABATEMENT, CONTROL, AND COMPLIANCE, EPA.....			\$50		
CAPITAL IMPROVEMENT GRANTS, UMTA.....		20 101	\$12,375	AIRPORT PLANNING GRANT PROGRAM, FAA.....		20 100	\$1,678		
FORMULA GRANTS PROGRAM, UMTA.....		20 107	\$634	HIGHWAY PLANNING AND CONSTRUCTION, FHWA.....		20 201	\$26,397		
HIGHWAY PLANNING AND CONSTRUCTION, FHWA.....		20 201	\$26,397	HIGHWAY RELATED SAFETY GRANTS, FHWA.....			\$139		
HIGHWAY RELATED SAFETY GRANTS, FHWA.....			\$139	RAIL SERVICE ASSISTANCE, FRA.....			\$100		
RAIL SERVICE ASSISTANCE, FRA.....			\$100	TOTAL - GRANT FUNDS.....				\$43	
TOTAL - GRANT FUNDS.....				AGENCY TOTAL - FEDERAL FUNDS.....				\$43	
			\$29,303	AGENCY TOTAL - FEDERAL FUNDS.....				\$43	

FEDERAL INFORMATION EXCHANGE SYSTEM COUNTY SUMMARIES - AGENCY OPERATIONS

[Dollar amounts in thousands]

	PROLATION CODE	CFDA NO.	FY 1980 FUNDS		PROLATION CODE	CFDA NO.	FY 1980 FUNDS
ALASKA—Con.							
DEPARTMENT OF EDUCATION							
GRANT FUNDS							
COLLEGE LIBRARY RESOURCES	64 001		\$2				
EDUC DEPRIVED CHILDREN-LEA'S	64 010		\$998				
INDIAN ED-GRANTS TO LOCAL EDUCATIONAL AGCY	64 040		\$90				
INSTITUTE OF MUSEUM SERVICES	64 111		\$20				
SAFA-MAINTENANCE AND OPERATION	64 141		\$3,973				
TOTAL - GRANT FUNDS			\$5,083				
AGENCY TOTAL - FEDERAL FUNDS			\$5,083				
DEPARTMENT OF ENERGY							
GRANT FUNDS							
MULTI-PROGRAMS-CONSERV & SOLAR APPLICATION	7		\$3				
STATE & LOCAL-CONSERV & SOLAR APPLICATION	7	81 952	\$3				
TOTAL - GRANT FUNDS			\$6				
AGENCY TOTAL - FEDERAL FUNDS			\$6				
DEPARTMENT OF HEALTH AND HUMAN SERVICES							
GRANT FUNDS							
CHILD DEVELOPMENT-HEAD START, OS	12 400		\$269				
FAMILY PLANNING PROJECTS, HSA	12 317		\$74				
INDIAN AMERICAN PROGRAMS, OS	12 613		\$70				
TOTAL - GRANT FUNDS			\$412				
OTHER FEDERAL FUNDS							
INDIAN HEALTH FACILITIES, HSA			\$5,912				
MEDICARE-HOSPITAL INSURANCE, HCFA	12 773		\$315				
MEDICARE-SUPP. MEDICAL INSURANCE, HCFA	12 774		\$108				
SOCIAL SECURITY-DISABILITY INSURANCE, SSA	12 807		\$97				
SOCIAL SECURITY-RETIREMENT INSURANCE, SSA	12 808		\$361				
SOCIAL SECURITY-SURVIVORS INSURANCE, SSA	12 809		\$530				
SUPPLEMENTAL SECURITY INCOME, SSA	12 807		\$685				
TOTAL - OTHER FEDERAL FUNDS			\$8,007				
AGENCY TOTAL - FEDERAL FUNDS			\$8,420				
DEPARTMENT OF HOUSING AND URBAN DEVELOPMENT							
GRANT FUNDS							
COMM DEV BLOCK GRNTS-SMALL CITIES/DISC. CPD	14 219		\$637				
TOTAL - GRANT FUNDS			\$637				
AGENCY TOTAL - FEDERAL FUNDS			\$637				
INDIRECT FEDERAL SUPPORT *							
MOBILE HOME LOAN INSURANCE, H	14 510		(\$72)				
PROPERTY IMPROVEMENT LOAN INSURANCE, H	14 142		(\$12)				
DEPARTMENT OF THE INTERIOR							
GRANT FUNDS							
INDIAN EMPLOYMENT ASSISTANCE, BIA	18 740		\$375				
INDIAN HOUSING ASSISTANCE, BIA	18 141		\$535				
TOTAL - GRANT FUNDS			\$910				
OTHER FEDERAL FUNDS							
CONSOLIDATED WORKING FUND, BIA			\$1,116				
CONSTRUCTION, BUREAU OF INDIAN AFFAIRS			\$26				
INDIAN SOCIAL SERVICES-CHILD WELFARE, BIA	18 102		\$66				
INDIAN SOCIAL SERVICES-GENERAL ASST., BIA	18 112		\$994				
OPERATION OF INDIAN PROGRAMS, BIA			\$11,471				
RESOURCE MANAGEMENT, FWS	7		\$419				
WILDLIFE TECHNICAL ASSISTANCE, FWS	7	15 498	\$3				
WORKING CAPITAL FUND, O/S, INTERIOR			\$105				
TOTAL - OTHER FEDERAL FUNDS			\$14,199				
AGENCY TOTAL - FEDERAL FUNDS			\$15,110				
DEPARTMENT OF LABOR							
GRANT FUNDS							
COMPREHENSIVE EMPL. & TRNG. PROGRAMS, ETA	9	17 232	\$1,746				
INDIAN EMPLOYMENT & TRAINING PROGRAM, ETA	9	17 234	\$2,580				
SUMMER YOUTH EMPLOYMENT PROGRAMS, ETA	9	17 232	\$264				
YOUTH COMMUNITY CONSERVATION & IMPROV., ETA	9	17 233	\$74				
YOUTH EMPLOYMENT & TRAINING PROGRAMS, ETA	9	17 232	\$380				
TOTAL - GRANT FUNDS			\$5,044				
OTHER FEDERAL FUNDS							
FED UNEMPLOYMENT BENEFITS & ALLOWANCES, ETA	17 273		\$159				
SPECIAL UNEMPLOYMENT ASSISTANCE, ETA	17 272		\$45				
TRADE ADJUSTMENT ASSISTANCE, ETA	17 400		**				
TOTAL - OTHER FEDERAL FUNDS			\$204				
AGENCY TOTAL - FEDERAL FUNDS			\$5,248				
DEPARTMENT OF TRANSPORTATION							
GRANT FUNDS							
AIRPORT DEVELOPMENT AID PROGRAM, FAA	70 101		\$1,298				
HIGHWAY PLANNING AND CONSTRUCTION, FHWA	70 202		\$33				
TOTAL - GRANT FUNDS			\$1,332				
OTHER FEDERAL FUNDS							
FACILITIES AND EQUIPMENT, A/A TRUST FUND			\$239				
OPERATING EXPENSES, CG							
OPERATIONS, FAA			\$1,925				
TOTAL - OTHER FEDERAL FUNDS			\$2,199				
AGENCY TOTAL - FEDERAL FUNDS			\$3,531				
DEPARTMENT OF THE TREASURY							
GRANT FUNDS							
STATE AND LOCAL GOV FISCAL ASST TRUST FUND			\$320				
TOTAL - GRANT FUNDS			\$320				
OTHER FEDERAL FUNDS							
ADMINISTERING THE PUBLIC DEBT	10		\$1				
TOTAL - OTHER FEDERAL FUNDS			\$1				
AGENCY TOTAL - FEDERAL FUNDS			\$328				
INDIRECT FEDERAL SUPPORT *							
INTEREST ON THE PUBLIC DEBT	10		(\$1,177)				
GENERAL SERVICES ADMINISTRATION							
OTHER FEDERAL FUNDS							
FEDERAL BUILDINGS FUND			\$32				
TOTAL - OTHER FEDERAL FUNDS			\$32				
AGENCY TOTAL - FEDERAL FUNDS			\$32				
OFFICE OF PERSONNEL MANAGEMENT							
OTHER FEDERAL FUNDS							
CIVIL SERVICE RETIREMENT & DISABILITY FUND	8		\$758				
TOTAL - OTHER FEDERAL FUNDS			\$758				
AGENCY TOTAL - FEDERAL FUNDS			\$758				
POSTAL SERVICE							
OTHER FEDERAL FUNDS							
POSTAL SERVICE FUND	18		\$2,148				
TOTAL - OTHER FEDERAL FUNDS			\$2,148				
AGENCY TOTAL - FEDERAL FUNDS			\$2,148				
SMALL BUSINESS ADMINISTRATION							
OTHER FEDERAL FUNDS							
ECONOMIC OPPORTUNITY LOANS	39 002		\$28				
PHYSICAL DISASTER LOANS	39 004		\$741				
TOTAL - OTHER FEDERAL FUNDS			\$769				
AGENCY TOTAL - FEDERAL FUNDS			\$769				
VETERANS ADMINISTRATION							
OTHER FEDERAL FUNDS							
AUTOS & SPECIAL EQUIPMENT, DISABLED VETS	18	64 300	**				
COMPENSATION TO DEPENDENTS, VETS S/C DEATH	12	64 102	\$1				
DEPENDENTS INDEMNITY COMPENSATION (DIC)	12	64 110	\$13				
SONS, DAUGHTERS, WIVES & WIDOWS EDUCATION	12	64 117	\$2				
VETERANS DEATH PENSION	12	64 105	\$11				
VETERANS DISABILITY COMPENSATION	12	64 108	\$92				
VETERANS DISABILITY PENSION	12	64 104	\$12				
VETERANS INSURANCE AND INDEMNITIES	12	64 103	\$23				
VETERANS READJUSTMENT TRAINING	12	64 111	\$59				
VETS BURIAL AWARDS & OTHER AMSC BENEF PAY	12	64 101	\$2				
VOCATIONAL REHAB. TRNG. FOR DISABLED VETS	12	64 116	\$1				
TOTAL - OTHER FEDERAL FUNDS			\$216				
AGENCY TOTAL - FEDERAL FUNDS			\$216				
COUNTY TOTAL - GRANT FUNDS			\$16,327				
COUNTY TOTAL - OTHER FEDERAL FUNDS			\$31,842				
COUNTY TOTAL - FEDERAL FUNDS			\$48,219				
COUNTY-BRISTOL BAY							
DEPARTMENT OF AGRICULTURE							
GRANT FUNDS							
NATIONAL SCHOOL LUNCH PROGRAM-CASH, FNS	10	10 335	\$39				
TOTAL - GRANT FUNDS			\$39				
AGENCY TOTAL - FEDERAL FUNDS			\$39				
INDIRECT FEDERAL SUPPORT *							
DONATION OF COMM. TO SCHOOL LUNCH, FNS	10	10 330	(\$1)				
FOOD DISTRIBUTION TO SCHOOLS, FNS	10	10 330	(\$21)				
RURAL ELECTRIC LOANS & LN. GUARANTEES, REA	9	10 030	(\$859)				
DEPARTMENT OF COMMERCE							
OTHER FEDERAL FUNDS							
CONSOLIDATED WORKING FUND, NOAA	7		\$8				
OPERATIONS, RESEARCH, AND FACILITIES, NOAA	7		\$112				
WEATHER & RIVER FORECASTS & WARNINGS, NWS	7		\$43				
TOTAL - OTHER FEDERAL FUNDS			\$164				
AGENCY TOTAL - FEDERAL FUNDS			\$164				
DEPARTMENT OF DEFENSE							
OTHER FEDERAL FUNDS							
CIVILIAN PAY	10		\$448				
MILITARY ACTIVE DUTY PAY	10		\$5,604				

FEDERAL INFORMATION EXCHANGE SYSTEM COUNTY SUMMARIES - AGENCY OPERATIONS

(Dollar amounts in thousands)

	PROLATION CODE	CDA NO.	FY 1980 FUNDS
ALASKA—Con.			
MILITARY PRIME CONSTRUCTION CONTRACTS	8		\$419
MILITARY PRIME SERVICE CONTRACTS	8		\$610
MILITARY RESERVE AND NATIONAL GUARD PAY	13		\$6
MILITARY RETIRED PAY	13		\$59
TOTAL - OTHER FEDERAL FUNDS			\$4,946
AGENCY TOTAL - FEDERAL FUNDS			\$4,946
DEPARTMENT OF EDUCATION			
GRANT FUNDS			
EDUC DEPRIVED CHILDREN-LEA'S	84 010		\$22
INDIAN ED-GRANTS TO LOCAL EDUCATIONAL AGCY	84 060		\$38
SAFA-MAINTENANCE AND OPERATION	84 061		\$195
TOTAL - GRANT FUNDS			\$254
AGENCY TOTAL - FEDERAL FUNDS			\$254
DEPARTMENT OF HEALTH AND HUMAN SERVICES			
OTHER FEDERAL FUNDS			
MEDICARE-HOSPITAL INSURANCE, HCFA	13 773		\$190
MEDICARE-SUPP. MEDICAL INSURANCE, HCFA	13 774		\$93
SOCIAL SECURITY-DISABILITY INSURANCE, SSA	13 802		\$42
SOCIAL SECURITY-RETIREMENT INSURANCE, SSA	13 803		\$207
SOCIAL SECURITY-SURVIVORS INSURANCE, SSA	13 804		\$127
SPECIAL BENEFITS-DISABLED COAL MINERS, SSA	13 805		\$6
SUPPLEMENTAL SECURITY INCOME, SSA	13 807		\$17
TOTAL - OTHER FEDERAL FUNDS			\$681
AGENCY TOTAL - FEDERAL FUNDS			\$681
DEPARTMENT OF HOUSING AND URBAN DEVELOPMENT			
INDIRECT FEDERAL SUPPORT *			
MOBILE HOME LOAN INSURANCE, H	14 110		(\$461)
DEPARTMENT OF THE INTERIOR			
GRANT FUNDS			
PAYMENT IN LIEU OF TAXES, BLM			\$64
TOTAL - GRANT FUNDS			\$64
OTHER FEDERAL FUNDS			
WORKING CAPITAL FUND, O/S, INTERIOR			\$19
TOTAL - OTHER FEDERAL FUNDS			\$19
AGENCY TOTAL - FEDERAL FUNDS			\$83
DEPARTMENT OF LABOR			
GRANT FUNDS			
EMPLOYMENT SERVICES (CETA-LMI), ETA	17 207		\$52
TOTAL - GRANT FUNDS			\$52
OTHER FEDERAL FUNDS			
FED UNEMPLOYMENT BENEFITS & ALLOWANCES, ETA	17 225		\$24
SPECIAL UNEMPLOYMENT ASSISTANCE, ETA	17 225		\$7
TRADE ADJUSTMENT ASSISTANCE, ETA	17 400		**
TOTAL - OTHER FEDERAL FUNDS			\$31
AGENCY TOTAL - FEDERAL FUNDS			\$83
DEPARTMENT OF TRANSPORTATION			
GRANT FUNDS			
AIRPORT PLANNING GRANT PROGRAM, FAA	30 103		\$255
TOTAL - GRANT FUNDS			\$255
OTHER FEDERAL FUNDS			
FACILITIES AND EQUIPMENT, A/A TRUST FUND			\$5
OPERATIONS, FAA			\$2,183
TOTAL - OTHER FEDERAL FUNDS			\$2,188
AGENCY TOTAL - FEDERAL FUNDS			\$2,443
DEPARTMENT OF THE TREASURY			
GRANT FUNDS			
STATE AND LOCAL GOV FISCAL ASST TRUST FUND			\$62
TOTAL - GRANT FUNDS			\$62
AGENCY TOTAL - FEDERAL FUNDS			\$62
INDIRECT FEDERAL SUPPORT *			
INTEREST ON THE PUBLIC DEBT	10		(\$104)
OFFICE OF PERSONNEL MANAGEMENT			
OTHER FEDERAL FUNDS			
CIVR SERVICE RETIREMENT & DISABILITY FUND	8		\$99
TOTAL - OTHER FEDERAL FUNDS			\$99
AGENCY TOTAL - FEDERAL FUNDS			\$99
POSTAL SERVICE			
OTHER FEDERAL FUNDS			
POSTAL SERVICE FUND	13		\$296
TOTAL - OTHER FEDERAL FUNDS			\$296
AGENCY TOTAL - FEDERAL FUNDS			\$296
VETERANS ADMINISTRATION			
OTHER FEDERAL FUNDS			
AUTOS & SPECIAL EQUIPMENT, DISABLED VETS	13	84 100	**

	PROLATION CODE	CDA NO.	FY 1980 FUNDS
COMPENSATION TO DEPENDENTS, VETS S/C DEATH	13	84 102	**
DEPENDENTS INDEMNITY COMPENSATION (DIC)	13	84 110	\$3
SONS, DAUGHTERS, WIVES & WIDOWS EDUCATION	13	84 117	\$1
VETERANS DEATH PENSION	13	84 105	\$3
VETERANS DISABILITY COMPENSATION	13	84 109	\$22
VETERANS DISABILITY PENSION	13	84 104	\$3
VETERANS INSURANCE AND INDEMNITIES	13	84 103	\$5
VETERANS READJUSTMENT TRAINING	13	84 111	\$14
VETS BURIAL AWARDS & OTHER MSC BENEF PMT	13	84 101	\$1
VOCATIONAL REHAB. TRNG. FOR DISABLED VETS	13	84 116	**
TOTAL - OTHER FEDERAL FUNDS			\$51
AGENCY TOTAL - FEDERAL FUNDS			\$51
COUNTY TOTAL - GRANT FUNDS			\$727
COUNTY TOTAL - OTHER FEDERAL FUNDS			\$10,474
COUNTY TOTAL - FEDERAL FUNDS			\$11,201

COUNTY-DILLINGHAM

	PROLATION CODE	CDA NO.	FY 1980 FUNDS
DEPARTMENT OF AGRICULTURE			
GRANT FUNDS			
FOOD STAMP BONUS COUPONS, FMS	1	10 351	\$209
NATIONAL SCHOOL LUNCH PROGRAM-CASH, FMS	10	10 355	\$60
TOTAL - GRANT FUNDS			\$269
OTHER FEDERAL FUNDS			
WORKING CAPITAL FUND, FS	10		\$14
TOTAL - OTHER FEDERAL FUNDS			\$14
AGENCY TOTAL - FEDERAL FUNDS			\$284
INDIRECT FEDERAL SUPPORT *			
DONATION OF COMM. TO SCHOOL LUNCH, FMS	10	10 350	(\$ 3)
FOOD DISTRIBUTION TO SCHOOLS, FMS	10	10 350	(\$ 14)
DEPARTMENT OF COMMERCE			
GRANT FUNDS			
ECON DEV-GRANTS & LOANS-PUBLIC WORKS, EDA		11 300	\$150
ECON DEV-SUPPORT FOR PLANNING ORGS, EDA		11 302	\$12
TOTAL - GRANT FUNDS			\$162
OTHER FEDERAL FUNDS			
PERIODIC CENSUSES			\$13
TOTAL - OTHER FEDERAL FUNDS			\$13
AGENCY TOTAL - FEDERAL FUNDS			\$175
DEPARTMENT OF DEFENSE			
OTHER FEDERAL FUNDS			
CIVILIAN PAY	15		\$139
MILITARY PRIME SERVICE CONTRACTS	8		\$13
MILITARY RETIRED PAY	12		\$37
TOTAL - OTHER FEDERAL FUNDS			\$189
AGENCY TOTAL - FEDERAL FUNDS			\$189
DEPARTMENT OF EDUCATION			
GRANT FUNDS			
EDUC DEPRIVED CHILDREN-LEA'S	84 010		\$194
INDIAN ED-GRANTS TO LOCAL EDUCATIONAL AGCY	84 060		\$246
SAFA-MAINTENANCE AND OPERATION	84 061		\$2,644
TOTAL - GRANT FUNDS			\$3,084
AGENCY TOTAL - FEDERAL FUNDS			\$3,084
DEPARTMENT OF HEALTH AND HUMAN SERVICES			
GRANT FUNDS			
NATIVE AMERICAN PROGRAMS, OS	13 812		\$70
TOTAL - GRANT FUNDS			\$70
OTHER FEDERAL FUNDS			
INDIAN HEALTH FACILITIES, MSA			\$436
INDIAN HEALTH SERVICES, MSA			\$1,330
MEDICARE-HOSPITAL INSURANCE, HCFA	13 773		\$338
MEDICARE-SUPP. MEDICAL INSURANCE, HCFA	13 774		\$128
SOCIAL SECURITY-DISABILITY INSURANCE, SSA	13 802		\$51
SOCIAL SECURITY-RETIREMENT INSURANCE, SSA	13 803		\$334
SOCIAL SECURITY-SURVIVORS INSURANCE, SSA	13 804		\$388
SUPPLEMENTAL SECURITY INCOME, SSA	13 807		\$129
TOTAL - OTHER FEDERAL FUNDS			\$3,134
AGENCY TOTAL - FEDERAL FUNDS			\$3,204
DEPARTMENT OF HOUSING AND URBAN DEVELOPMENT			
GRANT FUNDS			
COMM DEV BLOCK GRTS-SMALL CITIES/DISC, CPD	14 219		\$119
TOTAL - GRANT FUNDS			\$119
AGENCY TOTAL - FEDERAL FUNDS			\$119
DEPARTMENT OF THE INTERIOR			
OTHER FEDERAL FUNDS			
WORKING CAPITAL FUND, O/S, INTERIOR			\$1
TOTAL - OTHER FEDERAL FUNDS			\$1
AGENCY TOTAL - FEDERAL FUNDS			\$1

FEDERAL INFORMATION EXCHANGE SYSTEM COUNTY SUMMARIES - AGENCY OPERATIONS

(Dollar amounts in thousands)

	PROLATION CODE	CFDA NO.	FY 1980 FUNDS		PROLATION CODE	CFDA NO.	FY 1980 FUNDS
ALASKA—Con.							
DEPARTMENT OF LABOR							
GRANT FUNDS							
COMPREHENSIVE EMP. & TRNG. PROGRAMS, ETA	8	17 221	\$4.1				
INDIAN EMPLOYMENT & TRAINING PROGRAM, ETA	8	17 224	\$54.5				
SUMMER YOUTH EMPLOYMENT PROGRAMS, ETA	8	17 223	\$75				
YOUTH COMMUNITY CONSERVATION & IMPROV, ETA	8	17 222	\$18				
YOUTH EMPLOYMENT & TRAINING PROGRAMS, ETA	8	17 222	\$92				
TOTAL - GRANT FUNDS			\$1,211				
OTHER FEDERAL FUNDS							
FED UNEMPLOYMENT BENEFITS & ALLOWANCES, ETA		17 225	\$73				
SPECIAL UNEMPLOYMENT ASSISTANCE, ETA		17 225	\$21				
TRADE ADJUSTMENT ASSISTANCE, ETA		17 400	**				
TOTAL - OTHER FEDERAL FUNDS			\$94				
AGENCY TOTAL - FEDERAL FUNDS			\$1,305				
DEPARTMENT OF TRANSPORTATION							
GRANT FUNDS							
AIRPORT DEVELOPMENT AID PROGRAM, FAA		20 101	\$1,285				
HIGHWAY PLANNING AND CONSTRUCTION, FHWA		20 201	\$392				
TOTAL - GRANT FUNDS			\$1,677				
OTHER FEDERAL FUNDS							
FACILITIES AND EQUIPMENT, A/A TRUST FUND			\$148				
OPERATIONS, FAA			\$191				
TOTAL - OTHER FEDERAL FUNDS			\$339				
AGENCY TOTAL - FEDERAL FUNDS			\$2,016				
DEPARTMENT OF THE TREASURY							
GRANT FUNDS							
STATE AND LOCAL GOV FISCAL ASST TRUST FUND			\$112				
TOTAL - GRANT FUNDS			\$112				
AGENCY TOTAL - FEDERAL FUNDS			\$112				
INDIRECT FEDERAL SUPPORT *							
INTEREST ON THE PUBLIC DEBT	10		(\$346)				
OFFICE OF PERSONNEL MANAGEMENT							
OTHER FEDERAL FUNDS							
CIVIL SERVICE RETIREMENT & DISABILITY FUND	0		\$329				
TOTAL - OTHER FEDERAL FUNDS			\$329				
AGENCY TOTAL - FEDERAL FUNDS			\$329				
POSTAL SERVICE							
OTHER FEDERAL FUNDS							
POSTAL SERVICE FUND	11		\$1,111				
TOTAL - OTHER FEDERAL FUNDS			\$1,111				
AGENCY TOTAL - FEDERAL FUNDS			\$1,111				
VETERANS ADMINISTRATION							
OTHER FEDERAL FUNDS							
ALTOS & SPECIAL EQUIPMENT, DISABLED VETS	12	04 100	**				
COMPENSATION TO DEPENDENTS, VETS S/C DEATH	12	04 102	**				
DEPENDENTS INDEMNITY COMPENSATION (DNC)	12	04 110	\$5				
SONS, DAUGHTERS, WIVES & WIDOWS EDUCATION	12	04 117	\$1				
VETERANS DEATH PENSION	12	04 103	\$4				
VETERANS DISABILITY COMPENSATION	12	04 109	\$36				
VETERANS DISABILITY PENSION	12	04 104	\$5				
VETERANS INSURANCE AND INDEMNITIES	12	04 103	\$9				
VETERANS READJUSTMENT TRAINING	12	04 111	\$23				
VETS BURIAL AWARDS & OTHER MUSC BENEF PMT	12	04 101	\$1				
VOCATIONAL REHAB. TRNG. FOR DISABLED VETS	12	04 116	**				
TOTAL - OTHER FEDERAL FUNDS			\$84				
AGENCY TOTAL - FEDERAL FUNDS			\$84				
INDIRECT FEDERAL SUPPORT *							
VETERANS GUARANTEED AND INSURED LOANS		04 114	(\$60)				
COUNTY TOTAL - GRANT FUNDS			\$6,703				
COUNTY TOTAL - OTHER FEDERAL FUNDS			\$5,309				
COUNTY TOTAL - FEDERAL FUNDS			\$12,012				
COUNTY-FAIRBANKS NORTH STAR							
DEPARTMENT OF AGRICULTURE							
GRANT FUNDS							
AGRICULTURAL CONSERVATION PROGRAM, ASCS		10 063	\$147				
CHILD CARE FOOD PROGRAM, FNS		10 154	\$128				
EQUIP ASST PROG-SCHOOL FOOD SVC PROG, FNS		10 154	\$3				
EXTENSION ACTIVITIES, SEA		10 061	\$1,171				
FOOD STAMP BONUS COUPONS, FNS		10 151	\$4,253				
INDUSTRIAL DEVELOPMENT GRANTS, FMHA		10 070	\$35				
NATIONAL SCHOOL LUNCH PROGRAM-CASH, FNS		10 153	\$17				
NUTRITION PROGRAMS FOR THE ELDERLY, FNS		10 150	\$5				
SPECIAL MILK PROGRAM FOR CHILDREN, FNS		10 150	\$66				
SUPP FOOD-WOMEN, INFANTS & CHILDREN, FNS		10 152	\$66				
VERY LOW-INCOME HOUSING REPAIR GRTS, FMHA		10 017	\$28				
WATER AND WASTE DISPOSAL GRANTS, FMHA		10 010	\$786				
TOTAL - GRANT FUNDS			\$6,707				
OTHER FEDERAL FUNDS							
CONSERVATION OPERATIONS, SCS							\$1
COOPERATIVE RESEARCH, SEA							\$947
FOREST MANAGE, PROTECTION, AND UTILIZATION	10						\$557
NATIONAL WOOL ACT PAYMENTS, CCC		10 059	**				**
S & E. FARMERS HOME ADMINISTRATION							\$62
SNOW SURVEY & WATER SUPP. FORECASTING, SCS		10 001					\$5
SOIL AND WATER CONSERVATION, SCS		10 002					\$40
SOIL SURVEY, SCS		10 002					\$117
TOTAL - OTHER FEDERAL FUNDS			\$1,211				\$1,720
AGENCY TOTAL - FEDERAL FUNDS			\$8,437				\$8,437
INDIRECT FEDERAL SUPPORT *							
DONATION OF COMM. TO SCHOOL LUNCH, FNS	10	10 530	(\$11)				(\$11)
FARM OPERATING LOANS, FMHA		10 406					(\$100)
FOOD DISTRIBUTION TO INSTITUTIONS, FNS	10	10 530					(\$71)
FOOD DISTRIBUTION TO SCHOOLS, FNS	10	10 530					(\$32)
LOW TO MODERATE INCOME HOUSING LOANS, FMHA		10 410					(\$866)
RURAL TELEPHONE LMS. & LN. GUARANTEES, REA	7	10 051					(\$7,145)
WATER AND WASTE DISP. SYSTEMS LOANS, FMHA		10 410					(\$921)
DEPARTMENT OF COMMERCE							
GRANT FUNDS							
ECON DEV-SUPPORT FOR PLANNING ORGS, EDA		11 202					\$126
SEA GRANT SUPPORT, NOAA	8	11 417					\$742
TOTAL - GRANT FUNDS							\$868
OTHER FEDERAL FUNDS							
CENSUS SPECIAL TABULATIONS AND SERVICES		11 005					\$1
CONSOLIDATED WORKING FUND, CENSUS							\$43
CONSOLIDATED WORKING FUND, NOAA	7						\$173
CURRENT STATISTICAL PROGRAMS, CENSUS							\$12
OPERATIONS, RESEARCH, AND FACILITIES, NOAA	7						\$743
PERIODIC CENSUSES							\$234
WEATHER & RIVER FORECASTS & WARNINGS, NWS	7						\$613
TOTAL - OTHER FEDERAL FUNDS			\$1,818				\$1,818
AGENCY TOTAL - FEDERAL FUNDS			\$2,686				\$2,686
DEPARTMENT OF DEFENSE							
OTHER FEDERAL FUNDS							
CIVIL FUNCTIONS PRIME CONTRACTS	8						\$19
CIVILIAN PAY	13						\$14,163
MILITARY ACTIVE DUTY PAY	13						\$73,417
MILITARY PRIME CONSTRUCTION CONTRACTS	8						\$377
MILITARY PRIME ROTC CONTRACTS	8						\$8,263
MILITARY PRIME SERVICE CONTRACTS	8						\$21,675
MILITARY PRIME SUPPLY CONTRACTS	8						\$16,384
MILITARY RESERVE AND NATIONAL GUARD PAY	13						\$381
MILITARY RETIRED PAY	13						\$4,822
PRIME CONTRACTS OF LESS THAN \$10,000	0						\$3,470
TOTAL - OTHER FEDERAL FUNDS			\$142,946				\$142,946
AGENCY TOTAL - FEDERAL FUNDS			\$142,946				\$142,946
DEPARTMENT OF EDUCATION							
GRANT FUNDS							
BASIC EDUCATIONAL OPPORTUNITY GRANT PROG		04 063					\$338
BASIC SKILLS IMPROVEMENT		04 105					\$147
COLLEGE LIBRARY RESOURCES		04 003					\$2
EDUC DEPRIVED CHILDREN-LEA'S		04 010					\$311
EDUCATIONAL OPPORTUNITY CENTERS		04 006					\$210
HANDICAPPED PERSONNEL PREPARATION		04 029					\$55
INDIAN ED-GRANTS TO LOCAL EDUCATIONAL AGCY		04 060					\$332
LAW ENFORCEMENT EDUCATION PROGRAM							\$2
NATIONAL DEFENSE/DIRECT STUDENT LOANS		04 036					\$49
SAFE-MAINTENANCE AND OPERATION		04 041					\$359
SPECIAL SVCS FOR DISADVANTAGED STUDENTS		04 043					\$114
SUPPLEMENTAL EDUCATIONAL OPPORTUNITY GRTS		04 007					\$63
TEACHER CORPS-OPERATIONS AND TRAINING		04 045					\$197
UPWARD BOUND		04 047					\$372
TOTAL - GRANT FUNDS			\$2,551				\$2,551
OTHER FEDERAL FUNDS							
RESEARCH AND RELATED ACTIVITIES, ED							\$201
S & E, DEPARTMENTAL MANAGEMENT, ED							\$1
TOTAL - OTHER FEDERAL FUNDS			\$202				\$202
AGENCY TOTAL - FEDERAL FUNDS			\$2,754				\$2,754
DEPARTMENT OF ENERGY							
GRANT FUNDS							
COAL-ENERGY TECHNOLOGY	7	11 017					\$50
MULTI-PROGRAMS-CONSERV & SOLAR APPLICATION	7						\$12
SOLAR APPLICATIONS-CONSERV & SOLAR APPLIC	7						\$41
TOTAL - GRANT FUNDS			\$102				\$102
OTHER FEDERAL FUNDS							
BASIC ENERGY SCIENCES-ENERGY RESEARCH	7	11 009					\$114
ENVIRONMENTAL RESEARCH AND DEV-ENVIRONMENT	7	11 020					\$256
GEOTHERMAL-ENERGY TECHNOLOGY	7						\$172
MULTI-PROGRAMS-CONSERV & SOLAR APPLICATION	7						\$19

FEDERAL INFORMATION EXCHANGE SYSTEM COUNTY SUMMARIES - AGENCY OPERATIONS

(Dollar amounts in thousands)

	PROG/OM CODE	CFOA NO.	FY 1980 FUNDS		PROG/OM CODE	CFOA NO.	FY 1980 FUNDS
ALASKA—Con.				FEDERAL EMPLOYEES' COMPENSATION, ESA 9..... \$914			
PETROLEUM-ENERGY TECHNOLOGY..... 7..... \$19				SPECIAL UNEMPLOYMENT ASSISTANCE, ETA..... 17 233..... \$271			
SOLAR TECHNOLOGY-ENERGY TECHNOLOGY..... 7..... \$13				TRADE ADJUSTMENT ASSISTANCE, ETA..... 17 400..... \$1			
TOTAL - OTHER FEDERAL FUNDS..... \$593				TOTAL - OTHER FEDERAL FUNDS..... \$2,151			
AGENCY TOTAL - FEDERAL FUNDS..... \$696				AGENCY TOTAL - FEDERAL FUNDS..... \$9,606			
DEPARTMENT OF HEALTH AND HUMAN SERVICES				DEPARTMENT OF TRANSPORTATION			
GRANT FUNDS				GRANT FUNDS			
ALCOHOLISM TREATMENT AND REHAB PRGS, ADHWA..... 13 237..... \$269				ABATEMENT, CONTROL, AND COMPLIANCE, EPA..... \$30			
BIOMEDICAL RESEARCH SUPPORT, NIH..... 13 237..... \$100				AIRPORT PLANNING GRANT PROGRAM, FAA..... 70 103..... \$1,453			
CANCER CAUSE AND PREVENTION RESEARCH, NIH..... 13 273..... \$107				CAPITAL IMPROVEMENT GRANTS, UMATA..... 70 300..... \$1,184			
CHILD DEVELOPMENT-HEAD START '75..... 13 600..... \$417				HIGHWAY PLANNING AND CONSTRUCTION, FHWA..... 70 705..... \$8,111			
CHILD WELFARE SERVICES TRAINING GRANTS, OS..... 13 644..... \$33				TOTAL - GRANT FUNDS..... \$10,779			
DEV DISABILITIES-BASIC SUPPORT, OS..... 13 430..... \$51				OTHER FEDERAL FUNDS			
DIABETES, ENDOCRINOLOGY & METAB. RES., NIH..... 13 647..... \$55				ACQUISITION, CONSTRUCTION & IMPROVE., CG..... **			
HEALTH PLANNING-HEALTH SYSTEMS AGCIES, HRA..... 13 794..... \$388				ALASKA RAILROAD REVOLVING FUND, FRA..... \$7,904			
HEALTH PROFESSIONS-START-UP ASST., HRA..... 13 364..... \$8				COAST GUARD SUPPLY FUND..... \$3			
HEART AND VASCULAR DISEASES RESEARCH, NIH..... 13 837..... \$85				FACILITIES AND EQUIPMENT, A/A TRUST FUND..... \$549			
MEDICAL LIBRARY ASSISTANCE, NIH..... 13 879..... \$4				OPERATING EXPENSES, CG..... \$52			
NATIVE AMERICAN PROGRAMS, OS..... 13 812..... \$165				OPERATIONS, FAA..... \$5,175			
TOTAL - GRANT FUNDS..... \$1,682				TOTAL - OTHER FEDERAL FUNDS..... \$13,644			
OTHER FEDERAL FUNDS				AGENCY TOTAL - FEDERAL FUNDS..... \$24,423			
HEALTH SERVICES, HSA..... \$2				DEPARTMENT OF THE TREASURY			
SOCIAL SECURITY-DISABILITY INSURANCE, SSA..... 17 13 007..... \$1,380				GRANT FUNDS			
SOCIAL SECURITY-RETIREMENT INSURANCE, SSA..... 17 13 003..... \$4,786				STATE AND LOCAL GOV FISCAL ASST TRUST FUND..... \$1,982			
SOCIAL SECURITY-SURVIVORS INSURANCE, SSA..... 17 13 005..... \$2,446				TOTAL - GRANT FUNDS..... \$1,982			
SPECIAL BENEFITS-DISABLED COAL MINERS, SSA..... 17 13 006..... \$13				OTHER FEDERAL FUNDS			
SUPPLEMENTAL SECURITY INCOME, SSA..... 17 13 007..... \$380				ADMINISTERING THE PUBLIC DEBT..... 10..... \$12			
TOTAL - OTHER FEDERAL FUNDS..... \$9,006				CLAIMS, JUDGMENTS, AND RELIEF ACTS..... \$50			
AGENCY TOTAL - FEDERAL FUNDS..... \$10,648				EXAMINATIONS AND APPEALS, IRS..... 14..... \$387			
DEPARTMENT OF HOUSING AND URBAN DEVELOPMENT				INVESTIGATIONS AND COLLECTIONS, IRS..... 18..... \$325			
GRANT FUNDS				S & E, UNITED STATES CUSTOMS SERVICE..... \$83			
COMM DEV BLOCK GRNTS-SMALL CITIES/DISC, CPD..... 14 219..... \$440				TAXPAYER SERVICE AND RETURNS PROCESSING..... 18..... \$34			
TOTAL - GRANT FUNDS..... \$440				TOTAL - OTHER FEDERAL FUNDS..... \$892			
OTHER FEDERAL FUNDS				AGENCY TOTAL - FEDERAL FUNDS..... \$2,874			
SECTION B-LOWER INCOME HOUSING ASST PRG, H..... 14 134..... \$467				INDIRECT FEDERAL SUPPORT *			
TOTAL - OTHER FEDERAL FUNDS..... \$467				INTEREST ON THE PUBLIC DEBT..... 14..... (\$5,298)			
AGENCY TOTAL - FEDERAL FUNDS..... \$907				COMMUNITY SERVICES ADMINISTRATION			
INDIRECT FEDERAL SUPPORT *				GRANT FUNDS			
MORTGAGE INSURANCE-HOMES, H..... 14 117..... (\$439)				EMERGENCY ENERGY CONSERVATION SERVICES..... 49 014..... \$20			
MORTGAGE INSURANCE-SERVICEMEN'S HOMES, H..... \$382				TOTAL - GRANT FUNDS..... \$20			
PROPERTY IMPROVEMENT LOAN INSURANCE, H..... 14 142..... (\$160)				AGENCY TOTAL - FEDERAL FUNDS..... \$20			
DEPARTMENT OF THE INTERIOR				ENVIRONMENTAL PROTECTION AGENCY			
GRANT FUNDS				GRANT FUNDS			
INDIAN EMPLOYMENT ASSISTANCE, BIA..... 15 108..... \$1,195				ABATEMENT, CONTROL, AND COMPLIANCE, EPA..... \$13			
INDIAN HOUSING ASSISTANCE, BIA..... 15 141..... \$707				AIR POLLUTION CONTROL RESEARCH GRANTS, RD..... 66 501..... \$40			
MINERAL INSTITUTE PROGRAM DIRECTION, SMRE..... 15 231..... \$136				CONSOLIDATED RESEARCH GRANTS, RD..... 66 500..... \$148			
NATIONAL WILDLIFE REFUGE FUND..... **				CONST GRNTS FOR WASTEWATER TREAT WORKS, WWM..... 66 618..... \$710			
OUTDOOR RECREATION-ADULT, DEV & PLG, HCRS..... 15 400..... \$275				TOXIC SUBSTANCE RESEARCH GRANTS, RD..... 66 507..... \$160			
PAYMENT IN LIEU OF TAXES, BLM..... \$977				WATER POLLUTION CON RES, DEV, DEMO GTS, RD..... 66 505..... \$117			
PAYMENTS-STATES & CNT-SALE OF NAT RES, BLM..... 18..... \$1,217				TOTAL - GRANT FUNDS..... \$1,187			
YOUNG ADULT CONS CORPS-GRNTS TO STATE, O/S..... 14 663..... \$1,614				AGENCY TOTAL - FEDERAL FUNDS..... \$1,187			
TOTAL - GRANT FUNDS..... \$6,122				GENERAL SERVICES ADMINISTRATION			
OTHER FEDERAL FUNDS				OTHER FEDERAL FUNDS			
ACQUISITION, CONSTRUCT. & MAINTENANCE, BLM..... 6..... \$803				FEDERAL BUILDINGS FUND..... \$553			
CONSOLIDATED WORKING FUND, BIA..... **				FEDERAL TELECOMMUNICATIONS FUND..... \$171			
CONSOLIDATED WORKING FUND, FWS..... 7..... \$52				GENERAL SUPPLY FUND, PERSONAL PROPERTY ACT..... \$909			
DEPARTMENTAL MANAGEMENT, O/S, INTERIOR..... \$1				TOTAL - OTHER FEDERAL FUNDS..... \$1,633			
FISHERY RESEARCH INFORMATION, FWS..... 13 604..... \$73				AGENCY TOTAL - FEDERAL FUNDS..... \$1,633			
GEO. MIN & WTR RES INVEST & TOPO MAP, GS..... 9..... \$889				INDIRECT FEDERAL SUPPORT *			
INDIAN SOCIAL SERVICES-CHILD WELFARE, BIA..... 15 103..... \$22				DONATION OF FEDERAL SURPLUS PERSONAL PROP..... 29 003..... (**)			
INDIAN SOCIAL SERVICES-GENERAL ASST., BIA..... 15 113..... \$2,990				NATIONAL AERONAUTICS AND SPACE ADMINISTRATION			
MANAGEMENT OF LANDS AND RESOURCES..... \$11,450				OTHER FEDERAL FUNDS			
OPERATION OF INDIAN PROGRAMS, BIA..... \$3,109				RESEARCH & DEV-SPACE SCIENCE, APPL & TECH..... \$744			
RESOURCE MANAGEMENT, FWS..... \$834				RESEARCH & DEV-SUPPORTING SPACE ACTIVITIES..... \$660			
SVC CHARGES, DEPOSITS AND FORTIFURES, BLM..... \$59				TOTAL - OTHER FEDERAL FUNDS..... \$1,404			
WILDLIFE RESEARCH INFORMATION, FWS..... 15 610..... \$95				AGENCY TOTAL - FEDERAL FUNDS..... \$1,404			
WORKING CAPITAL FUND, O/S, INTERIOR..... \$533				NATIONAL ENDOWMENT FOR THE ARTS			
YOUTH CONSERVATION CORPS, FS..... 16..... \$115				GRANT FUNDS			
TOTAL - OTHER FEDERAL FUNDS..... \$21,025				FOLK ARTS PROGRAMS..... 43 613..... \$11			
AGENCY TOTAL - FEDERAL FUNDS..... \$27,146				MUSIC PROGRAMS..... 43 007..... \$9			
DEPARTMENT OF LABOR				TOTAL - GRANT FUNDS..... \$20			
GRANT FUNDS				AGENCY TOTAL - FEDERAL FUNDS..... \$20			
COMPREHENSIVE EMPL & TRNG, PROGRAMS, ETA..... 17 233..... \$1,011				NATIONAL SCIENCE FOUNDATION			
EMPLOYMENT SERVICES (CETA-LMI), ETA..... 17 207..... \$1,360				GRANT FUNDS			
INDIAN EMPLOYMENT & TRAINING PROGRAM, ETA..... 17 234..... \$1,447				ASTRO, ATMOS, EARTH AND OCEAN SCIENCES..... 47 050..... \$4,888			
SUMMER YOUTH EMPLOYMENT PROGRAMS, ETA..... 17 232..... \$162				BIOLOGICAL, BEHAVIORAL, & SOCIAL SCIENCES..... 47 051..... \$309			
UNEMPLOYMENT INSURANCE, ETA..... 17 225..... \$3,198				MATHEMATICAL & PHYSICAL SCIENCE & ENGINEER..... 47 049..... \$43			
YOUTH COMMUNITY CONSERVATION & IMPROV, ETA..... 17 231..... \$45							
YOUTH EMPLOYMENT & TRAINING PROGRAMS, ETA..... 17 232..... \$234							
TOTAL - GRANT FUNDS..... \$7,457							
OTHER FEDERAL FUNDS							
FED UNEMPLOYMENT BENEFITS & ALLOWANCES, ETA..... 17 221..... \$965							

FEDERAL INFORMATION EXCHANGE SYSTEM COUNTY SUMMARIES - AGENCY OPERATIONS

(Dollar amounts in thousands)

	PROMOTION CODE	CTDA NO.	FY 1980 FUNDS		PROMOTION CODE	CTDA NO.	FY 1980 FUNDS
ALASKA—Con.				DEPARTMENT OF DEFENSE			
SCIENCE AND SOCIETY PROGRAM.....	47 038		\$57	OTHER FEDERAL FUNDS			
SCIENTIFIC PERSONNEL IMPROVEMENT.....	47 009		\$8	CIVILIAN PAY.....	15		\$351
TOTAL - GRANT FUNDS.....			\$5,305	MILITARY PRIME SERVICE CONTRACTS.....	3		\$341
AGENCY TOTAL - FEDERAL FUNDS.....			\$5,305	MILITARY PRIME SUPPLY CONTRACTS.....	3		\$140
OFFICE OF PERSONNEL MANAGEMENT				MILITARY RETIRED PAY.....	13		\$35
GRANT FUNDS				TOTAL - OTHER FEDERAL FUNDS.....			\$867
INTERGOVERNMENTAL PERSONNEL ASSISTANCE.....	37 012		\$90	AGENCY TOTAL - FEDERAL FUNDS.....			\$867
TOTAL - GRANT FUNDS.....			\$90	DEPARTMENT OF EDUCATION			
OTHER FEDERAL FUNDS				GRANT FUNDS			
CIVIL SERVICE RETIREMENT & DISABILITY FUND.....	8		\$4,151	EDUC DEPRIVED CHILDREN-LEA'S.....	84 010		\$4
TOTAL - OTHER FEDERAL FUNDS.....			\$4,151	INSTITUTE OF MUSEUM SERVICES.....	84 113		\$7
AGENCY TOTAL - FEDERAL FUNDS.....			\$4,241	SAFA-MAINTENANCE AND OPERATION.....	84 041		\$97
POSTAL SERVICE				TOTAL - GRANT FUNDS.....			\$107
OTHER FEDERAL FUNDS				AGENCY TOTAL - FEDERAL FUNDS.....			\$107
POSTAL SERVICE FUND.....	18		\$6,999	DEPARTMENT OF HEALTH AND HUMAN SERVICES			
TOTAL - OTHER FEDERAL FUNDS.....			\$6,999	OTHER FEDERAL FUNDS			
AGENCY TOTAL - FEDERAL FUNDS.....			\$6,999	HEALTH SERVICES, HSA.....			\$10
RAILROAD RETIREMENT BOARD				SOCIAL SECURITY-DISABILITY INSURANCE, SSA.....	17	13 007	\$82
OTHER FEDERAL FUNDS				SOCIAL SECURITY-RETIREMENT INSURANCE, SSA.....	17	13 003	\$387
RAILROAD RETIREMENT ACCOUNT.....	31	37 001	\$47	SOCIAL SECURITY-SURVIVORS INSURANCE, SSA.....	17	13 005	\$152
RAILROAD UNEMPLOYMENT INSURANCE A. COUNT.....	31	37 001	\$6	SUPPLEMENTAL SECURITY INCOME, SSA.....	12	13 007	\$17
TOTAL - OTHER FEDERAL FUNDS.....			\$52	TOTAL - OTHER FEDERAL FUNDS.....			\$648
AGENCY TOTAL - FEDERAL FUNDS.....			\$52	AGENCY TOTAL - FEDERAL FUNDS.....			\$648
SMALL BUSINESS ADMINISTRATION				DEPARTMENT OF HOUSING AND URBAN DEVELOPMENT			
OTHER FEDERAL FUNDS				INDIRECT FEDERAL SUPPORT *			
ECONOMIC OPPORTUNITY LOANS.....	59 003		\$25	PROPERTY IMPROVEMENT LOAN INSURANCE, H.....	14 147		(\$13)
PHYSICAL DISASTER LOANS.....	59 004		\$38	DEPARTMENT OF THE INTERIOR			
S & E, SMALL BUSINESS ADMINISTRATION.....			\$74	GRANT FUNDS			
TOTAL - OTHER FEDERAL FUNDS.....			\$137	OUTDOOR RECREATION-AQUIST, DEV & PLG, HCRS.....	13 400		\$3
AGENCY TOTAL - FEDERAL FUNDS.....			\$137	PAYMENT IN LIEU OF TAXES, BLM.....			\$86
INDIRECT FEDERAL SUPPORT *				TOTAL - GRANT FUNDS.....			\$89
SMALL BUSINESS LOANS.....	59 012		(\$3,436)	OTHER FEDERAL FUNDS			
TENNESSEE VALLEY AUTHORITY				CONSOLIDATED WORKING FUND, BIA.....			**
OTHER FEDERAL FUNDS			**	OPERATION OF INDIAN PROGRAMS, BIA.....			\$119
TENNESSEE VALLEY AUTHORITY FUND.....			**	TOTAL - OTHER FEDERAL FUNDS.....			\$119
TOTAL - OTHER FEDERAL FUNDS.....			**	AGENCY TOTAL - FEDERAL FUNDS.....			\$207
AGENCY TOTAL - FEDERAL FUNDS.....			**	DEPARTMENT OF JUSTICE			
VETERANS ADMINISTRATION				OTHER FEDERAL FUNDS			
OTHER FEDERAL FUNDS				S & E, IMMIGRATION AND NATURALIZATION SVC.....	18		\$39
AUTOS & SPECIAL EQUIPMENT, DISABLED VETS.....	12	64 100	\$1	TOTAL - OTHER FEDERAL FUNDS.....			\$39
COMPENSATION TO DEPENDENTS, VETS S/C DEATH.....	12	64 102	\$7	AGENCY TOTAL - FEDERAL FUNDS.....			\$39
DEPENDENTS INDEMNITY COMPENSATION (DIC).....	12	64 110	\$140	DEPARTMENT OF LABOR			
SONS, DAUGHTERS, WIVES & WIDOWS EDUCATION.....	12	64 117	\$23	OTHER FEDERAL FUNDS			
VETERANS DEATH PENSION.....	12	64 109	\$113	COAL MINE WORKERS' COMP (BLACK LUNG), ESA.....	9	17 307	\$49
VETERANS DISABILITY COMPENSATION.....	12	64 109	\$971	FED UNEMPLOYMENT BENEFITS & ALLOWANCES, ETA.....		17 211	\$32
VETERANS DISABILITY PENSION.....	12	64 104	\$125	SPECIAL UNEMPLOYMENT ASSISTANCE, ETA.....		17 275	\$9
VETERANS INSURANCE AND INDEMNITIES.....	12	64 103	\$237	TRADE ADJUSTMENT ASSISTANCE, ETA.....		17 400	**
VETERANS READJUSTMENT TRAINING.....	12	64 111	\$620	TOTAL - OTHER FEDERAL FUNDS.....			\$90
VETS BURIAL AWARDS & OTHER MISC BENEF PMT.....	12	64 101	\$25	AGENCY TOTAL - FEDERAL FUNDS.....			\$90
VOCATIONAL REHAB. TRNG. FOR DISABLED VETS.....	12	64 118	\$10	DEPARTMENT OF TRANSPORTATION			
TOTAL - OTHER FEDERAL FUNDS.....			\$2,272	GRANT FUNDS			
AGENCY TOTAL - FEDERAL FUNDS.....			\$2,272	AIRPORT DEVELOPMENT AND PROGRAM, FAA.....	70 107		\$501
INDIRECT FEDERAL SUPPORT *				HIGHWAY PLANNING AND CONSTRUCTION, FHWA.....	70 201		\$152
VETERANS GUARANTEED AND INSURED LOANS.....	64 114		(\$10,913)	TOTAL - GRANT FUNDS.....			\$653
COUNTY TOTAL - GRANT FUNDS.....			\$45,311	AGENCY TOTAL - FEDERAL FUNDS.....			\$653
COUNTY TOTAL - OTHER FEDERAL FUNDS.....			\$211,142	DEPARTMENT OF THE TREASURY			
COUNTY TOTAL - FEDERAL FUNDS.....			\$256,453	GRANT FUNDS			
COUNTY-HAINES				STATE AND LOCAL GOV FISCAL ASST TRUST FUND.....			\$93
DEPARTMENT OF AGRICULTURE				TOTAL - GRANT FUNDS.....			\$93
GRANT FUNDS				OTHER FEDERAL FUNDS			
EQUIP ASST PROG-SCHOOL FOOD SVC PROG, FNS.....	10	10 334	\$1	ADMINISTERING THE PUBLIC DEBT.....	18		**
FOOD STAMP BONUS COUPONS, FNS.....	1	10 331	\$335	S & E, UNITED STATES CUSTOMS SERVICE.....			\$28
TOTAL - GRANT FUNDS.....			\$336	TOTAL - OTHER FEDERAL FUNDS.....			\$28
OTHER FEDERAL FUNDS				AGENCY TOTAL - FEDERAL FUNDS.....			\$121
FOREST MANAGE, PROTECTION, AND UTILIZATION.....	18		\$263	INDIRECT FEDERAL SUPPORT *			
TOTAL - OTHER FEDERAL FUNDS.....			\$263	INTEREST ON THE PUBLIC DEBT.....	14		(\$242)
AGENCY TOTAL - FEDERAL FUNDS.....			\$599	GENERAL SERVICES ADMINISTRATION			
INDIRECT FEDERAL SUPPORT *				OTHER FEDERAL FUNDS			
FOOD DISTRIBUTION TO INSTITUTIONS, FNS.....	10	10 330	(**)	FEDERAL BUILDINGS FUND.....			\$56
FOOD DISTRIBUTION TO SCHOOLS, FNS.....	10	10 330	(**)	TOTAL - OTHER FEDERAL FUNDS.....			\$56
DEPARTMENT OF COMMERCE				AGENCY TOTAL - FEDERAL FUNDS.....			\$56
OTHER FEDERAL FUNDS				OFFICE OF PERSONNEL MANAGEMENT			
PERIODIC CENSUSES.....			\$4	OTHER FEDERAL FUNDS			
TOTAL - OTHER FEDERAL FUNDS.....			\$4	CIVIL SERVICE RETIREMENT & DISABILITY FUND.....	9		\$165
AGENCY TOTAL - FEDERAL FUNDS.....			\$4	TOTAL - OTHER FEDERAL FUNDS.....			\$165
				AGENCY TOTAL - FEDERAL FUNDS.....			\$165

FEDERAL INFORMATION EXCHANGE SYSTEM

COUNTY SUMMARIES - AGENCY OPERATIONS

[Dollar amounts in thousands]

	PROGRATION CODE	CDA NO.	FY 1980 FUNDS
ALASKA—Con.			
POSTAL SERVICE			
OTHER FEDERAL FUNDS			
POSTAL SERVICE FUND	13		\$148
TOTAL - OTHER FEDERAL FUNDS			\$148
AGENCY TOTAL - FEDERAL FUNDS			\$148
VETERANS ADMINISTRATION			
OTHER FEDERAL FUNDS			
AUTOS & SPECIAL EQUIPMENT, DISABLED VETS	13	04 100	**
COMPENSATION TO DEPENDENTS, VETS S/C DEATH	13	04 101	**
DEPENDENTS INDEMNITY COMPENSATION (DKC)	13	04 110	\$4
SONS, DAUGHTERS, WIVES & WIDOWS EDUCATION	13	04 112	\$1
VETERANS DEATH PENSION	13	04 105	\$4
VETERANS DISABILITY COMPENSATION	13	04 108	\$31
VETERANS DISABILITY PENSION	13	04 104	\$4
VETERANS INSURANCE AND INDEMNITIES	13	04 103	\$8
VETERANS READJUSTMENT TRAINING	13	04 111	\$20
VETS BURIAL AWARDS & OTHER VASC BENEF PMT	13	04 101	\$1
VOCATIONAL REHAB. TRNG. FOR DISABLED VETS	13	04 116	**
TOTAL - OTHER FEDERAL FUNDS			\$73
AGENCY TOTAL - FEDERAL FUNDS			\$73
COUNTY TOTAL - GRANT FUNDS			\$1,277
COUNTY TOTAL - OTHER FEDERAL FUNDS			\$2,499
COUNTY TOTAL - FEDERAL FUNDS			\$3,777

COUNTY-JUNEAU

	PROGRATION CODE	CDA NO.	FY 1980 FUNDS
DEPARTMENT OF AGRICULTURE			
GRANT FUNDS			
CHILD CARE FOOD PROGRAM, FNS	10	10 354	\$97
FED-STATE MARKETING IMPROVEMENT PROG. AAS	2	10 154	\$31
FOOD DISTRIBUTION-OTHER PROGRAM COSTS, FNS	10	10 350	\$59
FOOD STAMP BONUS COUPONS, FNS	10	10 351	\$717
NUTRITION PROGRAMS FOR THE ELDERLY, FNS	11	10 350	\$25
SPECIAL MILK PROGRAM FOR CHILDREN, FNS	10	10 354	\$10
STATE ADMIN MATCH GRTS-FOOD STAMP PRG, FNS	10	10 361	\$1,242
STATE ADMIN. EXP. FOR CHILD NUTRITION, FNS	4	10 360	\$194
SUPP. FOOD-WOMEN, INFANTS & CHILDREN, FNS	10	13 537	\$154
TOTAL - GRANT FUNDS			\$2,532
OTHER FEDERAL FUNDS			
BRUSH DISPOSAL, FS	10		\$2
FOOD STAMP PROGRAM ADMINISTRATION, FNS	10		\$59
FOREST MANAGE, PROTECTION, AND UTILIZATION	10		\$9,702
RIVER BASIN SURVEYS & INVESTIGATIONS, SCS			\$79
TIMBER SALVAGE SALES, FS	10		\$1
WORKING CAPITAL FUND, FS	10		\$853
YOUTH CONSERVATION CORPS, FS	10	10 041	\$98
TOTAL - OTHER FEDERAL FUNDS			\$10,794
AGENCY TOTAL - FEDERAL FUNDS			\$13,326

INDIRECT FEDERAL SUPPORT *			
DONATION OF COMM. TO SCHOOL LUNCH, FNS	10	10 350	(\$6)
FOOD DISTRIBUTION TO INSTITUTIONS, FNS	10	10 350	(\$28)
RURAL ELECTRIC LOANS & LN. GUARANTEES, REA	2	10 030	(\$380)

	PROGRATION CODE	CDA NO.	FY 1980 FUNDS
DEPARTMENT OF COMMERCE			
GRANT FUNDS			
ANADROMOUS & GREAT LAKES FISH. CONTS., NMFS	7	11 401	\$417
ECON DEV-GRANTS TO STATES, EDA		11 304	\$450
ECON DEV-SUPPORT FOR PLANNING ORGS, EDA		11 307	\$61
TOTAL - GRANT FUNDS			\$928
OTHER FEDERAL FUNDS			
CENSUS SPECIAL TABULATIONS AND SERVICES		11 005	**
COASTAL ENERGY IMPACT FUND	3		\$366
COASTAL ZONE MANAGEMENT	1		\$892
COASTAL ZONE MANAGEMENT PROGRAM ADM., NOAA	1	11 410	\$2,250
CONSOLIDATED WORKING FUND, CENSUS			\$4
CONSOLIDATED WORKING FUND, NOAA	7		\$1,124
CURRENT STATISTICAL PROGRAMS, CENSUS			\$3
NAUTICAL CHARTS AND RELATED DATA, NOAA	7	11 401	**
OPERATIONS, RESEARCH, AND FACILITIES, NOAA	7		\$8,867
PERIODIC CENSUSES			\$70
WEATHER & RIVER FORECASTS & WARNINGS, NWS	7		\$477
TOTAL - OTHER FEDERAL FUNDS			\$14,053
AGENCY TOTAL - FEDERAL FUNDS			\$14,981

	PROGRATION CODE	CDA NO.	FY 1980 FUNDS
DEPARTMENT OF DEFENSE			
OTHER FEDERAL FUNDS			
MIL FUNCTIONS PRIME CONTRACTS	3		\$103
MILITARY PAY	10		\$169
MILITARY ACTIVE DUTY PAY	10		\$73
MILITARY P TIME SUPPLY CONTRACTS	3		\$2,950
MILITARY RESERVE AND NATIONAL GUARD PAY	10		\$1,271
MILITARY RETIRED PAY	10		\$574
TOTAL - OTHER FEDERAL FUNDS			\$5,140
AGENCY TOTAL - FEDERAL FUNDS			\$5,140

DEPARTMENT OF EDUCATION

	PROGRATION CODE	CDA NO.	FY 1980 FUNDS
GRANT FUNDS			
ADULT EDUCATION-STATE-ADMINISTERED PROGRAM		04 007	\$480
BASIC EDUCATIONAL OPPORTUNITY GRANT PROG		04 043	\$32
BASIC SKILLS IMPROVEMENT		04 105	\$100
CAREER EDUCATION STATE ALLOTMENT PROGRAM		04 104	\$128
CENTERS FOR INDEPENDENT LIVING		04 175	\$200
CIVIL RIGHTS TECHNICAL ASST. AND TRAINING		04 004	\$83
COLLEGE LIBRARY RESOURCES		04 005	\$2
COMMUNITY EDUCATION		04 081	\$45
EDUC DEPRIVED CHILDREN-LEA'S		04 010	\$137
EDUC FOR GIFTED & TALENTED CHILDREN & YTH		04 080	\$166
EDUCATIONAL INFORMATION CENTERS		04 090	\$50
GRTS TO STATES FOR STATE STUDENT INCENTIVE		04 049	\$169
HANDICAPPED JNCOY PROG-DEAF-BLIND CENTERS		04 075	\$172
HANDICAPPED PERSONNEL PREPARATION		04 077	\$150
HANDICAPPED PRESCHOOL AND SCHOOL PROGRAMS		04 077	\$15
INDIAN ED-FELLOWSHIPS FOR INDIAN STUDENTS		04 087	\$3
INDIAN ED-GRANTS TO LOCAL EDUCATIONAL AGCY		04 040	\$232
INSTRUCT MATERIALS AND SCHOOL LIBRARY RES		04 084	\$367
INTERLIBRARY COOPERATION		04 035	\$45
NAT DIFFUSION PRG (NAT DIFFUSION NETWORK)		04 073	\$46
NATIONAL DEFENSE/DIRECT STUDENT LOANS		04 034	\$21
NATL DEFENSE/DIR STUDENT LN CANCELLATIONS		04 037	\$2
PUBLIC LIBRARY SERVICES		04 034	\$297
REHABILITATION SERVICES-BASIC SUPPORT		04 170	\$3,003
REHABILITATION SERVICES-SPECIAL PROJECTS		04 170	\$36
REHABILITATION SVCS-INNOVATION & EXPANSION		04 170	\$50
REHABILITATION TRAINING		04 177	\$18
SAFE-MAINTENANCE AND OPERATION		04 041	\$16,973
STATE POSTSECONDARY ED-INTRASTATE PLANNING		04 071	\$32
SUPPLEMENTAL EDUCATIONAL OPPORTUNITY GRTS		04 007	\$13
TEACHER CENTERS		14 000	\$12
TEACHER CORPS-OPERATIONS AND TRAINING		04 045	\$33
UNIVERSITY COMMUNITY SERVICE GRTS TO STATES		04 046	\$71
VOC REHAB SVC SS DISABILITY BENEFICIARIES		04 127	\$199
VOCATIONAL ED-STATE ADVISORY COUNCILS		04 051	\$47
WOMEN'S EDUCATIONAL EQUITY		04 043	\$120
TOTAL - GRANT FUNDS			\$23,548

OTHER FEDERAL FUNDS			
RESEARCH AND RELATED ACTIVITIES, ED			\$605
S & E, DEPARTMENTAL MANAGEMENT, ED			\$4
SUPPLEMENTAL SECURITY INCOME PROGRAM			\$125
TOTAL - OTHER FEDERAL FUNDS			\$734
AGENCY TOTAL - FEDERAL FUNDS			\$24,283

DEPARTMENT OF ENERGY

OTHER FEDERAL FUNDS			
POWER MARKETING-RESOURCE APPLICATIONS	7		\$1,725
TOTAL - OTHER FEDERAL FUNDS			\$1,725
AGENCY TOTAL - FEDERAL FUNDS			\$1,725

DEPARTMENT OF HEALTH AND HUMAN SERVICES

	PROGRATION CODE	CDA NO.	FY 1980 FUNDS
GRANT FUNDS			
ALCOHOL CLINICAL TRAINING PROGRAMS, ADMHA		13 274	\$30
ALCOHOL FORMULA GRANTS, ADMHA		13 257	\$200
ALCOHOLISM TREATMENT AND REHAB PRGS, ADMHA		13 252	\$58
ASSISTANCE PAYMENTS-MAINTENANCE ASST., SSA	10	13 008	\$15,689
ASSISTANCE PAYMENTS-STATE & LOCAL TRG, SSA	10	13 010	\$56
CHILD DEVELOPMENT-HEAD START, OS		13 600	\$345
CHILD SUPPORT ENFORCEMENT, SSA		13 079	\$2,649
CHILD WELFARE SERVICES, OS		13 045	\$140
CHILDHOOD IMMUNIZATION GRANTS, CDC		13 214	\$156
COMP PUBLIC HLTH SVCS FORMULA GRANTS, HSA		13 210	\$246
CRIPPLED CHILDREN'S SERVICES, HSA		13 211	\$384
DEV DISABILITIES-BASIC SUPPORT, OS		13 030	\$252
DRUG ABUSE CLINICAL TRAINING PRGS, ADMHA		13 260	\$31
DRUG ABUSE COMMUNITY SERVICE PRGS., ADMHA		13 255	\$191
DRUG ABUSE EDUCATION PROGRAMS, ADMHA		13 275	\$56
DRUG ABUSE PREVENTION FORMULA GRTS., ADMHA		13 269	\$209
EMERGENCY MEDICAL SERVICES, HSA		13 264	\$600
HEALTH EDUCATION-RISK REDUCTION, CDC		13 061	\$509
HEALTH PLANNING-HEALTH SYSTEMS AGCIES, HRA		13 294	\$391
HYPERTENSION PROGRAM, HSA		13 047	\$24
MATERNAL AND CHILD HEALTH SERVICES, HSA		13 232	\$757
MEDICAL ASSISTANCE PROGRAM, HCFA		13 214	\$22,400
MENTAL HEALTH TRAINING GRANTS, ADMHA		13 264	\$156
NATIVE AMERICAN PROGRAMS, OS		13 013	\$88
PHS-VENEREAL DISEASE CONTROL GRANTS, CDC		13 077	\$180
PROG FOR AGING-NUTRITION SERVICES, OS		13 043	\$1,587
PROG FOR AGING-STATE & COMMUNITY PRGS, OS		13 032	\$1,528
PROG FOR AGING-TRAINING, OS		13 037	\$20
SOC SVCS LOW INCOME AND PUB ASST RECIP, OS		13 042	\$6,142
SPEC ALCOHOLISM PROJ-IMPL UNIF ACT, ADMHA		13 290	\$181
STATE HEALTH PLANNING & DEV. AGENCIES, HRA		13 243	\$433
STATE HLTH C-R PROVIDER SURVEY CERT, HCFA		13 277	\$196
WORK INCENTIVE PROGRAM, OS		13 046	\$363
TOTAL - GRANT FUNDS			\$56,046

FEDERAL INFORMATION EXCHANGE SYSTEM COUNTY SUMMARIES - AGENCY OPERATIONS

[Dollar amounts in thousands]

	PROGRATION CODE	CDA NO.	FY 1980 FUNDS		PROGRATION CODE	CDA NO.	FY 1980 FUNDS				
ALASKA—Con.											
OTHER FEDERAL FUNDS											
IMMUNITATION ON SALARIES AND EXPENSES, SSA			\$414	VOCATIONAL ED-STATE PLNGG & EVALUATE, ETA	3	84 121	\$36				
MEDICARE-HOSPITAL INSURANCE, HCFA	13 773		\$1,445	WORK INCENTIVES PROGRAM, ETA	3	13 844	\$749				
MEDICARE-SUPP. MEDICAL INSURANCE, HCFA	13 774		\$536	YOUTH COMMUNITY CONSERVATION & IMPROV, ETA	3	17 777	\$386				
REFUGEE ASST-STATE ADMINISTERED PRGS, SSA	13 814		\$10	YOUTH EMPLOYMENT & TRAINING PROGRAMS, ETA	3	17 778	\$1,193				
SOCIAL SECURITY-DISABILITY INSURANCE, SSA	12		\$485	TOTAL - GRANT FUNDS			\$26,765				
SOCIAL SECURITY-RETIREMENT INSURANCE, SSA	12		\$2,968	OTHER FEDERAL FUNDS							
SOCIAL SECURITY-SURVIVORS INSURANCE, SSA	12		\$1,346	FED UNEMPLOYMENT BENEFITS & ALLOWANCES, ETA	17 775		\$285				
SS PAY STATES FOR DETERMIN OF DISABN, SSA			\$446	SPECIAL UNEMPLOYMENT ASSISTANCE, ETA	17 775		\$80				
SUPPLEMENTAL SECURITY INCOME, SSA	12		\$227	TRADE ADJUSTMENT ASSISTANCE, ETA	17 400		**				
TOTAL - OTHER FEDERAL FUNDS			\$7,878	TOTAL - OTHER FEDERAL FUNDS			\$366				
AGENCY TOTAL - FEDERAL FUNDS			\$63,924	AGENCY TOTAL - FEDERAL FUNDS			\$26,531				
DEPARTMENT OF HOUSING AND URBAN DEVELOPMENT											
GRANT FUNDS											
CJMM DEV BLOCK GRNTS-SMALL CITIES/DISC, CPD	14 319		\$120	AIRPORT PLANNING GRANT PROGRAM, FAA	20 103		\$214				
PUBLIC HOUSING ASSISTANCE PROGRAM, H	14 146		\$1,318	HIGHWAY PLANNING AND CONSTRUCTION, FHWA	20 205		\$27,289				
TOTAL - GRANT FUNDS			\$1,438	HIGHWAY STUDIES, FHWA	20 205		\$6				
OTHER FEDERAL FUNDS				TECHNICAL STUDIES PROGRAM, UMTA	20 505		\$40				
SECTION 8-LOWER INCOME HOUSING ASST PRG, H	14 154		\$203	TOTAL - GRANT FUNDS			\$27,549				
TOTAL - OTHER FEDERAL FUNDS			\$203	OTHER FEDERAL FUNDS							
AGENCY TOTAL - FEDERAL FUNDS			\$1,641	ACQUISITION, CONSTRUCTION & IMPROVE., CG			\$2				
INDIRECT FEDERAL SUPPORT *											
MOBILE HOME LOAN INSURANCE, H	14 310		(\$226)	COAST GUARD SUPPLY FUND			\$100				
PROPERTY IMPROVEMENT LOAN INSURANCE, H	14 142		(\$6)	FACILITIES AND EQUIPMENT, A/A TRUST FUND			\$60				
DEPARTMENT OF THE INTERIOR											
GRANT FUNDS											
ANADROMOUS FISH CONSERVATION, FWS	4	15 400	\$197	OPERATING EXPENSES, CG			\$5,137				
ENDANGERED SPECIES CONSERVATION, FWS	4	15 811	\$20	OPERATIONS AND RESEARCH, NHTSA			\$11				
FISH RESTORATION (DJ), FWS	4	15 405	\$1,455	OPERATIONS, FAA			\$1,927				
INDIAN EMPLOYMENT ASSISTANCE, BIA		15 108	\$1,316	POLLUTION FUND, CG			\$2,613				
INDIAN HOUSING ASSISTANCE, BIA		15 111	0	RETIRED PAY, CG			\$55				
INDIAN LOANS-ECONOMIC DEVELOPMENT, BIA		15 134	0	TOTAL - OTHER FEDERAL FUNDS			\$9,905				
OUTDOOR RECREATION-AQUIST, DEV & PLG, HCRS		15 400	4	AGENCY TOTAL - FEDERAL FUNDS			\$37,455				
REC SURFACE MIN & SRF EFF UNDRGRD MIN, SHARE		15 250	\$100	DEPARTMENT OF THE TREASURY							
WILDLIFE RESTORATION, FWS	4	15 611	\$3,522	GRANT FUNDS							
TOTAL - GRANT FUNDS			\$7,709	FISCAL ASSISTANCE TO STATE GOVERNMENT, ORS	31 300		\$7,682				
OTHER FEDERAL FUNDS				STATE AND LOCAL GOV FISCAL ASST TRUST FLND			\$779				
CONSOLIDATED WORKING FUND, BIA			\$159	TOTAL - GRANT FUNDS			\$8,461				
CONSOLIDATED WORKING FUND, BUREAU OF MINES			\$48	OTHER FEDERAL FUNDS							
CONSOLIDATED WORKING FUND, FWS	7		\$10	ADMINISTERING THE PUBLIC DEBT	10		\$6				
CONSTRUCTION, BUREAU OF INDIAN AFFAIRS			\$2	CLAIMS, JUDGMENTS, AND RELIEF ACTS			\$5				
CONSTRUCTION, NATIONAL PARK SERVICE	10		\$12	EXAMINATIONS AND APPEALS, IRS	19		\$41				
FEDERAL AID IN WILDLIFE RESTORATION	7		\$5	INVESTIGATIONS AND COLLECTIONS, IRS	19		\$111				
GEOL, MIN & WTR RES INVEST & TOPO MAP, GS	0		\$322	S & E, UNITED STATES CUSTOMS SERVICE			\$83				
INDIAN SOCIAL SERVICES-CHILD WELFARE, BIA		15 103	\$74	TOTAL - OTHER FEDERAL FUNDS			\$246				
INDIAN SOCIAL SERVICES-GENERAL ASST., BIA		15 113	\$3,525	AGENCY TOTAL - FEDERAL FUNDS			\$8,707				
LIQUIDATION-MOONAH HOUSING PRJ REV FD, BIA			\$20	INDIRECT FEDERAL SUPPORT *							
MIGRATORY BIRD CONSERVATION ACCOUNT	7		\$23	INTEREST ON THE PUBLIC DEBT	10		(\$1,628)				
MINES AND MINERALS			\$1,686	ACTION							
OPERATION AND MAINTENANCE, APA	7		\$12	OTHER FEDERAL FUNDS							
OPERATION OF INDIAN PROGRAMS, BIA			\$12,939	OPERATING EXPENSES, INTERNATIONAL PROGRAMS			\$15				
OPERATION OF THE NATIONAL PARK SYSTEM	10		\$582	TOTAL - OTHER FEDERAL FUNDS			\$15				
RESOURCE MANAGEMENT, FWS	7		\$697	AGENCY TOTAL - FEDERAL FUNDS			\$15				
ROAD CONSTRUCTION, BIA			\$514	COMMUNITY SERVICES ADMINISTRATION							
WORKING CAPITAL FUND, O/S, INTERIOR			\$63	GRANT FUNDS							
TOTAL - OTHER FEDERAL FUNDS			\$20,693	EMERGENCY ENERGY CONSERVATION SERVICES	49 014		\$905				
AGENCY TOTAL - FEDERAL FUNDS			\$28,401	STATE ECONOMIC OPPORTUNITY OFFICES	49 013		\$134				
INDIRECT FEDERAL SUPPORT *											
INDIAN LOAN GUARANTY & INSURANCE FUND, BIA			(\$1,327)	TOTAL - GRANT FUNDS			\$1,039				
AGENCY TOTAL - FEDERAL FUNDS			(\$1,327)	AGENCY TOTAL - FEDERAL FUNDS			\$1,039				
DEPARTMENT OF JUSTICE											
GRANT FUNDS											
ANTITRUST ENFORCEMENT GRANTS, OMF	7	16 700	\$85	ENVIRONMENTAL PROTECTION AGENCY							
CRIMINAL JUSTICE STATISTICS DEVELOP, BJS		16 550	\$122	GRANT FUNDS							
CRIMINAL JUSTICE-PART D FORMULA GRIS, LEAA		16 530	\$639	CONSTRUCTION MANAGEMENT ASST. GRANTS, WYM	44 438		\$279				
JADP-ALLOCATION TO STATES, LEAA		16 540	\$275	TOTAL - GRANT FUNDS			\$279				
PART E-NATIONAL PRIORITY PRG GRANTS, LEAA		16 537	\$84	AGENCY TOTAL - FEDERAL FUNDS			\$279				
PART F-DISCRETIONARY GRANTS, LEAA		16 531	\$437	GENERAL SERVICES ADMINISTRATION							
TOTAL - GRANT FUNDS			\$1,592	OTHER FEDERAL FUNDS							
AGENCY TOTAL - FEDERAL FUNDS			\$1,592	FEDERAL BUILDINGS FUND			\$457				
DEPARTMENT OF LABOR											
GRANT FUNDS											
COMPREHENSIVE EMPL. & TRNG. PROGRAMS, ETA	3	17 232	\$15,969	FEDERAL TELECOMMUNICATIONS FUND			\$674				
EMPLOYMENT SERVICES (CF A-LMI), ETA	3	17 207	\$631	WORKING CAPITAL FUND, GEN ACTIVITIES, GSA			\$544				
FEDERAL FOOD STAMP PROGRAM, ETA		10 541	\$683	TOTAL - OTHER FEDERAL FUNDS			\$1,675				
INDIAN EMPLOYMENT & TRAINING PROGRAM, ETA	3	17 234	\$2,155	AGENCY TOTAL - FEDERAL FUNDS			\$1,675				
OPERATIONAL GRANTS, OSHA		17 500	\$1,022	NATIONAL ENDOWMENT FOR THE ARTS							
SENIOR COMMUNITY SVC EMPLOYMENT PRG, ETA	0	17 235	\$1,115	GRANT FUNDS							
SPECIAL PRGS/ACTIVITIES DISADVANTAGED, ETA	3	17 241	\$209	EXPANSION ARTS PROGRAMS	43 010		\$5				
STATISTICAL OPERATIONAL GRANTS, OSHA		17 500	\$61	LITERATURE PROGRAMS	43 004		\$10				
YOUTH TOYH EMPLOYMENT PROGRAMS, ETA	0	17 237	\$1,204	MUSIC PROGRAMS	43 001		\$5				
UNEMPLOYMENT INSURANCE, ETA		17 233	\$752	TOTAL - GRANT FUNDS			\$20				
				AGENCY TOTAL - FEDERAL FUNDS			\$20				
				INDIRECT FEDERAL SUPPORT *							
				MUSIC PROGRAMS	43 005		(\$5)				



FEDERAL INFORMATION EXCHANGE SYSTEM COUNTY SUMMARIES - AGENCY OPERATIONS

[Dollar amounts in thousands]

	PROGRATION CODE	CFDA NO.	FY 1980 FUNDS		PROGRATION CODE	CFDA NO.	FY 1980 FUNDS
ALASKA—Con.							
NATIONAL SCIENCE FOUNDATION							
GRANT FUNDS							
SCIENTIFIC, TECHNOLOGICAL, & INTL. AFFAIRS		47 058	\$1	WORKING CAPITAL FUND, FS	18		\$13
TOTAL - GRANT FUNDS			\$1	YOUTH CONSERVATION CORPS, FS	18	10 041	\$66
AGENCY TOTAL - FEDERAL FUNDS			\$1	TOTAL - OTHER FEDERAL FUNDS			\$1,095
OFFICE OF PERSONNEL MANAGEMENT				AGENCY TOTAL - FEDERAL FUNDS			
OTHER FEDERAL FUNDS							
CIVIL SERVICE RETIREMENT & DISABILITY FUND			\$1,384	INDIRECT FEDERAL SUPPORT *			
TOTAL - OTHER FEDERAL FUNDS			\$1,384	BUSINESS AND INDUSTRIAL LOANS, FMMA	10 472		(\$1,800)
AGENCY TOTAL - FEDERAL FUNDS			\$1,384	COMMUNITY FACILITIES LOANS, FMMA	10 473		(\$2,722)
POSTAL SERVICE							
OTHER FEDERAL FUNDS							
POSTAL SERVICE FUND		18	\$2,296	DONATION OF COMM. TO SCHOOL LUNCH, FHS	10	10 530	(\$9)
TOTAL - OTHER FEDERAL FUNDS			\$2,296	FARM OPERATING LOANS, FMMA	10 400		(\$5)
AGENCY TOTAL - FEDERAL FUNDS			\$2,296	FOOD DISTRIBUTION TO INSTITUTIONS, FHS	10	10 550	(\$10)
RAILROAD RETIREMENT BOARD							
OTHER FEDERAL FUNDS							
RAILROAD RETIREMENT ACCOUNT	21	37 001	\$36	FOOD DISTRIBUTION TO SCHOOLS, FHS	10	10 550	(\$84)
RAILROAD UNEMPLOYMENT INSURANCE ACCOUNT	21	37 001	\$3	LOW TO MODERATE INCOME HOUSING LOANS, FMMA	10 410		(\$5,164)
TOTAL - OTHER FEDERAL FUNDS			\$39	RURAL RENTAL HOUSING LOANS, FMMA	10 415		(\$320)
AGENCY TOTAL - FEDERAL FUNDS			\$39	RURAL TELEPHONE LNS. & UN. GUARANTEES, REA	10 851		(\$13,895)
SMALL BUSINESS ADMINISTRATION				DEPARTMENT OF COMMERCE			
OTHER FEDERAL FUNDS				GRANT FUNDS			
PHYSICAL DISASTER LOANS		59 008	\$1	ECON DEV-GRANTS & LOANS-PUBLIC WORKS, EDA	11 300		\$1,260
TOTAL - OTHER FEDERAL FUNDS			\$1	ECON DEV-SUPPORT FOR PLANNING ORGS, EDA	11 300		\$54
AGENCY TOTAL - FEDERAL FUNDS			\$1	TOTAL - GRANT FUNDS			\$1,314
INDIRECT FEDERAL SUPPORT *				OTHER FEDERAL FUNDS			
SMALL BUSINESS LOANS		59 012	(\$419)	CENSUS SPECIAL TABULATIONS AND SERVICES	11 005		**
VETERANS ADMINISTRATION							
OTHER FEDERAL FUNDS							
AUTOS & SPECIAL EQUIPMENT, DISABLED VETS	12	64 100	**	CONSOLIDATED WORKING FUND, CENSUS			\$6
COMMUNITY NURSING HOME CARE		64 002	\$227	CONSOLIDATED WORKING FUND, NOAA	7		\$4
COMPENSATION TO DEPENDENTS, VETS S/C DEATH	12	64 102	\$2	OPERATIONS, RESEARCH, AND FACILITIES, NOAA	7		\$49
DEPENDENTS INDEMNITY COMPENSATION (DIK)	12	64 110	\$46	PERIODIC CENSUSES			\$117
GENERAL OPERATING EXPENSES			\$1,369	WEATHER & RIVER FORECASTS & WARNINGS, NWS	7		**
MEDICAL ADMIN. & MISC. OPERATING EXPENSES			\$3	TOTAL - OTHER FEDERAL FUNDS			\$176
SONS, DAUGHTERS, WIVES & WIDOWS EDUCATION	12	64 117	\$8	AGENCY TOTAL - FEDERAL FUNDS			\$1,490
VETERANS DEATH PENSION	12	64 105	\$37	INDIRECT FEDERAL SUPPORT *			
VETERANS DISABILITY COMPENSATION	12	64 109	\$318	FISHERY VESSEL OBLIGATION GUARANTEES, NMFS	8	11 415	(\$2,198)
VETERANS DISABILITY PENSION	12	64 104	\$41	DEPARTMENT OF DEFENSE			
VETERANS HOSPITALIZATION		64 009	\$20,777	OTHER FEDERAL FUNDS			
VETERANS INSURANCE AND INDEMNITIES	12	64 103	\$78	CIVIL FUNCTIONS PRIME CONTRACTS	8		\$133
VETERANS READJUSTMENT TRAINING	12	64 111	\$203	CIVILIAN PAY	13		\$164
VETS BURIAL AWARDS & OTHER MUSC BENEF PMT	12	64 101	\$8	MILITARY ACTIVE DUTY PAY	13		\$54
VOCATIONAL REHAB. TRNG. FOR DISABLED VETS	12	64 116	\$3	MILITARY PRIME SUPPLY CONTRACTS	8		\$2,755
TOTAL - OTHER FEDERAL FUNDS			\$23,121	MILITARY RESERVE AND NATIONAL GUARD PAY	13		\$13
AGENCY TOTAL - FEDERAL FUNDS			\$23,121	MILITARY RETIRED PAY	13		\$619
INDIRECT FEDERAL SUPPORT *				DEPARTMENT OF EDUCATION			
VETERANS GUARANTEED AND INSURED LOANS		64 114	(\$1,600)	GRANT FUNDS			
WATER RESOURCES COUNCIL				BASIC EDUCATIONAL OPPORTUNITY GRANT PROG			
GRANT FUNDS				64 043			
WATER RESOURCES PLANNING		43 001	\$252	COLLEGE LIBRARY RESOURCES	64 005		\$2
TOTAL - GRANT FUNDS			\$252	EDUC DEPRIVED CHILDREN-LEA'S	64 010		\$192
AGENCY TOTAL - FEDERAL FUNDS			\$252	SAFE-MAINTENANCE AND OPERATION	64 041		\$491
COUNTY TOTAL - GRANT FUNDS			\$157,559	TOTAL - GRANT FUNDS			\$789
COUNTY TOTAL - OTHER FEDERAL FUNDS			\$100,267	AGENCY TOTAL - FEDERAL FUNDS			\$789
COUNTY TOTAL - FEDERAL FUNDS			\$257,825	DEPARTMENT OF ENERGY			
COUNTY-KENAI PENINSULA				GRANT FUNDS			
DEPARTMENT OF AGRICULTURE				GEOTHERMAL/HYDROTHERMAL-RESOURCE APPLIC			
GRANT FUNDS				7			
AGRICULTURAL CONSERVATION PROGRAM, ASCS		10 062	\$42	STATE & LOCAL-CONSERV & SOLAR APPLICATION	7	81 052	\$70
FOOD STAMP BONUS COUPONS, FNS	1	10 351	\$2,084	TOTAL - GRANT FUNDS			\$75
NATIONAL SCHOOL LUNCH PROGRAM-CASH, FNS	10	10 333	\$287	AGENCY TOTAL - FEDERAL FUNDS			\$75
SPECIAL MILK PROGRAM FOR CHILDREN, FNS	10	10 350	\$9	DEPARTMENT OF HEALTH AND HUMAN SERVICES			
TOTAL - GRANT FUNDS			\$2,422	GRANT FUNDS			
OTHER FEDERAL FUNDS				ALCOHOLISM TREATMENT AND REHAB PRGS, ADMAHA			
CONSERVATION OPERATIONS, SCS			\$2		13 213		\$118
FOREST MANAGE, PROTECTION, AND UTILIZATION	18		\$830	TOTAL - GRANT FUNDS			\$118
NATIONAL WOOD ACT PAYMENTS, CCC		10 058	\$4	OTHER FEDERAL FUNDS			
S & E, ASCS			\$3	HEALTH SERVICES, HSA			\$37
S & E, FARMERS HOME ADMINISTRATION			\$87	MEDICARE-HOSPITAL INSURANCE, HCFA	13 273		\$113
SNOW SURVEY & WATER SUPPL. FORECASTING, SCS		10 907	\$5	MEDICARE-SUPP. MEDICAL INSURANCE, HCFA	13 274		\$118
SOIL AND WATER CONSERVATION, SCS		10 907	\$37	SOCIAL SECURITY-DISABILITY INSURANCE, SSA	13	13 902	\$843
SOIL SURVEY, SCS		10 903	\$49	SOCIAL SECURITY-RETIREMENT INSURANCE, SSA	13	13 803	\$2,861
				SOCIAL SECURITY-SURVIVORS INSURANCE, SSA	13	13 803	\$1,641
				SUPPLEMENTAL SECURITY INCOME, SSA	13	13 807	\$249
				TOTAL - OTHER FEDERAL FUNDS			\$5,861
				AGENCY TOTAL - FEDERAL FUNDS			\$5,979
				DEPARTMENT OF HOUSING AND URBAN DEVELOPMENT			
				GRANT FUNDS			
				COMM DEV BLOCK GRNTS-SMALL CITIES/DISC, CPD	16 310		\$230
				TOTAL - GRANT FUNDS			\$230
				OTHER FEDERAL FUNDS			
				SECTION B-LOWER INCOME HOUSING ASST PRG, H	16 136		\$134
				TOTAL - OTHER FEDERAL FUNDS			\$134
				AGENCY TOTAL - FEDERAL FUNDS			\$364
				INDIRECT FEDERAL SUPPORT *			
				MOBILE HOME LOAN INSURANCE, H	16 110		(\$21)
				MORTGAGE INSURANCE-HOMES, H	16 117		(\$69)

FEDERAL INFORMATION EXCHANGE SYSTEM COUNTY SUMMARIES - AGENCY OPERATIONS

(Dollar amounts in thousands)

	PROGATION CODE	CFDA NO.	FY 1990 FUNDS
ALASKA—Con.			
PROPERTY IMPROVEMENT LOAN INSURANCE, H		14 143 ..	\$24)
DEPARTMENT OF THE INTERIOR			
GRANT FUNDS			
NATIONAL WILDLIFE REFUGE FUND			**
OUTDOOR RECREATION-AQUIST, DEV & PLG, HORS		13 400 ..	\$150
PAYMENT IN LIEU OF TAXES, BLM			\$681
TOTAL - GRANT FUNDS			\$830
OTHER FEDERAL FUNDS			
CONSTRUCTION AND ANADROMOUS FISH	7		\$17
CONTRIBUTED FUNDS, FWS	7		**
DEVELOPMENT AND OPER-RECREATIONAL FAC, FWS	7		\$7
NATIONAL WILDLIFE REFUGE FUND	7		\$32
RESOURCE MANAGEMENT, FWS	7		\$586
ROAD CONSTRUCTION, BLM			\$678
SUPPORT FISH TECHNICAL ASSISTANCE, FWS	7	13 406 ..	\$9
WILDLIFE RESEARCH INFORMATION, FWS	7	13 610 ..	\$100
WORKING CAPITAL FUND, O/S, INTERIOR			\$1,134
TOTAL - OTHER FEDERAL FUNDS			\$2,564
AGENCY TOTAL - FEDERAL FUNDS			\$3,395
DEPARTMENT OF LABOR			
GRANT FUNDS			
EMPLOYMENT SERVICES (CETA-LMI), ETA		17 207 ..	\$314
UNEMPLOYMENT INSURANCE, ETA		17 223 ..	\$564
TOTAL - GRANT FUNDS			\$878
OTHER FEDERAL FUNDS			
FED UNEMPLOYMENT BENEFITS & ALLOWANCES, ETA		17 223 ..	\$349
SPECIAL UNEMPLOYMENT ASSISTANCE, ETA		17 223 ..	\$98
TRADE ADJUSTMENT ASSISTANCE, ETA		17 400 ..	**
TOTAL - OTHER FEDERAL FUNDS			\$447
AGENCY TOTAL - FEDERAL FUNDS			\$1,325
DEPARTMENT OF TRANSPORTATION			
GRANT FUNDS			
AIRPORT PLANNING GRANT PROGRAM, FAA		20 103 ..	\$702
HIGHWAY PLANNING AND CONSTRUCTION, FHWA		20 205 ..	\$4,063
TOTAL - GRANT FUNDS			\$4,765
OTHER FEDERAL FUNDS			
ALASKA RAILROAD REVOLVING FUND, FRA			\$5,424
COAST GUARD SUPPLY FUND			\$9
FACILITIES AND EQUIPMENT, A/A TRUST FUND			\$87
OPERATING EXPENSES, CG			\$330
OPERATIONS, FAA			\$591
TOTAL - OTHER FEDERAL FUNDS			\$6,441
AGENCY TOTAL - FEDERAL FUNDS			\$11,207
DEPARTMENT OF THE TREASURY			
GRANT FUNDS			
STATE AND LOCAL GOV FISCAL ASST TRUST FUND			\$1,188
TOTAL - GRANT FUNDS			\$1,188
OTHER FEDERAL FUNDS			
ADMINISTERING THE PUBLIC DEBT	10		\$2
TOTAL - OTHER FEDERAL FUNDS			\$2
AGENCY TOTAL - FEDERAL FUNDS			\$1,190
INDIRECT FEDERAL SUPPORT *			
INTEREST ON THE PUBLIC DEBT	10		(\$1,870)
GENERAL SERVICES ADMINISTRATION			
OTHER FEDERAL FUNDS			
FEDERAL BUILDINGS FUND			\$89
TOTAL - OTHER FEDERAL FUNDS			\$89
AGENCY TOTAL - FEDERAL FUNDS			\$89
NATIONAL ENDOWMENT FOR THE ARTS			
GRANT FUNDS			
VISUAL ARTS PROGRAMS		45 009 ..	\$5
TOTAL - GRANT FUNDS			\$5
AGENCY TOTAL - FEDERAL FUNDS			\$5
OFFICE OF PERSONNEL MANAGEMENT			
OTHER FEDERAL FUNDS			
CIVIL SERVICE RETIREMENT & DISABILITY FUND	8		\$1,318
TOTAL - OTHER FEDERAL FUNDS			\$1,318
AGENCY TOTAL - FEDERAL FUNDS			\$1,318
POSTAL SERVICE			
OTHER FEDERAL FUNDS			
POSTAL SERVICE FUND	15		\$1,888
TOTAL - OTHER FEDERAL FUNDS			\$1,888
AGENCY TOTAL - FEDERAL FUNDS			\$1,888

RAILROAD RETIREMENT BOARD

	PROGATION CODE	CFDA NO.	FY 1990 FUNDS
OTHER FEDERAL FUNDS			
RAILROAD RETIREMENT ACCOUNT	31	37 001 ..	\$32
RAILROAD UNEMPLOYMENT INSURANCE ACCOUNT	31	37 001 ..	\$4
TOTAL - OTHER FEDERAL FUNDS			\$36
AGENCY TOTAL - FEDERAL FUNDS			\$36
SMALL BUSINESS ADMINISTRATION			
OTHER FEDERAL FUNDS			
SMALL BUSINESS LOANS		49 011 ..	\$101
TOTAL - OTHER FEDERAL FUNDS			\$101
AGENCY TOTAL - FEDERAL FUNDS			\$101
INDIRECT FEDERAL SUPPORT *			
SMALL BUSINESS LOANS		49 012 ..	(\$1,492)
VETERANS ADMINISTRATION			
OTHER FEDERAL FUNDS			
AUTOS & SPECIAL EQUIPMENT, DISABLED VETS	13	64 100 ..	\$1
COMPENSATION TO DEPENDENTS, VETS S/C DEATH	13	64 102 ..	\$3
DEPENDENTS INDEMNITY COMPENSATION (DIC)	13	64 110 ..	\$60
SONS, DAUGHTERS, WIVES & WIDOWS EDUCATION	13	64 117 ..	\$10
VETS' ANS DEATH PENSION	13	64 105 ..	\$48
VETERANS GUARANTY COMPENSATION	13	64 109 ..	\$414
VETERANS DISABILITY PENSION	13	64 104 ..	\$53
VETERANS INSURANCE AND INDEMNITIES	13	64 103 ..	\$101
VETERANS READJUSTMENT TRAINING	13	64 111 ..	\$264
VETS BURIAL AWARDS & OTHER AMSC BENEF PMT	13	64 101 ..	\$10
VOCATIONAL REHAB. TRNG. FOR DISABLED VETS	13	64 114 ..	\$4
TOTAL - OTHER FEDERAL FUNDS			\$949
AGENCY TOTAL - FEDERAL FUNDS			\$949
INDIRECT FEDERAL SUPPORT *			
VETERANS GUARANTEED AND INSURED LOANS		64 116 ..	(\$1,481)
COUNTY TOTAL - GRANT FUNDS			\$12,615
COUNTY TOTAL - OTHER FEDERAL FUNDS			\$24,861
COUNTY TOTAL - FEDERAL FUNDS			\$37,476

COUNTY-KETCHIKAN GATEWAY

DEPARTMENT OF AGRICULTURE

	PROGATION CODE	CFDA NO.	FY 1990 FUNDS
GRANT FUNDS			
EQUIP ASST PROG-SCHOOL FOOD SVC PROG, FNS	10	10 534 ..	\$1
FOOD STAMP BONUS COUPONS, FNS	1	10 511 ..	\$698
NATIONAL SCHOOL LUNCH PROGRAM-CASH, FNS	10	10 533 ..	\$125
NUTRITION PROGRAMS FOR THE ELDERLY, FNS	11	10 530 ..	\$5
SPECIAL MILK PROGRAM FOR CHILDREN, FNS	10	10 536 ..	\$2
TOTAL - GRANT FUNDS			\$831
OTHER FEDERAL FUNDS			
BRUSH DISPOSAL, FS	14		\$3
FOREST MANAGE, PROTECTION, AND UTILIZATION	14		\$4,622
TIMBER SALVAGE SALES, FS	14		\$49
WORKING CAPITAL FUND, FS	18		\$103
YOUTH CONSERVATION CORPS, FS	16	10 641 ..	\$44
TOTAL - OTHER FEDERAL FUNDS			\$4,821
AGENCY TOTAL - FEDERAL FUNDS			\$5,653
INDIRECT FEDERAL SUPPORT *			
DONATION OF COMM. TO SCHOOL LUNCH, FNS	10	10 530 ..	(\$4)
FOOD DISTRIBUTION TO INSTITUTIONS, FNS	10	10 530 ..	(\$6)
FOOD DISTRIBUTION TO SCHOOLS, FNS	10	10 530 ..	(\$28)

DEPARTMENT OF COMMERCE

	PROGATION CODE	CFDA NO.	FY 1990 FUNDS
GRANT FUNDS			
ECON DEV-TECHNICAL ASSISTANCE, EDA		11 303 ..	\$25
TOTAL - GRANT FUNDS			\$25
OTHER FEDERAL FUNDS			
CENSUS SPECIAL TABULATIONS AND SERVICES		11 005 ..	**
CONSOLIDATED WORKING FUND, CENSUS			\$1
CONSOLIDATED WORKING FUND, NOAA	7		\$9
CURRENT STATISTICAL PROGRAMS, CENSUS			\$1
OPERATIONS, RESEARCH, AND FACILITIES, NOAA	7		\$164
PERIODIC CENSUSES			\$49
PROMOTE AND DEVELOP FISHERY PRODUCTS, NOAA	7		\$18
TOTAL - OTHER FEDERAL FUNDS			\$243
AGENCY TOTAL - FEDERAL FUNDS			\$268

DEPARTMENT OF DEFENSE

	PROGATION CODE	CFDA NO.	FY 1990 FUNDS
OTHER FEDERAL FUNDS			
CIVILIAN PAY	11		\$19
MILITARY PRIME SERVICE CONTRACTS	5		\$300
MILITARY RESERVE AND NATIONAL GUARD PAY	11		\$381
MILITARY RETIRED PAY	11		\$245
TOTAL - OTHER FEDERAL FUNDS			\$945
AGENCY TOTAL - FEDERAL FUNDS			\$945

DEPARTMENT OF EDUCATION

	PROGATION CODE	CFDA NO.	FY 1990 FUNDS
GRANT FUNDS			
COLLEGE LIBRARY RESOURCES		84 003 ..	\$2

FEDERAL INFORMATION EXCHANGE SYSTEM COUNTY SUMMARIES - AGENCY OPERATIONS

[Dollar amounts in thousands]

	PROGR CODE	CTDA NO.	FY 1980 FUNDS		PROGR CODE	CTDA NO.	FY 1980 FUNDS
ALASKA—Con.				OTHER FEDERAL FUNDS			
EDUC DEPRIVED CHILDREN-LEA'S.....		64 010	\$133	ADMINISTERING THE PUBLIC DEBT.....	10		**
INDIAN ED-GRANTS TO LOCAL EDUCATIONAL AGCY.....		64 060	\$176	S & E, UNITED STATES CUSTOMS SERVICE.....			\$138
INSTITUTE OF MUSEUM SERVICES.....		64 113	\$28	TOTAL - OTHER FEDERAL FUNDS.....			\$133
SAFA-MAINTENANCE AND OPERATION.....		64 061	\$664	AGENCY TOTAL - FEDERAL FUNDS.....			\$734
TOTAL - GRANT FUNDS.....			\$1,002	INDIRECT FEDERAL SUPPORT *			
AGENCY TOTAL - FEDERAL FUNDS.....			\$1,002	INTEREST ON THE PUBLIC DEBT.....	10		(\$1,143)
DEPARTMENT OF HEALTH AND HUMAN SERVICES				AGENCY FOR INTERNATIONAL DEVELOPMENT			
GRANT FUNDS				OTHER FEDERAL FUNDS			
ALCOHOLISM TREATMENT AND REHAB PRGS, ADMHA.....		12 252	\$20	FUNCTIONAL DEVELOPMENT ASSISTANCE PROGRAM.....	23		\$9,510
SOCIAL & NUTRITION SVCS-OLDER INDIANS, OS.....		12 455	\$65	TOTAL - OTHER FEDERAL FUNDS.....			\$9,510
TOTAL - GRANT FUNDS.....			\$85	AGENCY TOTAL - FEDERAL FUNDS.....			\$9,510
OTHER FEDERAL FUNDS				ENVIRONMENTAL PROTECTION AGENCY			
HEALTH SERVICES, HSA.....			\$174	GRANT FUNDS			
INDIAN HEALTH SERVICES-HLTH MGT & DEV, HSA.....		12 228	\$68	CONST TRTS FOR WASTEWATER TREAT WORKS, WWM.....	66 418		\$10,430
MEDICARE-HOSPITAL INSURANCE, HCFA.....		12 773	\$1,356	TOTAL - GRANT FUNDS.....			\$10,430
MEDICARE-SUPP. MEDICAL INSURANCE, HCFA.....		12 774	\$514	AGENCY TOTAL - FEDERAL FUNDS.....			\$10,430
SOCIAL SECURITY-DISABILITY INSURANCE, SSA.....		12 802	\$424	GENERAL SERVICES ADMINISTRATION			
SOCIAL SECURITY-RETIREMENT INSURANCE, SSA.....		12 803	\$2,364	OTHER FEDERAL FUNDS			
SOCIAL SECURITY-SURVIVORS INSURANCE, SSA.....		12 805	\$1,012	FEDERAL BUILDINGS FUND.....			\$130
SUPPLEMENTAL SECURITY INCOME, SSA.....		12 807	**	GENERAL SUPPLY FUND, PERSONAL PROPERTY ACT.....			\$172
TOTAL - OTHER FEDERAL FUNDS.....			\$5,911	TOTAL - OTHER FEDERAL FUNDS.....			\$302
AGENCY TOTAL - FEDERAL FUNDS.....			\$5,996	AGENCY TOTAL - FEDERAL FUNDS.....			\$302
DEPARTMENT OF HOUSING AND URBAN DEVELOPMENT				OFFICE OF PERSONNEL MANAGEMENT			
GRANT FUNDS				OTHER FEDERAL FUNDS			
COMM DEV BLOCK GRNTS-SMALL CITIES/DISC, CPD.....		14 219	\$400	CIVIL SERVICE RETIREMENT & DISABILITY FUND.....	8		\$889
TOTAL - GRANT FUNDS.....			\$400	TOTAL - OTHER FEDERAL FUNDS.....			\$889
AGENCY TOTAL - FEDERAL FUNDS.....			\$400	AGENCY TOTAL - FEDERAL FUNDS.....			\$889
INDIRECT FEDERAL SUPPORT *				POSTAL SERVICE			
PROPERTY IMPROVEMENT LOAN INSURANCE, H.....		14 142	(\$3)	OTHER FEDERAL FUNDS			
DEPARTMENT OF THE INTERIOR				POSTAL SERVICE FUND.....			
GRANT FUNDS					11		\$1,185
OUTDOOR RECREATION-ADJST, DEV & PLG, HCRS.....		13 400	\$51	TOTAL - OTHER FEDERAL FUNDS.....			\$1,185
PAYMENT IN LIEU OF TAXES, BLM.....			\$224	AGENCY TOTAL - FEDERAL FUNDS.....			\$1,185
TOTAL - GRANT FUNDS.....			\$276	RAILROAD RETIREMENT BOARD			
OTHER FEDERAL FUNDS				OTHER FEDERAL FUNDS			
CONSTRUCTION AND REHABILITATION, WPRS.....		14	\$220	RAILROAD RETIREMENT ACCOUNT.....	11	17 001	\$4
RESOURCE MANAGEMENT, FWS.....		7	\$75	TOTAL - OTHER FEDERAL FUNDS.....			\$4
WORKING CAPITAL FUND, O/S, INTERIOR.....			\$214	AGENCY TOTAL - FEDERAL FUNDS.....			\$4
TOTAL - OTHER FEDERAL FUNDS.....			\$509	SMALL BUSINESS ADMINISTRATION			
AGENCY TOTAL - FEDERAL FUNDS.....			\$784	INDIRECT FEDERAL SUPPORT *			
DEPARTMENT OF JUSTICE				SMALL BUSINESS LOANS.....			
OTHER FEDERAL FUNDS					39 012		(\$176)
S & E, IMMIGRATION AND NATURALIZATION SVC.....		19	\$90	VETERANS ADMINISTRATION			
TOTAL - OTHER FEDERAL FUNDS.....			\$90	OTHER FEDERAL FUNDS			
AGENCY TOTAL - FEDERAL FUNDS.....			\$90	AUTOS & SPECIAL EQUIPMENT, DISABLED VETS.....	12	64 100	**
DEPARTMENT OF LABOR				COMPENSATION TO DEPENDENTS, VETS S/C DEATH.....			
GRANT FUNDS					12	64 110	\$33
EMPLOYMENT SERVICES (CETA-LMJ), ETA.....		12 207	\$366	DEPENDENTS INDEMNITY COMPENSATION (DIC).....	12	64 117	\$6
UNEMPLOYMENT INSURANCE, ETA.....		12 213	\$564	SONS, DAUGHTERS, WIVES & WIDOWS EDUCATION.....	12	64 105	\$27
TOTAL - GRANT FUNDS.....			\$930	VETERANS DEATH PENSION.....	12	64 109	\$230
OTHER FEDERAL FUNDS				VETERANS DISABILITY COMPENSATION.....			
FED UNEMPLOYMENT BENEFITS & ALLOWNCES, ETA.....		12 215	\$211	VETERANS DISABILITY PENSION.....	12	64 104	\$30
SPECIAL UNEMPLOYMENT ASSISTANCE, ETA.....		12 215	\$59	VETERANS INSURANCE AND INDEMNITIES.....	12	64 102	\$56
TRADE ADJUSTMENT ASSISTANCE, ETA.....		12 600	**	VETERANS READJUSTMENT TRAINING.....	12	64 111	\$147
TOTAL - OTHER FEDERAL FUNDS.....			\$271	VETS BURIAL AWARDS & OTHER MUSC BENEF PAY.....	12	64 101	\$6
AGENCY TOTAL - FEDERAL FUNDS.....			\$1,201	VOCATIONAL REHAB. TRNG. FOR DISABLED VETS.....	12	64 116	\$2
DEPARTMENT OF TRANSPORTATION				TOTAL - OTHER FEDERAL FUNDS.....			
GRANT FUNDS							\$537
AIRPORT PLANNING GRANT PROGRAM, FAA.....		70 102	\$138	AGENCY TOTAL - FEDERAL FUNDS.....			\$537
HIGHWAY PLANNING AND CONSTRUCTION, FHWA.....		70 205	\$487	COUNTY TOTAL - GRANT FUNDS.....			\$15,200
TOTAL - GRANT FUNDS.....			\$625	COUNTY TOTAL - OTHER FEDERAL FUNDS.....			\$36,823
OTHER FEDERAL FUNDS				COUNTY TOTAL - FEDERAL FUNDS.....			
COAST GUARD SUPPLY FUND.....			\$137				\$52,023
FACILITIES AND EQUIPMENT, A/A TRUST FUND.....			\$80	COUNTY-KOBUK			
OPERATING EXPENSES, CG.....			\$10,742	DEPARTMENT OF AGRICULTURE			
OPERATIONS, FAA.....			\$477	GRANT FUNDS			
POLLUTION FUND, CG.....			\$31	CHILD CARE FOOD PROGRAM, FNS.....	10	10 550	\$7
TOTAL - OTHER FEDERAL FUNDS.....			\$11,467	EQUIP ASST PROG-SCHOOL FOOD SVC PROG, FNS.....	10	10 554	\$1
AGENCY TOTAL - FEDERAL FUNDS.....			\$12,092	FOOD STAMP BONUS COUPONS, FNS.....	10	10 551	\$1,133
DEPARTMENT OF THE TREASURY				NATIONAL SCHOOL LUNCH PROGRAM-CASH, FNS.....			
GRANT FUNDS					10	10 553	\$263
STATE AND LOCAL GOV FISCAL ASST TRUST FUND.....			\$596	SCHOOL BREAKFAST PROGRAM, FNS.....	10	10 552	\$5
TOTAL - GRANT FUNDS.....			\$596	SUPP. FOOD-WOMEN, INFANTS & CHILDREN, FNS.....	10	10 557	\$98
				TOTAL - GRANT FUNDS.....			
							\$1,510
				AGENCY TOTAL - FEDERAL FUNDS.....			
							\$1,510
				INDIRECT FEDERAL SUPPORT *			
				DONATION OF COMM. TO SCHOOL LUNCH, FNS.....			
					10	10 550	(\$5)
				FOOD DISTRIBUTION TO SCHOOLS, FNS.....			
					10	10 550	(\$47)
				RURAL ELECTRIC LOANS & LN. GUARANTEES, REA.....			
					1	10 890	(\$910)

FEDERAL INFORMATION EXCHANGE SYSTEM COUNTY SUMMARIES - AGENCY OPERATIONS

(Dollar amounts in thousands)

	PROGATION CODE	CTDA NO.	FY 1980 FUNDS		PROGATION CODE	CTDA NO.	FY 1980 FUNDS		
ALASKA—Con.				OTHER FEDERAL FUNDS					
DEPARTMENT OF COMMERCE				COAST GUARD SUPPLY FUND.....				**	
GRANT FUNDS				FACILITIES AND EQUIPMENT, A/A TRUST FUND.....				\$139	
ECON DEV-PUBLIC WORKS IMPACT PROJECTS, EDA.....				11 104			\$283		
ECON DEV-SUPPORT FOR PLANNING ORGS, EDA.....				11 307			\$105		
TOTAL - GRANT FUNDS.....							\$348		
OTHER FEDERAL FUNDS				TOTAL - OTHER FEDERAL FUNDS.....				\$1,162	
CONSOLIDATED WORKING FUND, MOAA.....				7			\$10		
OPERATIONS, RESEARCH, AND FACILITIES, MOAA.....				7			\$154		
PERIODIC CENSUSES.....							\$16		
WEATHER & RIVER FORECASTS & WARNINGS, MWS.....				7			\$42		
TOTAL - OTHER FEDERAL FUNDS.....							\$222		
AGENCY TOTAL - FEDERAL FUNDS.....							\$590		
DEPARTMENT OF DEFENSE				DEPARTMENT OF THE TREASURY					
OTHER FEDERAL FUNDS				GRANT FUNDS					
CIVILIAN PAY.....				13			\$137		
MILITARY ACTIVE DUTY PAY.....				15			\$322		
MILITARY PRIME SERVICE CONTRACTS.....				8			\$22		
MILITARY RESERVE AND NATIONAL GUARD PAY.....				18			\$1,478		
MILITARY RETIRED PAY.....				12			\$70		
TOTAL - OTHER FEDERAL FUNDS.....							\$2,029		
AGENCY TOTAL - FEDERAL FUNDS.....							\$2,029		
DEPARTMENT OF EDUCATION				INDIRECT FEDERAL SUPPORT *					
GRANT FUNDS				INTEREST ON THE PUBLIC DEBT.....				10	(\$450)
EDUC DEPRIVED CHILDREN-LEA'S.....				54 110			\$293		
INDIAN ED-GRANTS TO LOCAL EDUCATIONAL AGCY.....				84 060			\$424		
SAFE-MAINTENANCE AND OPERATION.....				84 041			\$2,964		
TEACHER CENTERS.....				84 008			\$109		
TOTAL - GRANT FUNDS.....							\$3,790		
AGENCY TOTAL - FEDERAL FUNDS.....							\$3,790		
DEPARTMENT OF HEALTH AND HUMAN SERVICES				GENERAL SERVICES ADMINISTRATION					
GRANT FUNDS				OTHER FEDERAL FUNDS					
NATIVE AMERICAN PROGRAMS, OS.....				13 612			\$61		
TOTAL - GRANT FUNDS.....							\$61		
OTHER FEDERAL FUNDS				FEDERAL BUILDINGS FUND.....				\$55	
INDIAN HEALTH FACILITIES, HSA.....							\$54		
INDIAN HEALTH SERVICES, HSA.....							\$31		
MEDICARE-HOSPITAL INSURANCE, HCFA.....				13 773			\$364		
MEDICARE-SUPP. MEDICAL INSURANCE, HCFA.....				13 774			\$169		
SOCIAL SECURITY-DISABILITY INSURANCE, SSA.....				13 807			\$88		
SOCIAL SECURITY-RETIREMENT INSURANCE, SSA.....				13 803			\$357		
SOCIAL SECURITY-SURVIVORS INSURANCE, SSA.....				13 803			\$393		
SUPPLEMENTAL SECURITY INCOME, SSA.....				13 807			\$224		
TOTAL - OTHER FEDERAL FUNDS.....							\$1,640		
AGENCY TOTAL - FEDERAL FUNDS.....							\$1,741		
DEPARTMENT OF HOUSING AND URBAN DEVELOPMENT				OFFICE OF PERSONNEL MANAGEMENT					
GRANT FUNDS				OTHER FEDERAL FUNDS					
COMM DEV BLOCK GRNTS-SMALL CITIES/DISC, CPD.....				14 219			\$246		
TOTAL - GRANT FUNDS.....							\$246		
AGENCY TOTAL - FEDERAL FUNDS.....							\$246		
DEPARTMENT OF THE INTERIOR				CIVIL SERVICE RETIREMENT & DISABILITY FUND.....				8	\$362
GRANT FUNDS				TOTAL - OTHER FEDERAL FUNDS.....				\$362	
INDIAN EMPLOYMENT ASSISTANCE, BIA.....				15 106			\$1		
TOTAL - GRANT FUNDS.....							\$1		
OTHER FEDERAL FUNDS				AGENCY TOTAL - FEDERAL FUNDS.....				\$362	
CONSTRUCTION, BUREAU OF INDIAN AFFAIRS.....							**		
OPERATION OF INDIAN PROGRAMS, BIA.....							\$3		
WORKING CAPITAL FUND, O/S, INTERIOR.....							\$51		
TOTAL - OTHER FEDERAL FUNDS.....							\$54		
AGENCY TOTAL - FEDERAL FUNDS.....							\$55		
DEPARTMENT OF LABOR				POSTAL SERVICE					
GRANT FUNDS				OTHER FEDERAL FUNDS					
COMPREHENSIVE EMPL. & TRNG. PROGRAMS, ETA.....				3	17 223		\$411		
EMPLOYMENT SERVICES (CETA-LMI), ETA.....				3	17 207		\$52		
INDIAN EMPLOYMENT & TRAINING PROGRAM, ETA.....				3	17 234		\$588		
SUMMER YOUTH EMPLOYMENT PROGRAMS, ETA.....				3	17 223		\$64		
YOUTH COMMUNITY CONSERVATION & IMPROV, ETA.....				3	17 223		\$18		
YOUTH EMPLOYMENT & TRAINING PROGRAMS, ETA.....				3	17 223		\$93		
TOTAL - GRANT FUNDS.....							\$1,276		
OTHER FEDERAL FUNDS				POSTAL SERVICE FUND.....				13	\$1,222
FED UNEMPLOYMENT BENEFITS & ALLOWANCES, ETA.....				17 223			\$93		
SPECIAL UNEMPLOYMENT ASSISTANCE, ETA.....				17 223			\$26		
TRADE ADJUSTMENT ASSISTANCE, ETA.....				17 602			**		
TOTAL - OTHER FEDERAL FUNDS.....							\$120		
AGENCY TOTAL - FEDERAL FUNDS.....							\$1,346		
DEPARTMENT OF TRANSPORTATION				SMALL BUSINESS ADMINISTRATION					
GRANT FUNDS				OTHER FEDERAL FUNDS					
AIRPORT PLANNING GRANT PROGRAM, FAA.....				70 102			\$875		
TOTAL - GRANT FUNDS.....							\$875		
OTHER FEDERAL FUNDS				ECONOMIC OPPORTUNITY LOANS.....				59 003	\$31
DONATION OF COMM TO SCHOOL LUNCH, FMS.....				10	10 550		(\$5)		
FOOD DISTRIBUTION TO INSTITUTIONS, FMS.....				10	10 550		(\$8)		
FOOD DISTRIBUTION TO SCHOOLS, FMS.....				10	10 550		(\$15)		
RURAL TELEPHONE LNS. & LN. GUARANTEES, REA.....				3	10 831		(\$6,313)		

COUNTY-KODIAK ISLAND

DEPARTMENT OF AGRICULTURE

	PROGATION CODE	CTDA NO.	FY 1980 FUNDS
GRANT FUNDS			
CHILD CARE FOOD PROGRAM, FMS.....	10	10 550	\$11
EQUIP ASST PROG-SCHOOL FOOD SVC PROG, FMS.....	10	10 550	\$1
FOOD STAMP BONUS COUPONS, FMS.....	7	10 551	\$681
NATIONAL SCHOOL LUNCH PROGRAM-CASH, FMS.....	10	10 551	\$117
NUTRITION PROGRAMS FOR THE ELDERLY, FMS.....	11	10 550	\$3
SCHOOL BREAKFAST PROGRAM, FMS.....	10	10 551	\$3
SPECIAL MILK PROGRAM FOR CHILDREN, FMS.....	10	10 550	\$1
TOTAL - GRANT FUNDS.....			\$817
OTHER FEDERAL FUNDS			
FOREST MGMT, PROTECTION, AND UTILIZATION.....	10		\$1
TOTAL - OTHER FEDERAL FUNDS.....			\$1
AGENCY TOTAL - FEDERAL FUNDS.....			\$951
INDIRECT FEDERAL SUPPORT *			
DONATION OF COMM TO SCHOOL LUNCH, FMS.....			
FOOD DISTRIBUTION TO INSTITUTIONS, FMS.....			
FOOD DISTRIBUTION TO SCHOOLS, FMS.....			
RURAL TELEPHONE LNS. & LN. GUARANTEES, REA.....			

FEDERAL INFORMATION EXCHANGE SYSTEM COUNTY SUMMARIES - AGENCY OPERATIONS

(Dollar amounts in thousands)

	PROG. CODE	CFDA NO.	FY 1980 FUNDS		PROG. CODE	CFDA NO.	FY 1980 FUNDS
ALASKA—Con.				RESOURCE MANAGEMENT, FWS 7..... \$235			
DEPARTMENT OF COMMERCE				ROAD CONSTRUCTION, BIA 7..... \$22			
GRANT FUNDS				WILDLIFE TECHNICAL ASSISTANCE, FWS 7..... 18 609... \$1			
ECON DEV-SUPPORT FOR PLANNING ORGS, EDA.....		11 302..	\$55	WORKING CAPITAL FUND, O/S, INTERIOR.....			\$8
TOTAL - GRANT FUNDS			\$55	TOTAL - OTHER FEDERAL FUNDS			\$453
OTHER FEDERAL FUNDS				AGENCY TOTAL - FEDERAL FUNDS \$1,196			
CENSUS SPECIAL TABULATIONS AND SERVICES.....		11 005..	**	DEPARTMENT OF LABOR			
CONSOLIDATED WORKING FUND, CENSUS.....			**	GRANT FUNDS			
CONSOLIDATED WORKING FUND, NOAA.....		7.....	\$148	COMPREHENSIVE EMPL. & TRNG. PROGRAMS, ETA.....		17 225..	\$205
CURRENT STATISTICAL PROGRAMS, CENSUS.....			**	EMPLOYMENT SERVICES (CETA-LMI), ETA.....		17 207..	\$105
OPERATIONS, RESEARCH, AND FACILITIES, NOAA.....		7.....	\$1,340	INDIAN EMPLOYMENT & TRAINING PROGRAM, ETA.....		17 234..	\$279
PERIODIC CENSUSES.....			\$10	SUMMER YOUTH EMPLOYMENT PROGRAMS, ETA.....		17 222..	\$106
PROMOTE AND DEVELOP FISHERY PRODUCTS, NOAA.....		7.....	\$37	UNEMPLOYMENT INSURANCE, ETA.....		17 221..	\$188
WEATHER & RIVER FORECASTS I. WASHINGS, NWS.....		7.....	\$100	YOUTH COMMUNITY CONSERVATION & IMPROV, ETA.....		17 223..	\$8
TOTAL - OTHER FEDERAL FUNDS			\$1,636	YOUTH EMPLOYMENT & TRAINING PROGRAMS, ETA.....		17 222..	\$42
AGENCY TOTAL - FEDERAL FUNDS			\$1,691	TOTAL - GRANT FUNDS			\$933
INDIRECT FEDERAL SUPPORT *				OTHER FEDERAL FUNDS			
FISHERY VESSEL OBLIGATION GUARANTEES, NMFS.....		11 413..	(\$140)	FED UNEMPLOYMENT BENEFITS & ALLOWANCES, ETA.....		17 225..	\$198
DEPARTMENT OF DEFENSE				SPECIAL UNEMPLOYMENT ASSISTANCE, ETA.....			
OTHER FEDERAL FUNDS				TRADE ADJUSTMENT ASSISTANCE, ETA.....			
MILITARY ACTIVE DUTY PAY.....		13.....	\$42	TOTAL - OTHER FEDERAL FUNDS			\$254
MILITARY RESERVE AND NATIONAL GUARD PAY.....		13.....	\$9	AGENCY TOTAL - FEDERAL FUNDS			\$1,187
MILITARY RETIRED PAY.....		13.....	\$417	DEPARTMENT OF TRANSPORTATION			
TOTAL - OTHER FEDERAL FUNDS			\$468	GRANT FUNDS			
AGENCY TOTAL - FEDERAL FUNDS			\$468	AIRPORT DEVELOPMENT AND PROGRAM, FAA.....		30 102..	\$292
DEPARTMENT OF EDUCATION				HIGHWAY PLANNING AND CONSTRUCTION, FHWA.....			
GRANT FUNDS				TOTAL - GRANT FUNDS \$2,098			
COLLEGE LIBRARY RESOURCES.....		84 005..	\$2	OTHER FEDERAL FUNDS			
EDUC DEPRIVED CHILDREN-LEA'S.....		84 010..	\$116	ACQUISITION, CONSTRUCTION & IMPROVE., CG.....			\$2,420
INDIAN ED-GRANTS TO LOCAL EDUCATIONAL AGENCY.....		84 040..	\$707	COAST GUARD SUPPLY FUND.....			\$46
INDIAN ED-SPECIAL PROGRAMS AND PROJECTS.....		84 041..	\$64	FACILITIES AND EQUIPMENT, A/A TRUST FUND.....			\$87
MAINTENANCE AND OPERATION.....		84 041..	\$514	OPERATING EXPENSES, CG.....			\$22,185
TOTAL - GRANT FUNDS			\$902	OPERATIONS, FAA.....			\$555
OTHER FEDERAL FUNDS				TOTAL - OTHER FEDERAL FUNDS \$25,292			
HIGHER ED-VETS COST OF INSTRUCTION PROGRAM.....		84 044..	\$1	AGENCY TOTAL - FEDERAL FUNDS			\$27,390
TOTAL - OTHER FEDERAL FUNDS			\$1	DEPARTMENT OF THE TREASURY			
AGENCY TOTAL - FEDERAL FUNDS			\$903	GRANT FUNDS			
DEPARTMENT OF ENERGY				STATE AND LOCAL GOV FISCAL ASST TRUST FUND.....			
GRANT FUNDS				TOTAL - GRANT FUNDS \$361			
STATE & LOCAL-CONSERV & SOLAR APPLICATION.....		7..... 81 052..	\$407	OTHER FEDERAL FUNDS			
TOTAL - GRANT FUNDS			\$407	ADMINISTERING THE PUBLIC DEBT.....		19.....	\$1
AGENCY TOTAL - FEDERAL FUNDS			\$407	TOTAL - OTHER FEDERAL FUNDS			\$1
DEPARTMENT OF HEALTH AND HUMAN SERVICES				AGENCY TOTAL - FEDERAL FUNDS \$362			
GRANT FUNDS				INDIRECT FEDERAL SUPPORT *			
COMMUNITY HEALTH CENTERS, HSA.....		13 224..	\$150	INTEREST ON THE PUBLIC DEBT.....		14.....	(\$1,039)
NATIVE AMERICAN PROGRAMS, OS.....		13 612..	\$70	CIVIL AERONAUTICS BOARD			
SOCIAL & NUTRITION SVCS-OLDER INDIANS, OS.....		13 653..	\$70	OTHER FEDERAL FUNDS			
TOTAL - GRANT FUNDS			\$290	PAYMENTS TO AIR CARRIERS, CAB.....			
OTHER FEDERAL FUNDS				TOTAL - OTHER FEDERAL FUNDS \$413			
HEALTH SERVICES, HSA.....			\$156	AGENCY TOTAL - FEDERAL FUNDS			\$413
INDIAN HEALTH SERVICES, HSA.....			\$1,028	ENVIRONMENTAL PROTECTION AGENCY			
MEDICARE-HOSPITAL INSURANCE, HCFA.....		13 773..	\$651	GRANT FUNDS			
MEDICARE-SUPP. MEDICAL INSURANCE, HCFA.....		13 774..	\$293	CONST GRTS FOR WASTEWATER TREAT WORKS, WWM.....			
SOCIAL SECURITY-DISABILITY INSURANCE, SSA.....		13 007..	\$180	TOTAL - GRANT FUNDS			\$74
SOCIAL SECURITY-RETIREMENT INSURANCE, SSA.....		13 003..	\$733	AGENCY TOTAL - FEDERAL FUNDS			\$74
SOCIAL SECURITY-SURVIVORS INSURANCE, SSA.....		13 005..	\$653	GENERAL SERVICES ADMINISTRATION			
SPECIAL BENEFITS-DISABLED COAL MINERS, SSA.....		13 006..	\$9	OTHER FEDERAL FUNDS			
SUPPLEMENTAL SECURITY INCOME, SSA.....		13 007..	\$73	FEDERAL BUILDING FUND.....			
TOTAL - OTHER FEDERAL FUNDS			\$3,778	TOTAL - OTHER FEDERAL FUNDS			\$44
AGENCY TOTAL - FEDERAL FUNDS			\$4,068	AGENCY TOTAL - FEDERAL FUNDS			\$44
DEPARTMENT OF HOUSING AND URBAN DEVELOPMENT				OFFICE OF PERSONNEL MANAGEMENT			
GRANT FUNDS				OTHER FEDERAL FUNDS			
COMM DEV BLOCK GRNTS-SMALL CITIES/DISC, OPO.....		14 319..	\$320	CIVIL SERVICE RETIREMENT & DISABILITY FUND.....			
TOTAL - GRANT FUNDS			\$320	TOTAL - OTHER FEDERAL FUNDS			\$758
AGENCY TOTAL - FEDERAL FUNDS			\$320	AGENCY TOTAL - FEDERAL FUNDS			\$758
INDIRECT FEDERAL SUPPORT *				POSTAL SERVICE			
MOBILE HOME LOAN INSURANCE, H.....		14 110..	(\$308)	OTHER FEDERAL FUNDS			
MORTGAGE INSURANCE-HOMES, H.....		14 117..	(\$44)	POSTAL SERVICE FUND.....			
PROPERTY IMPROVEMENT LOAN INSURANCE, H.....		14 142..	(\$27)	TOTAL - OTHER FEDERAL FUNDS			\$926
DEPARTMENT OF THE INTERIOR				AGENCY TOTAL - FEDERAL FUNDS \$926			
GRANT FUNDS				RAILROAD RETIREMENT BOARD			
NATIONAL WILDLIFE REFUGE FUND.....			**	OTHER FEDERAL FUNDS			
OUTDOOR RECREATION-ACQUISIT, DEV & PLG, HCRS.....		15 400..	\$50	RAILROAD RETIREMENT ACCOUNT.....			
PAYMENT IN LIEU OF TAXES, BLM.....			\$293	TOTAL - OTHER FEDERAL FUNDS			\$12
TOTAL - GRANT FUNDS			\$343	AGENCY TOTAL - FEDERAL FUNDS			\$12
OTHER FEDERAL FUNDS				AGENCY TOTAL - FEDERAL FUNDS \$12			
CONSOLIDATED WORKING FUND, FWS.....			\$9	AGENCY TOTAL - FEDERAL FUNDS \$12			
CONSTRUCTION AND ANADROMOUS FISH.....			\$579	AGENCY TOTAL - FEDERAL FUNDS \$12			

FEDERAL INFORMATION EXCHANGE SYSTEM COUNTY SUMMARIES - AGENCY OPERATIONS

[Dollar amounts in thousands]

	PROLATION CODE	CFDA NO.	FY 1960 FUNDS		PROLATION CODE	CFDA NO.	FY 1960 FUNDS
ALASKA—Con.				DEPARTMENT OF ENERGY			
VETERANS ADMINISTRATION				GRANT FUNDS			
OTHER FEDERAL FUNDS				MULTI-PROGRAMS-CONSERV & SOLAR APPLICATION			
AUTOS & SPECIAL EQUIPMENT, DISABLED VETS.....	13	64.100	**	TOTAL - GRANT FUNDS			\$24
COMPENSATION TO DEPENDENTS, VETS S/C DEATH.....	13	64.101	\$1	AGENCY TOTAL - FEDERAL FUNDS.....			\$24
DEPENDENTS INDEMNITY COMPENSATION (DIC).....	13	64.110	\$24	DEPARTMENT OF HEALTH AND HUMAN SERVICES			
SONS, DAUGHTERS, WIVES & WIDOWS EDUCATION.....	13	64.117	\$4	GRANT FUNDS			
VETERANS DEATH PENSION.....	13	64.105	\$20	GEOGRAPHIC MALDISTRIBUTION AND AMEC, HRA			
VETERANS DISABILITY COMPENSATION.....	13	64.109	\$169	TOTAL - GRANT FUNDS			\$240
VETERANS DISABILITY PENSION.....	13	64.104	\$22	OTHER FEDERAL FUNDS			
VETERANS INSURANCE AND INDEMNITIES.....	13	64.102	\$41	MEDICARE-HOSPITAL INSURANCE, HCFA.....	13	773	\$113
VETERANS READJUSTMENT TRAINING.....	13	64.111	\$108	MEDICARE-SUPP. MEDICAL INSURANCE, HCFA.....	13	774	\$63
VETS BURIAL AWARDS & OTHER AMSC BENEF PMT.....	13	64.101	\$4	SOCIAL SECURITY-DISABILITY INSURANCE, SSA.....	13	402	\$457
VOCATIONAL REHAB. TRNG. FOR DISABLED VETS.....	13	64.110	\$2	SOCIAL SECURITY-RETIREMENT INSURANCE, SSA.....	13	403	\$2,557
TOTAL - OTHER FEDERAL FUNDS.....			\$396	SOCIAL SECURITY-SURVIVORS INSURANCE, SSA.....	13	405	\$1,170
AGENCY TOTAL - FEDERAL FUNDS.....			\$396	SPECIAL BENEFITS-DISABLED COAL MINERS, SSA.....	13	406	\$20
INDIRECT FEDERAL SUPPORT *				SUPPLEMENTAL SECURITY INCOME, SSA.....			
VETERANS GUARANTEED AND INSURED LOANS.....		64.114	(\$55)	TOTAL - OTHER FEDERAL FUNDS.....			\$4,711
COUNTY TOTAL - GRANT FUNDS.....			\$4,599	AGENCY TOTAL - FEDERAL FUNDS.....			\$4,951
COUNTY TOTAL - OTHER FEDERAL FUNDS.....			\$34,963	DEPARTMENT OF HOUSING AND URBAN DEVELOPMENT			
COUNTY TOTAL - FEDERAL FUNDS.....			(\$1,562)	INDIRECT FEDERAL SUPPORT *			
COUNTY-MANTANUSKA-SUSITNA				MOBILE HOME LOAN INSURANCE, H.....			
DEPARTMENT OF AGRICULTURE				PROPERTY IMPROVEMENT LOAN INSURANCE, H.....			
GRANT FUNDS				DEPARTMENT OF THE INTERIOR			
FOOD STAMP BONUS COUPONS, FMS.....	1	10.551	\$1,299	GRANT FUNDS			
NATIONAL SCHOOL LUNCH PROGRAM-CASH, FMS.....	10	10.553	\$195	OUTDOOR RECREATION-ACQUIST, DEV & PLG, HORS			
RURAL DEVELOPMENT PLANNING GRANTS, FMHA.....	10	10.436	\$55	PAYMENT IN LIEU OF TAXES, BLM.....			
SCHOOL BREAKFAST PROGRAM, FMS.....	10	10.552	\$3	TOTAL - GRANT FUNDS			\$684
SPECIAL MILK PROGRAM FOR CHILDREN, FMS.....	10	10.556	\$10	OTHER FEDERAL FUNDS			
VERY LOW-INCOME HOUSING REPAIR GRTS., FMHA.....	10	10.417	\$5	WORKING CAPITAL FUND, O/S, INTERIOR.....			
TOTAL - GRANT FUNDS			\$1,567	TOTAL - OTHER FEDERAL FUNDS.....			\$285
OTHER FEDERAL FUNDS				AGENCY TOTAL - FEDERAL FUNDS.....			
AGRICULTURAL RESEARCH, SEA.....			\$523				\$969
CONSERVATION OPERATIONS, SCS.....			**	DEPARTMENT OF LABOR			
FOREST MANAGE, PROTECTION, AND UTILIZATION.....	10		\$46	GRANT FUNDS			
S & E, FARMERS HOME ADMINISTRATION.....			\$533	EMPLOYMENT SERVICES (CETA-LAW), ETA			
SNOW SURVEY & WATER SUPP. FORECASTING, SCS.....			\$3	UNEMPLOYMENT INSURANCE, ETA.....			
SOIL AND WATER CONSERVATION, SCS.....			\$78	TOTAL - GRANT FUNDS			\$1,077
SOIL SURVEY, SCS.....			\$274	OTHER FEDERAL FUNDS			
TOTAL - OTHER FEDERAL FUNDS.....			\$1,457	FED UNEMPLOYMENT BENEFITS & ALLOWNCES, ETA			
AGENCY TOTAL - FEDERAL FUNDS.....			\$3,024	SPECIAL UNEMPLOYMENT ASSISTANCE, ETA			
INDIRECT FEDERAL SUPPORT *				TRADE ADJUSTMENT ASSISTANCE, ETA			
BUSINESS AND INDUSTRIAL LOANS, FMHA.....		10.422	(\$1,421)	TOTAL OTHER FEDERAL FUNDS.....			\$176
COMMUNITY FACILITIES LOANS, FMHA.....		10.423	(\$600)	AGENCY TOTAL - FEDERAL FUNDS.....			\$1,252
DOATION OF COMM. TO SCHOOL LUNCH, FMS.....	10	10.554	(\$8)	DEPARTMENT OF TRANSPORTATION			
FARM OPERATING LOANS, FMHA.....		10.406	(\$77)	GRANT FUNDS			
FARM OWNERSHIP LOANS, FMHA.....		10.407	(\$55)	AIRPORT DEVELOPMENT AID PROGRAM, FAA			
FOOD DISTRIBUTION TO INSTITUTIONS, FMS.....	10	10.550	(\$16)	HIGHWAY PLANNING AND CONSTRUCTION, FHWA			
FOOD DISTRIBUTION TO SCHOOLS, FMS.....	10	10.550	(\$68)	TOTAL - GRANT FUNDS			\$3,485
LOW TO MODERATE INCOME HOUSING LOANS, FMHA.....		10.410	(\$3,743)	OTHER FEDERAL FUNDS			
RURAL RENTAL HOUSING LOANS, FMHA.....		10.413	(\$1,566)	ALASKA RAILROAD REVOLVING FUND, FRA			
WATER AND WASTE DISP. SYSTEMS LOANS, FMHA.....		10.418	(\$1,789)	FACILITIES AND EQUIPMENT, A/A TRUST FUND			
DEPARTMENT OF COMMERCE				OPERATIONS, FAA			
GRANT FUNDS				TOTAL - OTHER FEDERAL FUNDS.....			
ECON DEV-PUBLIC WORKS IMPACT PROJECTS, EDA.....		11.304	\$194	AGENCY TOTAL - FEDERAL FUNDS.....			
TOTAL - GRANT FUNDS			\$194				\$10,291
OTHER FEDERAL FUNDS				DEPARTMENT OF THE TREASURY			
CONSOLIDATED WORKING FUND, NOAA.....	7		\$36	GRANT FUNDS			
OPERATIONS, RESEARCH, AND FACILITIES, NOAA.....	7		\$72	STATE AND LOCAL GOV FISCAL ASST TRUST FUND			
PERIODIC CENSUS.....			\$112	TOTAL - GRANT FUNDS			\$453
WEATHER & RIVER FORECASTS & WARNINGS, NWS.....	7		\$411	OTHER FEDERAL FUNDS			
TOTAL - OTHER FEDERAL FUNDS.....			\$602	ADMINISTERING THE PUBLIC DEBT			
AGENCY TOTAL - FEDERAL FUNDS.....			\$856	TOTAL - OTHER FEDERAL FUNDS.....			**
DEPARTMENT OF DEFENSE				AGENCY TOTAL - FEDERAL FUNDS.....			
OTHER FEDERAL FUNDS				INDIRECT FEDERAL SUPPORT *			
CIVILIAN PAY.....	10		\$73	INTEREST ON THE PUBLIC DEBT.....			
MILITARY PRIME SUPPLY CONTRACTS.....	0		\$109				(\$796)
MILITARY RESERVE AND NATIONAL GUARD PAY.....	10		\$504	ACTION			
MILITARY RETIRED PAY.....	10		\$736	GRANT FUNDS			
TOTAL - OTHER FEDERAL FUNDS.....			\$1,422	RETIRED SENIOR VOLUNTEER PROGRAM			
AGENCY TOTAL - FEDERAL FUNDS.....			\$1,422	TOTAL - GRANT FUNDS			\$36
DEPARTMENT OF EDUCATION				AGENCY TOTAL - FEDERAL FUNDS.....			
GRANT FUNDS				GENERAL SERVICES ADMINISTRATION			
COLLEGE LIBRARY RESOURCES.....	04	005	\$2	OTHER FEDERAL FUNDS			
EDUC DEPRIVED CHILDREN-LEA'S.....	04	010	\$220	FEDERAL BUILDINGS FUND.....			
SAFE MAINTENANCE AND OPERATION.....	04	041	\$88	TOTAL - OTHER FEDERAL FUNDS.....			\$96
TOTAL - GRANT FUNDS			\$310	AGENCY TOTAL - FEDERAL FUNDS.....			\$96
AGENCY TOTAL - FEDERAL FUNDS.....			\$310				

FEDERAL INFORMATION EXCHANGE SYSTEM COUNTY SUMMARIES - AGENCY OPERATIONS

(Dollar amounts in thousands)

	PROLATION CODE	CFDA NO.	FY 1980 FUNDS		PROLATION CODE	CFDA NO.	FY 1980 FUNDS
ALASKA—Con.				PERIODIC CENSUSES..... \$13			
OFFICE OF PERSONNEL MANAGEMENT				WEATHER & RIVER FORECASTS & WARNINGS, RWS..... 7 \$75			
OTHER FEDERAL FUNDS				TOTAL - OTHER FEDERAL FUNDS..... \$353			
CIVIL SERVICE RETIREMENT & DISABILITY FUND..... \$489				AGENCY TOTAL - FEDERAL FUNDS..... \$458			
TOTAL - OTHER FEDERAL FUNDS..... \$489				DEPARTMENT OF DEFENSE			
AGENCY TOTAL - FEDERAL FUNDS..... \$489				OTHER FEDERAL FUNDS			
POSTAL SERVICE				CIVIL FUNCTIONS PRIME CONTRACTS..... 8 \$959			
OTHER FEDERAL FUNDS				CIVILIAN PAY..... 18 \$330			
POSTAL SERVICE FUND..... 18 \$1,259				MILITARY ACTIVE DUTY PAY..... 18 \$290			
TOTAL - OTHER FEDERAL FUNDS..... \$1,259				MILITARY PRIME SUPPLY CONTRACTS..... 8 \$303			
AGENCY TOTAL - FEDERAL FUNDS..... \$1,259				MILITARY RESERVE AND NATIONAL GUARD PAY..... 18 \$1,467			
RAILROAD RETIREMENT BOARD				MILITARY RETIRED PAY..... 18 \$53			
OTHER FEDERAL FUNDS				TOTAL - OTHER FEDERAL FUNDS..... \$3,402			
RAILROAD RETIREMENT ACCOUNT..... 21 \$7,001				AGENCY TOTAL - FEDERAL FUNDS..... \$3,402			
TOTAL - OTHER FEDERAL FUNDS..... \$7				DEPARTMENT OF EDUCATION			
AGENCY TOTAL - FEDERAL FUNDS..... \$7				GRANT FUNDS			
SMALL BUSINESS ADMINISTRATION				EDUC DEPRIVED CHILDREN-LEA'S..... 84 010 \$321			
OTHER FEDERAL FUNDS				INDIAN ED-GRANTS TO LOCAL EDUCATIONAL AGCY..... 84 060 \$510			
PHYSICAL DISASTER LOANS..... 59 008 \$46				SAFE-MAINTENANCE AND OPERATION..... 84 041 \$1,331			
TOTAL - OTHER FEDERAL FUNDS..... \$46				VOCATIONAL ED-PGS FOR INDIAN TRIBES & ORGS..... 84 101 \$103			
AGENCY TOTAL - FEDERAL FUNDS..... \$46				TOTAL - GRANT FUNDS..... \$2,265			
INDIRECT FEDERAL SUPPORT *				AGENCY TOTAL - FEDERAL FUNDS..... \$2,265			
SMALL BUSINESS LOANS..... 59 017 (\$558)				DEPARTMENT OF ENERGY			
TENNESSEE VALLEY AUTHORITY				GRANT FUNDS			
OTHER FEDERAL FUNDS				GEOTHERMAL/HYDROTHERMAL-RESOURCE APPLIC..... 7 \$5			
TENNESSEE VALLEY AUTHORITY FUND..... \$2				TOTAL - GRANT FUNDS..... \$5			
TOTAL - OTHER FEDERAL FUNDS..... \$2				AGENCY TOTAL - FEDERAL FUNDS..... \$5			
AGENCY TOTAL - FEDERAL FUNDS..... \$2				DEPARTMENT OF HEALTH AND HUMAN SERVICES			
VETERANS ADMINISTRATION				GRANT FUNDS			
OTHER FEDERAL FUNDS				CHILD DEVELOPMENT-HEAD START, OS..... 13 600 \$151			
AUTOS & SPECIAL EQUIPMENT, DISABLED VETS..... 13 84 100 \$0				FAMILY PLANNING PROJECTS, HSA..... 13 317 \$24			
COMPENSATION TO DEPENDENTS, VETS S/C DEATH..... 13 84 102 \$1				NATIVE AMERICAN PROGRAMS, OS..... 13 612 \$76			
DEPENDENTS INDEMNITY COMPENSATION (DIC)..... 13 84 110 \$23				TOTAL - GRANT FUNDS..... \$251			
SONS, DAUGHTERS, WIVES & WILLOWS EDUCATION..... 13 84 117 \$4				OTHER FEDERAL FUNDS			
VETERANS DEATH PENSION..... 13 84 105 \$19				HEALTH SERVICES, HSA..... \$460			
VETERANS DISABILITY COMPENSATION..... 13 84 104 \$161				INDIAN HEALTH FACILITIES, HSA..... 13 773 \$666			
VETERANS DISABILITY PENSION..... 13 84 104 \$21				MEDICARE-HOSPITAL INSURANCE, HCFA..... 13 774 \$235			
VETERANS INSURANCE AND INDEMNITIES..... 13 84 102 \$39				MEDICARE-SUPP. MEDICAL INSURANCE, HCFA..... 13 802 \$119			
VETERANS READJUSTMENT TRAINING..... 13 84 111 \$103				SOCIAL SECURITY-RETIREMENT INSURANCE, SSA..... 13 13 003 \$651			
VETS BURIAL AWARDS & OTHER MUSC BENEF PMT..... 13 84 101 \$4				SOCIAL SECURITY-SURVIVORS INSURANCE, SSA..... 13 13 003 \$684			
VOCATIONAL REHAB, TRNG. FOR DISABLED VETS..... 13 84 116 \$2				SUPPLEMENTAL SECURITY INCOME, SSA..... 13 13 007 \$284			
TOTAL - OTHER FEDERAL FUNDS..... \$378				TOTAL - OTHER FEDERAL FUNDS..... \$3,100			
AGENCY TOTAL - FEDERAL FUNDS..... \$378				AGENCY TOTAL - FEDERAL FUNDS..... \$3,350			
INDIRECT FEDERAL SUPPORT *				DEPARTMENT OF HOUSING AND URBAN DEVELOPMENT			
VETERANS GUARANTEED AND INSURED LOANS..... 84 114 (\$2,303)				INDIRECT FEDERAL SUPPORT *			
COUNTY TOTAL - GRANT FUNDS..... \$4,470				MOBILE HOME LOAN INSURANCE, H..... 14 110 (\$451)			
COUNTY TOTAL - OTHER FEDERAL FUNDS..... \$18,016				DEPARTMENT OF THE INTERIOR			
COUNTY TOTAL - FEDERAL FUNDS..... \$26,486				GRANT FUNDS			
COUNTY TOTAL - FEDERAL FUNDS..... \$26,486				INDIAN EMPLOYMENT ASSISTANCE, BIA..... 13 100 \$357			
COUNTY TOTAL - FEDERAL FUNDS..... \$26,486				INDIAN HOUSING ASSISTANCE, BIA..... 13 101 \$776			
COUNTY TOTAL - FEDERAL FUNDS..... \$26,486				TOTAL - GRANT FUNDS..... \$1,133			
COUNTY-NOME				OTHER FEDERAL FUNDS			
DEPARTMENT OF AGRICULTURE				CONSOLIDATED WORKING FUND, BIA..... \$272			
GRANT FUNDS				CONSTRUCTION, BUREAU OF INDIAN AFFAIRS..... \$3,514			
CHILD CARE FOOD PROGRAM, FNS..... 18 10 534 \$8				INDIAN SOCIAL SERVICES-CHILD WELFARE, BIA..... 13 103 \$1			
EQUIP ASST PROG-SCHOOL FOOD SVC PROG, FNS..... 18 10 534 \$2				INDIAN SOCIAL SERVICES-GENERAL ASST., BIA..... 13 112 \$1,874			
FOOD STAMP BONUS COUPONS, FNS..... 18 10 531 \$953				OPERATION OF INDIAN PROGRAMS, BIA..... \$4,750			
NATIONAL SCHOOL LUNCH PROGRAM-CASH, FNS..... 18 10 533 \$159				RESOURCE MANAGEMENT, FWS..... 7 \$11			
NUTRITION PROGRAMS FOR THE ELDERLY, FNS..... 11 10 530 \$3				ROAD CONSTRUCTION, BIA..... \$513			
SCHOOL BREAKFAST PROGRAM, FNS..... 18 10 532 \$4				WORKING CAPITAL FUND, O/S, INTERIOR..... \$68			
SPECIAL MILK PROGRAM FOR CHILDREN, FNS..... 18 10 534 \$3				TOTAL - OTHER FEDERAL FUNDS..... \$11,001			
TOTAL - GRANT FUNDS..... \$1,131				AGENCY TOTAL - FEDERAL FUNDS..... \$12,135			
OTHER FEDERAL FUNDS				DEPARTMENT OF LABOR			
WORKING CAPITAL FUND, FS..... 18 \$200				GRANT FUNDS			
TOTAL - OTHER FEDERAL FUNDS..... \$200				COMPREHENSIVE EMPL. & TRNG. PROGRAMS, ETA..... 17 333 \$569			
AGENCY TOTAL - FEDERAL FUNDS..... \$1,332				EMPLOYMENT SERVICES (CFEA-LMI), ETA..... 17 301 \$52			
INDIRECT FEDERAL SUPPORT *				INDIAN EMPLOYMENT & TRAINING PROGRAM, ETA..... 17 334 \$838			
DONATION OF COMM. TO SCHOOL LUNCH, FNS..... 18 10 530 (\$4)				SUMMER YOUTH EMPLOYMENT PROGRAMS, ETA..... 17 332 \$144			
FOOD DISTRIBUTION TO INSTITUTIONS, FNS..... 18 10 530 (\$4)				YOUTH COMMUNITY CONSERVATION & IMPROV, ETA..... 17 331 \$23			
FOOD DISTRIBUTION TO SCHOOLS, FNS..... 18 10 530 (\$91)				YOUTH EMPLOYMENT & TRAINING PROGRAMS, ETA..... 17 337 \$121			
DEPARTMENT OF COMMERCE				TOTAL - GRANT FUNDS..... \$1,747			
GRANT FUNDS				OTHER FEDERAL FUNDS			
ECON DEV-GRANTS & LOANS-PUBLIC WORKS, EDA..... 11 200 \$305				FED UNEMPLOYMENT BENEFITS & ALLOWANCES, ETA..... 17 315 \$121			
TOTAL - GRANT FUNDS..... \$305				SPECIAL UNEMPLOYMENT ASSISTANCE, ETA..... 17 311 \$34			
OTHER FEDERAL FUNDS				TRADE ADJUSTMENT ASSISTANCE, ETA..... 17 620 \$0			
CONSOLIDATED WORKING FUND, NOAA..... 7 \$23				TOTAL - OTHER FEDERAL FUNDS..... \$155			
OPERATIONS, RESEARCH, AND FACILITIES NOAA..... 7 \$242				AGENCY TOTAL - FEDERAL FUNDS..... \$1,902			

FEDERAL INFORMATION EXCHANGE SYSTEM COUNTY SUMMARIES - AGENCY OPERATIONS

(Dollar amounts in thousands)

	PROGR. CODE	CFDA NO.	FY 1980 FUNDS		PROGR. CODE	CFDA NO.	FY 1980 FUNDS
ALASKA—Con.				INDIRECT FEDERAL SUPPORT *			
DEPARTMENT OF TRANSPORTATION				DONATION OF COMM. TO SCHOOL LUNCH, FNS 14..... 10 550..... (\$ 3)			
GRANT FUNDS				FOOD DISTRIBUTION TO SCHOOLS, FNS 14..... 10 550..... (\$ 31)			
AIRPORT PLANNING GRANT PROGRAM, FAA	70 102		\$1,148	RURAL TELEPHONE LNS. & LN. GUARANTEES, REA 2..... 10 651..... (\$ 5,000)			
HIGHWAY PLANNING AND CONSTRUCTION, FHWA	70 302		\$3,654	DEPARTMENT OF COMMERCE			
TOTAL - GRANT FUNDS			\$4,802	GRANT FUNDS			
OTHER FEDERAL FUNDS				ECON DEV-GRANTS & LOANS-PUBLIC WORKS, EDA 11 300..... \$76			
FACILITIES AND EQUIPMENT, A/A TRUST FUND			\$400	ECON DEV-PUBLIC WORKS IMPACT PROJECTS, EDA 11 300..... \$350			
OPERATING EXPENSES, CG			\$127	TOTAL - GRANT FUNDS			
OPERATIONS, FAA			\$1,232	OTHER FEDERAL FUNDS			
TOTAL - OTHER FEDERAL FUNDS			\$1,760	CONSOLIDATED WORKING FUND, NOAA 7..... \$21			
AGENCY TOTAL - FEDERAL FUNDS			\$4,562	OPERATIONS, RESEARCH, AND FACILITIES, NOAA 7..... \$454			
DEPARTMENT OF THE TREASURY				WEATHER & RIVER FORECASTS & WARNINGS, NWS 7..... \$178			
GRANT FUNDS				TOTAL - OTHER FEDERAL FUNDS			
STATE AND LOCAL GOV FISCAL ASST TRUST FUND			\$224	AGENCY TOTAL - FEDERAL FUNDS \$1,029			
TOTAL - GRANT FUNDS			\$224	DEPARTMENT OF DEFENSE			
OTHER FEDERAL FUNDS				OTHER FEDERAL FUNDS			
ADMINISTERING THE PUBLIC DEBT	10		\$1	CIVIL FUNCTIONS PRIME CONTRACTS 8..... \$4,490			
TOTAL - OTHER FEDERAL FUNDS			\$1	MILITARY ACTIVE DUTY PAY 18..... \$407			
AGENCY TOTAL - FEDERAL FUNDS			\$225	MILITARY PRIME SERVICE CONTRACTS 8..... \$1			
INDIRECT FEDERAL SUPPORT *				MILITARY RESERVE AND NATIONAL GUARD PAY 8..... \$115			
INTEREST ON THE PUBLIC DEBT	10		(\$ 693)	MILITARY RETIRED PAY 12..... \$26			
ENVIRONMENTAL PROTECTION AGENCY				TOTAL - OTHER FEDERAL FUNDS \$5,039			
GRANT FUNDS				AGENCY TOTAL - FEDERAL FUNDS \$5,039			
CONST GRTS FOR WASTEWATER TREAT WORKS, WWM	44 618		\$19	DEPARTMENT OF EDUCATION			
TOTAL - GRANT FUNDS			\$19	GRANT FUNDS			
AGENCY TOTAL - FEDERAL FUNDS			\$19	BASIC EDUCATIONAL OPPORTUNITY GRANT PROG 84 063..... \$10			
GENERAL SERVICES ADMINISTRATION				BASIC SKILLS IMPROVEMENT 84 109..... \$90			
OTHER FEDERAL FUNDS				EDUC DEPRIVED CHILDREN-LEA'S 84 018..... \$115			
FEDERAL BUILDINGS FUND			\$113	NATIONAL DEFENSE/DIRECT STUDENT LOANS 84 034..... \$5			
TOTAL - OTHER FEDERAL FUNDS			\$113	SASA-MAINTENANCE AND OPERATION 84 017..... \$4,052			
AGENCY TOTAL - FEDERAL FUNDS			\$113	SUPPLEMENTAL EDUCATIONAL OPPORTUNITY GRTS 84 017..... \$5			
NATIONAL ENDOWMENT FOR THE HUMANITIES				TOTAL - GRANT FUNDS \$4,277			
GRANT FUNDS				AGENCY TOTAL - FEDERAL FUNDS \$4,277			
YOUTH GRANTS	48 115		\$3	DEPARTMENT OF HEALTH AND HUMAN SERVICES			
TOTAL - GRANT FUNDS			\$3	GRANT FUNDS			
AGENCY TOTAL - FEDERAL FUNDS			\$3	NATIVE AMERICAN PROGRAMS, OS 18 012..... \$73			
OFFICE OF PERSONNEL MANAGEMENT				TOTAL - GRANT FUNDS \$73			
OTHER FEDERAL FUNDS				OTHER FEDERAL FUNDS			
CIVIL SERVICE RETIREMENT & DISABILITY FUND	6		\$494	MEDICARE-HOSPITAL INSURANCE, HCFA 13 272..... \$220			
TOTAL - OTHER FEDERAL FUNDS			\$494	MEDICARE-SUPP. MEDICAL INSURANCE, HCFA 13 272..... \$164			
AGENCY TOTAL - FEDERAL FUNDS			\$494	SOCIAL SECURITY-DISABILITY INSURANCE, SSA 13..... 13 807..... \$69			
POSTAL SERVICE				SOCIAL SECURITY-RETIREMENT INSURANCE, SSA 13..... 13 803..... \$304			
OTHER FEDERAL FUNDS				SOCIAL SECURITY-SURVIVORS INSURANCE, SSA 16..... 13 805..... \$346			
POSTAL SERVICE FUND	15		\$1,481	SUPPLEMENTAL SECURITY INCOME, SSA 12..... 13 801..... \$79			
TOTAL - OTHER FEDERAL FUNDS			\$1,481	TOTAL - OTHER FEDERAL FUNDS \$1,183			
AGENCY TOTAL - FEDERAL FUNDS			\$1,481	AGENCY TOTAL - FEDERAL FUNDS \$1,256			
VETERANS ADMINISTRATION				DEPARTMENT OF HOUSING AND URBAN DEVELOPMENT			
OTHER FEDERAL FUNDS				INDIRECT FEDERAL SUPPORT *			
AUTOS & SPECIAL EQUIPMENT, DISABLED VETS	12	64 100	\$0	PROPERTY IMPROVEMENT LOAN INSURANCE, H 14 143..... (\$ 208)			
COMPENSATION TO DEPENDENTS, VETS S/C DEATH	12	64 102	\$1	DEPARTMENT OF THE INTERIOR			
DEPENDENTS INDEMNITY COMPENSATION (DIC)	12	64 110	\$14	GRANT FUNDS			
SONS, DAUGHTERS, WIVES & WIDOWS EDUCATION	12	64 112	\$2	OUTDOOR RECREATION-AQUIST, DEV & PLG, HORS 15 400..... \$127			
VETERANS DEATH PENSION	12	64 105	\$12	PAYMENT IN LIEU OF TAXES, BIAM			
VETERANS DISABILITY COMPENSATION	12	64 106	\$99	TOTAL - GRANT FUNDS \$350			
VETERANS DISABILITY PENSION	12	64 104	\$13	OTHER FEDERAL FUNDS			
VETERANS INSURANCE AND INDEMNITIES	12	64 103	\$24	CONSTRUCTION, BUREAU OF INDIAN AFFAIRS			
VETERANS READJUSTMENT TRAINING	12	64 111	\$63	WORKING CAPITAL FUND, O/S, INTERIOR \$49			
VETS BURIAL AWARDS & OTHER MUSC BENEF PMT	12	64 101	\$3	TOTAL - OTHER FEDERAL FUNDS \$50			
VOCATIONAL REHAB. TRNG. FOR DISABLED VETS	12	64 118	\$1	AGENCY TOTAL - FEDERAL FUNDS \$399			
TOTAL - OTHER FEDERAL FUNDS			\$232	DEPARTMENT OF LABOR			
AGENCY TOTAL - FEDERAL FUNDS			\$232	GRANT FUNDS			
COUNTY TOTAL - GRANT FUNDS			\$11,885	EMPLOYMENT SERVICES (CETA-LMU), ETA 17 207..... \$52			
COUNTY TOTAL - OTHER FEDERAL FUNDS			\$22,292	TOTAL - GRANT FUNDS \$52			
COUNTY TOTAL - FEDERAL FUNDS			\$34,177	OTHER FEDERAL FUNDS			
COUNTY-NORTH SLOPE				FED UNEMPLOYMENT BENEFITS & ALLOWNCES, ETA 17 213..... \$56			
DEPARTMENT OF AGRICULTURE				SPECIAL UNEMPLOYMENT ASSISTANCE, ETA 17 215..... \$16			
GRANT FUNDS				TRADE ADJUSTMENT ASSISTANCE, ETA 17 400..... \$0			
FOOD STAMP BONUS COUPONS, FNS	1	10 551	\$266	TOTAL - OTHER FEDERAL FUNDS \$72			
NATIONAL SCHOOL LUNCH PROGRAM-CASH, FNS	10	10 553	\$118	AGENCY TOTAL - FEDERAL FUNDS \$124			
NUTRITION PROGRAMS FOR THE ELDERLY, FNS	11	10 550	\$4	DEPARTMENT OF TRANSPORTATION			
SCHOOL BREAKFAST PROGRAM, FNS	10	10 552	\$7	GRANT FUNDS			
SUPP. FOOD-WOMEN, INFANTS & CHILDREN, FNS	10	10 557	\$123	HIGHWAY PLANNING AND CONSTRUCTION, FHWA 70 303..... \$683			
TOTAL - GRANT FUNDS			\$517	TOTAL - GRANT FUNDS \$683			
AGENCY TOTAL - FEDERAL FUNDS			\$517	OTHER FEDERAL FUNDS			
DEPARTMENT OF AGRICULTURE				FACILITIES AND EQUIPMENT, A/A TRUST FUND \$299			
GRANT FUNDS				OPERATIONS, FAA \$1,054			
FOOD STAMP BONUS COUPONS, FNS	1	10 551	\$266	TOTAL - OTHER FEDERAL FUNDS \$1,353			
NATIONAL SCHOOL LUNCH PROGRAM-CASH, FNS	10	10 553	\$118	AGENCY TOTAL - FEDERAL FUNDS \$2,036			
NUTRITION PROGRAMS FOR THE ELDERLY, FNS	11	10 550	\$4				
SCHOOL BREAKFAST PROGRAM, FNS	10	10 552	\$7				
SUPP. FOOD-WOMEN, INFANTS & CHILDREN, FNS	10	10 557	\$123				
TOTAL - GRANT FUNDS			\$517				
AGENCY TOTAL - FEDERAL FUNDS			\$517				

FEDERAL INFORMATION EXCHANGE SYSTEM COUNTY SUMMARIES - AGENCY OPERATIONS

[Dollar amounts in thousands]

	PROGRATION CODE	CPBA NO.	FY 1980 FUNDS		PROGRATION CODE	CPBA NO.	FY 1980 FUNDS
ALASKA—Con.				DEPARTMENT OF EDUCATION			
DEPARTMENT OF THE TREASURY				GRANT FUNDS			
STATE AND LOCAL GOV FISCAL ASST TRUST FUND			\$268	EDUC DEPRIVED CHILDREN-LEA'S	04 010 ..		\$122
TOTAL - GRANT FUNDS			\$268	INDIAN ED-GRANTS TO LOCAL EDUCATIONAL AGCY	04 090 ..		\$378
OTHER FEDERAL FUNDS				SAAFA-MAINTENANCE AND OPERATION	04 041 ..		\$1,148
ADMINISTERING THE PUBLIC DEBT	M		**	TOTAL - GRANT FUNDS			\$1,588
TOTAL - OTHER FEDERAL FUNDS			**	AGENCY TOTAL - FEDERAL FUNDS			
AGENCY TOTAL - FEDERAL FUNDS			\$268				\$1,588
INDIRECT FEDERAL SUPPORT *				DEPARTMENT OF HEALTH AND HUMAN SERVICES			
INTEREST ON THE PUBLIC DEBT	M		(\$346)	GRANT FUNDS			
OFFICE OF PERSONNEL MANAGEMENT				ALCOHOLISM TREATMENT AND REHAB PRGS, ADAMHA			
OTHER FEDERAL FUNDS				CHILD DEVELOPMENT-HEAD START, OS	13 232 ..		\$51
CIVIL SERVICE RETIREMENT & DISABILITY FUND	B		\$329	INDIAN ED-GRANTS TO LOCAL EDUCATIONAL AGCY	13 600 ..		\$96
TOTAL - OTHER FEDERAL FUNDS			\$329	NATIVE AMERICAN PROGRAMS, OS	13 612 ..		\$37
AGENCY TOTAL - FEDERAL FUNDS			\$329	TOTAL - GRANT FUNDS			\$164
POSTAL SERVICE				OTHER FEDERAL FUNDS			
POSTAL SERVICE FUND	18		\$407	SOCIAL SECURITY-DISABILITY INSURANCE, SSA	13	13 002 ..	\$67
TOTAL - OTHER FEDERAL FUNDS			\$407	SOCIAL SECURITY-RETIREMENT INSURANCE, SSA	13	13 003 ..	\$410
AGENCY TOTAL - FEDERAL FUNDS			\$407	SOCIAL SECURITY-SURVIVORS INSURANCE, SSA	13	13 005 ..	\$373
VETERANS ADMINISTRATION				SUPPLEMENTAL SECURITY INCOME, SSA	13	13 007 ..	\$17
OTHER FEDERAL FUNDS				TOTAL - OTHER FEDERAL FUNDS			\$867
AUTOS & SPECIAL EQUIPMENT, DISABLED VETS	12	04 100 ..	**	AGENCY TOTAL - FEDERAL FUNDS			
COMPENSATION TO DEPENDENTS, VETS S/C DEATH	12	04 101 ..	**				\$1,050
DEPENDENTS INDEMNITY COMPENSATION (DIC)	12	04 110 ..	\$5	DEPARTMENT OF HOUSING AND URBAN DEVELOPMENT			
SONS, DAUGHTERS, WIVES & WIDOWS EDUCATION	12	04 117 ..	\$1	INDIRECT FEDERAL SUPPORT *			
VETERANS DEATH PENSION	12	04 105 ..	\$4	MOBILE HOME LOAN INSURANCE, H	14 110 ..		(\$260)
VETERANS DISABILITY COMPENSATION	12	04 106 ..	\$37	MORTGAGE INSURANCE-HOMES, H	14 117 ..		(\$48)
VETERANS DISABILITY PENSION	12	04 104 ..	\$5	MTGE INS-GRADUATED PAYMENT MORTGAGE PRG, H	14 150 ..		(\$76)
VETERANS INSURANCE AND INDEMNITIES	12	04 102 ..	\$9	DEPARTMENT OF THE INTERIOR			
VETERANS READJUSTMENT TRAINING	12	04 111 ..	\$24	GRANT FUNDS			
VETS BURIAL AWARDS & OTHER ANSC BENEF PMT	12	04 101 ..	\$1	INDIAN EMPLOYMENT ASSISTANCE, BIA	15 108 ..		\$2
VOCATIONAL REHAB, TRNG, FOR DISABLED VETS	12	04 116 ..	**	TOTAL - GRANT FUNDS			\$2
TOTAL - OTHER FEDERAL FUNDS			\$87	OTHER FEDERAL FUNDS			
AGENCY TOTAL - FEDERAL FUNDS			\$87	INDIAN SOCIAL SERVICES-GENERAL ASST., BIA	15 113 ..		\$15
COUNTY TOTAL - GRANT FUNDS			\$4,644	OPERATION OF INDIAN PROGRAMS, BIA			**
COUNTY TOTAL - OTHER FEDERAL FUNDS			\$9,124	ROAD CONSTRUCTION, BIA			\$339
COUNTY TOTAL - FEDERAL FUNDS			\$15,769	TOTAL - OTHER FEDERAL FUNDS			\$354
COUNTY-PRINCE WALES-O KETCH				AGENCY TOTAL - FEDERAL FUNDS			
DEPARTMENT OF AGRICULTURE							\$357
GRANT FUNDS				DEPARTMENT OF JUSTICE			
CHILD CARE FOOD PROGRAM, FNS	10	10 534 ..	\$15	OTHER FEDERAL FUNDS			
FOOD STAMP BONUS COUPONS, FNS	1	10 531 ..	\$153	S & E, IMMIGRATION AND NATURALIZATION SVC	19		\$1
NATIONAL SCHOOL LUNCH PROGRAM-CASH, FNS	10	10 533 ..	\$51	TOTAL - OTHER FEDERAL FUNDS			\$1
NUTRITION PROGRAMS FOR THE ELDERLY, FNS	11	10 530 ..	\$3	AGENCY TOTAL - FEDERAL FUNDS			
SCHOOL BREAKFAST PROGRAM, FNS	10	10 532 ..	\$5				\$1
SPECIAL MILK PROGRAM FOR CHILDREN, FNS	10	10 534 ..	\$1	DEPARTMENT OF LABOR			
TOTAL - GRANT FUNDS			\$237	GRANT FUNDS			
OTHER FEDERAL FUNDS				COMPREHENSIVE EMPL. & TRNG. PROGRAMS, ETA	1	17 322 ..	\$130
FOREST MANAGE, PROTECTION, AND UTILIZATION	10		\$1,755	INDIAN EMPLOYMENT & TRAINING PROGRAM, ETA	1	17 324 ..	\$246
TOTAL - OTHER FEDERAL FUNDS			\$1,755	SUMMER YOUTH EMPLOYMENT PROGRAMS, ETA	9	17 323 ..	\$18
AGENCY TOTAL - FEDERAL FUNDS			\$1,982	YOUTH COMMUNITY CONSERVATION & IMPROV, ETA	9	17 325 ..	\$5
INDIRECT FEDERAL SUPPORT *				YOUTH EMPLOYMENT & TRAINING PROGRAMS, ETA	9	17 326 ..	\$25
DONATION OF COMM. TO SCHOOL LUNCH, FNS	10	10 530 ..	(\$2)	TOTAL - GRANT FUNDS			\$423
FOOD DISTRIBUTION TO SCHOOLS, FNS	10	10 530 ..	(\$18)	OTHER FEDERAL FUNDS			
RURAL ELECTRIC LOANS & LN. GUARANTEES, REA	2	10 610 ..	(\$190)	FED UNEMPLOYMENT BENEFITS & ALLOWANCES, ETA	17 325 ..		\$80
DEPARTMENT OF COMMERCE				SPECIAL UNEMPLOYMENT ASSISTANCE, ETA	17 325 ..		\$22
GRANT FUNDS				TRADE ADJUSTMENT ASSISTANCE, ETA	17 400 ..		**
ECON DEV-GRANTS & LOANS-PUBLIC WORKS, EDA	11 300 ..		\$345	TOTAL - OTHER FEDERAL FUNDS			\$102
ECON DEV-SUPPORT FOR PLANNING ORGS, EDA	11 301 ..		\$40	AGENCY TOTAL - FEDERAL FUNDS			
PUBLIC TELECOMMUNICATIONS SVCS PRG, NIA	11 331 ..		\$39				\$525
TOTAL - GRANT FUNDS			\$424	DEPARTMENT OF TRANSPORTATION			
OTHER FEDERAL FUNDS				GRANT FUNDS			
CONSOLIDATED WORKING FUND, MOAA	7		\$12	HIGHWAY PLANNING AND CONSTRUCTION, FHWA	10 205 ..		**
OPERATIONS, RESEARCH, AND FACILITIES, MOAA	7		\$231	TOTAL - GRANT FUNDS			**
PERIODIC CENSUSES	7		\$10	AGENCY TOTAL - FEDERAL FUNDS			
WEATHER & RIVER FORECASTS & WARNINGS, NWS	7		\$47				**
TOTAL - OTHER FEDERAL FUNDS			\$299	DEPARTMENT OF THE TREASURY			
AGENCY TOTAL - FEDERAL FUNDS			\$723	GRANT FUNDS			
DEPARTMENT OF DEFENSE				STATE AND LOCAL GOV FISCAL ASST TRUST FUND			\$27
OTHER FEDERAL FUNDS				TOTAL - GRANT FUNDS			\$27
CIVILIAN PAY	13		\$14	OTHER FEDERAL FUNDS			
MILITARY RETIRED PAY	13		\$37	ADMINISTERING THE PUBLIC DEBT	M		\$2
TOTAL - OTHER FEDERAL FUNDS			\$51	TOTAL - OTHER FEDERAL FUNDS			\$29
AGENCY TOTAL - FEDERAL FUNDS			\$51	AGENCY TOTAL - FEDERAL FUNDS			
GENERAL SERVICES ADMINISTRATION							\$29
OTHER FEDERAL FUNDS				INDIRECT FEDERAL SUPPORT *			
FEDERAL BUILDINGS FUND			\$6	INTEREST ON THE PUBLIC DEBT	M		(\$485)
TOTAL - OTHER FEDERAL FUNDS			\$6	GENERAL SERVICES ADMINISTRATION			
AGENCY TOTAL - FEDERAL FUNDS			\$6	OTHER FEDERAL FUNDS			

FEDERAL INFORMATION EXCHANGE SYSTEM COUNTY SUMMARIES - AGENCY OPERATIONS

[Dollar amounts in thousands]

	POPULATION CODE	CPBA NO.	FY 1960 FUNDS		POPULATION CODE	CPBA NO.	FY 1960 FUNDS
ALASKA—Con.							
OFFICE OF PERSONNEL MANAGEMENT							
OTHER FEDERAL FUNDS							
CIVIL SERVICE RETIREMENT & DISABILITY FUND	8		\$231				
TOTAL - OTHER FEDERAL FUNDS			\$231				
AGENCY TOTAL - FEDERAL FUNDS			\$231				
POSTAL SERVICE							
OTHER FEDERAL FUNDS							
POSTAL SERVICE FUND	18		\$555				
TOTAL - OTHER FEDERAL FUNDS			\$555				
AGENCY TOTAL - FEDERAL FUNDS			\$555				
VETERANS ADMINISTRATION							
OTHER FEDERAL FUNDS							
AUTOS & SPECIAL EQUIPMENT, DISABLED VETS	18	64.100	**				
COMPENSATION TO DEPENDENTS, VETS S/C DEATH	12	64.102	\$1				
DEPENDENTS INDEMNITY COMPENSATION (DIC)	17	64.114	\$12				
SONS, DAUGHTERS, WIVES & WIDOWS EDUCATION	18	64.117	\$2				
VETERANS DEATH PENSION	18	64.105	\$10				
VETERANS DISABILITY COMPENSATION	18	64.104	\$85				
VETERANS DISABILITY PENSION	18	64.104	\$11				
VETERANS INSURANCE AND INDEMNITIES	18	64.103	\$21				
VETERANS READJUSTMENT TRAINING	18	64.111	\$54				
VETS BURIAL AWARDS & OTHER MISC BENEF PMT	18	64.101	\$2				
VOCATIONAL REHAB. TRNG. FOR DISABLED VETS	18	64.116	\$1				
TOTAL - OTHER FEDERAL FUNDS			\$200				
AGENCY TOTAL - FEDERAL FUNDS			\$200				
COUNTY TOTAL - GRANT FUNDS			\$2,875				
COUNTY TOTAL - OTHER FEDERAL FUNDS			\$4,424				
COUNTY TOTAL - FEDERAL FUNDS			\$7,299				
COUNTY-SITKA							
DEPARTMENT OF AGRICULTURE							
GRANT FUNDS							
CHILD CARE FOOD PROGRAM, FNS	10	10.534	\$19				
FOOD STAMP BONUS COUPONS, FNS	5	10.511	\$259				
NATIONAL SCHOOL LUNCH PROGRAM-CASH, FNS	10	10.533	\$53				
NUTRITION PROGRAMS FOR THE ELDERLY, FNS	11	10.530	\$5				
SPECIAL MILK PROGRAM FOR CHILDREN, FNS	10	10.534	\$2				
TOTAL - GRANT FUNDS			\$338				
OTHER FEDERAL FUNDS							
BRUSH DISPOSAL, FS	14		\$29				
FOREST MANAGE, PROTECTION, AND UTILIZATION	14		\$2,163				
TIMBER SALVAGE SALES, FS	14		\$31				
TOTAL - OTHER FEDERAL FUNDS			\$2,224				
AGENCY TOTAL - FEDERAL FUNDS			\$2,562				
INDIRECT FEDERAL SUPPORT *							
DONATION OF COMM. TO SCHOOL LUNCH, FNS	10	10.530	(\$3)				
FOOD DISTRIBUTION TO INSTITUTIONS, FNS	10	10.530	(\$13)				
FOOD DISTRIBUTION TO SCHOOLS, FNS	10	10.530	(\$29)				
DEPARTMENT OF COMMERCE							
GRANT FUNDS							
PUBLIC TELECOMMUNICATIONS SVCS PRG, NTA		11.551	\$147				
TOTAL - GRANT FUNDS			\$147				
OTHER FEDERAL FUNDS							
CENSUS SPECIAL TABULATIONS AND SERVICES		11.005	**				
CONSOLIDATED WORKING FUND, CENSUS			\$2				
CURRENT STATISTICAL PROGRAMS, CENSUS			\$1				
PERIODIC CENSUSES			\$31				
TOTAL - OTHER FEDERAL FUNDS			\$35				
AGENCY TOTAL - FEDERAL FUNDS			\$182				
INDIRECT FEDERAL SUPPORT *							
FISHERY VESSEL OBLIGATION GUARANTEES, NMFS	5	11.415	(\$950)				
DEPARTMENT OF DEFENSE							
OTHER FEDERAL FUNDS							
MILITARY RESERVE AND NATIONAL GUARD PAY	12		\$210				
MILITARY RETIRED PAY	12		\$87				
TOTAL - OTHER FEDERAL FUNDS			\$297				
AGENCY TOTAL - FEDERAL FUNDS			\$297				
DEPARTMENT OF EDUCATION							
GRANT FUNDS							
BASIC EDUCATIONAL OPPORTUNITY GRANT PROG	04	04.043	\$52				
COLLEGE LIBRARY RESOURCES	04	04.001	\$4				
EDUC DEPRIVED CHILDREN-LEA'S	04	04.010	\$18				
HIGHER ED-STRENGTHENING DEVELOPING INSTITS	04	04.031	\$368				
HIGHER EDUCATION-COOPERATIVE EDUCATION	04	04.013	\$57				
NATIONAL DEFENSE-DIRECT STUDENT LOANS	04	04.034	\$40				
SAFE-MAINTENANCE AND OPERATION							
SUPPLEMENTAL EDUCATIONAL OPPORTUNITY GRTS							
TOTAL - GRANT FUNDS							
AGENCY TOTAL - FEDERAL FUNDS							
DEPARTMENT OF HEALTH AND HUMAN SERVICES							
OTHER FEDERAL FUNDS							
INDIAN HEALTH FACILITIES, HSA			\$1,098				
MEDICARE-HOSPITAL INSURANCE, HCFA	12	12.773	\$354				
MEDICARE-SUPP. MEDICAL INSURANCE, HCFA	12	12.774	\$130				
SOCIAL SECURITY-DISABILITY INSURANCE, SSA	12	12.802	\$147				
SOCIAL SECURITY-RETIREMENT INSURANCE, SSA	12	12.803	\$1,080				
SOCIAL SECURITY-SURVIVORS INSURANCE, SSA	12	12.806	\$387				
SUPPLEMENTAL SECURITY INCOME, SSA	12	12.807	\$42				
TOTAL - OTHER FEDERAL FUNDS			\$3,238				
AGENCY TOTAL - FEDERAL FUNDS			\$3,238				
DEPARTMENT OF HOUSING AND URBAN DEVELOPMENT							
INDIRECT FEDERAL SUPPORT *							
PROPERTY IMPROVEMENT LOAN INSURANCE, H		14.142	(\$2)				
DEPARTMENT OF THE INTERIOR							
OTHER FEDERAL FUNDS							
CONSOLIDATED WORKING FUND, BIA			\$154				
CONSTRUCTION, BUREAU OF INDIAN AFFAIRS			\$3,598				
CONSTRUCTION, NATIONAL PARK SERVICE	18		\$3				
GEOL. MIN & WTR RES INVEST & TOPO MAP, GS	9		\$38				
OPERATION OF INDIAN PROGRAMS, BIA			\$7,506				
OPERATION OF THE NATIONAL PARK SYSTEM	18		\$313				
WORKING CAPITAL FUND, O/S, INTERIOR			\$13				
TOTAL - OTHER FEDERAL FUNDS			\$11,625				
AGENCY TOTAL - FEDERAL FUNDS			\$11,625				
DEPARTMENT OF LABOR							
GRANT FUNDS							
COMPREHENSIVE EMPL. & TRNG. PROGRAMS, ETA	5	17.232	\$177				
EMPLOYMENT SERVICES (CETA-LAW), ETA	5	17.207	\$105				
INDIAN EMPLOYMENT & TRAINING PROGRAM, ETA	5	17.234	\$209				
SUMMER YOUTH EMPLOYMENT PROGRAMS, ETA	5	17.232	\$25				
UNEMPLOYMENT INSURANCE, ETA	5	17.233	\$94				
YOUTH COMMUNITY CONSERVATION & IMPROV. ETA	5	17.232	\$7				
YOUTH EMPLOYMENT & TRAINING PROGRAMS, ETA	5	17.232	\$37				
TOTAL - GRANT FUNDS			\$453				
OTHER FEDERAL FUNDS							
FED UNEMPLOYMENT BENEFITS & ALLOWANCES, ETA		17.225	\$129				
SPECIAL UNEMPLOYMENT ASSISTANCE, ETA		17.225	\$36				
TRADE ADJUSTMENT ASSISTANCE, ETA		17.400	**				
TOTAL - OTHER FEDERAL FUNDS			\$165				
AGENCY TOTAL - FEDERAL FUNDS			\$618				
DEPARTMENT OF TRANSPORTATION							
GRANT FUNDS							
AIRPORT DEVELOPMENT AID PROGRAM, FAA		20.102	\$275				
HIGHWAY PLANNING AND CONSTRUCTION, FHWA		20.203	\$513				
TOTAL - GRANT FUNDS			\$789				
OTHER FEDERAL FUNDS							
ACQUISITION, CONSTRUCTION & IMPROVE., CG			\$299				
COAST GUARD SUPPLY FUND			\$48				
FACILITIES AND EQUIPMENT, A/A TRUST FUND			\$117				
OPERATING EXPENSES, CG			\$2,663				
OPERATIONS, FAA			\$712				
TOTAL - OTHER FEDERAL FUNDS			\$3,839				
AGENCY TOTAL - FEDERAL FUNDS			\$4,628				
DEPARTMENT OF THE TREASURY							
GRANT FUNDS							
STATE AND LOCAL GOV FISCAL ASST TRUST FUND			\$229				
TOTAL - GRANT FUNDS			\$229				
OTHER FEDERAL FUNDS							
ADMINISTERING THE PUBLIC DEBT	14		\$1				
S & E, UNITED STATES CUSTOMS SERVICE			\$28				
TOTAL - OTHER FEDERAL FUNDS			\$29				
AGENCY TOTAL - FEDERAL FUNDS			\$258				
INDIRECT FEDERAL SUPPORT *							
INTEREST ON THE PUBLIC DEBT	14		(\$693)				
ENVIRONMENTAL PROTECTION AGENCY							
GRANT FUNDS							
CONST GRTS FOR WASTEWATER TREAT WORKS, WWM		04.018	\$2,766				
TOTAL - GRANT FUNDS			\$2,766				
AGENCY TOTAL - FEDERAL FUNDS			\$2,766				
GENERAL SERVICES ADMINISTRATION							
OTHER FEDERAL FUNDS							
FEDERAL BUILDINGS FUND			\$185				
TOTAL - OTHER FEDERAL FUNDS			\$185				
AGENCY TOTAL - FEDERAL FUNDS			\$185				

FEDERAL INFORMATION EXCHANGE SYSTEM COUNTY SUMMARIES - AGENCY OPERATIONS

(Dollar amounts in thousands)

	PROVISION C.O.A.	CDA NO.	FY 1960 FUNDS		PROVISION CODE	CDA NO.	FY 1960 FUNDS
ALASKA—Con.				DEPARTMENT OF ENERGY			
OFFICE OF PERSONNEL MANAGEMENT				GRANT FUNDS			
OTHER FEDERAL FUNDS				STATE & LOCAL-CONSERV & SOLAR APPLICATION			
CIVIL SERVICE RETIREMENT & DISABILITY FUND	8		\$494	TOTAL - GRANT FUNDS	7	41 012	\$5
TOTAL - OTHER FEDERAL FUNDS			\$494	AGENCY TOTAL - FEDERAL FUNDS			\$5
AGENCY TOTAL - FEDERAL FUNDS			\$494	DEPARTMENT OF HEALTH AND HUMAN SERVICES			
POSTAL SERVICE				OTHER FEDERAL FUNDS			
OTHER FEDERAL FUNDS				HEALTH SERVICES, HSA			
POSTAL SERVICE FUND	15		\$555	MEDICARE-HOSPITAL INSURANCE, HCFA		13 773	\$3,884
TOTAL - OTHER FEDERAL FUNDS			\$555	MEDICARE-SUPP. MEDICAL INSURANCE, HCFA		12 774	\$1,486
AGENCY TOTAL - FEDERAL FUNDS			\$555	SOCIAL SECURITY-DISABILITY INSURANCE, SSA	12	13 802	\$112
SMALL BUSINESS ADMINISTRATION				SOCIAL SECURITY-RETIREMENT INSURANCE, SSA			
INDIRECT FEDERAL SUPPORT *				SOCIAL SECURITY-SURVIVORS INSURANCE, SSA			
SMALL BUSINESS LOANS		59 013	(\$113)	SUPPLEMENTAL SECURITY INCOME, SSA	12	13 807	\$55
VETERANS ADMINISTRATION				TOTAL - OTHER FEDERAL FUNDS			
OTHER FEDERAL FUNDS				AGENCY TOTAL - FEDERAL FUNDS			
AUTOS & SPECIAL EQUIPMENT, DISABLED VETS	12	64 100	\$0	DEPARTMENT OF HOUSING AND URBAN DEVELOPMENT			
COMPENSATION TO DEPENDENTS, VETS S/C DEATH	12	64 102	\$1	GRANT FUNDS			
DEPENDENTS INDEMNITY COMPENSATION (DICI)	12	64 110	\$19	COMM DEV BLOCK GRNTS-SMALL CITIES/DISC, CPD			
SONS, DAUGHTERS, WIVES & WIDOWS EDUCATION	12	64 117	\$3	TOTAL - GRANT FUNDS		14 219	\$71
VETERANS DEATH PENSION	12	64 105	\$15	AGENCY TOTAL - FEDERAL FUNDS			\$71
VETERANS DISABILITY COMPENSATION	12	64 109	\$130	DEPARTMENT OF THE INTERIOR			
VETERANS DISABILITY PENSION	12	64 104	\$17	GRANT FUNDS			
VETERANS INSURANCE AND INDEMNITIES	12	64 103	\$32	OUTDOOR RECREATION-AQUST, DEV & PLG, HCRS			
VETERANS READJUSTMENT TRAINING	12	64 111	\$83	TOTAL - GRANT FUNDS		13 400	\$100
VETS BURIAL AWARDS & OTHER MISC BENEF PMT	12	64 101	\$3	OTHER FEDERAL FUNDS			
VOCATIONAL REHAB. TRNG. FOR DISABLED VETS	12	64 116	\$1	CONSTRUCTION, BUREAU OF INDIAN AFFAIRS			
TOTAL - OTHER FEDERAL FUNDS			\$305	CONSTRUCTION, NATIONAL PARK SERVICE	18		\$6,500
AGENCY TOTAL - FEDERAL FUNDS			\$305	LAND AND WATER CONSERVATION FUND, HCRS	18		\$29
COUNTY TOTAL - GRANT FUNDS			\$5,995	OPERATION OF THE NATIONAL PARK SYSTEM	18		\$4
COUNTY TOTAL - OTHER FEDERAL FUNDS			\$22,991	ROAD CONSTRUCTION, BIA	18		\$465
COUNTY TOTAL - FEDERAL FUNDS			\$28,986	ROAD CONSTRUCTION, NATIONAL PARK SERVICE	18		\$601
				WORKING CAPITAL FUND, O/S, INTERIOR	18		\$1
				TOTAL - OTHER FEDERAL FUNDS			\$16
				AGENCY TOTAL - FEDERAL FUNDS			\$7,617
							\$7,716
COUNTY-SKAGWAY-YAKUTAT-ANGON				DEPARTMENT OF JUSTICE			
DEPARTMENT OF AGRICULTURE				OTHER FEDERAL FUNDS			
GRANT FUNDS				S & E, IMMIGRATION AND NATURALIZATION SVC			
NATIONAL SCHOOL LUNCH PROGRAM-CASH, FNS	10	10 515	\$77	TOTAL - OTHER FEDERAL FUNDS	19		\$55
SCHOOL BREAKFAST PROGRAM, FNS	10	10 513	\$13	AGENCY TOTAL - FEDERAL FUNDS			\$55
TOTAL - GRANT FUNDS			\$89	DEPARTMENT OF LABOR			
OTHER FEDERAL FUNDS				OTHER FEDERAL FUNDS			
WASTE DISPOSAL, FS	18		\$1	FED UNEMPLOYMENT BENEFITS & ALLOWANCES, ETA			
FOREST MANAGE. PROTECTION, AND UTILIZATION	18		\$169	SPECIAL UNEMPLOYMENT ASSISTANCE, ETA	17 725		\$56
WORKING CAPITAL FUND, FS	18		\$121	TRADE ADJUSTMENT ASSISTANCE, ETA	17 400		\$16
TOTAL - OTHER FEDERAL FUNDS			\$291	TOTAL - OTHER FEDERAL FUNDS			\$72
AGENCY TOTAL - FEDERAL FUNDS			\$380	AGENCY TOTAL - FEDERAL FUNDS			\$72
INDIRECT FEDERAL SUPPORT *				DEPARTMENT OF TRANSPORTATION			
DONATION OF COMM. TO SCHOOL LUNCH, FNS				GRANT FUNDS			
FOOD DISTRIBUTION TO SCHOOLS, FNS	10	10 510	(\$2)	HIGHWAY PLANNING AND CONSTRUCTION, FHWA			
DEPARTMENT OF COMMERCE				TOTAL - GRANT FUNDS		20 205	\$954
GRANT FUNDS				TOTAL - GRANT FUNDS			\$954
ECON DEV-GRANTS & LOANS-PUBLIC WORKS, EDA	11 300		\$18	OTHER FEDERAL FUNDS			
TOTAL - GRANT FUNDS			\$18	COAST GUARD SUPPLY FUND			
OTHER FEDERAL FUNDS				OPERATING EXPENSES, CG			
CONSOLIDATED WORKING FUND, NOAA	7		\$15	OPERATIONS, FAA			\$1
OPERATIONS, RESEARCH, AND FACILITIES, NOAA	7		\$208	RETIRED PAY, CG			\$2
PERIODIC CENSUSES	7		\$8	TOTAL - OTHER FEDERAL FUNDS			\$407
WEATHER & RIVER FORECASTS & WARNINGS, NWS	7		\$65	AGENCY TOTAL - FEDERAL FUNDS			\$645
TOTAL - OTHER FEDERAL FUNDS			\$296	DEPARTMENT OF THE TREASURY			
AGENCY TOTAL - FEDERAL FUNDS			\$314	GRANT FUNDS			
DEPARTMENT OF DEFENSE				STATE AND LOCAL GOV FISCAL ASST TRUST FUND			
OTHER FEDERAL FUNDS				TOTAL - GRANT FUNDS			\$89
CIVIL FUNCTIONS PRIME CONTRACTS	1		\$22	TOTAL - GRANT FUNDS			\$89
CIVILIAN PAY	13		\$17	OTHER FEDERAL FUNDS			
MILITARY RETIRED PAY	13		\$25	S & E, UNITED STATES CUSTOMS SERVICE			
TOTAL - OTHER FEDERAL FUNDS			\$64	TOTAL - OTHER FEDERAL FUNDS			\$83
AGENCY TOTAL - FEDERAL FUNDS			\$64	AGENCY TOTAL - FEDERAL FUNDS			\$83
DEPARTMENT OF EDUCATION				INDIRECT FEDERAL SUPPORT *			
GRANT FUNDS				INTEREST ON THE PUBLIC DEBT			
EDUC DEPRIVED CHILDREN-LEA'S	64 010		\$92	TOTAL - OTHER FEDERAL FUNDS	18		\$1,421
FOLLOW THROUGH	64 014		\$82	GENERAL SERVICES ADMINISTRATION			
INDIAN ED-GRANTS TO LOCAL EDUCATIONAL AGENCY	64 040		\$78	OTHER FEDERAL FUNDS			
SAFE-MAINTENANCE AND OPERATION	64 041		\$369	FEDERAL BUILDINGS FUND			
TOTAL - GRANT FUNDS			\$921	TOTAL - OTHER FEDERAL FUNDS			\$37
AGENCY TOTAL - FEDERAL FUNDS			\$921	AGENCY TOTAL - FEDERAL FUNDS			\$37

ATTACHMENT B
Election Districts

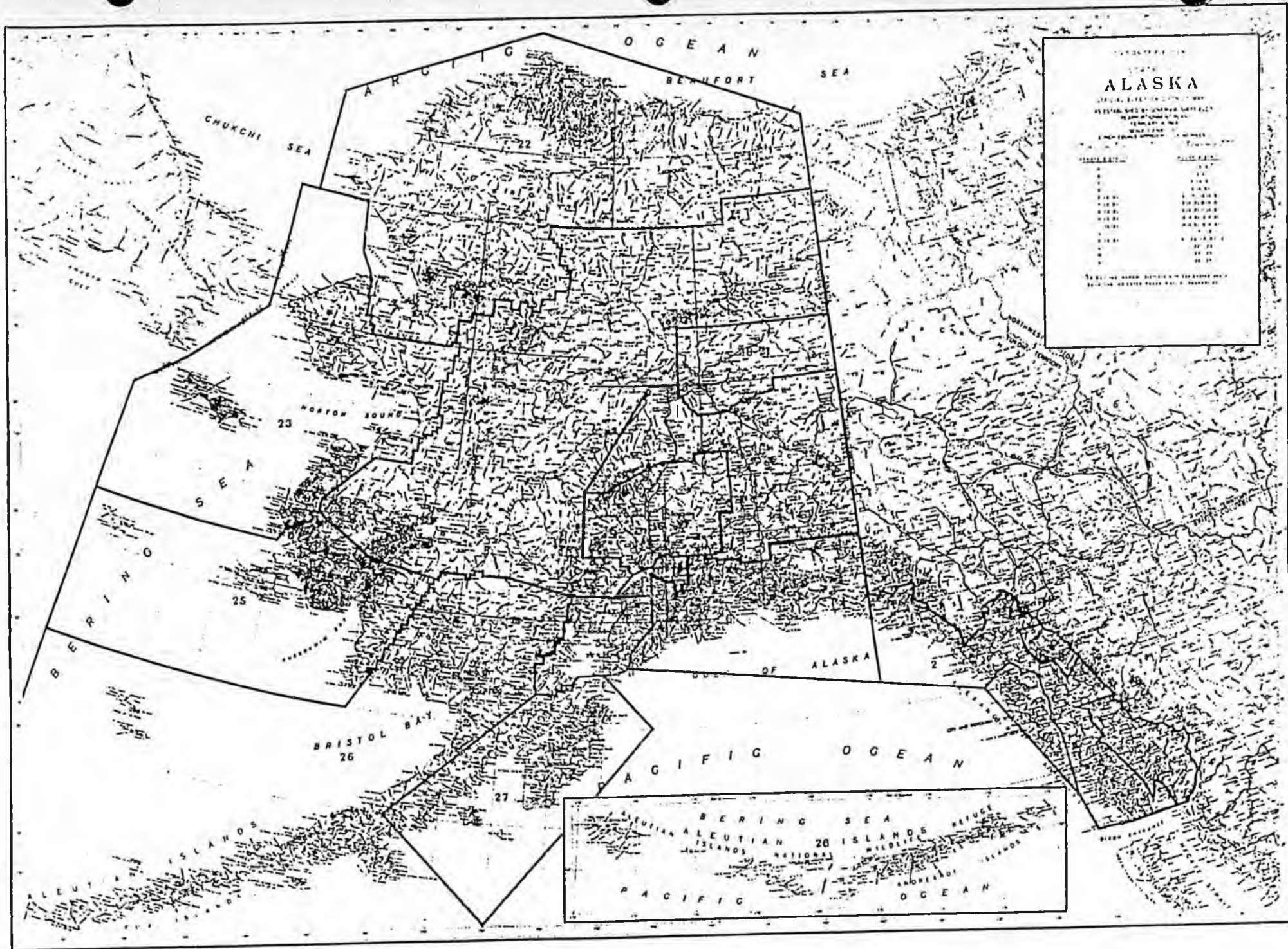


FIGURE 1

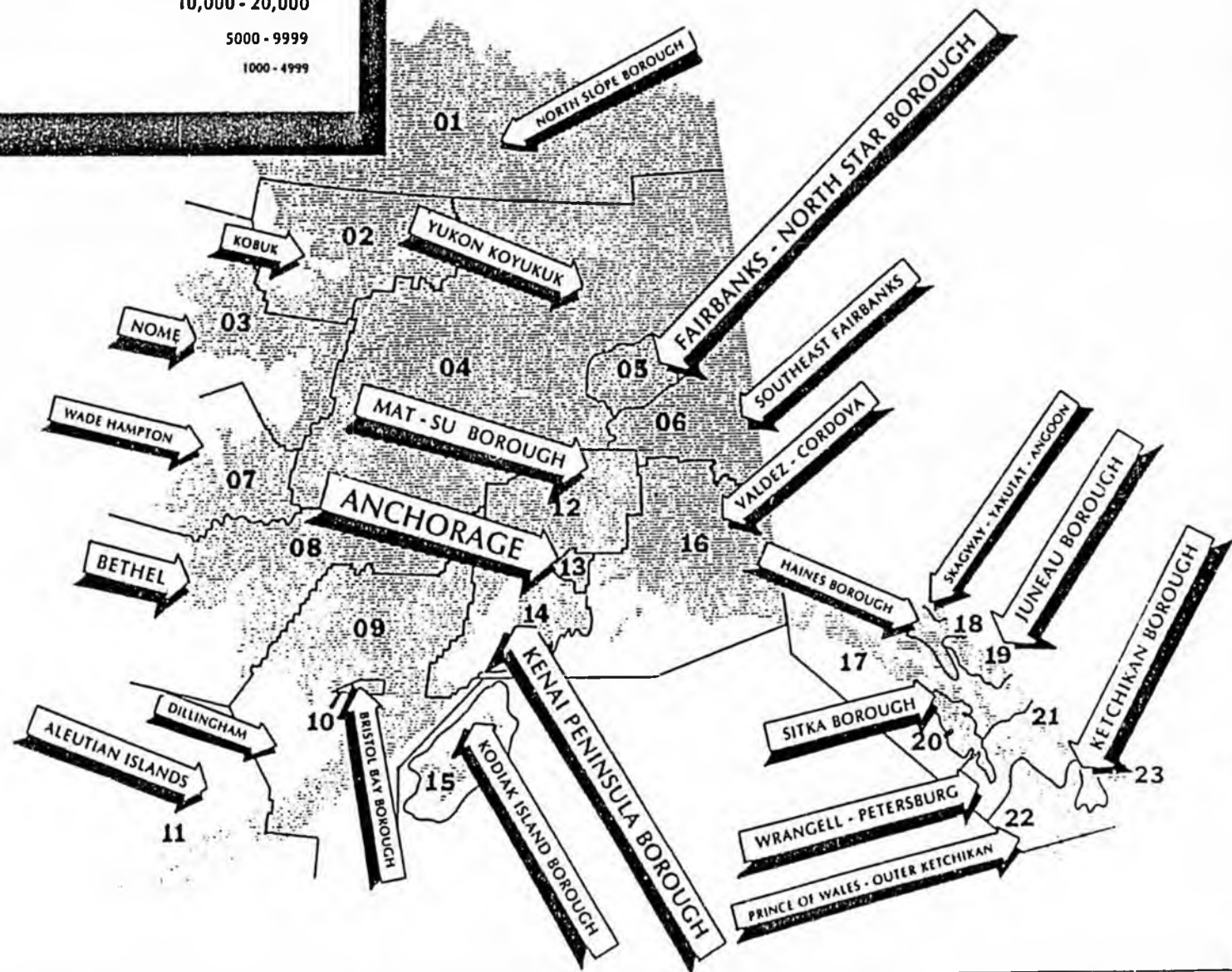
1980 CENSUS AREAS BY POPULATION

LETTER SIZE INDICATES

KEY

POPULATION

ANCHORAGE	OVER 100,000
FAIRBANKS - NORTH STAR BOROUGH	25,000 - 100,000
JUNEAU BOROUGH	10,000 - 20,000
KODIAK ISLAND BOROUGH	5000 - 9999
KOBUK	1000 - 4999





ALASKA STATE LEGISLATURE
HOUSE OF REPRESENTATIVES
RESEARCH AGENCY

P.O. Box Y, State Capitol
Juneau, Alaska 99811-3100
Mail Stop 3100
(907) 465-3991

August 22, 1986

MEMORANDUM

TO: Representative Niilo Koponen

ATTN: Lisa McLaren

FROM: Gretchen Keiser *G. Keiser*
Legislative Analyst

RE: Federal Transportation Funds for Alaska
Research Request 87-015

You asked us to investigate sources of federal transportation funds for Alaska to determine whether we were obtaining all available funding. In addition, you wanted to know if federal transportation funds for construction, maintenance and mass transit were administered separately.

We contacted the U.S. Department of Transportation for information on federal highway and mass transit funds for Alaska. The Alaska Department of Transportation and Public Facilities (DOT/PF) provided information about the administrative procedures involved in spending the federal funds. This memorandum first discusses federal highway funds administered by the Federal Highway Administration (FHWA) and then considers federal mass transit funds administered separately by the Urban Mass Transit Administration (UMTA).

Federal Highway Funds for Alaska

Annual revenues from the federal excise tax on gasoline are allocated nationwide on the basis of a state's miles of interstate highway, population and size. Alaska receives the minimum allocation of 0.5 percent, which represents about two to three times the amount of gasoline tax revenues collected in this state. General federal highway funds originally allocated to Alaska totalled \$165.4 million in the current federal fiscal year 1986--a one percent decline from the FY 85 funding level of \$167.6 million--following Gramm-Rudman budget adjustments. In mid-August, Alaska was notified that it will receive a supplemental allocation of \$3.2 million, which represents a share of unexpended FY 86 highway funds redistributed nationwide. The state also received \$5.2 million in FY 86 funding for special highway projects on federal public lands (e.g. the Craig-Klawock road on Prince of Wales Island).

During the past few years, Congress has placed limitations on the amount of allocated funds each state is authorized to spend during the fiscal year. In FY 85, for example, Alaska was limited to 95 percent (\$158.6 million) of its allocation. During FY 86, Alaska may obligate \$151.1 million in general federal highway funds--about 90 percent of its revised \$168.6 million allocation. The previously mentioned special highway project funding is not subject to the Congressional limitation.

Federal highway funds may not be used for highway maintenance, except for major renovations of interstate highways. Table 1 summarizes the federal highway fund categories and provides examples of Alaska highways which fall into the various categories. The funds which have been obligated in Alaska during the current fiscal year are also presented in Table 1. As of July 31, 1986, about \$104 million had been obligated in all fund categories; Alaska could spend an additional \$43.6 million in FY 86 funds. If we take into account the \$3.2 million in supplemental funds which the state recently received and obligations through August 21, 1986, the state has a balance of \$39 million--or 26 percent of the revised \$151.1 million FY 86 limitation.

According to the Federal Highway Administration, Alaska receives all federal highway funds to which it is entitled and routinely spends those funds up to its annual limitation. The Department of Transportation and Public Facilities (DOT/PF) must submit project-specific information in order to obligate federal funds and receive the authority to proceed on a highway project. Once federal funds are obligated, the DOT/PF contracts for design, engineering or construction work. According to Ron Lind (Director, Division of Plans, Programs and Budget in the DOT/PF), the above-mentioned balance of \$39 million with only six weeks remaining in federal FY 86 is somewhat large but represents primarily a \$25 million Glenn Highway project to be obligated shortly. The DOT/PF has submitted to the FHWA a preliminary list of about \$50 million in projects to be authorized under the remaining FY 86 obligations.

The DOT/PF pays expenses as work proceeds on a highway project and then submits a monthly bill, which consolidates expenditures for all qualified projects, to the FHWA for reimbursement. In the past, there has been a 100 to 180-day delay before the DOT/PF submitted bills for reimbursement. According to Doug Goldbach of the Division of Management and Finance in the DOT/PF, the lag now averages about 60 days under the Alaska State Accounting System (AKSAS). Much of this lag occurs because expenditure data in AKSAS must be converted into a form acceptable by the FHWA. Mr. Goldbach indicated that they are supplementing AKSAS with new accounting software which will speed the data conversion and reduce this lag. In addition, DOT/PF is developing an "on demand" billing system, which would allow more frequent billing (up to the FHWA's once-a-week limit) during the peak construction season.

Representative Koponen
August 22, 1986
Page 3

Federal Mass Transit Funds for Alaska

According to Pat LeVine, Alaska Regional Administrator for the Urban Mass Transit Administration (UMTA), Alaska has done quite well over the past few years with respect to mass transit funding. In FY 86, the State has received about \$370,000 for rural (entire state outside of Anchorage) and elderly/handicapped programs. The Municipality of Anchorage has also received about \$1 million in UMTA "Section 9" funds this year. Additional sources of mass transit funds to Alaska include Federal Highway Administration funds which can be shifted from the urban system category to the UMTA. Anchorage and Juneau are sharing about \$1 million in FY 86 FHWA funds for mass transit programs. Finally, the UMTA has "Section 3" discretionary funds available for special projects. According to Ms. LeVine, the Municipality of Anchorage has received about \$20 million in Section 3 funds over the past several years for construction of its vehicle maintenance facility.

* * *

Please contact me if you have any questions about this information.

GK

Attachment

TABLE 1
 FEDERAL HIGHWAY FUNDS FOR ALASKA
 Fiscal Year 1986
 (millions of dollars)

<u>Fund Category</u>	<u>Applicable Alaska Examples</u>	<u>Statewide Obligations 7/31/86</u>
<u>Interstate</u>		
Construction	Parks Highways	\$ 4.8
Renovation (4R monies)	Richardson Highway	19.9
<u>Non-Interstate</u>		
Primary systems (major regional roads)	Sitka-Juneau ferry route Egan Drive in Juneau	44.9
Secondary systems (major rural connectors)	Ballaine Rd in Fairbanks Southwest AK ferry route	25.5
Urban systems (local roads)	Minnesota Drive in Anchorage	1.4
Safety	Hazard elimination at railroad crossings	5.9
Other	Planning	0.3
	Bridge replacement	<u>1.5</u>
TOTAL FY86 OBLIGATIONS AS OF 7/31/86:		\$ 104.2
REMAINING FY86 BALANCE AS OF 7/31/86:		\$ <u>43.6</u>
CONGRESSIONAL FY86 LIMITATION AS OF 7/31/86:		\$ 147.8

NOTE: The Congressional limitation was increased to \$151.1 million in August 1986, with receipt of \$3.2 million in supplemental funds. As of 8/21/86, Alaska has obligated \$112.1 million; \$39 million is the FY 86 balance.

SOURCE: Federal Highway Administration, U.S. Department of Transportation.

Prepared by the House Research Agency, August 1986.



ALASKA STATE LEGISLATURE
HOUSE OF REPRESENTATIVES
RESEARCH AGENCY

P.O. Box Y, State Capitol
Juneau, Alaska 99811-3100
Mail Stop 3100
(907) 465-3991

September 22, 1986

MEMORANDUM

TO: Representative Niilo Koponen

ATTN: Lisa McLaren

FROM: Gretchen Keiser *G. Keiser*
Legislative Analyst

RE: Federal Transportation Funds for Alaska
Research Request 87.015 (Supplemental Information)

You requested us to provide additional information about the Federal Highway Administration (FHWA) FY 86 funds which were transferred to the Urban Mass Transit Administration (UMTA) and subsequently disbursed as mass transit grants to Alaska cities. Specifically, you were interested in: 1) how these funds are administered; and 2) why Fairbanks did not receive any of these FY 86 funds.

We contacted Pat LeVine, Alaska Regional Administrator for the Urban Mass Transit Administration, who clarified the use of FHWA funds for mass transit projects. During federal FY 86, about \$1.2 million was transferred from the FHWA to the UMTA for mass transit projects in Alaska. These so called Federal Aid Urban System (FAUS) FY 86 funds were disbursed by the UMTA to the Municipality of Anchorage. Anchorage has an ongoing metropolitan transportation planning process, with an advisory team of municipal, State and private transportation/mass transit people. The team identifies local mass transit projects, which are subject to approval by the municipality. The municipality then seeks FAUS funding for these capital improvement projects by submitting a grant application directly to the UMTA.

The FAUS funds are available through the UMTA for mass transit projects in other Alaska cities and towns in addition to Anchorage. We previously reported incorrectly that the City and Borough of Juneau had received some FY 86 FAUS funds; Juneau has received FAUS funds in the past but did not apply for these funds during FY 86. According to Ms. LeVine, the Fairbanks North Star Borough has not applied for FAUS funds in the past but has instead sought and obtained federal mass transit capital funding through UMTA's Section 3 discretionary funds program. Ms. LeVine suggested that Section 3 funds are less plentiful than in the past and that applications for FY 87 funds would likely be more successful through the FAUS funding route.

Representative Koponen
September 22, 1986
Page 2

We also contacted Ron Moore, Director of Mass Transit for the Fairbanks North Star Borough (FNSB), who was able to provide a historical overview of federal mass transit funding to the Borough. According to Mr. Moore, the FNSB received UMTA Section 3 discretionary funds during the early 1980s for capital improvements (i.e., the purchase of new buses and the rehabilitation of old buses). In recent years, however, the borough has sought and received UMTA Section 18 funds for operations. In FY 86, for example, the FNSB received about \$55,000 in Section 18 funds--its share of UMTA operating funds allocated to Alaska.

According to Mr. Moore, the FNSB is now completing a grant application for approximately \$40,000 - 60,000 in UMTA Section 8 FY 87 planning funds. These funds would be used to update the Borough's Transit Development Plan. An update must be prepared in order for the borough to be eligible for Section 3 or FAUS mass transit capital improvement funds. The borough will be submitting its Section 8 application to the State, which receives the federal planning funds and allocates them among approved applicants throughout the state. According to Mr. Moore, the State should know the amount of FY 87 Section 8 funds which will be available from the UMTA by the end of 1986. Mr. Moore indicated that the Fairbanks North Star Borough would likely seek FAUS and/or Section 3 capital funds in federal FY 88, provided the transit plan update is completed during FY 87.

* * *

Please contact us if you have any further questions.

GK

MEMORANDUM

State of Alaska

Department of Transportation & Public Facilities

TO: Rocky Gutierrez
Commissioner

DATE: February 6, 1987

FILE NO: FEB 11 1987

TELEPHONE NO: 465-3900

FROM: Mark S. Hickey ^{MSS}
Deputy Commissioner
Operations

SUBJECT: Obligation of
Federal-Aid Funds

Attached for your review and approval is a recommended list of projects for obligating the majority of remaining federal-aid funds. This will use most of our available apportionments until Congress reauthorizes the highway program, unless major unanticipated de-obligation of already apportioned funds occurs during the interim.

This list has been compiled based on recommendations from the regions and the Alaska Marine Highway System. An additional review opportunity was provided and no major objections or concerns were identified. The list has also been discussed with the Division Office of the Federal Highway Administration (FHWA) to ensure there aren't technical problems with proceeding with any of these projects.

Every effort has been made to fund identified priorities, with an emphasis on using available apportionments for important construction projects that would otherwise be delayed until the 1988 construction season. Second priority was given to preliminary engineering, right-of-way, and utility work needed to ensure full utilization of the federal FY'87 obligation authority, based on an assumption that Congress will reauthorize the program before October 1987. I currently anticipate problems in this regard even with these actions.

Please note that we have reserved about \$2.5 million for a contingency account, which is less than 10% of the available apportionment recommended for obligation. This will be needed to cover reimbursement for overspent phases and any unidentified priorities. I do not believe it would be prudent to reserve any less an amount. Please also note that we are currently accepting local FHWA advice and not attempting to use any bridge replacement funds for other categories. We may wish to re-examine this at a later time.

Approve _____

Disapprove _____

Date

Date

Attachment

PROPOSED OBLIGATIONS FHWA

AMOUNTS IN MILLIONS

JAN. 29, OBLIGATION AUTHORITY \$44.600
 EXPECTED DEOBLIGATION 5.990
 LESS: FUNDS NOT AVAILABLE REALLOCATION SECT.118 F
 RAIL HWY PROTECTION *138 -1.300
 RAIL HWY PROTECTION *139 -0.300

 LESS: FHWA (DIVISION) UNWILLING TO REALLOCATE
 BRIDGE REPALACEMENT 20 % (ON OR OFF) *114 -2.100
 BRIDGE REPALACEMENT *115 0.000
 BRIDGE REPALACEMENT 15 % OFF SYSTEM *117 -1.000
 BRIDGE REPALACEMENT 65 % ON SYSTEM *118 -6.000

 AVAILABLE: USE REALLOCATION SECT 118 F \$39.890

REGION	PROJECT	MONTH	AMOUNT	BRIDGE	PHASE	MONTH END BALANCE
CENT	PARKS GLENN INTERSECTION	2	0.960	0.000	4	
CENT	SWD HWY 4 36 TH AVE	2	0.010	0.000	4	
SE	JUNEAU RIDE SHARING	2	0.075	0.000	8	
ALL	HPR PROGRAM	2	0.150	0.000	8	
ALL	CONTINGENCY OVER SPENT PHASES	2	2.500	0.000	ANY	
NORTH	SOUTH EXPRESSWAY EAST	2	13.900	0.000	2,4&7	
AMHS	CLARK BAY FERRY TERMINAL	2	0.000	0.000	4	
SE	NORTH TONGASS HWT UPPER RT	2	0.225	0.000	2	
SE	TONGASS AVE SIGNAL	2	0.189	0.000	4	
SE	GLACIER HWY PAVING & INTERSECT	2	0.045	0.000	2	
SE	KAKE OUTER DRIVE	2	0.239	0.000	2	
SE	GLACIER HWY IND PT TO TEE HARBOR	2	0.016	0.000	2	
AMHS	WHITTIER FERRY TERMINAL	2	2.086	0.000	4	
AMHS	KETCHIKAN FERRY TERMINAL	2	0.080	0.000	2	
AMHS	SITKA FERRY TERMINAL	2	0.150	0.000	2	
NORT	PHASE 4 CHANGES NORTHERN	2	1.719	0.000	4	
NORT	PH 2 FOR FY 87 CONST NORTH	2	0.500	0.000	2	
NORT	PH 3 FOR FY 87 CONST NORTH	2	0.242	0.000	3	
NORT	PH 7 FOR FY 87 CONST NORTH	2	0.133	0.000	7	
CENT	PH 2 FOR FY 87 CONST CENT	2	0.490	0.160	2	16.181
NORT	TAYLOR HIGHWAY BRIDGES	3	1.200	4.100	4	
SE	WHITTIER ST INTER 87 CONST	3	0.021	0.000	2	
ALL	CONTINGENCT OVERSPENT PHASES	3	0.000	0.000	ANY	
NORT	PH 7 FOR FY 87 CONST NORTH	3	0.423	0.000	7	
CENT	PH 2 FOR 87 OBLIGATIONS CENT	3	0.400	0.000	2	
SE	MUD BAY ROAD BST	3	0.137	0.000	4	
CENT	DIMOND BOULEVARD VICTOR/JEWEL	3	14.000	0.000	4&7	0.000
SE	MENDENHALL LOOP RD ILLUM MOD.	4	0.056	0.000	2 & 4	-0.056
CENT	COPPER RIVER BRIDGE	5	0.000	2.800	4	-0.056
			39.946	7.060		

GAO

Annual Report to the Chairmen,
House and Senate Committees
on Appropriations

MAY 27 1987

February 1987

STATUS OF OPEN
RECOMMENDATIONS

Improving Operations of
Federal Departments
and Agencies



Ground Transportation

Highway Funding: Federal Distribution Formulas Should Be Changed



RCED-86-114. 03/31/86

Background

In response to a congressional request, GAO reviewed the statutory formulas used to apportion federal highway funds to the states.

to be consistent with the extent and use of the current system. Changing the factors used in arriving at these apportionment formulas would result in some states receiving more or less funds than under the present formulas.

deleted from the primary and secondary formulas; and (4) lane-miles should be added to the federal-aid urban highway apportionment formula, which is now based only on urban population, to provide a measure of the extent of the urban system.

Findings

More than \$13 billion in highway funds have been apportioned among the states in fiscal year 1986 on the basis of highway formulas enacted by Congress over the years. GAO found that: (1) the factors used in formulas to apportion highway funds should reflect the extent and usage of today's highway system; (2) lane-miles is a direct measure of the size of the road network and should be used to reflect the extent of the system to be preserved; (3) highway use can be measured by both vehicle-miles of travel and motor fuel consumption; (4) each method of measurement has advantages and disadvantages as a formula; (5) the interstate resurfacing, restoration, rehabilitation, and reconstruction program is the only formula currently using a combination of these factors; and (6) the primary, secondary, and urban formulas need to be revised

Open Recommendations to Congress

Congress should revise the factors used in the primary, secondary, and urban formulas as follows: (1) land area, which correlates poorly with the extent of the highway system, should be deleted from the primary and secondary formulas and be replaced with lane-miles, which more closely measures the extent of the highway system; (2) population, either rural or urban, which is an inexact measure of highway use, should be replaced with either vehicle miles of travel or motor fuel consumption, either of which more closely reflects highway use, including changes in such use; (3) postal mileage, which seems to bear no relationship to either the extent of the highway system or its use, should be

Status: Action not yet initiated.

Congress should request that the primary, secondary, and urban formula factors be weighted to reflect road deterioration.

Status: Action not yet initiated.

If Congress wishes to continue to use population in primary, secondary, and urban formulas, the Census Bureau's current state population estimates should be used between decennial censuses to develop annual estimates of urban and rural population.

Status: Action not yet initiated.

Ground Transportation

Auto Safety: Effectiveness of Ford Transmission Settlement Still at Issue

RCED-86-52. 06/10/86

Background

Pursuant to a congressional request, GAO examined the agreement between Ford Motor Company and the

Department of Transportation that closed the National Highway Traffic Safety Administration's (NHTSA) investigation of an alleged transmission defect in certain 1970-79 model year Fords.

Findings

As a result of increased injuries and fatalities due to allegedly faulty Ford automobile transmissions, Ford and

re adopted by
were applica-
and (3) were

of the Secretary
information as
d former sub-
l the Secretary
d procedures
with sections
the.

of subsec. (c).
l that subsec.
l to relieve the
a final inspec-
tion and to
estimated cost
of construc-
oc. (b) of this

added subsec.

ive history and
173 U.S. Code
ce, also, Pub.L.
d Adm. News,
Code Cong. and

101.
R 642.101.

istrator's conclu-
-corps highway
official notice of
chapter, Admin-
e formal finding
be had without
Safety v. Tiemann,
215, remanded

activities centered
v issues and indi-
had standing to
certification ac-
ety standards for
r Auto Safety v.
F.Supp. 215, re-
2d 689.

activities centered
ety issues and
ring activities of
v had standing to
Federal Highway
le-making provi-

sions of the Administrative Procedure Act, sec-
tions 551 et seq. and 701 et seq. of Title 5, when
providing for alternative procedure for approving
state highway safety plans and failure of the Fed-
eral Highway Administration to open meetings
with a particular organization to the public pursu-
ant to Federal Advisory Committee Act, Appen-
dix I of Title 5. *Id.*

3. Regulations

Under this section, Federal Highway Adminis-
tration's duty to promulgate regulations pertaining
to states' plans for certification acceptance is man-
datory, although agency is vested with some dis-
cretion in deciding what type of regulations are
necessary. *Center for Auto Safety v. Tiemann*,
D.C.D.C.1977, 428 F.Supp. 118.

In light of Federal Highway Administration's
pending reconsideration of regulations pertaining
to certification acceptance plans under this sec-
tion, there was no final agency action which court
could review in action challenging such regula-
tion; however, if agency did not complete recon-
sideration of regulations within reasonable period
of time, agency would run risk of having its
failure to act treated, upon appropriate motion
made by plaintiffs, as final reviewable agency
action. *Id.*

In the absence of any showing of prejudice as to
Federal Highway Administration acceptance of
Georgia's certification acceptance plan for high-
way safety standards pursuant to original tainted
regulations governing certification applications,
since nonprofit organization which challenged the
regulations and the certification was able to com-
ment on the plan while it was pending, and since
the organization was entitled to substantive judi-
cial review of the acceptance of the certification,
court would not set aside approval of the Georgia
plan because of the procedural irregularities in the
adoption of the regulations. *Center for Auto
Safety v. Tiemann*, D.C.D.C.1976, 414 F.Supp.
215, remanded on other grounds 580 F.2d 689.

4. Judicial review

Finding of Federal Highway Administration
that state had capability to insure that safety
standards were contained in state's plan for certi-
fication acceptance under this section was not suffi-
ciently explained to afford court proper basis for
judicial review, in view of failure of agency to
inform court as to which portions of exhibits
consisting of thousands of pages were relied upon
by agency in making such determination, and thus
case would be remanded to agency for clarification.
Center for Auto Safety v. Tiemann, D.C.D.
C.1977, 428 F.Supp. 118.

While Federal Highway Administrator's deci-
sion to employ certification acceptance procedures
for state highway safety plan is unreviewable, his
decision to approve a state certification is depend-
ent upon mandatory findings and is therefore
subject to judicial review. *Center for Auto Safety
v. Tiemann*, D.C.D.C.1976, 414 F.Supp. 215, re-
manded on other grounds 580 F.2d 689.

5. Safety standards—Generally

When Federal Highway Administration ap-
proves state's certification acceptance plan under
this section, agency must make finding that state
has the capability to insure that safety standards

will be enforced. *Center for Auto Safety v. Tiemann*,
D.C.D.C.1977, 428 F.Supp. 118.

6. — Factors considered

Under provision of this section authorizing Sec-
retary of Transportation to accept certification
from a state on finding that its highway projects
will be carried out in accordance with state laws
and standards which will accomplish policies and
objectives of this title, it is for the Secretary to
determine factors relevant to a "capability" find-
ing and the appropriate method for making such a
finding; hence, "Certification Acceptance" regula-
tion which specifies reports, etc., that may be
examined in evaluating the state's performance
and resources is not deficient for failure to include
a comprehensive list of specific factors for making
a capability finding. *Center for Auto Safety v.
Bowers*, D.C.D.C.1979, 466 F.Supp. 829.

Fact that some documents provided by Sec-
retary of Transportation and Administrator of Fed-
eral Highway Administration were prepared after
acceptance of Georgia's certification that federal
aid highway projects would be carried out in

accordance with state laws and standards that meet
objectives of this title did not undermine the
award where there was no post hoc rationalization
and subsequent material was relevant to determin-
ing continuing adequacy of the state plan and
review of such documents was proper in face of
court's recognition of possibility of future consid-
eration of the capability finding. *Id.*

7. Substantial evidence

Decision of Secretary of Transportation and
Administrator of Federal Highway Administra-
tion to accept Georgia's certification of safety
standards for federal aid highways was supported
by substantial evidence, including showing that for
20 years the state operated satisfactorily under the
secondary road plan, which plan was predecessor
to current "Certification Acceptance" system,
with remainder of documents reviewed covering
many topics, including research and development,
safety review and ability of Georgia's Department
of Transportation to take corrective action once
deficiencies have been spotted. *Center for Auto
Safety v. Bowers*, D.C.D.C.1979, 466 F.Supp. 829.

§ 118. Availability of sums apportioned

(a) On and after the date that the Secretary has certified to each State highway department the sums apportioned to each Federal-aid system or part thereof pursuant to an authorization under this title, or under prior Acts, such sums shall be available for expenditure under the provisions of this title.

(b) (1) Sums apportioned to each Federal-aid system (other than the Interstate System) shall continue available for expenditure in that State for the appropriate Federal-aid system or part thereof (other than the Interstate System) for a period of three years after the close of the fiscal year for which such sums are authorized and any amounts so apportioned remaining unexpended at the end of such period shall lapse.

(2) Except as otherwise provided in this subsection, sums apportioned for the Interstate System in any State shall remain available for expenditure in that State for the Interstate System until the end of the fiscal year for which authorized. Sums not obligated within the time period prescribed by the preceding sentence shall be made available by the Secretary for projects on the Interstate System (other than projects for which sums are apportioned under section 104(b)(5)(B)) in accordance with the following priorities: First, for high cost projects which directly contribute to the completion of an Interstate segment which is not open to traffic; and second, for projects of high cost in relation to a State's apportionment. Sums may only be made available under this paragraph in any State if the Secretary determines that the State has obligated all of its apportionments other than an amount which, by itself, is insufficient to pay the Federal share of the cost of a project on the Interstate System which has been submitted by such State to the Secretary for approval, and the applicant is willing and able to (A) apply the funds to a ready-to-commence project; and (B) in the case of construction work, begin work within ninety days of obligation. Sums made available under this paragraph shall remain available until expended.

(3) Any amount apportioned to the States for the Interstate System under subsection (b)(5)(B) of section 104 of this title shall continue to be available for expenditure in that State for a period of two years after the close of the fiscal year for which such sums are authorized. Sums not obligated within the time period prescribed by the preceding sentence shall be made available by the Secretary for projects for resurfacing, restoring, rehabilitating, and reconstructing the Interstate System to any other State applying for such funds, if the Secretary determines that the State has obligated all of its apportionments under such subsection other than an amount which, by itself, is insufficient to pay the Federal share of the cost of such a project which has been submitted by such State to the Secretary for approval, and the applicant is willing and able to (A) obligate the funds within one year of the date

nence project; and days of obligation. ble until expended.

It will be deemed the State for Federal-aid highway modification of the of funds, primary, ate and be immedi-

A) of this title for a ry shall set aside by the Secretary in

section, an amount for the Interstate le on account of the 2, which withdrawal i be available to the this section.

ing a current fiscal rdance with section us.

le may be expended aid system that will industrial, or other

4-280, Title I, § 117(a). 92 Stat. 2697; Pub.L. Jan. 6, 1983, 96 Stat.

97-424, § 115(b), add- Former subsecs. (c) and e) and (f), respectively. L. 97-424, § 115(b), re- and (d) as (e) and

Subsec. (b). Pub.L. I continue to be available State for a period of two the fiscal year for which ed and any amounts so suspended at the end of for "remaining unexpended of its availability shall

Subsec. (b). Pub.L. uses relating to the avail- end of the fiscal year for availability of funds until se of the fiscal year and establishing requirements for provisions calling for nent of funds.

Subsec. (b). Pub.L. test, provided for a sepa- l of availability of sums Federal-aid system (other than increased from the previ- ar period; continued the d for sums apportioned to substituted provision for ms, apportioned to the ite System under section

104(b)(4)(A), under section 104(b)(5)(A) of this title and for lapse of sums apportioned to the Interstate System under section 104(b)(4)(B) of this title for prior provision for reapportionment of sums, apportioned to the States for the Interstate System under section 104(b)(4) and (5), under section 104(b)(5) of this title; and substituted provisions deeming there to be an expenditure of sums apportioned to a Federal-aid system if a sum equal to the total of the sums apportioned to the State for the fiscal year and previous fiscal years is obligated for prior provision deeming an expenditure to exist if a sum equal to the total of the sums apportioned to the States for the fiscal year and previous fiscal years is covered by formal project agreements providing for the expenditure of funds authorized by each Act which contains provisions authorizing the appropriation of funds for Federal-aid highways.

1966 Amendment. Subsec. (d). Pub.L. 89-574 added subsec. (d).

Effective Date of 1979 Amendment. Section 5(b) of Pub.L. 96-106 provided that: "The amendment made by subsection (a) of this section [amending this section] shall apply to all amounts apportioned under section 104(b)(5)(B) of title 23, United States Code [section 104(b)(5)(B) of this title], for the fiscal year 1978 and for subsequent fiscal years."

Legislative History. For legislative history and purpose of Pub.L. 89-574, see 1966 U.S. Code Cong. and Adm. News, p. 2800. See, also, Pub.L. 94-230, 1976 U.S. Code Cong. and Adm. News, p. 798; Pub.L. 95-599, 1978 U.S. Code Cong. and Adm. News, p. 6575; Pub.L. 96-106, 1979 U.S. Code Cong. and Adm. News, p. 1813; Pub.L. 97-424, 1982 U.S. Code Cong. and Adm. News, p. 1639.

Code of Federal Regulations Preconstruction procedures, see 23 CFR 630.102.

Notes of Decisions

- Federal restrictions 2
- Justiciable issues 3
- State control of allotted funds 1
- State funds, use of its own 4

1. State control of allotted funds

A reasonable construction of provision of this section providing that sums apportioned to each Federal-aid system or part thereof shall be available for expenditure on and after date Secretary has certified sums to each State highway department was not supportive of Secretary's argument that states have no inchoate interest whatsoever in funds so apportioned. State Highway Commission of Missouri v. Volpe, C.A.Mo.1973, 479 F.2d 1099.

2. Federal restrictions

Provision of subsec. (b) of this section providing that highway funds shall continue to be available

§ 119. Interstate System resurfacing

(a) The Secretary may approve projects for resurfacing, restoring, rehabilitating, and reconstructing routes on the Interstate System designated under sections 103

for expenditure "in that state" for a period of two years before the lapse simply means that money is to be available for an individual state to use, and if any state does not obligate all their money within two-year period, then money will lapse, but does not mean that federal government may withhold money as it sees fit so long as states are allowed to obligate funds within two years. State Highway Commission of Missouri v. Volpe, C.A.Mo.1973, 479 F.2d 1099.

State which was ready, willing and able to obligate its apportionment from highway trust fund but was prevented from doing so by withholding, by Secretary of Transportation of the United States with approval of Director of the Office of Management and Budget of the United States, of authority to obligate apportionment from the fund for reasons related to prevention or control of inflation was entitled to injunctive and declaratory relief. State Highway Commission of Mo. v. Volpe, D.C.Mo.1972, 347 F.Supp. 950, modified on other grounds 479 F.2d 1099.

Under this chapter and V.A.M.S. Const. art. 4, §§ 29, 30 and V.A.M.S. § 226.010 et seq., State Highway Commission of Missouri had standing, as state agency invested with exclusive and plenary powers and duties on behalf of Missouri to receive and administer federal highway funds and apportionments, to maintain action against Secretary of Transportation of the United States and Director of the Office of Management and Budget of the United States seeking injunctive, declaratory and mandamus relief in connection with withholding authority from Missouri to obligate apportionment from highway trust fund. Id.

3. Justiciable issues

Action under section 1361 of Title 23 by State to compel Secretary to release all funds authorized and apportioned to State for contractual obligation under this chapter presented a justiciable controversy. State of Iowa ex rel. State Highway Commission v. Brinegar, C.A. Iowa 1975, 512 F.2d 722.

Although Indiana motorist contended that he had been injured by failure of Director of Office of Management and Budget and Secretary of Transportation to release impounded highway funds, where no state project had been denied by Administration and all money apportioned to state for prior fiscal years, as well as major portion of current fiscal year's funds, were available to state, the issue motorist presented was conditioned on events that had not occurred and were so hypothetical as to be nonjusticiable. Stanton v. Ash, D.C.Ind.1974, 384 F.Supp. 625.

4. State funds, use of its own

Where state highway project had not received federal funding prior to injunction halting project, district court was without authority to enjoin state's use of its own funds to engage in preliminary planning and design activities on theory that state and federal government were partners in the enterprise. Sierra Club v U.S. Army Corps of Engineers, C.A.N.Y.1984, 732 F.2d 253.

APPENDIX C-1

Apportionment Formulas

Formulas for apportioning authorized sums for certain classes of Federal-aid highways are specified by statute. These are shown below.

<u>Fund</u>	<u>Factors</u>	<u>Weight</u>	<u>Statute*</u>	<u>Minimum Apportionment</u>
Interstate System (for completion only)	Relative Federal Share of Cost to Complete the System**	1	104(b)(5)(A)	1/2 percent (including Alaska)
Interstate Resurfacing, Restoration, Rehabilitation, and Reconstruction	Interstate System Lane Miles	55%	104(b)(5)(B)	1/2 percent
	Vehicle Miles Traveled on Interstate System	45%		
Interstate Highway Substitution (3/4 apportioned, 1/4 discretionary allocation)	Relative Federal Share of Cost to Complete Substitute Projects	1	103(e)(4)	-----
Primary System	<u>Formula A</u>		104(b)(1)	
	Area Rural Population Rural Delivery Route Mileage and Intercity Mail Route Mileage Urban Population*** (1/2 percent minimum (except D.C.))	2/9 2/9 2/9 1/3		
	<u>Formula B</u>		Sec. 108, P.L. 97-424	
	Rural Population Urban Population***	1/2 1/2		
	For each State, determine greater of A or B, then: Each State's apportionment equals: A or B x $\frac{\text{Total Primary Authorization}}{\text{Sum of all States' A or B}}$ Except that: the apportionment is not less than smaller of A or B			1/2 percent (including territories as a whole)
Secondary System	Area	1/3	104(b)(2)	1/2 percent (except for D.C.)
	Rural Population	1/3		
	Rural Delivery Route Mileage and Intercity Mail Route Mileage	1/3		
Urban System	Urban Area*** Population	1	104(b)(6)	1/2 percent
Urban Planning	Urbanized Area**** Population			
Bridge Replacement and Rehabilitation	Relative share of total cost of deficient bridges	1	104(b)(7)	1/2 percent (maximum)

TABLE 1
 FEDERAL AID HIGHWAY APPROPRIATIONS BY ELECTION DISTRICT FY 1984-1987
 (thousands of dollars)

DISTRICT NAME	HOUSE ELECTION DISTRICT	FY 84		FY 85		FY 86		FY 87	
		Approp.	% of total funds	Approp.	% of total funds	Approp.	% of total funds	Approp.	% of total funds
KETCHIKN-WRANGL-PETRSBG	1	0.0	0.0%	7,222.0	10.1%	10,350.0	4.8%	5,800.0	2.3%
INSIDE PASSAGE	2	1,788.0	0.9%	4,508.0	6.3%	6,210.0	2.9%	13,804.0	5.6%
BARANOF-CHICHAGOF	3	0.0	0.0%	0.0	0.0%	900.0	0.4%	0.0	0.0%
JUNEAU	4	3,864.0	1.9%	2,852.0	4.0%	6,580.0	3.1%	135.0	0.1%
KENAI-COOK INLET	5	0.0	0.0%	0.0	0.0%	11,000.0	5.1%	300.0	0.1%
PRINCE WILLIAM SOUND	6	1,039.0	0.5%	3,036.0	4.2%	2,380.0	1.1%	5,850.0	2.4%
ANCHORAGE	7-15	119,958.0	59.7%	15,544.0	21.7%	74,432.0	34.5%	136,827.6	55.2%
MATANUSKA-SUSITNA	16	10,795.0	5.4%	368.0	0.5%	3,285.0	1.5%	8,985.0	3.6%
INTERIOR HIGHWAYS	17	33,397.0	16.6%	32,802.0	45.7%	36,690.0	17.0%	24,174.0	9.8%
FAIRBANKS	18-21	20,020.0	10.0%	5,402.0	7.5%	45,960.0	21.3%	46,967.0	19.0%
NORTH SLOPE-KOTZEBUE	22	0.0	0.0%	0.0	0.0%	13,000.0	6.0%	0.0	0.0%
NORTON SOUND	23	9,220.0	4.6%	0.0	0.0%	4,680.0	2.2%	4,981.0	2.0%
INTERIOR RIVERS	24	0.0	0.0%	0.0	0.0%	0.0	0.0%	0.0	0.0%
LOWER KUSKOKWIM	25	0.0	0.0%	0.0	0.0%	0.0	0.0%	0.0	0.0%
BRISTOL BAY-ALEUTIAN IS	26	0.0	0.0%	0.0	0.0%	0.0	0.0%	0.0	0.0%
KODIAK-EAST AK PENINSULA	27	900.0	0.4%	0.0	0.0%	0.0	0.0%	0.0	0.0%
TOTAL		200,981.0		71,734.0		215,467.0		247,823.6	

Prepared by the House Research Agency February 1987 (87-151;860506-01).



ALASKA STATE LEGISLATURE
HOUSE OF REPRESENTATIVES
RESEARCH AGENCY

Pouch Y, State Capitol
Juneau, Alaska 99811
(907) 465-3991

September 1, 1983

MEMORANDUM

TO: Representative Niilo Koponen

FROM: Betty Barton, Legislative Analyst *BB*
Susan Brody, Director *SB*

RE: Reductions in Federal Funding in Alaska
Research Request No. 83-140

You asked this agency to obtain information about decreases in federal funding that may have occurred in Alaska since fiscal year 1980. In those instances where reductions have taken place, you also asked that we examine whether the State had attempted to replace lost federal funds or had absorbed these losses. No agency within the State has comprehensively monitored this issue in the past, and there is no single source that is considered to be entirely accurate regarding either the obligation or outlay of federal funds in Alaska.¹ At the federal level, existing data is also limited. Because of this, a detailed response to several components of your request was not possible.

Part one of this memorandum presents an overview of several of the fundamental and significant issues concerning federal aid to State and local governments; it reviews the types of federal assistance that are received and summarizes the proposed changes in federalism policies as well as the significance of the changes to State and local governments. Part two examines the reductions in federal aid to Alaska and the effects of these reductions on the State and its municipalities. Part two also presents the results of a survey we conducted of State agencies in Alaska regarding reductions in federal funding for the period FY 1980 to FY 1984.

¹ The Governor's Office of Management and Budget (OMB) is in the process of developing a system for monitoring federal spending in Alaska by department.

OVERVIEW OF FEDERAL AID

Categories of Federal Spending

Federal spending in the states may be divided into five categories:

1. Payments to individuals;
2. Procurements;
3. Grants to states and local governments;
4. Salaries and wages; and
5. Miscellaneous expenditures.

Of these, payments to individuals is the largest category of federal expenditure. Of the \$603.5 billion in federal outlays for Federal Fiscal Year (FFY) 1982, \$286 billion or 47 percent was for direct payments to individuals.² These payments, which include medicare, social security, and federal retirement, are primarily distributed to the elderly. However, food stamp distribution, payments to veterans and to the disabled, and several other program outlays are included in this category.

Twenty-four percent of federal outlays in FFY 1982 was in procurement, the acquisitions made by federal agencies within states. The vast majority of these outlays are military-related; in FFY 1982, 80 percent of the outlays in this category were for procurement by the Department of Defense.

The third largest category of federal assistance is grants to states and local governments. Eighty-eight billion dollars³ (15 percent of total outlays) fall within this category, which includes direct cash grants to state and local government units, payments for grants-in-kind, payments to nongovernmental entities when such payments result in cash or in-kind services that are passed on to a state or local government, payments to regional organizations that are redistributed at the state or local level, research development payments to state and local governments, and shared revenues.⁴ Twenty-eight percent of this

² Based on data provided by the U.S. Bureau of the Census.

³ Figures for federal grants that were used by the U.S. Bureau of the Census at the time of its preparation of Federal Expenditures by State for Fiscal Year 1982 were primary and may differ slightly from final data to be prepared by the U.S. Department of Treasury.

⁴ Excluded from this category are federal government grant payments to individuals, some profit and nonprofit organizations, and payment for services rendered.

category of federal assistance was for Aid to Families with Dependent Children (AFDC) and Medicaid while 5 percent was for shared revenues.

Less than ten percent of all federal expenditures fall within the miscellaneous category. These amounts, as reported to the Census Bureau Federal Assistance Award Data System (FAADS), generally represent obligations of the federal government based upon awards of financial assistance approved during the fiscal year. However, the differences between these amounts and actual expenditures are estimated to be small. Roughly \$5 billion fell within this category in FFY 82.

Of the five categories of federal expenditures occurring in states, it is grants-in-aid that most directly affects state and local government budgets. Consequently, it is this type of federal aid that is the focus of this memorandum.⁵

Federal Grants to State and Local Governments

Essentially, there are three types of federal grants made to states and municipalities: categorical grants, block grants, and general revenue sharing funds. Generally speaking, categorical grants may be used only for designated, narrowly defined purposes. General revenue sharing funds, on the other hand, are distributed to states and local governments by formula and have few restrictions regarding either the purpose or process utilized for expenditure. In between these two kinds of grants are block grants which present fewer limitations than categorical grants but more than would be imposed through general revenue sharing. Block grants are normally distributed by formula to governments and are to be used in a broad functional area; the specific uses of block grant funds are generally left to the recipient's discretion.⁶

Categorical grants are the oldest and most utilized method of dispensing federal aid; the first block grant was not established until 1966 and general revenue sharing not until 1972. In terms of purpose, federal grants-in-aid fall within one of three categories: grants for operating purposes; grants for capital expenditures; and entitlement grants to individuals or families, e.g. AFDC or Medicaid grants.

⁵ Some attention will also be given to direct payments to individuals.

⁶ Claude E. Barfield, Rethinking Federalism: Block Grants and Federal, State and Local Responsibilities, pages 1 and 2.

The federal grants-in-aid concept emerged during the middle part of this century and made a substantial impact on the spending pattern of state and local governments. Between 1956 and 1981, federal, state and local spending (in nominal terms) increased ten times in size; public spending rose from \$99 billion in 1956 to \$925 billion in 1981.⁷ Public expenditures are commonly measured as a percentage of the gross national product (GNP) in order to account for certain factors, such as price increases and growing population. Expressed in these terms, public spending increased from 24 percent of the GNP in 1956 to 32 percent in 1981. In the federal GNP share, more than 33 percent of this growth is attributed to increased outlays in grants to state and local governments.⁸

The largest increase in federal aid occurred in 1972 when general revenue sharing was implemented. The advent of dollars distributed through this program enabled states and local governments to establish tax relief measures between 1973 and 1975.⁹ By 1976, in most states, revenue surpluses had declined causing a resumption of high state and local tax burdens. In many states and localities, property tax relief campaigns were initiated which resulted in a substantial reduction in state and local revenues. At the same time that states and localities were encountering difficulties in their ability to drive down costs and generate revenues, federal domestic policies began to change.¹⁰

Changing Policies Regarding Federal Aid

In 1981, President Reagan presented an economic package that included substantial modifications to the relationship between the federal government and its states and local governments. Central to the President's position was a concern that the federal government had assumed responsibilities that could be undertaken more effectively by state and local governments. Included within this position was a belief that the system of dispensing federal aid--largely through categorical grants--was duplicative, ineffective, and frequently involved excessive regulatory requirements. In response to these concerns, the Reagan administration began to devise both long and short-term goals.

7 John L. Palmer and Isabel V. Sawhill, eds., The Reagan Experiment, page 61.

8 Ibid.

9 Ibid., page 161

10 Ibid.

Included among the long-term goals was an extensive plan for several major program transfers which would have resulted in the federal government assuming complete responsibility for the administration and financing of Medicaid while giving the state governments complete responsibility for Aid to Families with Dependent Children and Food Stamps. In subsequent proposals, the Food Stamp program was excluded from the proposal. The Reagan administration appears to have postponed consideration of this aspect of the federalism initiative. Although a plan of transfer was proposed in the FFY 83 budget plan, it does not appear in the FFY 84 proposal.

Under the original plan, responsibility for approximately 40 grants-in-aid programs would be "turned back" to the states, and, on a transitional basis (until 1987), would be financed by a trust fund to be comprised of revenues from the federal windfall oil profits tax¹¹ and excise taxes. Between 1988 and 1991, states could determine whether or not to assume responsibility for the former federal programs and would be able to reimpose taxes at the state level that had been phased out at the federal level. Elements of the President's "turn back" plan currently appear in the FFY 84 budget proposal.

The short-term goals of the Reagan administration regarding state and local governments are expressed throughout the FFY 1982 - 1984 budget proposals. Essentially, they may be summarized as follows:

- Reduce grants-in-aid funding;
- Simplify the administration and regulation of grants; and
- Consolidate categorical grants into block grants.

The third goal--concerning block grants--is clearly the major underpinning of the short-term strategy.

In 1981, in his initial budget proposal, President Reagan proposed the consolidation of 85 categorical programs into seven block grants. Congress was generally responsive to this plan, but made several modifications. As enacted, the Omnibus Budget Reconciliation Act of 1981 consolidated 54 programs into the following nine block grants:¹²

- Preventive Health
- Maternal and Child Services

¹¹ The windfall profits tax eventually was dropped from the proposal.

¹² Seven block grants were created and two existing ones were restructured.

Representative Koponen
September 1, 1983
Page 6

- Alcohol and Drug Abuse
- Social Services (revamped)
- Community Services
- Low-Income Energy Assistance (revamped)
- Community Development
- Education and Consolidation Improvement Act

The most substantial effect of this was in the area of health services which had 21 categorical grant programs consolidated into four block grants and which resulted in funding reductions of between 20 and 35 percent. Although the Reagan administration made significant gains in their effort to reduce the number of categorical grants, 450 remained in 1982.

In his FFY 83 budget proposal, President Reagan proposed eight additional block grant initiatives and modifications of these existing grants to include still more categorical programs. As articulated by the U.S. Office of Management and Budget, the purpose of the administration's proposals was to: continue the consolidation effort initiated in the previous year, give states more discretion over the use of their funds, and decrease state and local dependence on federal funds.

By many interpretations, the congressional response to Reagan's proposal in 1982 was less favorable than it had been earlier. Congress authorized only two additional block grants in 1982: the Jobs Training Partnership Act and the Surface Transportation Act.

In the FFY 84 budget plan, the administration has proposed four new block grant initiatives, each introduced as a separate bill:

- The State Fiscal Assistance Block Grant Act (S763 & HR 2650)
- The Local Fiscal Assistance Block Grant Act (S762 & HR 2648)
- The Federalism Block Grant Highway Act (S767 & HR 2649)
- The Rural Housing Block Grant Act (S761 & HR 2647)

If enacted, the grants would be authorized for a five-year period (FFY 84 - FFY 88). According to the President's annual budget message, he intends to appoint a special commission that would explore whether or not excise taxes or a percentage of the income tax could be turned back to states and localities.¹³

¹³ Dierdre Riemer, National Governors' Association, InfoLetter, "Federalism Update," 5/18/83, page 4.

Under the FFY 1984 proposal, federal aid outlays appear, on the surface, to increase from \$93.5 billion to \$95.9 billion. However, the increase is primarily due to \$3.2 billion in additional highway funds resulting from the recent gasoline tax increase and \$1.5 billion in increased medicaid expenditures that are resulting from continued increases in health care costs. If enacted as proposed, the budget would result in roughly \$2.7 billion in reductions for a variety of social programs. In turn, federal aid outlays would decline from 11.6 percent of total outlays to 11.3 percent.¹⁴

Fiscal Impact of the New Federalism

According to staff at the National Governors' Association, the likelihood that Congress will enact any of the Reagan administration's most recent federalism initiatives is not strong, particularly given the absence of substantial support from either state or local interest groups.¹⁵

However, regardless of whether or not the Reagan administration's plan is approved, most forecasters have predicted a continued downward trend in the level of federal aid that is obligated to state and local governments. In its most recent report on the features of federalism, the U.S. Advisory Commission on Intergovernmental Relations, has stated that indicators point to a continued decline.¹⁶ The Commission attributes this trend to the action of federal policymakers who are "returning to the basics" in federal budgeting policy. In a recent article in the National Journal, analysts noted that federal aid is one of the simplest components of the budget to reduce: it is roughly one-half of the "so-called controllable" part of the budget and its constituency tends to be diffused.¹⁷

The fiscal impact of these policies on state and local budgets could be substantial. For example, according to Steven Gold of the National Conference of State Legislatures, if the Reagan administration's budget

14 Rochelle L. Stanfield, National Journal, "State and Local Aid: Still the Easiest to Trim," 2/5/83, page 275.

15 Ibid, page 7.

16 U.S. Advisory Commission on Intergovernmental Relations, The Significant Features of Federalism, 1982-1982.

17 Rochelle L. Stanfield, National Journal, "State and Local Aid: Still the Easiest to Trim," 2/5/83, page 275.

proposals were all adopted, 1991 federal aid would comprise only 3 or 4 percent of state and local budgets as compared to 25 percent in 1980.

Of fundamental concern is whether state and local governments would be able to absorb reductions in aid and program transfers without establishing large increases in local tax structures. A recent survey of state budgets conducted by the National Governors' Association and the National Association of State Budget Offices, found the financial condition of states to be substantially weakened. Based on survey findings, states tended to spend more in FY 83 than they generated in revenues; 27 states are anticipating balances of less than one percent of current expenditures.¹⁸ Forty-six states plan to continue using budget balancing measures; of these, 38 will employ temporary or permanent tax increases; 27 will maintain hiring limits; and 18 will restrict all out-of-state travel for public personnel.

In light of these gloomy fiscal conditions, surprisingly little research has been conducted regarding the effects of these new policies on states and localities. A notable exception is an extensive study directed by Richard P. Nathan, professor of public and international affairs at Princeton's Woodrow Wilson School.¹⁹ The project evaluated 14 states and 40 cities, seeking to identify both the specific programs and services that these governments eliminated in FY 1982 and the ways in which the sample governments responded to federal reductions. In the FFY 82 budget, the largest reductions occurred in social programs, particularly those that provide grants-in-aid. The type of federal aid to states and localities that received the most substantial reductions was in the area of operating grants, which experienced a 17.5 percent decrease in outlays compared to FFY 81. However, capital grants also declined, receiving a 7.5 percent reduction. And, although entitlement grants rose slightly (two percent), the rate of increase was substantially less than those occurring during the past five years, which average ten percent.

¹⁸ National Governors' Association Office of Research and Development and the National Association of State Budget Offices, Fiscal Survey of the States, 1983, June 1983, page 2.

¹⁹ The results of the study have been published in a book entitled The Consequences of Cuts: The Effects of Reagan's Domestic Program on State and Local Governments (Princeton University Press), which is scheduled to be distributed this month.

Despite the magnitude of these reductions, the Princeton study has found that for most states and localities, fiscal impacts were not as significant as anticipated. Only in occasional instances were lost federal aid dollars replaced with state and local funds.²⁰

It is important to stress that the mildness of these fiscal impacts is partially attributable to a delayed reaction on the part of state and local governments. Dr. Nathan, in fact, has noted that "state and local governments used various delaying and coping strategies to postpone the effects of the federal budget cuts in fiscal year 1982."²¹ He found this pattern to be particularly prevalent in terms of block grants. Governments frequently used federal carry over funds to delay the effects of reductions. Consequently, more significant effects may be felt in state operations in current and future years.

Finally, although state and local governments did not sustain major fiscal impacts as a result of the FFY 82 reductions, that is not to say that states were not affected. According to the findings of the study, those who were most significantly affected by the reductions were people, particularly the "working poor," who were negatively affected by reductions in entitlement programs and operating programs.

²⁰ According to study findings, replacement was most prevalent in Oklahoma, New York and Massachusetts where states replaced between 10 and 25 percent of lost aid. Five of the fourteen states replaced some of the lost funds, but at a rate of less than 10 percent. At the local level, the replacement rate was smaller.

²¹ Richard P. Nathan, State Legislatures, Consequences of Cuts, 7/83.

FEDERAL FUNDS IN ALASKA

Amounts and Sources of Federal Aid

Since 1970, Alaska has consistently received more federal funds on a per capita basis than any other state in the nation. The state ranks first in federal wages and salaries paid per capita, first in grants to states and local governments, and sixth in federal procurement. This is not to say that Alaska ranks high in all categories of federal assistance. Alaska receives fewer payments to individuals than any other state due to its comparatively small elderly population. Moreover, per capita analysis has limitations because it does not account for unique characteristics of states, e.g., large land area and small population, extensive social programs, the presence of Native Americans, large numbers of federal employees, high costs of living and a large amount of federal shared revenues resulting from natural resource exploration occurring on federal lands.

Approximately \$1.9 billion in federal outlays were made in Alaska in FFY 82. Of the federal spending that occurs in the state, much is attributable to military-related expenditures. The state's largest category of federal outlays is wages and salaries which comprises 38 percent of the federal spending that occurs in Alaska.²²

Of the federal outlays that Alaska received in FFY 82, roughly 22 percent (\$422 million) were grants -- that type of federal assistance which is generally regarded to be of greatest direct economic benefit to State and local budgets.²³ Table 1 shows the total amount of federal grants in aid received by State and local governments in Alaska for federal fiscal years (FFY) 1977-1982. This is compared to the amount received by all states for the same period.

²² Of this, military salaries account for 26 percent. Alaska's military payroll is \$1,187 per person compared to \$24 per capita in Iowa; in other words, military wages in Alaska are more than 40 times the size of those in Iowa when measured on a per capita basis.

"Federal Spending: Policy Implications for States," State Policy Reports, (State Policy Research, Inc., Arlington), Vol. 1, Issue 6, 3/21/83.

²³ Bureau of the Census, U.S. Department of Commerce, Federal Expenditures by State for Fiscal Year 1982, (U.S. Government Printing Office, Washington), 2/83.

Table 1
FEDERAL GRANTS TO STATE AND LOCAL GOVERNMENTS:
ALASKA AND OTHER STATES
FEDERAL FISCAL YEARS 1977-1982
(in thousands)

	<u>Alaska</u>	<u>All States</u>
1977	\$382,004	\$68,436,840
1978	408,211	77,900,903
1979	388,580	82,853,473
1980	451,170	91,365,244
1981	447,917	94,806,235
1982	421,922	88,221,369

Source: FFY 1977-1981 data: U.S. Department of the Treasury, Federal Aid to States, 1981.

FFY 1982 data: U.S. Department of Commerce, Federal Expenditures by State for Fiscal Year 1982.

The sources of federal grants to Alaska, ranked in descending order by size of outlay, are shown on Table 2.

Table 2
 FEDERAL GOVERNMENT GRANTS TO STATE & LOCAL GOVERNMENTS IN ALASKA
 BY AGENCY--FFY 1981 and FFY 1982
 (in Thousands)

Federal Department	FFY 1981	FFY 1982	% Increase/ Decrease
Transportation	\$138,910	\$135,666	(2.3)
Health & Human Services	78,186	72,948	(6.7)
Education	72,947	63,952	(12.3)
Labor	43,431	28,464	(34.5)
Housing & Urban Development	28,809	25,408	(11.8)
Agriculture	20,039	20,321	1.4
Environmental Protection Agency	17,504	11,339	(35.2)
Interior	17,016	34,335	101.8
Treasury	16,278	19,615	20.5
Commerce	6,515	5,839	(10.4)
Energy	3,800	2,195	(42.2)
Community Service Administration	2,137	-0-	-0-
Justice	1,148	446	(61.1)
National Endowment for the Arts	602	627	4.2
Federal Emergency Management Agency	564	429	(23.9)
Defense	225	263	16.9
Water Resources Council	150	-0-	-0-
Equal Employment Opportunity	68	53	(22.0)
Office of Personnel Management	68	22	(67.6)
Miscellaneous	20	-0-	-0-
TOTAL	\$448,417	\$421,922	(5.9)

Source: United States Department of Commerce

Transportation is the largest category of aid in Alaska, representing approximately 32 percent of federal aid outlays. According to NCSL, in other states, these outlays, which are principally used for highway expenditures, represent about 14 percent of federal aid. Generally speaking, health and human services comprise the major portion of federal aid in other states. According to staff at the National Conference of State Legislatures, more than half of state welfare spending is federally funded, and, on the average, welfare outlays represent roughly 43 percent of the federal aid received by other states.²⁴ In Alaska, 17 percent of the federal aid distributed in FFY 82 was related to social service spending.

²⁴ Steven Gold, National Conference of State Legislatures, Recent Developments in State Finances, Legislative Finance Paper #32, (NCSL: Denver), 2/83, page 23.

Reductions in Federal Aid

As in other states, the amount of federal aid has declined in recent years. Alaska received its largest share of outlays in FFY 80 when \$451 million was distributed.²⁵ Federal aid outlays in FFY 82 reflect a 6.5 percent reduction from this amount. To date, federal aid reductions in Alaska have been slightly less than the national average. Between FFY 81 and FFY 82, for example, Alaska experienced a decrease in federal aid of only 5.9 percent compared to an average decrease of 6.9 percent in all states.

In Alaska, the most substantial reduction occurring between FFY 81 and 82 was in the grants in aid distributed by the U.S. Department of Labor, primarily the result of the elimination and reduction of employment and training programs. The State experienced a decrease of almost \$15 million, which was a 34.5 percent reduction from the previous year's outlays. Other significant losses were in federal aid distributed by the U.S. Department of Education, where outlays to Alaska decreased by \$9 million (a reduction of 12.3 percent); by the Environmental Protection Agency which made \$6.2 million less in outlays (a 35.2 percent reduction); and the Department of Housing and Urban Development which provided \$3.4 million fewer outlays (an 11.8 percent reduction). The U.S. Department of Health and Social Services, which was projected by many national analysts to be one of the primary areas of budgetary reduction, distributed 6.7 percent fewer outlays to Alaska in FFY 82--representing a loss of more than \$5 million (in nominal dollars).

The impact of these reductions on Alaska's State budget is unclear and depends on the ability of the State to withstand and compensate for losses in the various program categories. However, as a broad statement, it is fair to say that states, such as Alaska, which rely heavily on federal aid may be expected to encounter some negative impacts. As National Governors' Association analysts noted in describing the perceived impacts of the Reagan administration's proposed FFY 83 budget, "on a per capita basis, the big federal aid losers are the big federal aid users."²⁶ Much of the impact, however, may be passed directly on to Alaska's local governments, because generally a substantial portion of the federal aid that a State receives is redistributed to its municipal governments. According to some analysts, local governments may have developed stronger federal aid dependencies than states.

²⁵ U.S. Department of the Treasury, Federal Aid to States, 1991, (U.S. Government Printing Office: Washington).

²⁶ National Governor's Association, The Impact of the FY 1983 Federal Budget on the States: State by State Analysis, Preliminary Draft, 2/82, page 15.

It should be noted that several areas of federal aid experienced noteworthy increases in outlays. Grants distributed by the U.S. Department of the Interior, for example, more than doubled between FFY 81 and FFY 82, principally due to sizable increases in outlays from receipts under the Mineral Leasing Act. Treasury grants also rose from \$16.3 million to \$19.6 million, a 20.5 percent increase, the result of increases in general revenue sharing.

Federal Funds Received by State Agencies in Alaska

The House Research Agency sent a letter to all executive branch agencies in April of this year asking for information on federal funds received or expected for fiscal years 1980-1984 (see Attachment A). Detailed responses were received from 12 agencies. The Departments of Law and Natural Resources did not provide the requested information, and the Department of Transportation and Public Facilities provided only a partial response.

Brief summaries of most of the responses we received from the State departments are presented on the following pages. Attachment B contains copies of the detailed agency responses. Unfortunately, the information we received cannot be summarized easily. Some of the funding data was presented by State fiscal year (SFY) while other information is by federal fiscal year (FFY). In addition, no clear pattern of federal funding reductions or changes emerges from the data.

Moreover, information for State fiscal year 83 and 84 is somewhat speculative; the estimates provided could vary substantially from the actual amount which will be received. State FY 83 actuals are not computed until the fall of 1983 and FY 84 actuals will not be available until a year from now.

The four State agencies receiving the largest amounts of federal funding were the Departments of Transportation and Public Facilities, Health and Social Services, Education, and Labor, in that order. Federal receipts constitute a substantial part of the budgets of certain agencies, but only a very small percentage of other agency budgets. For example, in FY 83, federal funds represented only about 2 percent of the operating budget of the Department of Commerce and Economic Development, but was 24 percent of the Health and Social Services budget and 55 percent of Department of Labor's budget.

Department of Administration

The only federal funds received by the Department of Administration went to the Older Alaskans Commission. These included funds from the U.S. Departments of Health and Human Services, Labor, and Agriculture.

Representative Koponen
September 1, 1983
Page 15

The largest source of federal funds for the Commission (estimated at \$3.2 million in FFY 83) was Title III of the Older Americans Act for social and nutrition programs for the elderly. Funding levels have increased slightly for this program from FFY 80 to FFY 83 and are estimated to continue this trend for FFY 84.

Department of Commerce and Economic Development

No clear trends are evident in the pattern of federal funding for the Department of Commerce and Economic Development. Total federal funds received over the last four State fiscal years have ranged from \$2.5 million to \$3.7 million.

The Department of Commerce and Economic Development has the following divisions which receive some support from federal funds: Alaska Seafood Marketing Institute; Division of Measurement Standards; Division of Energy and Power Development; Division of Economic Enterprise; and the Alaska Public Utilities Commission. Many of the federal grants to these divisions over the last three fiscal years were for one-time, project-specific purposes. Energy and Power Development is the division in the department which has received the largest amount of federal funds; its federal funds have come primarily from the U.S. Department of Energy.

In addition, the Department's Division of Economic Enterprise participated in a cooperative funding assistance program with the U.S. Economic Development Administration (EDA) through which grant funds were made available to public and nonprofit agencies for public works and technical assistance projects. These federal funds did not pass through the Department, but instead were granted directly to the recipient agencies. The amount granted through this program was substantial and decreased significantly from \$4.1 million in FFY 80 to \$69 thousand in FFY 83. There is no commitment for funding under this program in FFY 84.

Department of Community and Regional Affairs

The Department of Community and Regional Affairs receives funds from a variety of federal agencies including the U.S. Departments of Commerce, Agriculture, Labor, and Housing and Urban Development. The three largest sources in recent years have been the Coastal Energy Impact Program (\$1.8 million in SFY 83) and the Coastal Management Development Program (\$3.4 million in SFY 83) both in the U.S. Department of Commerce. The U.S. Department of Labor's CETA program (now the Jobs Training Partnership Act) also has provided a significant source of federal funds (\$5.9 million in SFY 83).

Representative Koponen
September 1, 1983
Page 16

Total federal funding for the department has ranged from \$11 million to \$19 million. No major program reductions are evident except for the CETA program where federal funding decreased steadily from \$15.7 million in SFY 80 to \$6 million in SFY 83.

Department of Education

The Department of Education's federal funding comes from thirteen federal programs. The federal programs providing the largest amount of funding include the child nutrition programs in the U.S. Department of Agriculture, the ESEA Title I program for disadvantaged children, and the vocational rehabilitation program.

Funding for the child nutrition programs has increased from \$5.8 million in SFY 80 to \$7.4 million in SFY 83 and is estimated to stay at approximately that level for SFY 84. However, as noted by the department, the funding increases do not give a true picture of the federal budget cuts or their impact. Increases in funding are due to the fact that more children are participating in the program; the actual benefit amounts have decreased. The largest cuts were apparently made in 1981 and 1982.

In addition, under P.L. 81-874, the federal government provides Federal Impact Aid to school districts for students whose parents live and/or work on federal lands not subject to State or local taxation. These funds are classified as "other receipts" and do not become part of the Department of Education's operating budget. In SFY 1980, \$46.9 million was received from the federal government under this program. This amount had declined to \$34.4 million in SFY 1983.

Department of Environmental Conservation

The State Department of Environmental Conservation (DEC) receives federal funds almost exclusively from the U.S. Environmental Protection Agency. Some of the federal grants are for continuing programs, while others fund one-time special projects.

Reasons cited by the DEC for loss of federal funds over the last several years include: federal budget cuts, State funding for particular programs below the minimum support required for federal matching funds, and a depletion in federal carry over funds from one budget period to the next.

Two of the largest sources of federal funds to the department have been EPA's safe drinking water program and the water pollution control program. The DEC has experienced significant reductions in federal funding for both programs. According to DEC, the amount of funding from

the federal drinking water grant base was reduced by \$293,000 beginning with SFY 83; the reductions to the water pollution control program started in SFY 82 and resulted in a permanent loss of approximately \$284,100.

Office of the Governor

Federal funding does not represent a substantial part of the Governor's Office total budget. The Alaska Human Rights Commission and the Division of Policy Development and Planning (now a part of OMB) are the two sub-entities in the Governor's office which receive federal funds. The amounts received are given below by State fiscal year. Note that the amounts for SFY 80-82 are actuals, while only the authorized amounts are available for SFY 83 and 84.

SFY 80	SFY 81	SFY 82	SFY 83	SFY 84
\$688,500	\$149,600	\$445,800	\$316,600	\$366,000

Department of Health and Social Services

The Department of Health and Social Services (DHSS) has many divisions which receive federal funding. The Division of Public Assistance received the majority of DHSS's federal funds. The department notes that the only reduction in federal funding in the Division of Public Assistance occurred in the Title XIX Medicaid program. Medicaid payment entitlements to states were reduced in P.L. 96-499 by 4 percent in FY 83 and 4.5% in FY 84.

The Division of Family and Youth Services also experienced some reductions in federal funding for social services under Title XX of the Social Security Act. Title XX was changed from a categorical grant in fiscal year 1981; the resulting loss of federal funds was replaced with State funds. Many of the other divisions within DHSS experienced funding changes in certain programs when various categorical grant programs were converted to block grants by the Reagan administration, but this did not necessarily result in actual reductions in federal funding.

Department of Labor

The Department of Labor receives federal funds from three agencies: the U.S. Department of Labor, Employment and Training Administration; the U.S. Occupational Safety and Health Administration; and the Bureau of Labor Statistics. Federal funding reductions over the last several years have been felt by most of the programs run by the department.

A substantial amount (roughly 34 percent in SFY 83) of the federal funds received by the Department of Labor go to employment services. In FY 82 federal funds were not provided to operate the rural offices of Employment Services. The State legislature and Governor provided replacement funds to help maintain these offices. Other federal funding reductions were accommodated in this program through staff reductions.

In the area of occupational safety and health (which received 6 percent of the department's federal funds) , the federal funding reduction received in FY 82 was the result of State legislative action, not federal budgetary cutbacks. The State reduced the amount of general funds going to the division which, in turn, decreased the federal contribution as federal funds are tied to the level of State funding.

The total amount of federal funds recieved by the Department of Labor for the past four State fiscal years and anticipated for 1984 is shown below.

SFY 80	SFY 81	SFY 82	SFY 83	SFY 84
\$19,616,500	\$21,252,600	\$18,733,200	\$19,859,400	\$20,211,300

Department of Military Affairs

Two divisions within the Department of Military Affairs receive federal funds: the Division of Emergency Services (ADES) and the U.S. Property and Fiscal Office (USPFO--includes Army and Air Guard). ADES has had an increase in program funding in federal fiscal years 82 and 83. The Army and Air Guards have also experienced federal funding increases.

Department of Revenue

The Department of Revenue receives federal funds only for its Child Support Enforcement Division. This funding represents a reimbursement of 75 percent of the division's operating expenditures for State fiscal years 1980 through 1982. Beginning in SFY 83, the reimbursement rate decreased to 70 percent. As the reimbursement rate decreases, more State funds are required to maintain the current level of services.

A summary of federal funding received by the Child Support Enforcement Division is presented below for State fiscal years 80 - 84. Funds for SFY 83 and 84 are estimates only.

SFY 80	SFY 81	SFY 82	SFY 83	SFY 84
\$1,505,100	\$1,755,300	\$1,815,000	\$2,458,800	\$2,875,200

Representative Koponen
September 1, 1983
Page 19

Department of Transportation and Public Facilities

The Department of Transportation and Public Facilities (DOTPF) receives more federal funds than any other State department, primarily in its capital budget. According to DOTPF, their major source of federal funds (the Federal Highway Administration) has increased by almost 50 percent this year and will continue to increase.

DOTPF anticipates only one reduction in federal funding. The Department has been receiving approximately \$162,500/year from the Urban Mass Transit Administration; this has been passed through to seven Alaska cities to help pay for the operating costs of transit services (ferries, buses, etc.). The federal government plans to reduce the funding by 80 percent in 1984, 90 percent in 1985, and eliminate it altogether after that.

Federal Budget Impact Fund

In 1981 and 1982, the Alaska State Legislature established funds to help alleviate the problems created by reductions in federal funding. In 1981, \$5 million was appropriated in Chapter 82, SLA 81; the Governor was required to consult with the chairmen of the Legislative Budget & Audit Committee (LB&A) and the House & Senate Finance committees prior to disbursing any of these funds to State and non-State agencies.

The State Federal Budget Impact Fund was created in 1982 by Chapter 125, SLA 82 with a total appropriation of \$20 million. The legislation required the governor to submit proposed disbursements from the fund to the LB&A Committee for review. According to information supplied by the Governor's Office of Management & Budget, approximately \$16 million was disbursed from this fund in SFY 1983. Many of the recipients of the fund were private nonprofit agencies providing social services. The two largest disbursements went to the Department of Health and Social Services for Medicaid (\$1.5 million) and to the Department of Education for BIA school transfers (\$7.9 million).

* * * * *

We hope this information is useful to you. If you have any questions regarding it, please call.

SB:BB/dp

Appendix A: HRA Memorandum to State Agencies
Appendix B: Agency Responses

STATE OF ALASKA

Department of Administration

DEPARTMENT OF ADMINISTRATION

OLDER ALASKANS COMMISSION

May 23, 1983

BILL SHEFFIELD, GOVERNOR

POUCH C, M.S. 0209
JUNEAU, ALASKA 99811
PHONE: (907) 465-3250

RECEIVED
MAY 26 1983

HOUSE RESEARCH AGENCY

Deborah Pomeroy/Betty Barton
Research Staff
Alaska State Legislature
House of Representatives
Research Agency
Pouch Y, State Capital
Juneau, Alaska 99811

Dear Ms. Pomeroy and Ms. Barton:

This is in response to your letter dated April 20, 1983 to Commissioner Lisa Rudd in regard to reductions in federal funding that have occurred between FY 1980 and FY 1984. You had requested this information by May 13. On May 10th, we requested an extension of the required date to May 18, until our accountant returns from annual leave.

Listed below are the federal funds received or anticipated to be received by the Older Alaskans Commission during FY '80 to FY '84.

Federal Funds:

U.S. Department Health and Human Services Older Americans Act:

	<u>FFY'80</u>	<u>FFY'81</u>	<u>FFY'82</u>	<u>FFY'83</u>	<u>FFY'84</u>
a) Title III, Social and Nutrition Program for the Elderly	\$3,114,001	\$3,289,900	\$3,203,023	\$3,400,291	\$3,400,291
b) Title IVa, Training	30,000	30,000	30,000	30,000	30,000
c) Title IVc, Senior Advocacy Assistance	-0-	-0-	50,000	50,000	50,000

U.S. Department of Agriculture

	<u>FFY'80</u>	<u>FFY'81</u>	<u>FFY'82</u>	<u>FFY'83</u>	<u>FFY'84</u>
Cash in Lieu of Commodities	\$ 58,793	\$ 97,262	\$ 120,424	\$ 120,424 (est.)	\$ 120,424 (est.)

U.S. Department of Labor Title V, Senior Community Service

Deborah Pomeroy/Betty Barton
Research Staff

May 23, 1983
Page 2

Employment Program:

Federal grants period:

7/1/79 - 8/31/79	\$ 131,336
9/1/79 - 7/30/80	939,000
8/1/80 - 7/30/81	1,072,000
8/1/81 - 6/30/82	1,160,000
7/1/82 - 6/30/83	1,157,609
7/1/83 - 6/30/84	1,368,609

All of the above grants are categorical grants.

I hope the above information is helpful.

Sincerely,

Dorothy Walt
Dorothy Walt
Internal Auditor

STATE OF ALASKA

DEPARTMENT OF COMMERCE & ECONOMIC DEVELOPMENT

OFFICE OF THE COMMISSIONER

Department of Commerce & Economic
Development

POUCH D
JUNEAU, ALASKA 99811
PHONE: 465-2500

May 20, 1983

RECEIVED
MAY 23 1983

HOUSE RESEARCH AGENCY

Mses. Betty Barton and
Deborah Pomeroy
Alaska State Legislature
House of Representatives
Research Agency
Pouch Y, State Capitol
Juneau, Alaska 99811

Dear Betty and Debbie:

The Department of Commerce and Economic Development does not receive major federal funding in support of overall operations. A few specific programs, however, are supported by federal funds. These areas follow, by agency:

Alaska Seafood Marketing Institute

ASMI has received two federal cooperative agreements, 81-ABH-00109 for \$217,000 for State fiscal years 1982 and 1983, and 82-ABH-00121 for \$254,000 for State fiscal years 1983 and 1984. Both grants were for advertising, promotion and quality assurance education of/for Alaska seafood products. The grants are from DOC/NOAA/NMFS. No further federal grants are expected.

Division of Measurement Standards

The Division of Measurement Standards assumed responsibility for the vehicle weigh stations in FY 83, and with them a Federal Demonstration Program involving commercial vehicle weighing and inspection. This demonstration program ended in March, 1983.

The contract number was DT-FH-61-80-X-00042 Mod #3, and was from the U. S. Department of Transportation, Federal Highway Administration for \$672,000. No further federal funding is expected.

Mses. Betty Barton
and Deborah Pomeroy

-2-

May 20, 1983

Division of Energy and Power Development

DE&PD has had numerous federally funded programs. A summary of those is attached.

Division of Economic Enterprise

The Division of Economic Enterprise has had three federally funded projects. The history of each is as follows.

BIA Grants - The U. S. Department of Interior, Bureau of Indian Affairs, contracted with the Division of Economic Enterprise through a memorandum of agreement to provide various economic development grants to rural communities throughout Alaska. The contract number was E00C14201732. Funding was \$216,000 in FY '80, \$154,900 in FY '81, and \$10,000 in FY '82. The contract expired September 30, 1981. No further funding has been available.

BLM Grant - The U.S. Department of Interior, Bureau of Land Management, contracted with the Division of Economic Enterprise so the division could participate in the Southcentral Alaska Water Resource Study. The contract number was AK-910-4930-0109-9475. The FY '80 funding was \$1,000. No further funding is expected.


NOAA Grant - The U.S. Department of Commerce, National Oceanic and Atmospheric Administration contracted with the Division of Economic Enterprise to supplement the State's efforts for a commercial geoduck feasibility study. The contract was for \$10,000 in FY '81, and supplemented an FY '81 authorization of \$30,000 for that project. The grant number was 81-ABD-00035. The project is complete; no further funding is expected.

Alaska Public Utilities Commission

The U.S. Department of Energy, Economic Regulatory Administration, granted the Alaska Public Utilities Commission \$200,000 in FY '80 and \$182,700 in FY '81 to assist the commission in implementing responsibilities mandated under the Public Utilities Regulatory Policies Act (PURPA) enacted November 9, 1978. The grant number is DE-FG01-79RG-10168. Those responsibilities have been assumed. No further federal funding is expected.

I hope this information sufficiently answers your inquiry. If you have any further questions, please call me at 465-2509.

Sincerely,


Steven D. Hildebrand
Accounting Supervisor

SDH/cw#26S8

Enclosure
52083B

FEDERAL FUNDING
FOR
DIVISION OF ENERGY & POWER DEVELOPMENT

May 13, 1983

PROGRAM/PROJECT	RECIPIENT	RECEIPT CATEGORY	SOURCE	SFY 80	SFY 81	SFY 82	SFY 83	SFY 84	STATUS	COMMENT
Appropriate Technology	DEPD	Project	DOE	45,500	201,590	95,000	35,000	-0-	Closing	
AVEC Wood Gasification	DEPD	Project	DOE	-0-	184,000	200,000	205,000	-0-	Continuing	Level of future funding minimal less than \$50,000 over next 3 yrs.
Biomass	DEPD	Contract	DOE	-0-	-0-	-0-	-0-	150,000	New	Level of future funding minimal
Energy Extension Service	DEPD	Categorical	DOE	263,300	-0-	175,900	92,600	50,400	Continuing	Level of future funding-stable at \$95,000*
Geothermal Commercialization	DEPD	Project	DOE	124,891	91,250	76,250	-0-	-0-	Closing	
Institutional Conservation Program (ICP)	DEPD Subgrantees	Categorical	DOE	621,239	659,942	940,592	311,944	316,493	Continuing	Level of future funding stable at \$300,000*
"Jobs Bill" for use with ICP	DEPD	One Time	DOE	-0-	-0-	-0-	-0-	300,000	One Time	
Peat Assessment	DEPD	Project	DOE American Gas Assoc.	200,000	-0-	150,000	-0-	-0-	Closing	
Small Hydro Commercialization	DEPD	Project	DOE	-0-	58,000	36,135	-0-	-0-	Closing	
State Energy Conservation Program	DEPD	Categorical	DOE	292,200	229,500	172,900	136,800	134,600	Continuing	Level of future funding stable at \$135,000*
Supplement State Conservation Program	DEPD	Categorical	DOE	57,800	57,900	53,700	-0-	-0-	Closing	