

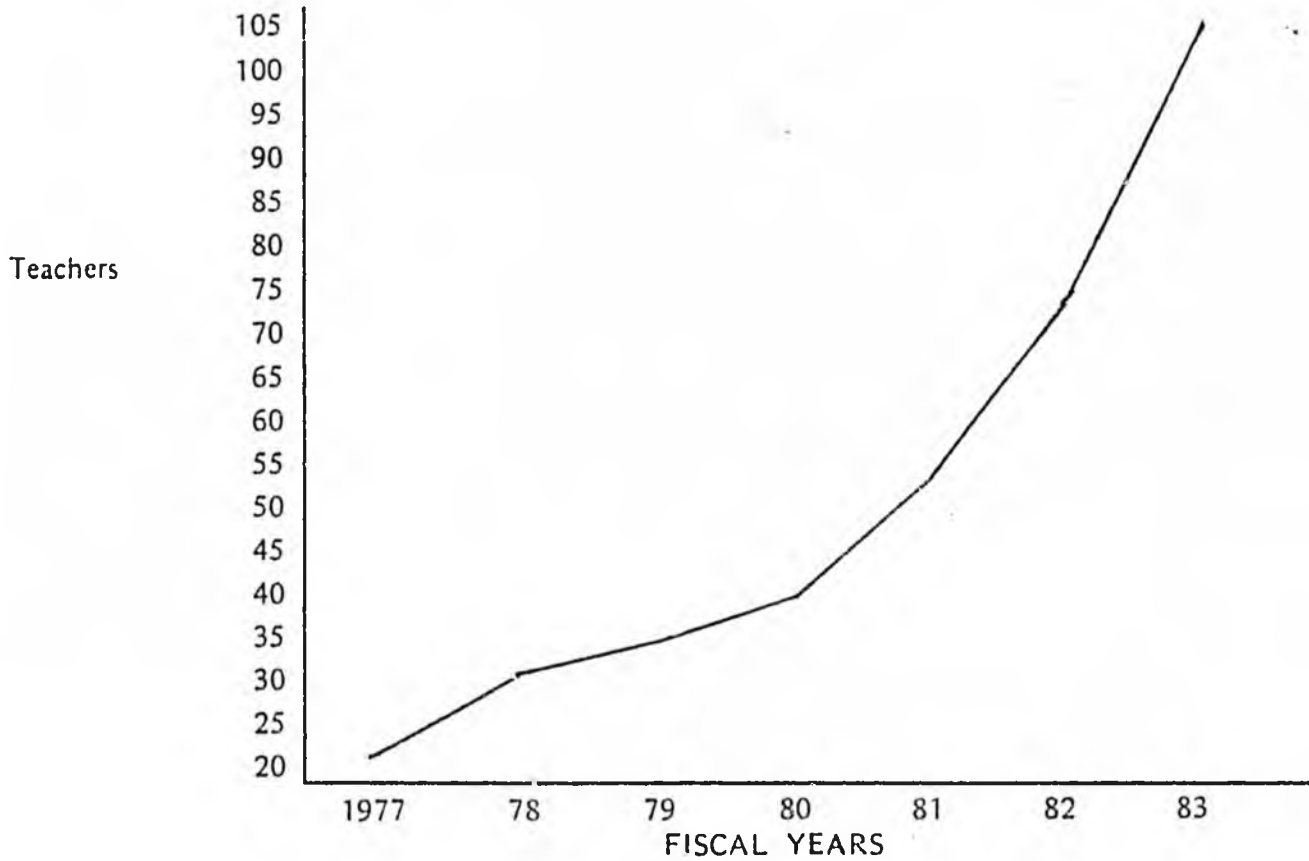
2346

SHESS

SB 282

2100

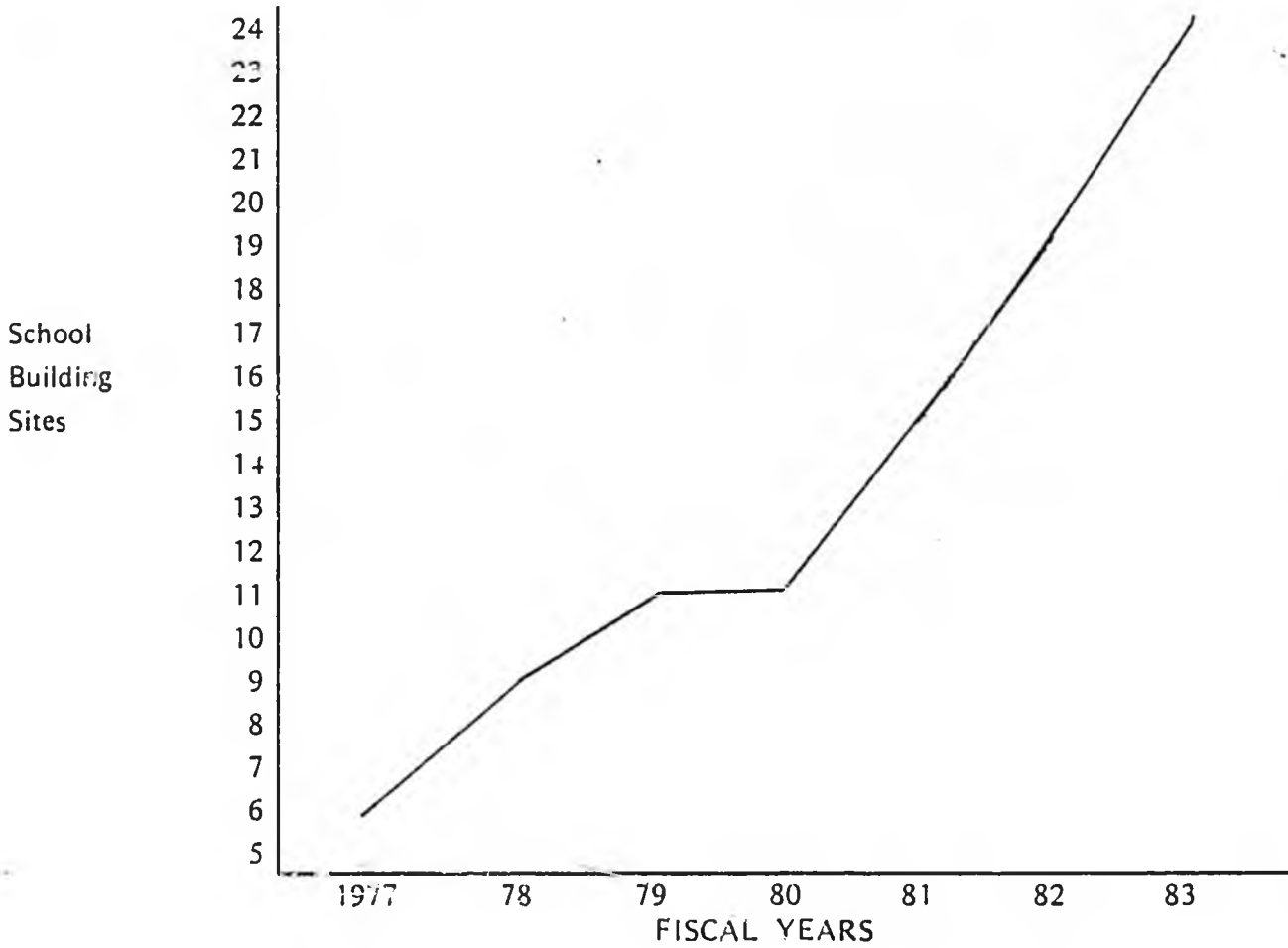
BERING STRAIT SCHOOL DISTRICT  
 CLASSROOM TEACHERS  
 FISCAL YEAR 1977-83  
 GRAPH II



BERING STRAIT SCHOOL DISTRICT  
 CLASSROOM TEACHERS  
 FISCAL YEAR 1977-83  
 TABLE II

<u>Fiscal Year</u>	<u>Classroom Teachers</u>	<u>% of Change</u>
1977	21.	
1978	31.3	58.05
1979	34.5	10.22
1980	39.5	14.49
1981	54.	36.70
1982	74.	37.03
1983	103.	39.18

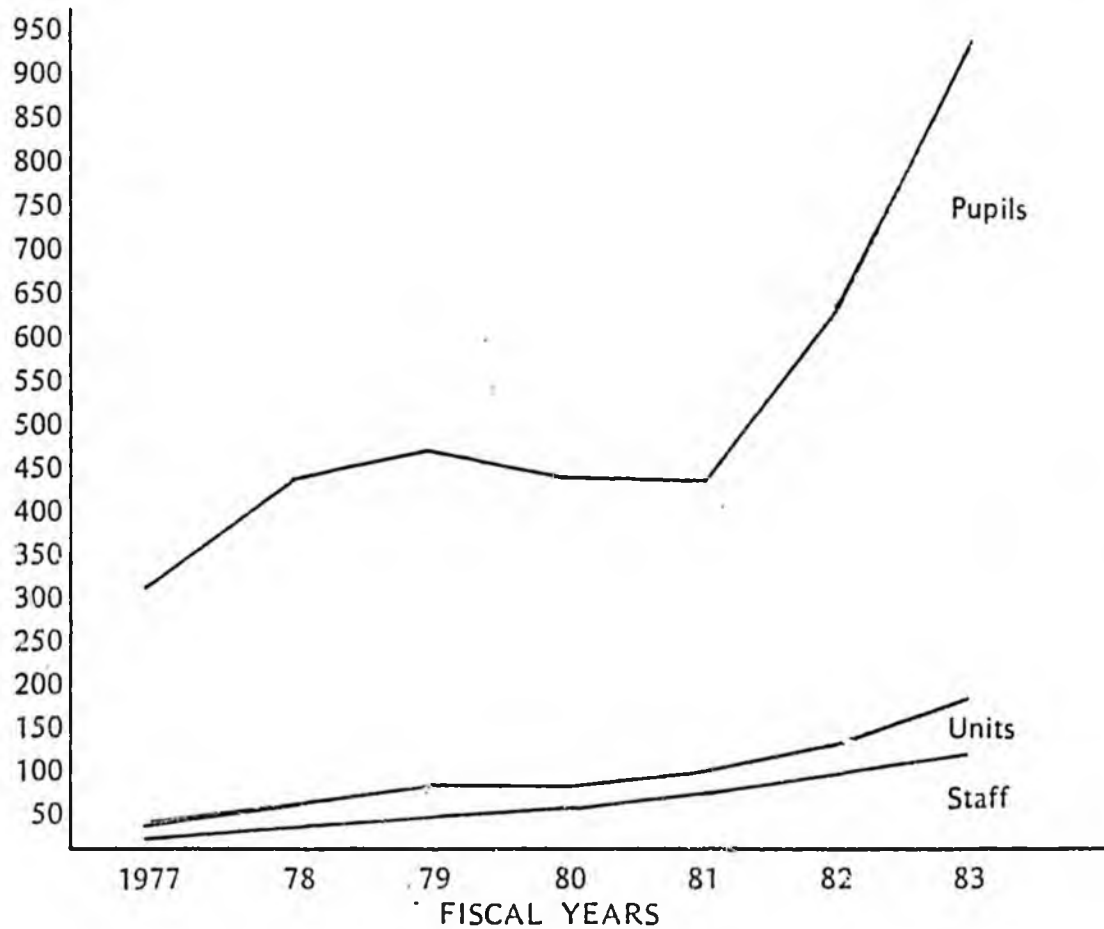
BERING STRAIT SCHOOL DISTRICT  
FACILITIES  
FISCAL YEAR 1977-83  
GRAPH III



BERING STRAIT SCHOOL DISTRICT  
FACILITIES  
FISCAL YEAR 1977-83  
TABLE III

<u>Fiscal Year</u>	<u>Facility</u>	<u>% of Change</u>
1977	6	
1978	9	50.
1979	11	22.22
1980	11	0.0
1981	15	36.36
1982	19	26.66
1983	24	26.32

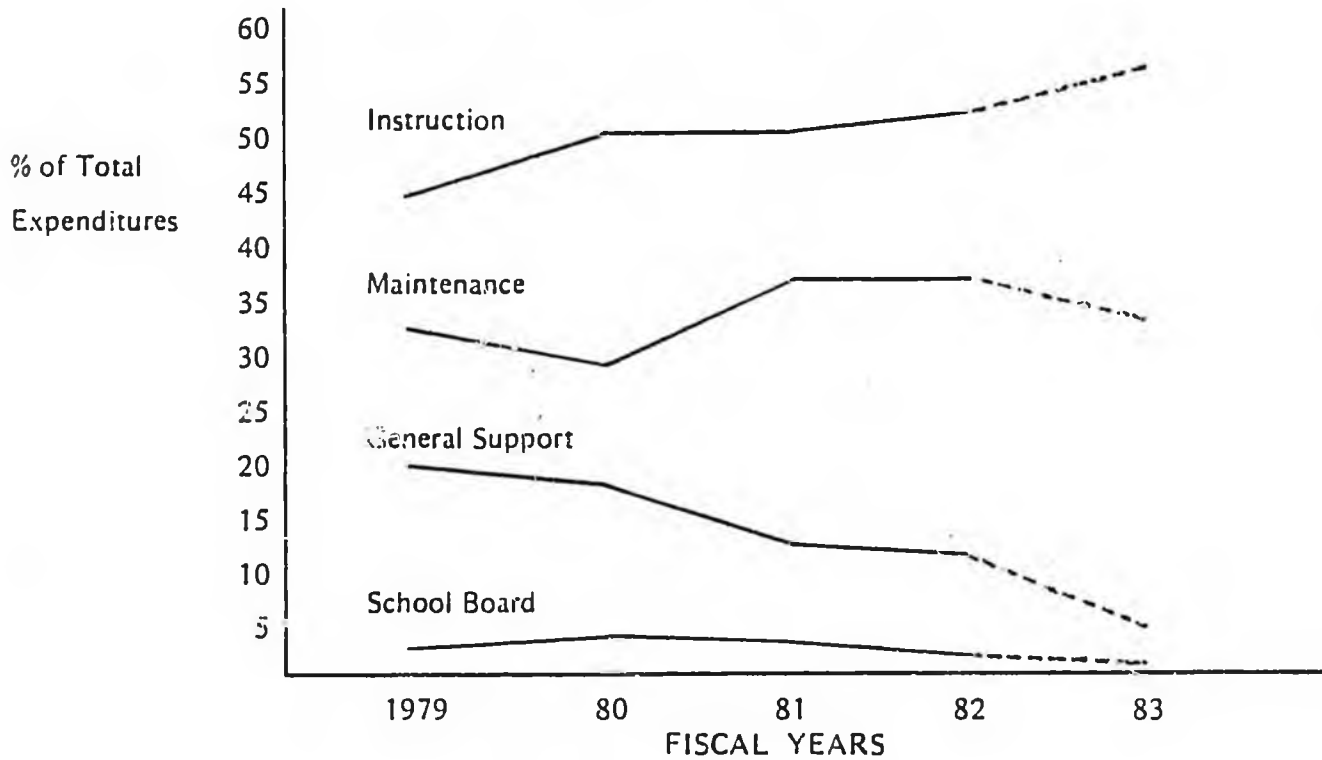
BERING STRAIT SCHOOL DISTRICT  
DISTRICT WIDE STATISTICS  
FISCAL YEAR 1977-83  
GRAPH IV



BERING STRAIT SCHOOL DISTRICT  
DISTRICT WIDE STATISTICS  
FISCAL YEAR 1977-83  
TABLE IV

	FY '77	FY '78	FY '79	FY '80	FY '81	FY '82	FY '83
Pupils (ADM)	307	443	451	441	440	614	920
Units	42	62	72	72	94	123	171
Value Per Unit	37592	43080	44950	49445	55301	58842	65300
Pupil Teacher Ratio	14.6 - 1	14.1 - 1	13.0 - 1	11.1 - 1	8.1 - 1	8.3 - 1	8.9 - 1
Students Per Unit	7.3	7.1	6.2	6.1	4.6	5.0	5.4

BERING STRAIT SCHOOL DISTRICT  
 DISTRIBUTION OF TOTAL EXPENDITURES  
 FISCAL YEAR 1979-83  
 GRAPH V



BERING STRAIT SCHOOL DISTRICT  
 DISTRIBUTION OF TOTAL EXPENDITURES  
 FISCAL YEAR 1979-83  
 TABLE V

	FY '79		FY '80		FY '81		FY '82		FY '83	
	\$	%	\$	%	\$	%	\$	%	\$	%
Instruction	1,842,796	45	2,191,681	50	2,857,427	50	4,084,922	52	6,797,888	55
Maintenance	1,331,228	32	1,289,979	29	2,023,459	36	2,834,866	36	3,985,434	32
General Support	834,242	20	787,984	17	665,996	12	864,706	11	613,350	5
School Board	94,776	2.3	155,332	3.5	167,972	2.9	138,313	1.7	150,000	1.2

BERING STRAIT SCHOOL DISTRICT  
CAPITAL IMPROVEMENT PROJECT

1976 - 1983

Brevig Mission High School

Funded from CH 134 SLA 1978 \$1,681,000. Completed in 1982  
Teachers quarters funded from CH 121 SLA 1980 \$85,000.  
Completed 1982

Diomedes High School

Funded from CH 124 SLA 1978, CH 50 SLA 1980 and CH 82 SLA 1981.  
Grant from DOT/PF for \$4,200,000. Bid opening November 22, 1982  
Expenditure for prior design have been subtracted from the total  
grant.

Elim High School

Funded from CH 134 SLA 1978, CH 137 SLA 1978 for \$1,327,716.  
Completed 1982 DOT/PF 1980.

Gambell High School

Funded from CH 195 SLA 1978, CH 131 SLA 1976 for \$1,929,190.  
Completed 1979.

Gambell High School Addition

Funded from CH 134 SLA 1978, CH 137 SLA 1978 for \$1,240,000.  
Completed 1982 DOT/PF 1980.

Golovin High School

Funded from CH 134 SLA 1978 for \$1,627,885. Completed 1982  
DOT/PF 1980.

Koyuk High School

Funded from CH 134 SLA 1978 for \$1,390,528. Completed 1982  
DOT/PF 1980

Koyuk Utility Building

Funded from insurance funds for \$466,348. Completed 1982  
DOT/PF 1980.

Koyuk Generator

Funded from CH 131 SLA 1976 for \$20,655. Completed 1978

St. Michael High School

Funded from CH 134 1978 for \$1,520,702. Completed 1982  
Construction shortfall funding requested in FY 84 CIP

Savoonga High School

Funded from CH 195 SLA 1972, CH 142 SLA 1974 and CH 131 SLA 1976 for  
\$1,749,000. Completed 1978

Shaktolik Elementary/Secondary School

Funded from CH 134 SLA 1978 and CH 50 SLA 1980 and federal funds  
from BIA.

State funds	\$1,537,100
BIA funds	<u>2,104,000</u>
	\$3,641,100

Shaktoolik Elementary/Secondary School CONT:

See agreement with BIA for total construction funding of \$3,387,000.  
Completed 1982

Shishmaref Disalination

CH 113 SLA 1978 for \$140,000. Grant application submitted

Shishmaref Elementary/Secondary

Funded from CH 142 SLA 1974 for \$2,492,000. Completed 1976

Shishmaref Relocatable

Funded from CH 142 SLA 1974 for \$50,000. Completed 1976

Shishmaref Water Upgrade

Funded from CH 131 SLA 1976 for \$42,560. Completed 1978

Shishmaref High School Roof

Funded from CH 131 SLA 1976 for \$285,000. Completed 1978

Shishmaref School

Funded from CH 32 SLA 1982 DOE Grant #82-40 for \$1,978,058.

Stebbins High School

Funded from CH 134 SLA 1978 for \$2,082,908. Completed 1982.  
Over run funds requested in FY 84 CIP

Stebbins Upgrade

Funded from federal funds for \$431,644. Grant application submitted.

Teller Elementary/Secondary School

Funded from CH 134 SLA 1978 for \$475,400. Completed in 1980

Teller Multi-purpose Room

Funded from CH 131 SLA 1976 for \$855,000. Completed in 1981

Unalakleet White Alice Renovation

Funded from CH 80 SLA 1976 for \$230,000. Completed 1982

Unalakleet Roof

Funded from CH 195 SLA 1978 for \$285,000. Completed 1980

Unalakleet High School

Funded from federal PL 81-815 Funds for \$1,812,200. Completed 1977  
\$140,000. Equipment funds from CH 142 SLA 1974

Unalakleet Administration Building

Funded from CH 121 SLA 1980 for \$1,934,000. Completed 1982

White Mountain Secondary Remodel

Funded from CH 131 SLA 1976 for \$895,000. Completed 1979.

White Mountain Water Upgrade

Funded from CH 131 SLA 1976 for \$47,150. Completed 1978

White Mountain Addition

Funded by CH 82 SLA 1981 for \$1,194,600. DOE grant #82-41

District Wide Code Upgrade

Funded from CH 82 SLA 1981 for \$3,880,459. DOE grant #82-45

District Wide Major Maintenance

Funded from CH 82 SLA 1981 for \$845,478. DOE grant #82-46

District Wide PMI Project

Funded from CH 82 SLA 1981 for \$250,000. Grant application submitted

Water & Sewer Projects

Funded from CH 25 SLA 1982 for \$1,970,000. DOE grant #83-19 for projects at Shishmaref, Brevig Mission, Teller, Koyuk and Golovin.

## SECTION II

This section of the report addresses a schedule prepared by Legislative Budget and Audit which presents a summary of Salary and Other Benefits for selected administrators in the Bering Strait School District. A proper perspective on salary and benefits can only be gained by a review of comparable salary schedules from other rural districts. This information is presented in the following table.

**Average Daily Salary for Selected Rural  
Education Attendance Areas  
1982-83**

District	Number of Employees	Sup't. Daily Rate	Asst. Sup't./ Dep. Daily Rate	Rus. Man. Daily Rate	Dir. Daily Rate
Iditarod	108	277.53	262	-	238
Lower Kusko.	921	379.20	287	210	225
B.S.S.D.	332	358.79	283	244	220
North Slope	474	370.37	309	237	237
Lower Yukon	363	312.50	294	250	229
Southwest Reg.	254		283	270	238
Yukon Flats	98.5	281.53	228	199	172
Lake & Penin.	100	270.27	-	229	-
Yukon Koyukuk	107	347.72	267	247	222

As can be seen from the above table the salaries for selected administrators in the Bering Strait School District are by no means the highest paid in the rural regions or among all districts in the State of Alaska.

The daily rate for the superintendent ranks third among the eight districts surveyed and the daily rate for the Assistant Superintendent category and the Business Manager also ranked third among the eight districts surveyed. The average daily rate for directors ranks sixth of the districts surveyed in addition to the fact that the benefits received by Bering Strait School District administrators are average with respect to the benefit programs in the other districts that were addressed. The source for this information is the 1982-83 Survey of School District Employee Benefits, published by the Association of Alaska School Boards.

ADMINISTRATIVE

Below are the page headings for the Administrative Salaries and Benefits Survey on the next few pages.

- A Name of School District
- B Number of employees
- C Position/Title
- D Base Salary
- E Top Salary
- F Days on contract/vacation days
- G Insurance benefits not provided to teachers
- H Expenses other than travel paid by district
- I Professional development paid by district
- k Other benefits not listed but provided

A	B C	D	E	F	G	H	I	J	K
Iditarod	1 Asst. Supt./Dsn. Mgr.		61,480.00	261/26	Same	No	No		None
	1 Title VII Coord	36,712	51,255	200/3	Same	No	No		None
	1 Chapter 1/Lang. Arts Spec.	36,712	51,255	200/3	Same	No	No		None
	1 JOM/IEA/Comm-Ed./BIP	36,712	51,255	200/3	Same	No	No		None
	1 Curr. Dir.		57,240	261/25	Same	No	No		None
	1 Spec. Ed. Dir.	36,712		200/3	Same	No	No		None
	1 Secondary Curr. Coord.	26,204	47,753	188/3	Same	No	No		None
	1 Voc. Ed. Dir.	36,712	51,255	200/3	Same	No	No		None
	1 Bilingual Dir.	36,712	51,255	200/3	Same	No	No		None
	1 Library/Media Coord.	36,712	61,255	200/3	Same	No	No		None
	1 Personnel Director	36,504		261/21	Same	No	No		None
	1 Facilities Coord.	50,393		261/21	Same	No	No		None
	1 Maint. Director	46,247		261/24	Same	No	No		None
	2 Maint. Foreman	37,750		261/15	Same	No	No		None
1 Computer Educ. Coord.	13,102	22,677	94/1.5	Same	No	No		None	
Juneau	Asst. Supt. Instr.		60,840						
	Asst. Supt. Bus.		60,840						
	Personnel Director		40,170	12/24			\$25/mo Car		
	Finance Officer		41,282	12/24			\$60/mo Car		
	Comm. Schools Dir.		37,128	12/24			\$50/mo		
	Maint/Opr. Supvr.		44,720	12/24					
	Dist. Head Custodian		32,084	12/24					
	Asst. Head Custodian		27,690	12/24					
Indian Studies Supvr.		30,852	10.5/				\$85/mo Car		
Kake	NONE								
Kenai	2 Assoc. Supt.	61,865		7/24	No	No	Yes		
	1 Fed. Program Director	51,408		7/0/3	No	No	Yes		
	1 Special Ed. Director	51,408		7/0/3	No	No	Yes		
	1 Elem. Curriculum Director	51,408		7/0/3	No	No	Yes		
Ketchikan	1 Asst. Supt.		69,700	12/22	Full Medical	No	No		No
	1 Special Ed. Director		56,500	207/	Same	No	No		No
	1 Community Schools Dir.		40,707	230/	Same	No	No		No
	1 Personnel Coord	30,432	Up	12/28	No	No	No		Non-Certificated
	1 Business Manager	42,000	Up	12/24	No	No	No		Same
	1 Facilities Coord.	41,000	Up	230/					Certificated
King Cove	NONE								
Klawock	NONE								

A	B C	D	E	F	G	H	I	K
Kudlak	1 Asst. Supt.	54,000	60,500	230/5	No	No	\$300/yr Prof Dues	Car allow/Tuition/Physical
	1 Admin. Assistant	52,000	58,000	230/5	No	No	Same	Same
	1 Curric. Director	48,000	54,000	204/5	No	No	Same	Same
	1 Special Ed. Director	41,000	46,000	198/5	No	No	Same	Same
Kuspuk	1 Admin. Asst./Principal							
	2 Admin. Asst.	29,268	57,912	200/0			State & Limited Natl	
	1 Bilingual/Fed. Prog. Dir.	26,723	38,427	188/			Same	
	1 Curric. Director	26,723	46,338	200/			Same	
	1 Special Ed. Director	26,723	46,497	188/			Same	
	1 Com. Ed. Dir./Fed. Prog.	29,268	51,218	188/			Same	
	1 Public Info. Officer	2,500	2,500	12/			State Meeting	Non-Certified
	1 Facilities Coord.	2,500	4,447	12/			Same	Non-Certified
Lake & Peninsula	Asst. Supt.			260/20	Life = Salary	No	AASA	No
	Admin. Asst.			210/0	Same	No	No	No
	Special Ed. Director			210/0	No	No	No	No
	Business Manager		55,000	260/20	No	No	No	No
	Facilities Coord.		55,000	260/20	No	No	No	No
	Asst. Fac. Coord./Dir of Maint.		55,000	260/20	No	No	No	No
Lower Kuskokwim	2 Asst. Supt.		65,250	260/	No	No	State & National as	approved by Supt.
	Admin. Asst.		43,617	12/			Same	
	Fed. Program Dir.		53,643	260/1.75				Same
	Curric. Director		49,036	240/1.75				Same
	Special Ed. Director		42,201	224/1.75				Same
	Elem. Curric. Coord.		39,283	220/			Same	
	Bilingual Director		57,012	260/2.75				Same
	Personnel Director		46,321	12/1.75			State & national	
	Business Manager		50,211	12/1.75			Meetings with Supt.	
	Facilities Director		53,206	12/1.75			approval	
	Capital Project Dir.		53,893	12/2.75			Same	
Lower Yukon	1 Admin Assistant	60,235		220/15	None			
	1 Fed. Program Director	60,235		220/15	None	None		
	1 Curric. Director	46,319		198/0	None	None	None	
	1 Special Ed. Director	51,465		220/15	None	None	None	
	1 Voc. Educ. Director	38,841		198/0	None	None	None	
	1 Bilingual Director	38,280		198/0	None	None	Bilingual Conference	
	1 Personnel Director	38,301		220/15	None	No	None	
	1 Business Manager	56,000		240/16	None	No	None	
	1 Fed. Prog. Specialist	51,465		220/15	None	No	None	

A	B C	D	E	F	G	H	I	J	K
Adak	Admin. Assistant	44,000	51,000	240/30	11	X			X
	Special Ed. Director	36,000	49,000	188/7.5		X		State	X
	Personnel Director	43,000	50,000	240/30	X			State National	X X
Alaska Gateway	1 Asst. Supt.		61,985	230/					
	1 Spec. Ed. Director	24,706	52,329	220/					
	1 Business Manager		43,769	230/					
	Facilities Coord.	43,000		230/					
Aloutien	1 Admin. Assistant	76,877		260/20	No	\$50. p/m, Auto	W/Supt. Approval	None	
Anchorage	5 Assistant Superintendent	62,420	66,559	260/24	No	Exp. Account	No	\$45 MI. Vehicle Allowance	
	1 Federal Program Director	50,046	56,477	260/24	No	No	No	Same	
	1 Curriculum Director	50,046	56,477	260/24	No	No	No	Same	
	1 Special Ed. Director	50,046	56,477	260/24	No	No	No	Same	
	1 Elementary Curric. Director	50,046	56,477	260/24	No	No	No	Same	
	1 Voc. Education Director	44,670	51,120	260/24	No	No	No	Same	
	1 Bilingual Director	44,670	51,120	260/24	No	No	No	Same	
	1 Public Information Officer	41,441	41,441	260/24	No	Exp. Account	No	Same	
	1 Personnel Director	61,133	61,133	260/24	No	Exp. Account	No	Same	
	1 Facilities Coordinator	47,899	54,303	260/24	No	No	No	Same	
	1 Labor Relations Director	57,379	57,379	260/24	No	Exp. Account	No	Same	
Annette	1 Fed. Program Dir.	See Elem.	Principal						
	1 Special Ed. Director	See Elem.	Principal						
	1 Voc. Ed. Director	See, U.S.	Principal						
	1 Business Manager	35,000		220/12	Yes	3,500/Hr. Exp	Travel/Perdlem		
Bering Strait	Deputy Supt.	66,245		260/26		Hotel/Perdlem	Hotel/Trav. Perdlem		
	Fed. Program Dir.	47,115		220/--		Same	Same		
	Special Ed. Director	44,786		260/24		Same	Same		
	Elem. Curric. Dir.	50,628		260/24		Same	Same		
	Voc. Educ. Director	59,400		260/24		Same	Same		
	Business Manager	47,500		260/24		Same	Same		
	Transportation Coord.	42,790		260/24		Same	Same		
	Dir. Transitional Prog.	54,000		260/24		Same	Same		
Bristol Bay	NOHE								
Chatham	1 Assistant Superintendent	46,000	46,000	220/22	Med & Travel	Cabs	Perdlem + Travel		
Chugach	1 Curriculum Director					Admin. Stipend	of \$2,500.00	(15 extra days)	

A	B C	D	E	F	G	H	I	K
Copper River	1 Curric. Director 1 Business Manager		61,000 43,950	230/ 230/	No No	No No	Yes Yes	
Cordova	NONE							
Coalg	1 Business Manager	24,000	24,000	12/10		No	None	
Delta/Creely	1 Asst. Superintendent 1 Special Services Coord. 1 Coord. Study teacher 1 Coord. Study Prin./teacher 1 Coord. Study/AIDS teacher	61,691 48,526 32,456 36,540 34,483		240/10 220/4 188/2 210/4 188/2	No No No No No	No No No No No	AASA	
Dillingham	Assistant Supt. Admin. Assistant Business Manager Maint. Foreman	67,600 32,000 46,000 42,000		260/21 260/18 260/10 260/18	No No No No	No No No No	State & National State/Workshop State & National No	2/dy Pers. Leave & Tuition 2 dys Pers. leave & Tuition Same Same
Fairbanks	1 Asst. Supt. 1 Assoc. Supt. 1 Admin. Asst. 1 Fed. Program Dir. 1 Special Ed. Director 1 Public Info. Officer 1 Personnel Director 1 Business Manager 1 Dir. Operations & Maint. 1 Dir. Student Activities 1 Coord. Staff Dev.	54,000 62,000 39,000 47,000 48,873 35,310 51,318 55,650 51,100 47,000 45,000		12/24 12/24 12/24 12/24 12/24 12/24 12/24 12/24 12/24 12/24 12/24	No No No No No No No No No No No	Trv/Hotel & Pdm Same Same Same Same Same Same Same Same Same Same Same	1 State & National Same Same Same Same Same Same Same Same Same Same Same	None None None None None None None None None None None None
Galena	1 Admin. Assistant	28,350	40,040	260/20	N/A	N/A	N/A	
Haines	NONE							
Hoonah	NONE							
Hydaburg	NONE							

-09-

A	B C	D	E	F	G	H	I	K
Mat Su	Assistant Supt.	60,000	N/A	260/36	All have 15,000 Life & 100,000 Accid. Life Ins	Assoc. Dues	St. & National Conf.	IRS, WC, ESC, SL
	Curriculum Director	53,000	N/A	260/30		Same	Same	Same
	Special Ed. Director	53,000	N/A	260/30		Same	Same	Same
	Elem. Curric. Director	53,000	N/A	260/30		Same	Same	Same
	Personnel Director	50,000	N/A	260/30		Same	Same	Same
	Business Manager	50,000	N/A	260/30		Same	Same	Same
Kenai	1 Curriculum Director		40,000	215/3	No	No	No	Same as teachers
North Slope	Asst. Superintendent		72,000	245/12	No	None	Yes	None
	Assoc. Supt.		72,000	245/12	No	None	Yes	None
	Admin. Assistant		55,000	230/12	No	None	Yes	None
	Fed. Program Director		60,000	265/12	No	None	Yes	None
	Curriculum Director		60,000	265/12	No	None	Yes	None
	Special Ed. Director		60,000	265/12	No	None	Yes	None
	Elem. Curriculum Director		60,000	265/12	No	None	Yes	None
	Voc. Educ. Director		60,000	265/12	No	None	Yes	None
	Bilingual Director		60,000	265/12	No	None	Yes	None
	Public Info. Officer		45,000	245/12	No	None	Yes	None
	Business Manager		60,000	260/12	No	None	Y.	None
	Facilities Coord.		60,000	245/12	No	None		None
Pelican	NONE							
Petersburg	1 Fed. Program Director	4,908.00		180/5	No	No	No	None
	1 Special Ed. Director	34,361		180/5	No	No	No	None
Pribilof Island	1 Special Prog. Director	51,608		220/0	No	(1) Prof Dues	State & Natl Conf.	30% Rent - all fuel paid
Rallbelt	1 Curriculum Director		45,000	197/0	No	Perdlem + Hotel	In State Trvl	None
	1 Business Manager		45,000	12/15	No	Perdlem + Hotel	In State Conf.	None
	1 Facilities Coordinator		13,395.	12/15	No	Perdlem + Hotel	In State Conf.	None
Sand Point	All Admin. positions held by	Supt.						
Sitka	1 Fed. Program Director							See Spec. Ed. Director
	1 Special Ed. Director	47,071	53,661	206/	No	\$25.00 Perdlem	Travel to State	See Spec. Ed. Director
	1 Bilingual Director							
	1 Voc. Education Director	48,954	60,243	206/		\$75.00 Perdlem	Travel to State	
Skagway	NONE							

A	B	C	D	E	F	G	H	I	J	K
Southeast Island		Asst. Supt.	53,679		220/	No		W/Supt Approval	W/Supt Approval	Same benefits as teachers
		Business Manager	33,000		12/	No		No	Same as Teachers	
		Facilities Coord.	42,000		12/ -	No		No	Same as Teachers	
Southwest Region	1	Asst. Supt.		65,000	12/30	Yes				Housing Subs./Car Stipend
	1	Admin. Assistant		34,612	12/24					
		Fed. Program Dir.		46,842	210/					See Fed. Prog. Dir.
		Curric. Director		51,952	210/					See Curric. Dir.
		Spec. Ed. Dir.								
		Voc. Educ. Dir.								
	Elem. Curric. Coord.		47,409							Housing Subs.
	Bilingual Dir.									Housing Subs/Vehicle Stipend
	Business Manager	62,000				Yes		ASBO Meeting		Housing Subs/Vehicle Stipend
	Facilities Coord.	48,500				Yes				Housing Subs/Vehicle Stipend
	Dir. of Instruction		58,500		12/30	Yes				Housing Subs/Vehicle Stipend
St. Marys		Asst. Superintendent	50,000		200/	No			Yes	
		Bilingual Director	29,790		240/	No	No		Yes	
		Business Manager	31,719		230/	No			Yes	
		Facilities Coord.	50,000		200/	No			Yes	
Unalaska	1	Fed. Prog. Coord.	COMBINED	WITH TEACH	ER /					
Valdez	1	Curriculum Director	38,248	57,372	200/12					
	1	Business Manager	52,783	75,732	240/					
	1	Facilities Coord.	52,783	75,732	240/					
Wrangell		NONE								
Yakutat	1	Admin. Assistant	45,000		204/2	No	No		State	
Yukon Flats	1	Assistant Supt.	52,500		260/30	Added Life	None		State & Natl Travel	10 Day Professional Leave
	2	Admin. Assistant	23,000	23,690	220/				Trv./1 State Mtg.	
	1	Fed. Program Dir.	32,000		220/				State Conferences	
	1	Curric. Director	47,000		260/24				State Conferences	
	1	Special Ed. Director	37,700		220/				State Conferences	
	1	Business Manager	47,000		260/24				State Conferences	
	1	Facilities Coordinator	independ.	Contractor						

A	B C	D	E	F	G	H	I	K
Yukon/Koyukuk								
1	Asst. Superintendent	61,431	N/A	260/Y	N	Hotel & Meals	Dues & Travel Exp.	Exp Acct \$150/mo
1	Special Programs Coord.	45,389	N/A	210/Y	No	Same	Trv. to State Mtgs	None
1	Voc. Education Director	56,775	N/A	260/Y	H	Same	Same	None
1	Business Manager	56,775	N/A	260/Y	N	Hotel & Meals	Travel & Expenses	None
2	Special Asst.	52,992	N/A	210/Y	N	Same	Same	Same
1	JOH/IEA Coord.	43,228	N/A	200/Y	H	Same	Same	Same
1	Dir. Admin. Services	56,775	N/A	260/Y	N	Same	Same	None
1	Program Dev. Spec.	40,775	N/A	200/Y	N	Same	Same	Same

SECTION III

SCHOOL BOARD TRAVEL

School Board Travel in the Bering Strait School District reflects expenditures for not only the eleven members of the school board but also for approximately seventy members of the village Advisory Education Committees and the Parent Advisory Council. The cost of travel for the period addressed by the audit has increased over forty percent which contributes to the fact that less meetings are being held. Two critical pieces of information are needed when contemplating a schedule of board travel in a Rural Education Attendance Area, the first is the various costs associated with holding a meeting of the board. These costs depend on the location and duration of the meeting. The following table presents the approximate cost of a two day board meeting at each of the villages within the district.

<u>Village</u>	<u>Approximate Cost of Board Meeting</u>
Unalakleet	\$ 7,830
St. Michael	8,530
Stebbins	8,530
Shaktolik	8,530
Koyuk	9,030
Elim	8,930
Golovin	8,530
White Mountain	8,530
Teller	8,330
Brevig Mission	8,330
Wales	9,630
Shishmaref	10,030

Gambell	12,030
Savoonga	12,030
Diomede	12,530

It is easily seen that one meeting in each village per year would cost the district \$141,350.00. It is the policy of the Board of Education to try and have a meeting in each village annually. The second piece of information addresses stipend and per diem payments to the board members at meetings. The following table presents comparative figures for nine R.E.A.A.'s relative to board member stipends and per diem policy.

**Comparative School Board Reimbursements  
Of Selected R.E.A.A.'s**

<u>District</u>	<u>Stipend</u>	<u>Per Diem</u>
B.S.S.D.	\$115/day	\$ 30
Iditarod	80/meeting	75
Lake & Peninsula	100/day	85
Lower Kuskokwim	150/day	35
Lower Yukon	100/day	100
North Slope	750/meeting	100
Southwest	100/meeting	30
Yukon Flats	100/meeting	30
Yukon Koyukuk	100/day	100

As can be seen from the above information the Bering Strait School Board's stipend and per diem entitlement to conduct district business is ranked seventh out of the nine districts surveyed. Finally when considering school

board travel during the audit period a significant decrease occurred in both the proportion of total budget expended for a school board travel and the amount expended.

The following page presents a substantial portion of the school board activities during the audit period. As can be seen, the board met to address many issues in addition to their regularly scheduled meetings. The result of the activity is reflected in both the quality of educational programs being provided and the commitment to upgrading both school facilities and general living conditions throughout the Bering Strait Region.

SCHOOL BOARD MEETINGS  
1980 - 1982

Special Meeting - July 16, 1980 - Wales  
33rd Regular Session - August 14, 1980 - Koyuk  
Sub-committee Meeting (Due to lack of quorum for 33rd Regular Session)  
- September 4, 1980 - White Mountain and Golovin  
Facilities Committee Meeting - September 25, 1980 - Anchorage  
34th Regular Session - October 2-3, 1980 - Shishmaref and Teller  
35th Regular Session - October 27, 1980 - Kotzebue  
35th Regular Session - November 5-6, 1980 - Savoonga and Gambell  
Facilities Committee - November 12, 1980 - Anchorage  
36th Regular Session - December 3-4, 1980 - Unalakleet and Shaktoolik  
37th Regular Session - February 5, 1981 - Elim  
38th Regular Session - May 28, 1981 - Teller and Brevig Mission  
Policy Committee Meeting - August 21, 1981 - Unalakleet  
39th Regular Session - September 3-4, 1981 - White Mountain, Golovin, Elim and Koyuk  
Special Meeting - September 24, 1981 - Nome District Office  
40th Regular Session - October 28-28, 1981 - (Shishmaref)Nome District Office  
Facilities Committee Meeting - November 23, 1981 - Nome District Office  
Facilities Committee Meeting - December 2, 1981 - Unalakleet  
41st Regular Session - December 3, 1981 - Unalakleet  
42nd Regular Session - January 7-8, 1982 - (Wales)Nome District Office and Shishmaref  
Sub-committee Meeting - February 8, 1982 - Unalakleet  
43rd Regular Session - April 22, 1982 - (Wales)Nome  
Facilities Committee Meeting - May 19, 1982 - Unalakleet  
44th Regular Session - May 20, 1982 - (St. Michael)Unalakleet and Stebbins  
45th Regular Session - June 30, 1982 - Unalakleet  
46th Regular Session - September 15,16,17, 1982 - Gambell, Savoonga, Wales, Shishmaref,  
Teller and Brevig Mission  
Facilities Committee Meeting - September 29, 1982 - Unalakleet  
47th Regular Session - September 30, 1982 - St. Michael and Shaktoolik  
48th Regular Session - November 16, 1982 - Unalakleet  
School Board Retreat - December 6-8, 1982 - Unalakleet

BOARD MEMBER

Below are the page headings for the Board Member Salaries and Benefits Survey on the next few pages.

- A District name
- B Board member salary (monthly unless specified)
- C Board President salary (monthly unless specified)
- D Stipends received while on board
- E Other expenses paid by District (yes/no)
- F Amount of per diem while traveling
- G Other benefits

A	B	C	D	E	F	G
Adak	\$200/yr	\$200/yr		Y	\$45 Pdm in Ak \$35. Lower 48	Liability, Health & Life available at cost.
Alaska Gateway	50/mtg	50/mtg		Y	\$50./dy Perdiem	Blanket Liability
Aleutian Region					State Perdiem	State Med & Life Ins.
Anchorage	\$400.	\$500.		Y	Actual	Various Ins./Member Pays
Annette			Lst Wage	Y	\$90/dy Perdiem	
Spring Strait	\$115/mtg			Y	\$30 Perdiem	Liab/Life Ins. - Executive Ed Members receive \$350./mo
Bristol Bay	50.00	50.00		Y	\$50 Perdiem	25c/mi btwn Euro Commun.
Chatham	30.00	30.00	30./Mo	Y	Not Specified	None
Chugach				Y	Actual	Life & Med Ins under Considera
Copper River					\$25/day	None
Cordova				Y	\$85 Perdiem	Trv. & Legal Liability Ins.
Craig					Actual	Self pay insurance program
Delta/Greely				Y		Health & Life Ins.
Dillingham				Y	\$85./dy Perdiem	
Fairbanks	\$150./mo	\$150./mo		Y	\$35./dy Perdiem	Liability/Indemnification
Galena	None	None	Nine	Y	\$85.00	Liability Insurance
Haines			\$10./Mtg	Y	\$35.00 + Hotel	None
Hoonah				Y	Actual	None
Hydaburg				Y	\$80.dy Perdiem	
Iditarod	80./mtg	160./mo		Y	\$75./dy Perdiem	Liability Ins.
Juneau			None	Y	Actual	
Kake	\$50/mtg	\$50/mtg		Y	\$100.00 Perdiem	Accidental Death & Med. Ins.
Kenai	\$100.mtg	\$150.mtg		Y	\$75. perdiem	

A	B	C	D	E	F	G
Ketchikan	\$100/mo	\$150/mo		Y	\$35 + Trv & Htl	Health/Life/Liab. Ins.
King Cove			40./Mtg	Y	\$80.00	Health, Life & Prof. Liability
Klawock	\$25./mo	\$30./mo		Y	Perdiem	Perdiem is State Rate
Kodiak	\$200	\$200		Y	\$75/dy Perdiem	xtra Pay for Nego. + Liab. Ins
Lake & Peninsula				Y	\$95/dy	Health and Life Ins.
Lower Kuskokwim	\$150/dy	\$150/dy		Y	\$35/dy + Hotel	Life Ins while traveling
Lower Yukon	\$500.00	\$500.00		Y	\$100/dy Perdiem	\$100/day for meetings (Reg.) Med. Ins./Liab./Life Ins.
Mat Su	\$200.	\$250.		Y	Actual Expenses	Life Ins.
Metana					\$39/dy + Hotel	
Nome					\$75/dy Perdiem	Liability Insur.
North Slope	\$750/mtg	\$750/mtg		Y	\$100/in dist. \$135/Out Dist.	Liability & Travel Ins while on District Business
Pelican				Y	\$63/day	None
Petersburg			None	Y	Actual	Med & Life Ins + 90% Dep. Cov.
Pribilof Island	None	None	140./mtg	Y	\$65/dy	Liab & Trv. Ins + Lost Wages
Railbelt			\$50.00	Y	50./75. + Hotel	Chairman - \$500.00 Per year
Sand Point				Y	\$80 Perdiem	Health Ins.
Sitka	None	None	None	Y	\$75. + Travel	None
Skagway					\$86.dy Perdiem	
Southeast Island				Y	\$95/\$85/\$40 Pdm	Dist. Health Ins.
Southwest Region	\$100/m:tg	\$100/mtg		Y	\$30/dy + hotel	
St. Marys	\$50/mtg	\$50/mtg		Y	\$100/dy Perdiem	Life Ins. while trav for Dist.
Unalaska	No	No		Y	\$25/dy + Actl	None
Valdez				Y	\$35 + Hotel	None

A	B	C	D	E	F	G
Wrangell	None	None	None	Y	Actual Expenses	Liability Insura...
Yakutat				Y	\$25 + Hotel	Med/Life Ins for Mbr & Family
Yukon Flats	\$100/mtg	\$100/mtg		Y	\$36/dy Perdiem	Liability Ins.
Yukon/Koyukuk			\$100.00	Y	\$100/dy Perdiem	Stipend is per mtg per day Accident Ins. & Liability Ins.

SECTION IV

This section of the report addresses overall travel in the Bering Strait School District for selected administrators. A complete listing of this activity is presented in the back of this report including the reason for the specific trips. The following table presents a five year summary of travel expenditures, total expenditures and superintendent travel expenditures.

Summary of Travel Expenditures

Year	Total Expenditures	Travel Exp.	% of Total	Supt.	% of Total Travel	% of Tot. Expend.
FY-79	4,103,042	251,663	6.13	17,051	6.78	00.4
FY-80	4,424,940	393,383	8.89	21,065	5.35	00.4
FY-81	5,694,224	517,431	9.08	26,038	5.03	00.4
FY-82	7,922,807	554,381	7.0	26,940	4.85	00.3
FY-83*	12,275,494	832,560	6.7	25,000	3.0	00.2

\*Budgeted

As can be seen from this table and the table presented on page although the amount of dollars being budgeted for travel is increasing the following hold true:

1. The proportion of total expenditures used for travel is decreasing
2. The makeup of the district wide travel budget clearly demonstrates the emphasis placed on student and teacher travel.
3. When adjusting the overall budget for price increases relative to travel the amount of travel activity is not increasing with the exception of inservice training for teachers

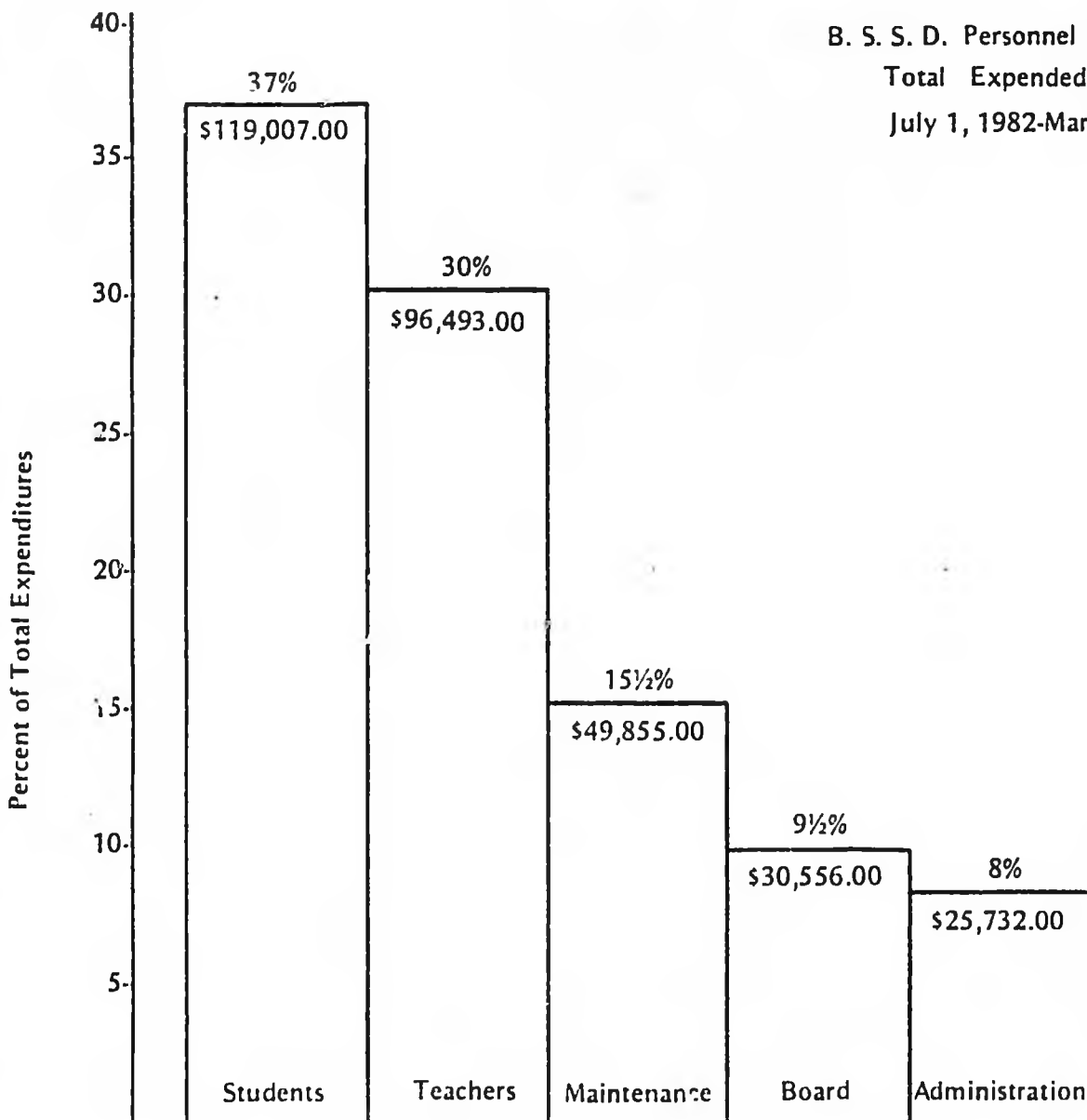
4. A year to date analysis of in district travel clearly demonstrates (Chart A page ) current utilization of travel budgets. As can be seen students and teachers have received primary emphasis with facilities upgrading through preventive and corrective maintenance being ranked third. This type of categorical analysis on a periodic basis assists the board and superintendent in assuring that funds are being utilized in a manner compatible with district goals.
5. Finally it is to be noted that the total travel budget for the Bering Strait School District represents less than 7% of the total budget, with administrative travel accounting for less than 2% and the superintendent accounting for two tenths of one percent ( $\frac{2}{10}$  of 1%). When this fact is considered in conjunction with the area included in the district, extreme weather conditions and cost of travel a more realistic perspective is given to the issue.

BERING STRAIT SCHOOL DISTRICT  
TOTAL EXPENDITURE  
FISCAL YEAR 1979-82

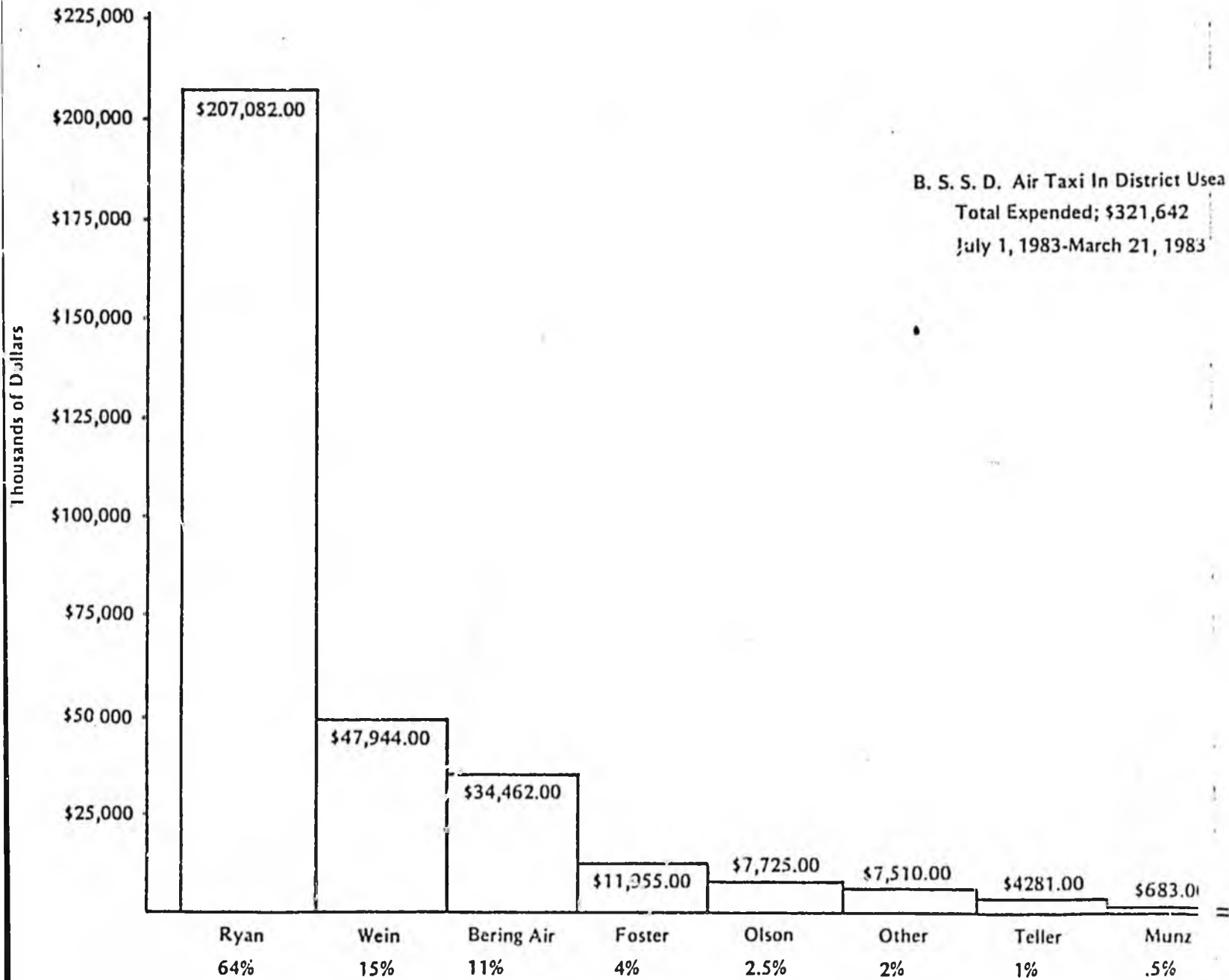
CATEGORY	FY '79	FY '80	FY '81	FY '82
TOTAL EXPENDITURE	4103042	4424940	5694224	7922807
AMOUNT EXP-TRAVEL	251663	393383	517431	554581
TRAVEL - REGULAR INSTR.	2028	39166	123281	134169
- VOC. INSTR.	12439	42231	20248	31517
- CORRESPONDENCE	2237	11244	12680	7596
- SPECIAL ED.	8977	18194	23979	30367
- BILINGUAL/BICUL.	12678	22239	52920	51741
- INTERNS	--	--	--	5040
- SCHOOL BOARD	92800	155332	166215	124941
- GENERAL ADMIN.	97552	21637	22596	26133
- SUPERINTENDENT	--	21065	26038	26940
- DEPUTY SUPT.	--	13365	13201	18765
- FISCAL	--	10516	7990	10286
OPERATION & MAINTENANCE	22922	38394	48283	86986

# CHART A

B. S. S. D. Personnel In District Travel  
Total Expended; \$321,642  
July 1, 1982-March 21, 1983



# CHART B



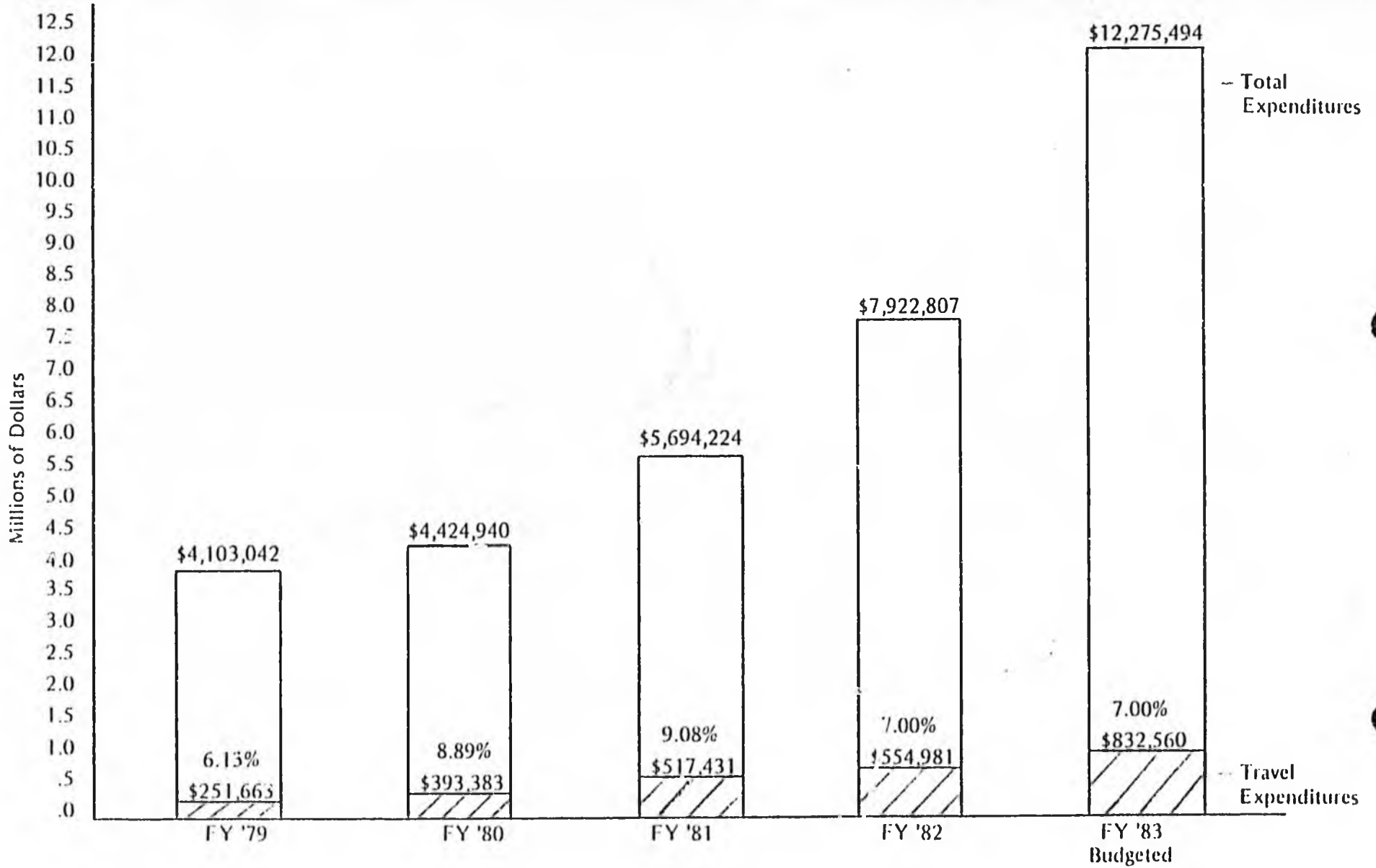
The individual schedules of administrator travel served to highlight several points relative to the audit process and specific travel activities. The more important of these points are:

1. The audit demonstrated that all travel reviewed was authorized and that reimbursements were both appropriate and legal.
2. Specifically with respect to the superintendent's travel during FY81 and FY82, and reimbursements for food and other the actual amount reimbursed was substantially less than the entitled amount appropriate for the number of days of approved travel. The following table clearly demonstrates this point.

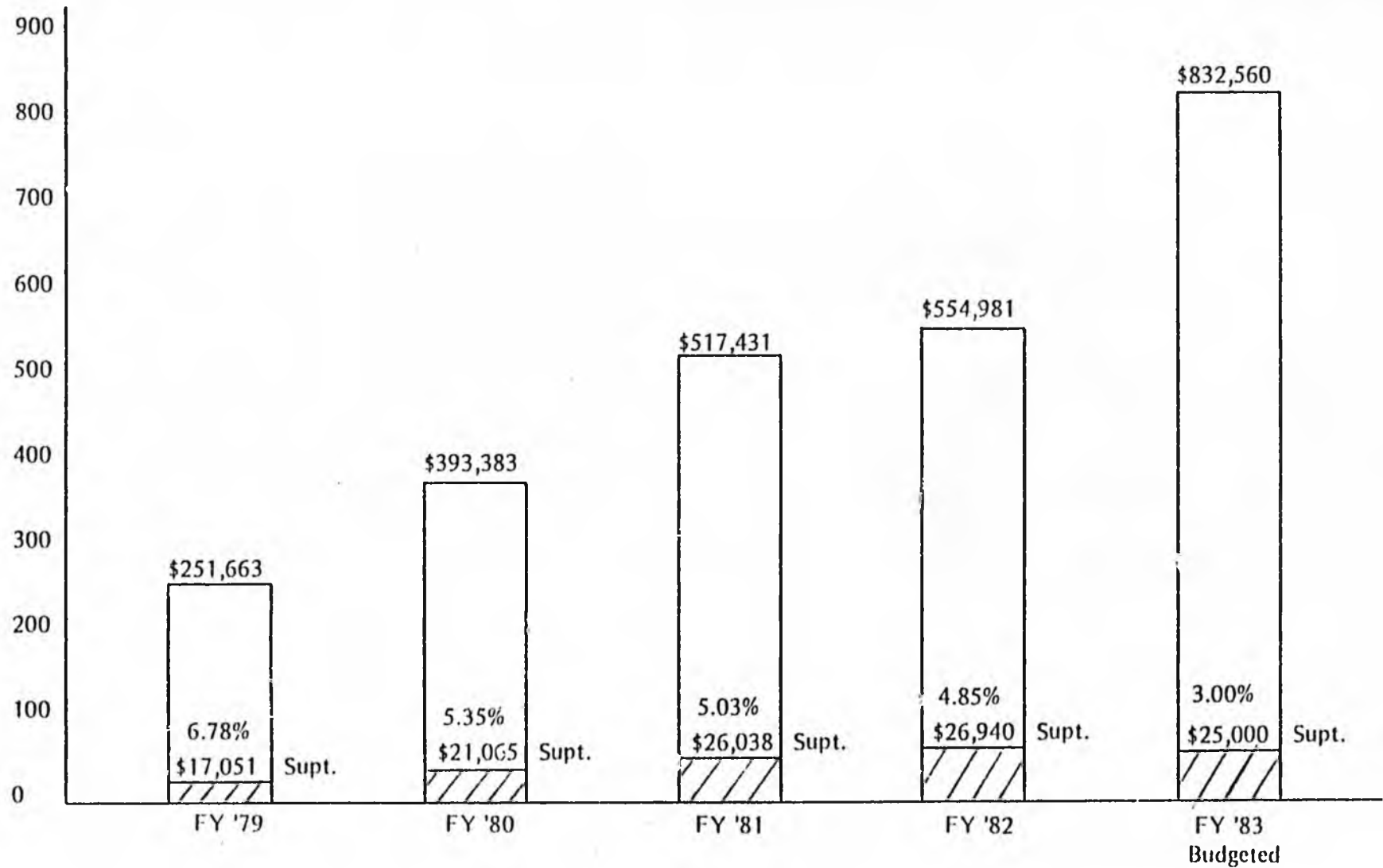
Year	Entitled Reimbursement	Actual Reimbursement (Food & Other)	Difference	% Not Reimbursed
FY 81	\$ 5,940	4,178.09	\$1,752.91	29.51
FY 82	4,680	4,509.29	170.71	3.65
Total	10,620	8,696.38	1,923.62	18.11

As can be seen the superintendent received only 81.89% of the amount for food and other reimbursement. The amount is based on a food per diem of \$30.00. Based on this analysis the actual daily reimbursement for food and other while on approved travel during FY81 and FY82 was \$24.56.

3. The expanded version of the administrative travel schedule included at the end of this report clearly identifies all expenditures as opposed to grouping under a category termed other.
4. During the current fiscal year the superintendent has spent 62% of his time in the district, 38% was on authorized school business out of district. In FY82 65% of the superintendent's time was spent on authorized out of district school business.

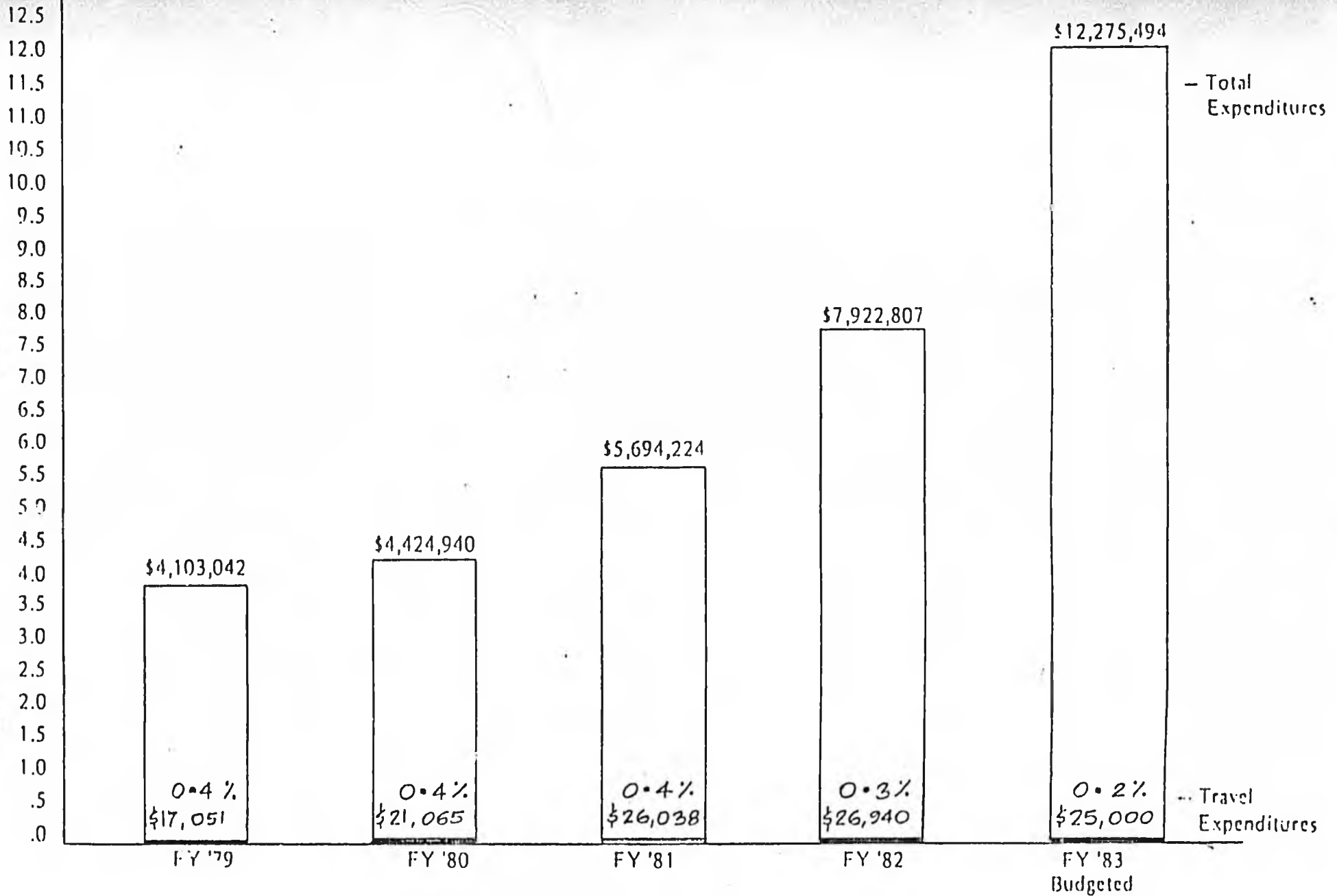


TOTAL EXPENDITURES  
- VS -  
TOTAL TRAVEL EXPENDITURES



DISTRICT TRAVEL EXPENDITURES  
&  
SUPT. OFFICE TRAVEL EXPENDITURES

Millions of Dollars



TOTAL EXPENDITURES  
--VS--  
SUPERINTENDENT TRAVEL EXPENDITURES

REXING STRAIT SCHOOL DISTRICT  
 SCHEDULE OF SUPERINTENDENT'S TRAVEL  
 FY81, FY82 and FY83 (through 12/31/82)

<u>Travel Dates</u>	<u>Destination</u>	<u>Purpose of Trip</u>	<u>Voucher Date</u>	<u>Voucher Number</u>	<u>Airfare</u>	<u>Food</u>	<u>Lodging</u>	<u>Taxi Auto</u>	<u>Regis- tration</u>	<u>Other</u>	<u>Totals</u>
FY81 Out-of-District Travel											
07/18/80 07/27/80	Anc/Juneau/Anc Juneau/Anc/None	AIE proposal submittal/meet with legislators	08/21/80	43244	\$ 1,169.00		\$ 221.85	\$ 31.25	\$	\$ 196.25	\$ 1,618.35
07/29/80 08/13/80	Anc/Juneau/Seattle/ Anc/Juneau/None/ URK/None	DOE Supt-Conference/ URK Facility/Log. Oversight Comm/Board Mtg.	08/21/80 08/04/80	43242 43010	1,358.04		169.64 72.00	75.49		171.92 (a)	1,775.09 72.00
08/21/80 09/02/80	None/Juneau/Seattle/ Portland/Los Angeles/	Meetings re: D.O. Facility Design/Mtg. at Insygroup in LA on policy and staff development/D.O. relocation	09/05/80	43456	1,698.48	485.34	347.65	302.61			2,834.08
09/07/80 10/01/80	None/Juneau/Seattle/ Flint, MI/Wash. DC/ Juneau/None	URK Facility Meeting/ MSA Resolution Chairman Committee/AIE	10/09/80	43972	1,699.01	815.67	481.12	340.74			3,006.54
10/07/80 10/26/80	None/Anc/Fairbanks/ Juneau/Anc/None	MSA Conf./AFN Con- vention/AIE	12/17/80	44917	754.00	479.21	847.40	173.99	60.00	4.58	2,319.18
10/27/80	None/Kotzebue		12/02/80	44702	66.11						66.11
10/31/80 11/05/80	None/Anc/Juneau/ None	AIE foreign study program/meet at DOE re: AIE	12/17/80	44918	484.18	238.38	87.98	53.50			864.04
11/08/80 11/26/80	None/Anc/Juneau/ Unalakleet/None	MSB Conv./State Board Mtg./ Cap.Proj./meet w/Don Erickson	12/18/80	44920	1,227.00	494.71	388.44	90.13		8.61	2,208.89
12/05/80 12/15/80	None/Jacksonville, FL/ Seattle/Anc/None	MSA Workshop/meeting re: URK Facilities/ D.O. and 5-plex Work Study Program Student Housing	12/17/80	44919	1,629.64	167.25	174.34	88.85			2,060.08
12/17/80 12/18/80	None/Anc/Seattle/ Juneau		02/26/81	45695	566.32						566.32
01/06/81 01/10/81	Juneau/Anc/None Juneau	Meetings re: FY82 Budget, staffing, life-safety code deficiencies upgrade w/BIA	03/04/81	45823	543.86		38.08	85.37		5.50	673.81
01/18/81 01/21/81	Juneau/Anc/Juneau	Meet w/Board members re: legislation	03/04/81	45823	229.00	254.75	113.50	11.69			508.94
01/28/81 01/31/81	Juneau/Anc/None Juneau	Meet w/State Board & Commissioner re: life- safety code upgrade deficien- cies - BIA	03/04/81	45823	513.86	9.15		213.05			736.06
		Adventure Based Ed.	01/30/81	45419	552.00						552.00
02/06/81 02/17/81	Juneau/Atlanta GA/Juneau	MSA Convention/Resolution Comm. Chairperson	03/04/81	45821	895.30	533.27	631.02	90.74	498.00		2,648.33

NEWM: SWAIT SCHOOL DISTRICT  
 SCHEDULE OF SUPERINTENDENT'S TRAVEL  
 FY81, FY82 and FY83 (Through 12/31/82)

<u>Travel Dates</u>	<u>Destination</u>	<u>Purpose of Trip</u>	<u>Voucher Date</u>	<u>Voucher Number</u>	<u>Airfare</u>	<u>Food</u>	<u>Lodging</u>	<u>Taxi Auto</u>	<u>Regis- tration</u>	<u>Other</u>	<u>Totals</u>
FY81 Out-of-District Travel (continued)											
02/24/81 02/27/81	Juneau/Fbk/Anc Home	Staff Dev. Session at Yukon-Koyukuk/meet with auditor/meet Exec. Comm	03/04/81	45822	418.95	219.25	42.00	49.50			729.70
03/04/81 03/05/81	Home/Juneau	Meet with legislators/ Beltz lawsuit/ADF/Teacher In-Service/accountability	03/27/81	46103	285.60						285.60
03/18/81 03/20/81	Juneau/UNK/Home	Legislative Audit review of travel	03/27/81	46103	254.00						254.00
04/16/81 04/17/81	Juneau/Seattle/Juneau	Meet w/Blackstock re: UNK facility	07/09/81	47162		23.05	30.57	66.23			119.85
05/15/81	Juneau/Anc/Home/Juneau	FY'82 Budget/Staffing/ Organization	07/09/81	47161	508.00		44.28				552.28
05/26/81 05/31/81	Juneau/Anc/Home/Juneau	Board Meeting at Teller	07/09/81	47161	417.00	10.50		61.85		9.70	499.05
06/03/81 06/04/81	Juneau/Anc/Juneau	Interview mtce. supervisor candidates	07/09/81	47161	286.00						286.00
06/11/81	Juneau/Anc/Home/Anc	Interview mtce. supervisor candidate	07/09/81	47161	540.00			34.00			582.00
04/28/81 05/08/81	Juneau/New Orleans/Juneau	NASE Leadership Conference	07/09/81	47163	<u>1,166.53</u>		<u>296.70</u>	<u>18.92</u>		<u>60.00</u>	<u>1,542.15</u>
Total FY81 Out-of-District Travel					<u>16,939.88</u>	<u>3,730.53</u>	<u>3,907.17</u>	<u>1,787.91</u>	<u>558.00</u>	<u>456.56</u>	<u>27,460.25</u>
Total FY81 In-District Travel					<u>1,509.72</u>		<u>10.00</u>				<u>1,509.72</u>
Total Travel					<u>\$18,529.60</u>	<u>\$3,730.53</u>	<u>\$3,997.17</u>	<u>\$1,787.91</u>	<u>\$558.00</u>	<u>\$456.56</u>	<u>\$29,059.97</u>

Other - (n) dinner guests

HEMING STRAIT SCHOOL DISTRICT  
 SCHEDULE OF SUPERINTENDENT'S TRAVEL  
 FY81, FY82 and FY83 (Through 12/31/82)

Travel Dates	Destination	Purpose of Trip	Voucher Date	Voucher Number	Airfare	Food	Lodging	Taxi Auto	Regis- tration	Other	Totals
1982 Out-of-District Travel											
07/11/81	Haines/Juneau	Meet legislators & Gov re: CIP & Oper. Approp.	08/24/81	47555	\$ 274.00	\$	\$	\$	\$	\$	\$ 274.00
07/19/81 07/20/81	Juneau/Seattle/Juneau	House trailers for Brevig teachers/interview Bob Collins	08/24/81	47555	357.56	31.43	30.57	24.33			443.89
07/24/81 07/25/81	Juneau/Anch/Juneau	Meet w/attorney re: URK Native Corp. agreement	08/24/81	47555	286.00	167.85	51.09	42.67			547.61
08/03/81 08/07/81	Juneau/Los Angeles/Seattle/Juneau	UCF Supt. Orientation In-Service/Brevig teacher housing/meet B. Monroe re: policy revisions & communications	08/24/81	47555	510.18	161.95	232.63	201.03		65.72	1,252.51
08/11/81	Juneau/Anch/Juneau	Re: Foundation Adj.	09/24/81	47970	274.00	29.60					303.60
08/12/81 08/15/81	Haines/Anch/Juneau	Meet w/attorney/RIA Closure	09/24/81	47970	349.00	186.19	189.67	95.16			820.02
08/22/81 09/01/81	Haines/Anch/Juneau URK	Committee Meetings	09/24/81	47970	274.00	169.02					443.02
09/09/81 09/19/81	Haines/Anch/Juneau/Juneau	Meet w/attorney/State Board Meeting	09/24/81	47970	450.00	132.71	92.88			91.86 (b)	769.45
09/25/81 09/26/81	Haines/Anch/Juneau	Review of ABE/meet w/Comm. re: Deltz lawsuit & RIA closures & Jr. High Program	11/02/81	48604	443.00	18.10	51.84	67.07			580.01
10/07/81 10/10/81	Juneau/Sikee/Juneau	NASA Conference	09/15/81 11/02/81 11/24/81 11/05/81	47873 48604 48884 48580		28.41	200.00 63.31	28.00	243.90		200.00 91.72 28.80 243.90
10/17/81 10/27/81	Haines/Juneau/Seattle/Juneau/Juneau	Attend bond closing D.O. URK bldg./meet w/Asst. Dir.	11/05/81	48605	923.60	204.13	340.00	314.31		25.62	1,827.74
11/01/81 11/04/81	Haines/Juneau/Juneau	Meeting re: design-build concept for S.H.S. & W.L. H.H.S.	01/13/82	49475	592.00		42.29				634.29
11/06/81 11/12/81	Haines/Anch/Juneau/Isot/Haines/Juneau/Juneau	"05" resp & waiver letters to URK/meeting at IM Eng Lab re: computers	11/24/81	48884	984.66	13.92	53.00	167.27	110.00		1,320.85
11/24/81	Haines/Anch/Juneau	Meet w/Asst. Dir./Facility Committee re: S.H.S. & W.L. H.H.S.	01/13/82 04/06/82	49475 50445	279.00	274.23		79.76			553.99 279.00

- 33 -

BERING STRAIT SCHOOL DISTRICT  
 SCHEDULE OF SUPERINTENDENT'S TRAVEL  
 FY81, FY82 and FY83 (Through 12/31/82)

Travel Dates	Destination	Purpose of Trip	Voucher Date	Voucher Number	Airfare	Food	Lodging	Taxi Auto	Registration	Other	Totals
FY82 Out-of-District Travel (continued)											
01/14/82	Nome/Anc/Juneau	Meet with Dist. auditor re:	04/06/82	50445	279.00						279.00
01/15/82		Business Operations	05/26/82	51262		23.25					23.25
01/15/82	Juneau/Honolulu/Juneau	Pacific Telecommunications	05/27/82	51249	3,755.52	346.83	1,108.35	357.08	102.00	92.18 (b)	3,761.96
01/20/82		Conference	03/01/82	50012					320.00		320.00
02/06/82	Juneau/Anc/Juneau	Interview & meet w/Dist.Aud.	05/26/82	51262	296.00						296.00
02/08/82	Anchorage/ARRK	Board Meeting in ORK	04/06/82	50445	140.00						140.00
02/10/82	Nome/Anc	Screen Bus.Mgr. applications	04/06/82	50445	170.00	5.25	112.93				288.18
02/12/82	Anc/Juneau	MSA Juneau Fly-In	12/10/81	49090		20.00					20.00
			04/06/82	50445	148.00	40.17					190.17
			05/04/82	50859					210.00		210.00
02/16/82	Juneau/Anc/Anch	Meetings	04/06/82	50445	293.00						293.00
02/19/82	Nome/Anc/Juneau	Meet with Dist. auditor	04/06/82	50445	293.00						293.00
02/21/82	Juneau/New Orleans/Juneau	MSA Convention	02/05/82	49771	794.48						794.48
01/01/82			12/01/81	48955					581.00		581.00
			04/06/82	50445		534.45	190.00	77.00		34.00	1,035.45
			05/01/82	50753			185.00				185.00
01/03/82	Juneau/Anc/Juneau	Interviews at Job Fair/	04/06/82	50445	296.00		125.51				421.51
01/06/82		bus.Mgr. applicants									
01/11/82	Juneau/Anc/ATA/	Applicant Interview -	05/26/82	51262	309.50	172.55	183.20	17.50			682.75
01/18/82	Anch/Juneau	Sea Towsak	04/06/82	50445			81.99				81.99
04/01/82	Juneau/Anc/Anch	ARRK/PAC Meeting	05/26/82	51262	293.00						293.00
04/05/82	Nome/Anc	Interview Bus.Mgr. applicant	05/26/82	51262	170.00		40.00				210.00
04/11/82	Nome/Atlanta, GA/Juneau	MSA Convention	11/22/82	52740	495.44	64.58	123.48	86.66		55.14	825.30
04/16/82			06/17/82	51400					240.00		240.00
05/18/82	Nome/Atlantic City/Seattle/Juneau	MSA Leadership Conference	05/26/82	51240	270.64	205.44	291.86	53.17			821.11

DEWITT STRAIT SCHOOL DISTRICT  
 SCHEDULE OF SUPERINTENDENT'S TRAVEL  
 FY81, FY82 and FY83 (Through 12/31/82)

<u>Travel Dates</u>	<u>Destination</u>	<u>Purpose of Trip</u>	<u>Voucher Date</u>	<u>Voucher Number</u>	<u>Airfare</u>	<u>Food</u>	<u>Lodging</u>	<u>Taxi Auto</u>	<u>Registration</u>	<u>Other</u>	<u>Totals</u>
FY82 Out-of-District Travel (continued)											
05/18/82 05/28/82	Juneau/URK/Juneau	AEC/PAC Workshop/Board Mtg Stebbins, St. Michael, URK	11/22/82	53740		69.39	59.40	10.00			138.79
06/01/82 06/14/82	URK/Anc/Juneau/ Kaw/URK	Meet with Governors Transition task force/and code deficiencies - BIA Bldgs.	11/22/82	53740	293.00	515.00	635.00				1,443.00
06/16/82 06/30/82	URK/Wash. DC/ Flagstaff/Juneau/URK	NSA Instructional Mgmt.	11/22/82	53740	1,079.99	640.09	1,487.14	121.93		51.44	3,380.59
Total FY82 Out-of-District Travel					<u>13,373.65</u>	<u>4,056.54</u>	<u>6,179.13</u>	<u>1,845.34</u>	<u>1,806.90</u>	<u>417.96</u>	<u>27,679.52</u>
Total FY82 In-District Travel					<u>1,101.80</u>	<u>34.79</u>					<u>1,138.59</u>
Total Travel					<u>\$14,477.45</u>	<u>\$4,091.33</u>	<u>\$6,179.13</u>	<u>\$1,845.34</u>	<u>\$1,806.90</u>	<u>\$417.96</u>	<u>\$28,818.11</u>

Other - (b) office supplies

HERING STRAIT SCHOOL DISTRICT  
 SCHEDULE OF SUPERINTENDENT'S TRAVEL  
 FY81, FY82 and FY83 (through 12/31/82)

<u>Travel Dates</u>	<u>Destination</u>	<u>Purpose of Trip</u>	<u>Voucher Date</u>	<u>Voucher Number</u>	<u>Airfare</u>	<u>Per Diem</u>	<u>Taxi Auto</u>	<u>Regis- tration</u>	<u>Other</u>	<u>Totals</u>
FY81 Out-of-District Travel										
07/02/82 07/03/82	URK/Anac/ URK	Review Summer Maintenance Schedules	11/22/82	53740	\$ 107.00	\$ 115.00	\$	\$	\$	\$ 222.00
07/13/82 07/14/82	URK/Anac/Juneau Anac	Re: Life-safety code upgrade deficiencies	11/22/82	53740	614.00	287.50				901.50
07/29/82 07/30/82	Anac/Anac/ URK	Life-safety code upgrade deficiencies	11/22/82	53740	170.00	230.00				400.00
vs.	URK/Anac/Anac/URK	Life-safety code def.	11/22/82	53740	750.00					750.00
08/06/82 08/07/82	URK/Anac/ Juneau	Supt. Orientation In-service meeting	11/22/82	53740	340.00	115.00				455.00
08/15/82	Juneau/URK		11/22/82	53740		115.00				115.00
08/24/82	URK/Anac		11/22/82	53740	96.00	115.00				211.00
08/30/82 09/06/82	URK/Anac/Juneau URK	Life safety code upgrade deficiencies - BIA facilities	11/22/82	53740	318.23	920.00				1,238.23
10/08/82 10/13/82	URK/Anac/Juneau URK	Life-safety code upgrade deficiencies - BIA facilities	11/22/82	53740	546.00	345.00				891.00
10/15/82 10/23/82	URK/Juneau URK	MSA Fall Conference/ Meeting w/R. Holden	11/22/82 11/04/82	53740 53526	608.00 108.76	920.00				1,528.00 108.76
11/01/82 11/08/82	URK/Anac/Juneau/ URK	Develop Computer Bid Specs.	11/22/82	53740	608.00	575.00				1,183.00
11/12/82	URK/Juneau/URK	Meeting with DCE re: 1st Quarter Report	11/22/82	53740	456.00	345.00				801.00
11/22/82 12/04/82	URK/Juneau/Anac/ URK	Attend Biomsa Bid Specs meeting/Review Life- Safety Deficiencies/State Board Meeting	12/08/82	54228	608.00	1,322.50	109.00			2,039.50

-96-

BERING STRAIT SCHOOL DISTRICT  
 SCHEDULE OF SUPERINTENDENT'S TRAVEL  
 FY81, FY82 and FY83 (Through 12/31/82)

<u>Travel Dates</u>	<u>Destination</u>	<u>Purpose of Trip</u>	<u>Voucher Date</u>	<u>Voucher Number</u>	<u>Airfare</u>	<u>Per Diem</u>	<u>Taxi Auto</u>	<u>Regis- tration</u>	<u>Other</u>	<u>Totals</u>
FY83 Out-of-District Travel (continued)										
12/10/82	URK/Savannah, GA/	MSA Workshop		54455	1,321.59	690.00	60.00			2,071.59
12/15/82	Juncou/URK									
12/20/82	URK/Juncou/URK	State Board Meeting/Meet w/holden re: Life-Safety & Crk upgrade/meet re: preventive maintenance	01/12/83	54637	567.00	1,265.00	14.21		36.75	2,882.96
Total FY83 Out-of-District Travel					<u>7,298.58</u>	<u>7,360.00</u>	<u>183.21</u>		<u>36.75</u>	<u>14,878.54</u>
Total FY83 In-District Travel					<u>4,731.02</u>					<u>4,731.02</u>
Total Travel					<u>\$12,029.60</u>	<u>\$7,360.00</u>	<u>\$183.21</u>		<u>\$36.75</u>	<u>\$19,609.56</u>

BERING ST. ALT. SCHOOL DISTRICT  
 SCHEDULE OF HENRY SUMMERS' TRAVEL  
 FY81, FY82 and FY83 (through 12/31/82)

Travel Dates	Destination	Purpose of Trip	Voucher Date	Voucher Number	Airfare	Food	Lodging	Taxi Auto	Registration	Other	Totals
FY81 Out-of-District Travel											
06/30/80 08/02/80	Nome/Denise, ID/ Nome	Teacher Interviews	08/05/80	43016	\$	\$ 37.76	\$ 81.11	\$ 104.02	\$	\$ 42.92	\$ 265.81
08/06/80 08/08/80	Nome/Anc./Nome	Budget Oversight Comm. Hearing	08/12/80	43075	290.00	24.00	38.30	49.50		2.00	404.20
09/11/80 09/12/80	Nome/Anc./Nome	Re: Stebbins & St. Michael Const.	09/17/80	43645	290.00	25.45		26.50		2.18	344.13
09/23/80 09/26/80	Nome/Anc./Nome	Re: URK Facility	09/29/80	43799	290.00	100.80	125.16			154.20	670.16
09/29/80 10/01/80	Nome/Anc./Nome	Re: Const./Met with Attorneys	10/01/80	43867	293.86	37.25	100.92	45.58			477.61
10/15/80 10/17/80	Nome/Valdez/Nome/ Nome	ANSA Meeting	10/30/80	44234	269.80	50.17	179.26	16.00		29.00	584.23
10/27/80 10/29/80	Nome/Valdez/Nome/ Nome	State Board Meeting	10/30/80	44236	132.22	32.00					164.22
11/12/80 11/15/80	Nome/Anc./Nome	Facilities Com. Meeting	11/19/80	44557	289.72	52.25	140.26	73.20		42.75	598.18
12/11/80 12/15/80	Nome/Anc./Nome	Met w/Attorney Construction Meetings	12/17/80	44908	289.72	100.00	203.06	117.06		14.00	723.84
02/09/81 02/18/81	Nome/Atkasut/Nome	ANSA Convention	02/25/81 10/23/80 02/18/81	45668 44147 45575	144.86 1,041.77	272.39	655.46	62.20	465.00	6.00	1,140.91 465.00 1,041.77
03/25/81 03/27/81	Nome/Anc./Nome	Rural Schools Conference	03/27/81	46121	192.00		196.20	83.06		29.00	500.26
03/30/81 04/04/81	Nome/Barrow/Nome	ANSA Meeting	04/06/81	46207	553.00		232.34	3.00	286.00		1,074.34
04/22/81 04/25/81	Nome/Anc./Nome	State Task Force	04/28/81 05/29/81	46533 46869	304.90 304.00	120.00	221.33	122.20		65.00	833.43 304.00
05/04/81 05/10/81	Nome/Anc./Nome	Facility Committee Meeting	05/15/81	47619			188.44	123.00		71.00	382.44

100

BERING STRAIT SCHOOL DISTRICT  
 SCHEDULE OF DEPUTY SUPERINTENDENT'S TRAVEL  
 FY81, FY82 and FY83 (Through 12/31/82)

<u>Travel Dates</u>	<u>Destination</u>	<u>Purpose of Trip</u>	<u>Voucher Date</u>	<u>Voucher Number</u>	<u>Airfare</u>	<u>Food</u>	<u>Lodging</u>	<u>Taxi Auto</u>	<u>Regis- tration</u>	<u>Other</u>	<u>Totals</u>
FY81 Out of district Travel (continued)											
06/03/81 06/05/81	Name/Asc/Name	Interview Construction Coordinators	06/08/81	46938	328.00	99.18	167.04	88.40			682.62
06/15/81 06/19/81	Name/Asc/Name	ASB Meeting/meet with Attorney	06/22/81	46990	328.00	31.86	222.89	117.95			700.70
06/27/81 06/29/81	Name/Asc/Juneau/ Name	State Board/Meet with Attorney	07/02/81	47100	581.00	123.20	245.10	65.29			1,014.59
Total FY81 Out-of-District Travel					<u>5,922.85</u>	<u>1,146.31</u>	<u>2,996.87</u>	<u>1,097.36</u>	<u>751.00</u>	<u>458.05</u>	<u>12,372.44</u>
Total FY81 In-District Travel					<u>794.38</u>						<u>794.38</u>
Total Travel					<u>66,717.23</u>	<u>\$1,146.31</u>	<u>\$2,996.87</u>	<u>\$1,097.31</u>	<u>\$751.00</u>	<u>\$458.05</u>	<u>\$13,166.82</u>

BEADING STRAIT SCHOOL DISTRICT  
 SCHEDULE OF DEPUTY SUPERINTENDENT'S TRAVEL  
 FY81, FY82 and FY83 (Through 12/31/82)

<u>Travel Dates</u>	<u>Destination</u>	<u>Purpose of Trip</u>	<u>Voucher Date</u>	<u>Voucher Number</u>	<u>Airfare</u>	<u>Food</u>	<u>Lodging</u>	<u>Taxi Auto</u>	<u>Registration</u>	<u>Other</u>	<u>Totals</u>
FY82 Out-of-District Travel											
07/15/81 07/18/81	Name/Name/Name	Meet w/Attorney	07/20/81	47246	328.00	29.58	193.40	89.34			640.32
07/29/81 08/02/81	Name/Name/Jackson/ Name	State Supt. Meeting/ Capital Budget	08/07/81	47444	581.00	12.00	267.41	80.27			940.68
08/12/81 08/15/81	Name/Name/Name	District School Const/ Budget Oversight Comm.	08/21/81	47553	328.00	125.33	293.09	94.94			841.36
10/05/81 10/21/81	Name/Name/Jackson/Skyway Jackson/Name/Name	NSA Conference	10/19/81	48299 49935	459.00	27.43	309.62	58.20			395.25 459.00
11/07/81 11/15/81	Name/Name/Jackson Kocher/Name/Name	Legislative Budget & Audit Meeting/State Board Meeting/ASB Meeting	12/01/81	48895	558.09	343.69	472.61	39.75			1,414.14
12/11/81 12/16/81	Name/Name/Jackson/Name	Facilities Comm. Meeting	12/11/81	49104	558.00	120.00	340.80	84.94		94.26	1,198.00
02/19/82 03/07/82	Name/Name/Jackson/ New Orleans/Name	NSA Convention	02/05/82 11/24/81 05/18/82 12/01/81 04/08/82	49771 48083 51129 48954 50489	1,345.02		101.00 318.41		523.00		1,345.02 101.00 318.41 523.00 1,731.98
04/06/82 04/12/82	TRK/Name/Jackson/TRK	Meeting at DOE	04/21/82	50654	599.00	6.00	185.14	52.36			842.50
06/01/82 06/05/82	TRK/Name/TRK	Education Facilities Meeting	06/29/82	51523	340.00	73.00	345.21	156.55		48.00	962.76
06/08/82 06/12/82	TRK/Name/TRK	Re: Construction - White Mountain	06/17/82	51404	340.00	205.45	259.99	165.69		65.19	1,036.32
Total FY82 Out-of-District Travel					<u>5,436.11</u>	<u>1,310.76</u>	<u>4,000.15</u>	<u>1,252.27</u>	<u>523.00</u>	<u>207.45</u>	<u>12,749.74</u>
Total FY82 In-District Travel					<u>1,498.28</u>						<u>1,498.28</u>
Total Travel					<u>\$6,934.39</u>	<u>\$1,310.76</u>	<u>\$4,000.15</u>	<u>\$1,252.27</u>	<u>\$523.00</u>	<u>\$207.45</u>	<u>\$14,248.02</u>

BERING STRAIT SCHOOL DISTRICT  
 SCHEDULE OF DEPUTY SUPERINTENDENT'S TRAVEL  
 FY81, FY82 and FY83 (Through 12/31/82)

<u>Travel Dates</u>	<u>Destination</u>	<u>Purpose of Trip</u>	<u>Voucher Date</u>	<u>Voucher Number</u>	<u>Airfare</u>	<u>Food</u>	<u>Lodging</u>	<u>Taxi Auto</u>	<u>Other</u>	<u>Totals</u>
FY83 Out-of-District Travel										
10/11/82 10/16/82	URK/Anc/URK	MSA Fall Conference	10/27/82	53384	\$ 447.00	\$ 90.00	\$ 108.20	\$ 58.42	\$ 42.75	\$ 746.37
12/04/82 12/06/82	URK/ Anc	Meeting re: Certificated negotiations	12/08/82	54205	228.00		118.05	79.25	26.00	451.30
Total FY83 Out-of-District Travel					<u>675.00</u>	<u>90.00</u>	<u>226.25</u>	<u>137.67</u>	<u>68.75</u>	<u>1,197.67</u>
Total FY83 In-District Travel					<u>78.18</u>	<u>20.00</u>				<u>98.18</u>
Total Travel					\$ <u>753.18</u>	\$ <u>110.00</u>	\$ <u>226.25</u>	\$ <u>137.67</u>	\$ <u>68.75</u>	\$ <u>1,295.85</u>

BERING STRAIT SCHOOL DISTRICT  
 SCHEDULE OF TRAVEL - OTHER KEY PERSONNEL  
 FY81, FY82 and FY83 (through 12/31/82)

Travel Dates	Destination	Purpose of Trip	Voucher Date	Voucher Number	Airfare	Food	Lodging	Taxi Auto	Regis- traction	Other	Totals
ASSISTANT SUPERINTENDENT OF VOCATIONAL EDUCATION											
FY81 Out-of-District Travel											
To 12/31/80		DOE Evaluations/ASAA meeting/recruiting ABE Evaluation			\$ 880.00	\$ 192.95	\$ 266.00	\$ 151.79	\$ 255.00	\$ 68.88	\$ 1,814.62 1,938.76 (c)
	Home/New Orleans/Home	National AVA Convention	01/13/81	45151	995.00	115.92	290.20	107.86		29.99	1,538.98
	Home/Asc/Home	ASAA Meeting	02/02/81	45382	289.72	24.85	84.00	46.99		12.45	458.01
	Home/Asc/Home	AVA Meeting	03/10/81	45868	192.00	103.55	172.80	141.45	100.00	4.25	714.05
	Home/Grandji, MI/Asc, IA Ellensburg, WA/Home	Teacher Recruitment	05/05/81	46604	132.00	214.45	443.07	781.19		76.40	1,647.11
	Home/Asc/Home	Vocational Administration	05/22/81	46815	325.00	86.52	126.00	171.93		29.60	739.05
	Total FY81 Out-of-District Travel				<u>2,813.72</u>	<u>738.25</u>	<u>1,302.07</u>	<u>1,401.21</u>	<u>355.00</u>	<u>2,160.33</u>	<u>8,850.58</u>
	Total FY81 In-District Travel				<u>2,603.85</u>						<u>2,603.85</u>
	Total Travel				<u>\$5,417.57</u>	<u>\$ 738.25</u>	<u>\$1,302.07</u>	<u>\$1,401.21</u>	<u>\$ 355.00</u>	<u>\$2,160.33</u>	<u>\$ 11,454.43</u>
FY82 Out-of-District Travel											
	Home/Columbia, OH/Home	Shopsmith Academy	07/07/81	47140	\$1,453.96	\$ 124.48	\$ 121.83	\$ 48.00	\$	\$ 74.23	\$ 1,822.50
	Home/Skaneateles/Home	ASAA Meeting	10/19/81	48307		151.22	119.83	90.91	217.40	24.75	604.11
	Home/Asc/Home	Voc. Ed. Adm. Conference	10/19/81	48306	328.00	134.75	90.00	202.68		7.17	762.60
	Home/Asc/Home	Professional Upgrade	11/20/81	48841	334.00	62.80	136.08	161.69		54.35	748.92
	Home/Atlanta, GA/Home	AVA Meeting	01/07/82	49373	1,655.57	143.01	217.87	30.00	35.50		2,081.95
	Home/Asc/Home	PWA Program	01/27/82	49866	334.00	28.05	96.00	132.23		16.65	606.93
	Home/Asc/Home	Interview Mtg. Canl.	04/06/82	50458	227.00	57.25	207.36	20.00		303.75 (d)	815.36
	Home/Grandji, MI/Asc, IA Kansas City/Ellensburg/Home	Teacher Recruitment	05/17/82	51104	1,610.22	232.34	532.34	497.07		32.08	2,904.09
	Home/Asc/Home	Equalite Materials	06/29/82	51522				40.00			40.00
	Home/Asc/Home		06/07/82	51337	340.00	85.45	237.60	46.00		8.87	717.92
	Total FY82 Out-of-District Travel				<u>6,202.75</u>	<u>1,019.35</u>	<u>1,758.95</u>	<u>1,268.50</u>	<u>252.90</u>	<u>521.65</u>	<u>11,104.38</u>
	Total FY82 In-District Travel				<u>1,657.70</u>						<u>1,657.70</u>
	Total Travel				<u>\$7,940.45</u>	<u>\$1,019.35</u>	<u>\$1,758.95</u>	<u>\$1,268.50</u>	<u>\$ 252.90</u>	<u>\$ 521.65</u>	<u>\$ 12,762.08</u>

BERING STRAIT SCHOOL DISTRICT  
 SCHEDULE OF TRAVEL - OTHER KEY PERSONNEL  
 FY81, FY82 and FY83 (through 12/31/82)

<u>Travel Dates</u>	<u>Destination</u>	<u>Purpose of Trip</u>	<u>Voucher Date</u>	<u>Voucher Number</u>	<u>Airfare</u>	<u>Food</u>	<u>Loging</u>	<u>Taxi Auto</u>	<u>Regis- tration</u>	<u>Other</u>	<u>Totals</u>
ASSISTANT SUPERINTENDENT OF VOCATIONAL EDUCATION											
FY83 Out-of-District Travel											
	Missoula, MT/Alliance, MT/ Missoula, MT	Equipment Purchase	07/14/82	51698	\$ 512.00	\$ 34.81	\$ 143.49	\$ 5.00	\$	\$	\$ 695.10
	UNK/Anc/UNK	State Board Meeting	10/13/82	53168		90.00	260.00	101.10		6.40	457.70
	UNK/St. Louis, MO/ UNK	Interview Voc.Ed. Teachers/AVA Conference	12/22/82	54504	<u>1,508.62</u>	<u>210.00</u>	<u>260.50</u>	<u>45.00</u>	<u>112.00</u>	<u>29.67</u>	<u>2,166.59</u>
	Total FY83 Out-of-District Travel				<u>2,020.62</u>	<u>334.81</u>	<u>663.99</u>	<u>152.10</u>	<u>112.00</u>	<u>36.07</u>	<u>3,319.59</u>
	Total FY83 In-District Travel				<u>584.00</u>						<u>584.00</u>
	Total Travel				<u>\$2,604.62</u>	<u>\$ 334.81</u>	<u>\$ 663.99</u>	<u>\$ 152.10</u>	<u>\$ 112.00</u>	<u>\$ 36.07</u>	<u>\$ 3,903.59</u>

Other - (c) Adventure Based Education, net of \$561.24 returned  
 (d) Recruiting room and conference

BERING STRAIT SCHOOL DISTRICT  
 SCHEDULE OF TRAVEL - OTHER KEY PERSONNEL  
 FY81, FY82 and FY83 (through 12/31/82)

<u>Travel Dates</u>	<u>Destination</u>	<u>Purpose of Trip</u>	<u>Voucher Date</u>	<u>Voucher Number</u>	<u>Airfare</u>	<u>Food</u>	<u>Lodging</u>	<u>Taxi Auto</u>	<u>Registration</u>	<u>Other</u>	<u>Totals</u>
<b>ASSISTANT SUPERINTENDENT - CURRICULUM</b>											
<b>FY81 (Out-of-District Travel)</b>											
to 12/31/80					\$ 1,309.52	\$ 486.82	\$ 744.07	\$ 166.49	\$	\$	\$ 2,706.90
None/Las Vegas/None			01/08/81	45121		327.25	208.27	38.79			574.31
None/None/None			03/08/81	45858	384.00	158.00	210.00	242.38			994.38
None/None/None			04/01/81	46176	192.00	84.99	190.48	173.29	10.00		650.76
Total FY81 Out-of-District Travel					1,885.52	1,057.06	1,352.82	620.95	10.00		4,926.35
Total FY81 In-District Travel					2,484.00	1,145.70					3,629.70
Total Travel					\$ 4,369.52	\$ 2,202.76	\$ 1,352.82	\$ 620.95	\$ 10.00		\$ 8,556.05
<b>FY82 (Out-of-District Travel)</b>											
None/Colorado Springs/None		Nat. Curriculum Study Instruction	07/15/81	47189	\$	\$ 190.05	\$ 128.56	\$ 244.85	\$	\$	\$ 563.46
None/Skagway/None		ASCA Conference	10/19/81	48302		281.43	273.15	40.17	400.00	45.50	1,040.25
None/Las Vegas/None		ASCP - NESI meeting	01/14/82	48900	712.82		40.00				752.82
None/None/None		Staff Development	01/14/82	49491		336.94	172.00	15.00			524.74
None/None/None		Aluc. Fac. Wkshp.	06/16/82	51386	318.00	68.79	178.20	16.00		1.26	582.25
Total FY82 Out-of-District Travel					1,030.82	877.21	792.71	316.02	400.00	46.76	3,463.52
Total FY82 In-District Travel					3,448.45	227.80					4,603.54
Total Travel					\$ 5,192.09	\$ 1,105.01	\$ 792.71	\$ 316.02	\$ 400.00	\$ 974.05	\$ 8,067.06
<b>FY83 (Out-of-District Travel)</b>											
URIK/Daguerre/URIK		ASCD National Study Institute	09/08/82	52587	\$ 853.24	\$	\$	\$ 95.00			\$ 948.24
URIK/None/URIK		National Regional Board Planning Meeting	09/08/82	52586	316.00	260.60	128.00	139.61			528.21
URIK/None/URIK			11/29/82	53863		80.00	165.00	56.00			617.00
Total FY83 Out-of-District Travel					1,169.24	340.60	293.00	290.61			2,053.45
Total FY83 In-District Travel					1,370.79						1,370.79
Total Travel					\$ 2,540.03	\$ 340.60	\$ 293.00	\$ 290.61			\$ 3,464.24

-76-

BEIJING STRAIT SCHOOL DISTRICT  
 SCHEDULE OF TRAVEL - OTHER KEY PERSONNEL  
 FY81, FY82 and FY83 (Through 12/31/82)

Travel Dates	Destination	Purpose of Trip	Voucher Date	Voucher Number	Airfare	Food	Lodging	Taxi Auto	Regis- tration	Other	Totals
BUSINESS MANAGER											
FY81 Out-of-District Travel											
To 12/31/80					\$3,142.40	\$ 705.06	\$ 603.75	\$ 445.04	\$	\$ 52.00	\$ 4,948.75
Name/Anc/Name		Ex. Board Meeting	01/02/81	45058	290.00	83.40	84.00	16.00		26.70	500.10
Name/Anc/Name	GA/Name	MSA Meeting	02/15/81	45659		59.34		5.50	140.00		204.84
Name/Anc/Name		MSA Meeting	04/27/81	46480		82.00	135.52	9.00		2.50	229.02
Name/Anc/Name		Staff Recr	06/01/81	46084	304.00	16.65	44.00	10.40			375.05
Total FY81 Out-of-District Travel					3,736.40	946.45	867.27	485.94	140.00	81.20	6,257.26
Total FY81 In-District Travel					1,071.69	23.79	40.00				1,135.48
Total Travel					\$4,808.09	\$ 970.24	\$ 907.27	\$ 485.94	\$ 140.00	\$ 81.20	\$ 7,392.74
FY82 Out-of-District Travel											
Name/Anc/Name		Nat. Sch. Lunch Prog.	08/11/81	47460	\$ 320.00	\$ 87.00	\$ 149.05	\$ 125.73			\$ 689.78
Name/Anc/Name		Legislative Committee	08/26/81	47637	342.00	135.75	112.85	27.00			617.60
Name/Anc/Name		DOE - Chapter 114	12/16/81	49156	334.00	42.75	47.61	33.20			457.56
Name/Anc/Name		Pupil Trans. Wkshp.	01/14/82	49479	334.00	82.00	155.52	97.41			668.93
TRK/Anc/TRK		MSA Convention	05/13/82	51017	255.00	275.00	636.80	411.30		37.99	1,616.17
Dayton/TRK/Dayton		Staffing and Budget	06/17/82	51348	1,307.05	150.00	149.55	91.40			1,698.00
TRK/Anc/TRK		Relocation D.O.	06/29/82	51524	466.00	181.87	173.34	18.60			839.81
TRK/Anc/TRK		Review Insurance	06/29/82	51601	296.00	44.60	49.68				390.28
Total FY82 Out-of-District Travel					3,662.85	990.97	1,474.48	804.64		37.99	6,978.93
Total FY82 In-District Travel					155.00						155.00
Total Travel					\$3,817.85	\$ 998.97	\$1,474.48	\$ 804.64		\$ 37.99	\$ 7,133.93

BERNICE SHAWT SCHOOL DISTRICT  
 SCHEDULE OF TRAVEL - OTHER KEY PERSONNEL  
 FY81, FY82 and FY83 (through 12/31/82)

<u>Travel Dates</u>	<u>Destination</u>	<u>Purpose of Trip</u>	<u>Voucher Date</u>	<u>Voucher Number</u>	<u>Airfare</u>	<u>Food</u>	<u>Lodging</u>	<u>Taxi Auto</u>	<u>Other</u>	<u>Totals</u>
FY81 Out-of-District Travel										
UNK/Anc/UNK		Anc. BIA Upgrade	07/13/82	52100	\$ 466.00	\$ 60.65	\$ 32.40	\$ 18.00	\$ 1.80	\$ 581.85
UNK/Anc/Jackson/UNK		Engineer and Attorney/EWA	10/06/82	53081	761.59	193.05	185.20	104.14		1,243.98
UNK/Anc/Jackson/UNK		State Fin. Comm.	10/06/82	53081	304.00	180.00	149.04	147.70		71 74
UNK/Anc/UNK		State Fin. Comm./Elden and Associates	10/27/82	53365	229.00	120.00	116.66	55.62	22.80	544.08
UNK/Atlanta/UNK		SBO Official	11/01/82	43722	1,417.00	270.00	565.81	107.00	78.70 (e)	2,438.51
UNK/Anc/UNK		Dionale Const. Meeting	12/17/82	54461	229.00	355.50	237.60	210.00	19.08	1,051.18
UNK/Anc/Jackson/UNK		Financial Planning	01/25/83	54789	555.00	270.00	572.52	396.26	11.08	1,804.86
Total FY81 Out-of District Travel					<u>3,961.59</u>	<u>1,442.20</u>	<u>1,859.23</u>	<u>1,038.72</u>	<u>136.46</u>	<u>8,445.20</u>
Total FY81 In-District Travel					<u>581.11</u>					<u>581.11</u>
Total Travel					<u>\$4,542.70</u>	<u>\$1,442.20</u>	<u>\$1,859.23</u>	<u>\$1,038.72</u>	<u>\$ 136.46</u>	<u>\$ 9,026.31</u>

Other - (e) lunch guests

BERING STRAIT SCHOOL DISTRICT  
 SCHEDULE OF TRAVEL - OTHER KEY PERSONNEL  
 FY81, FY82 and FY83 (Through 12/31/82)

Travel Dates	Destination	Purpose of Trip	Voucher Date	Voucher Number	Airfare	Food	Lodging	Taxi Auto	Regis- tration	Other	Totals
<b>DIRECTOR OF ADMINISTRATION</b>											
<b>FY83 Out-of-District Travel</b>											
	Missoula/Chicago/Missoula	ASA Wksp/Computer Wksp.	08/05/82	52108	\$ 518.00	\$ 67.05	\$ 125.91	\$ 150.09	\$ 285.55	\$	\$ 1,146.60
	TRK/Anc/TRK	Meet at ROT/FF	10/18/82	53257	304.00	75.22	89.46	129.53		20.72	618.93
	TRK/Anc/TRK	Re: Construction	11/22/82	53739	332.00	166.55	226.80	13.00		20.01	759.16
	TRK/Anc	Jury for Diomedes Const.	12/09/82	54250	229.00	116.10	267.41	10.00		11.33	633.84
	TRK/Anc/TRK	Diomedes Const.	01/12/83	54648	532.00	43.24	384.00	189.95			1,149.19
	<b>Total FY83 Out-of-District Travel</b>				<b>1,915.00</b>	<b>468.16</b>	<b>1,093.58</b>	<b>492.57</b>	<b>285.55</b>	<b>52.86</b>	<b>4,107.72</b>
	<b>Total FY83 In-District Travel</b>				<b>2,846.19</b>	<b>99.27</b>					<b>2,945.46</b>
	<b>Total Travel</b>				<b>\$4,761.19</b>	<b>\$ 567.43</b>	<b>\$1,093.58</b>	<b>\$ 492.57</b>	<b>\$ 285.55</b>	<b>\$ 52.86</b>	<b>\$ 7,253.16</b>
<b>DIRECTOR OF CURRICULAR AND INSTRUCTION</b>											
<b>FY83 Out-of-District Travel</b>											
	Chicago	AASA Wksp/Computer Wksp.	08/23/82	52329	\$	\$ 79.65	\$ 125.91	\$	\$		\$ 205.56
	TRK/Anc/TRK	Region I Sch. Act. Assoc.	10/13/82	53144	304.00	37.50	89.10				430.60
	TRK/Seattle/TRK	IM School Accord.	12/15/82	54176	687.35	194.79	229.50	67.50	20.00		1,199.14
	<b>Total FY83 Out-of-District Travel</b>				<b>991.35</b>	<b>311.94</b>	<b>444.51</b>	<b>67.50</b>	<b>20.00</b>		<b>1,635.30</b>
	<b>Total FY83 In-District Travel</b>				<b>767.42</b>						<b>767.42</b>
	<b>Total Travel</b>				<b>\$1,758.77</b>	<b>\$ 311.94</b>	<b>\$ 444.51</b>	<b>\$ 67.50</b>	<b>\$ 20.00</b>		<b>\$ 2,602.72</b>

BERRING STRAIT SCHOOL DISTRICT  
 SCHEDULE OF TRAVEL - OTHER KEY PERSONNEL  
 FY81, FY82 and FY83 (through 12/31/82)

<u>Travel Dates</u>	<u>Destination</u>	<u>Purpose of Trip</u>	<u>Voucher Date</u>	<u>Voucher Number</u>	<u>Airfare</u>	<u>Food</u>	<u> Lodging</u>	<u>Taxi Auto</u>	<u>Regis- tration</u>	<u>Other</u>	<u>Totals</u>
DIRECTOR OF SPECIAL EDUCATION											
FY81 Out-of-District Travel											
12/11/80					\$ 870.00	\$ 88.80	\$ 129.60	\$ 217.23			\$ 1,305.63
01/26/81	RRK/Los Angeles/RRK	Rural CAP Meeting	01/26/81	45318		150.00	242.54	200.27			592.81
04/01/81	RRK/RRK/RRK	DOE Meeting	04/01/81	46182		160.35	237.60	137.64			475.59
05/26/81	RRK/Salt Lake/RRK	Sp. Ed. Dir. Conf.	05/26/81	46822		146.76	308.00	21.05			475.81
05/26/81	RRK/RRK/RRK	Title I Workshop	05/26/81	46823		86.15	164.00	123.28			373.43
Total FY81 Out-of-District Travel					<u>870.00</u>	<u>572.06</u>	<u>1,081.74</u>	<u>698.97</u>			<u>3,222.67</u>
Total FY81 In-District Travel					<u>770.00</u>	<u>213.95</u>					<u>983.95</u>
Total Travel					<u>\$1,640.00</u>	<u>\$ 786.01</u>	<u>\$1,081.74</u>	<u>\$ 698.97</u>			<u>\$ 4,206.62</u>
FY82 Out-of-District Travel											
11/19/81	RRK/RRK/RRK	Sp. Ed. Conferenc	11/19/81	40825	\$ 328.00	\$ 11.15	\$ 272.41	\$ 158.02	\$ 15.00		\$ 784.58
Total FY82 In-District Travel					<u>537.26</u>						<u>537.26</u>
Total Travel					<u>\$ 865.26</u>	<u>\$ 11.15</u>	<u>\$ 272.41</u>	<u>\$ 158.02</u>	<u>\$ 15.00</u>		<u>\$ 1,321.64</u>
FY83 Out-of-District Travel and Total											
10/27/82	RRK/RRK/RRK	Sp. Ed. Dir. Meeting	10/27/82	53381	\$ 304.00	\$ 150.00	\$ 275.00	\$ 20.00			\$ 749.00

BERING STRAIT SCHOOL DISTRICT  
 SCHEDULE OF TRAVEL - OTHER KEY PERSONNEL  
 FY81, FY82 and FY83 (through 12/31/82)

<u>Travel Dates</u>	<u>Destination</u>	<u>Purpose of Trip</u>	<u>Voucher Date</u>	<u>Voucher Number</u>	<u>Airfare</u>	<u>Food</u>	<u>Lodging</u>	<u>Taxi Auto</u>	<u>Registration</u>	<u>Other</u>	<u>Totals</u>
DIRECTOR OF BILINGUAL/BICULTURAL EDUCATION											
Total FY81 Out-of-District Travel					\$ 749.72						\$ 749.72
Total FY81 In-District Travel					<u>932.25</u>						<u>932.25</u>
Total Travel					<u>\$1,681.97</u>						\$ <u>1,681.97</u>
FY82 Out-of-District Travel											
	King/Las Vegas/Albino	ASCD-NESI Meeting	01/14/82	48900	\$ 712.82						\$ 712.82
Total FY82 In-District Travel					<u>102.50</u>						<u>102.50</u>
Total Travel					<u>\$ 815.32</u>						\$ <u>815.32</u>
FY 83 Not included on Schedule											
DIRECTOR OF TRANSPORTATION											
FY83 Out-of-District Travel											
	AKC/Seattle	Per. Construction	08/23/82	52328	\$ 516.92	\$ 25.00	4 130.28	\$ 10.00			\$ 682.20
	TRK/Seattle/TRK	HW School Accred.	12/13/82	54322	<u>824.62</u>	<u>142.00</u>	<u>207.26</u>	<u>58.00</u>	<u>20.00</u>		<u>1,251.88</u>
Total FY83 Out-of-District Travel					<u>\$1,341.54</u>	<u>\$ 167.00</u>	<u>\$ 337.54</u>	<u>\$ 68.00</u>	<u>\$ 20.00</u>		\$ <u>1,934.08</u>



PLEASE NOTE: THE PRECEDING PAGES WERE TREATED  
AS A UNIT IN THE ORIGINAL DOCUMENT.



**ASSOCIATION OF ALASKA SCHOOL BOARDS**  
326 FOURTH STREET, SUITE 204 • JUNEAU, ALASKA 99801 • PHONE 586-1083

**Survey of School District  
Employee Benefits**

**1982-1983**

## SURVEY OVERVIEW

The following information has been compiled to provide you with information concerning school district personnel salaries and benefits for 1982-83.

Out of the 52 member districts of the association, 51 responses were received prior to printing.

The survey has been condensed this year to cut down on the cost of printing and clerical time but contains the same information as in past year surveys. For rapid access, each section of the survey has been printed on a different color paper:

Superintendent .....	Green
Administrative .....	Pink
Middle Management .....	Yellow
Non-Certificated .....	Blue
Teacher .....	Tan
Board .....	Goldenrod

Please see the first page of each section for column headings.

## SUPERINTENDENT

Below are the page headings for the Superintendent Salaries and Benefits Survey on the next page.

- A Name of School District
- B Yearly Salary of Superintendent
- C Days or months on the job/vacation leave
- D Gets Personal Leave in addition to Annual?
- E Is personal leave accumulative?
- F If so, to how many days?
- G Is it paid at the end of the contract period?
- H District paid annuity program?
- I Extra insurance benefits not provided to teachers?
- J Travel to State Supt. Conference?
- K Travel to National Conference?
- L District paid inservice?
- M District pays for college tuition fees?
- N Per diem rate while traveling?
- O District pays for expenses other than travel?
- P Is Housing provided?
- Q Who owns housing?
- R Cost to Superintendent (monthly)
- S Other housing subsidy?
- T Does district provide Superintendent with a car?
- U For business use only?
- V For business and personal use?
- W Auto expenses paid?
- X Other benefits not listed above

NOTE: On survey, Y = Yes & N = No

A	B	C	D	E	F	G	H	I	J	K	L	M	N	O	P	Q	R	S	T	U	V	W	X	
Adak	67,000	12/30	Y	N			Y	Hed/Dep.	Y	Y	AASB;HASE	N	\$45 + Hotel	N	IP				Y	Y		Rental Car	Deferred Annuity	
Alaska Gateway	60,000	230/30	Y	Y	4		Y	N	Y	Y	AASB;HASE	Y	\$35/dy + Htl	Y	N				N				None	
Aleutian Region	86,018	12/30	Y	Y	6	N	N	N	Y	Y	AASB	N	State Rate	Y	N				N			50.00/mo	None	
Anchorage	75,000	12/24	Y	N			N	Disab.	Y	Y	All	N	Actual Exp.	Y	N				Y				TRS	
Annette	62,496	220/30	N				N	Disability	Y	Y	AASB;other	N	\$90/day	Y	Y	Dist		Util.	N			\$325/mo	Out of Town Car Rental	
Bering Strait	66,262	12/36	N				N	FULL TMD.	Y	Y	AASB;HASE	N	\$30/dy + Htl	N	Y	Dist	276.00	None	N			\$250./mo	None	
Bristol Bay	63,810	12/20	Y	N		N	N		Y	Y	AASB	N	\$25 + Hotel	Y	N				N				Dis Pys for Rnd trip/Anch.	
Chatham	50,000	12/22	Y	N			N	Travel	Y	Y	w/Discre	N	\$85/dy	Y	Y	Dist			N		Y		None	
Chugach	51,000	12/24	Y	Y	10		N		Y	Y	AASB	N	\$35 + Hotel	Y				Negotia	N				Physical & Moving Expense	
Copper River	72,700	230/0	Y	Y	8	N	N		Y	Y	AASB;HASE	N	\$25/dy + Htl	N	N				N		Y		None	
Cordova	61,415	230/0	Y	Y	4	Y	N		Y	N	AASB	N	\$85/day	N	N				N			\$50/mo	None	
Craig	50,000	12/22	N				N	Y	Y		No	N	Actual Exp.	Y	Y	Dist.	450.		N		Y	Y	None	
Delta/Greely	67,527	12/30	N				N		Y	Y	As Needed	N	\$35 + hotel	N	N				N			\$100/mo	None	
Dillingham	75,000	12/21	Y	Y	6	Y	N		Y	Y	AASB;HASE	Y	\$85 day	N	Y	Dist.	500.00	Ur/Plan	N	Y			.35/MI	
Fairbanks	75,000	12/30	N				N	Disab.	Y	Y	w/Discre	N	\$35/dy + Htl	Y	N				N				\$400/Mo	\$250/mo Business Exp.
Galena	70,000	12/30	Y	Y	5	N	N		Y	Y	AASB	N	\$85.00/day	N	Y	Other	200.	\$150/Mo	N					
Haines	60,075	12/30	Y	Y	5	N	N	None	Y	N	Reliev/Dist	N	\$35 + Hotel	N	N				N					None
Ioonah	49,000	220/0	Y	N			N		Y	Y	As Needed	N	Actual Exp.	Y	N				N		Y			None
Iyadburg	40,000	12/30	Y	N			N		Y	Y	AASB;Conf	N	\$00./day	N	Y		200.		N					
Iditarod	63,000	12/25	N				N		Y		As reqstd	N	\$75/day	Y	N				N					Medical Exam every 2 yrs
Juneau	65,000	12/25	N				N		Y	Y	AASB;HASE	N	Actual Exp.	Y	N				N					None
Kake	50,000	12/30	N				N	Life Ins.	Y	Y	AASB;HASE	N	\$100/day	N	N			\$250/mo	Y	Y				None
Kenai	69,500	12/30	Y	Y	12	N	N		Y	Y	AASB	N	\$75.00 day	N	N				N			\$200./mo.	* .30 mt. (Car Subsidy)	
Ketchikan	72,000	12/24	N	Y	50	Y	N	Fam. Med.	Y	Y	AASB;HASE	N	\$35/dy + Htl	N	N				N					
King Cove	67,176	12/30	Y	Y	24	Y	N		Y	Y	AASB;HASE	Y	\$80.00/day	N	Y	Dist.	.00		N		Y	Y		
Klamuck	58,000	12m/35	Y	N			N		Y	Y	as Needed	Y	State Rate	Y	Y	Dist			N		Y	Y		
Kodiak	64,000	12/30	N				N		Y	Y	AASB;HASE	N	\$75/dy	N	N				N			\$130/mo	None	
Kuspuk		230/15	Y	Y	6	Y	N		Y	Y	AASB;Htl	Y	\$40/dy + Htl	N	N			\$200/mo	Y	Y				None
Lake & Peninsula	60,000	12/30	Y	N			N	Life Ins.	Y	Y		N	\$85/dy	Y	N			\$400/mo	Y	Y				None
Lower Kuskokwim	82,285	12/35	Y	Y	6	Y	N		Y	Y	As Apprvd	N	\$35/dy + Htl	N	N				Y	Y				3,000 Moving Expense
Lower Yukon	65,000	240/24	Y	Y	6	Y	N	Add. Life	Y	Y	None	N	\$85.00/day	N	Y	Dist	.00	None	N		Y			None
Hat Su	62,500	12/36	Y	N			N	Xtra Life	Y	Y	AASB;HASE	N	\$50 + Hotel	N	N				N			\$200/mo	None	
Heenana	63,000	12/30	N				N		Y	Y	w/discretn	N	\$35/dy + Htl	Y	N				N					None
Nome	60,000	12/20	Y	Y	6	N	N		Y	Y	AASB	N	\$75./day	Y	N				N		Y			None
North Slope	80,000	12/36	N				N	Add Lt Ins	Y	Y	As Needed	Y	\$135.00/dy	N	Y	None	1,100		N					
Pelican	54,000	210/0	Y	N			N	Y	Y	N	w/discret.	N	\$83/day	Y	Y	Other	300.00		N					None
Petersburg	55,000	240/20	N				N		Y		w/ltl Appv.	N	Actual Exp.	Y	N				N					
Pribilof Island	70,000	260/20	N				N		Y	Y	AASB;HASE	Y	\$65/dy	Y	Y	Dist		Fuel Pd	Y	Y		Rental	Prof. dues to AASA	
Railbelt	63,600	260/30	Y	Y			N		Y	Y	AASB;HASE	N	\$30. + Hotel	Y	N				N	X		HTLege		
S.W. Region	80,000	12/32	N				N	Term Life	N	Y	AASB;HASE	N	\$30 + Hotel	N	Y	Dist.	.00	None	N					None
Sand Point	75,000	12/30	N				N		Y	Y	AASB	N	St Perdiem	N	Y	Dist.	600.00	None	Y	Y				None
Sitka	62,500	12/20	N				N	No	Y	Y	AASB;HASE	N	\$75/day	N	N				N					Bed & Life Ins. Exp & Fam
Skagway	52,500	230/30	Y				N		Y	Y	AASB;Hase	N	Actual Exp.	Y	N				N					None
Southeast Island	63,670	12/30	N				N		Y	Y	Yes	Y	Yes	Y	N			to \$400	Y	Y				Good working conditions
St. Marys	66,000	12/15	Y	N			N	None	Y	Y	As Needed	N	\$100/day	N	Y	Dist.		Yes	Y	Y				None
Unalaska	72,500	12m/30	N				N		Y	Y	AASB	N	\$25 + Actual	N	N				N					Yrly Phys./150.mo car exp.
Valdez	72,000	12/30	N				N		Y	Y	1-1 Basis	N	\$80.00 day	N	N				N					None
Wrangell	54,000	225/15	Y	N			N		Y	Y	By Request	N	Actual Exp.	Y	N				N					None
Yakutat	48,000	240/0	N				N		Y	Y	Maybe	N	\$25 + Hotel	N	N			\$250/mo	N					None
Yukon Flats	62,500	12/10	Y	N			N	Adnl Life	Y	Y	AASB;Conf	N	\$36/dy + Htl	N	Y	Dist			N			\$200/mo		
Yukon/Koyukuk	75,000	260/36	Y	Y	10	N	N		Y	Y	As Needed	N	\$40 + Hotel	Y	N				N		Y	Y		None

## ADMINISTRATIVE

Below are the page headings for the Administrative Salaries and Benefits Survey on the next few pages.

- A Name of School District
- B Number of employees
- C Position/Title
- D Base Salary
- E Top Salary
- F Days on contract/vacation days
- G Insurance benefits not provided to teachers
- H Expenses other than travel paid by district
- I Professional development paid by district
- k Other benefits not listed but provided

A	B C	D	E	F	G	H	I	J	K
Adak	Admin. Assistant	44,000	51,000	240/30	X	X		State	X
	Special Ed. Director	36,000	49,000	188/7.5		X		State	X
	Personnel Director	43,000	50,000	240/30	X			National	X
Alaska Gateway	1 Asst. Supt.		61,965	230/					
	1 Spec. Ed. Director	24,706	52,329	220/					
	1 Business Manager Facilities Coord.	43,000	43,769	230/ 230/					
Aleutian	1 Admin. Assistant	76,877		260/20	No	\$50. p/m, Auto	W/Supt. Approval		None
Anchorage	5 Assistant Superintendent	62,420	66,559	260/24	No	Exp. Account	No		\$45 Hi. Vehicle Allowance
	1 Federal Program Director	50,046	56,477	260/24	No	No	No		Same
	1 Curriculum Director	50,046	56,477	260/24	No	No	No		Same
	1 Special Ed. Director	50,046	56,477	260/24	No	No	No		Same
	1 Elementary Curric. Director	50,046	56,477	260/24	No	No	No		Same
	1 Voc. Education Director	44,670	51,120	260/24	No	No	No		Same
	1 Bilingual Director	44,670	51,120	260/24	No	No	No		Same
	1 Public Information Officer	41,441	41,441	260/24	No	Exp. Account	No		Same
	1 Personnel Director	61,133	61,133	260/24	No	Exp. Account	No		Same
	1 Facilities Coordinator	47,899	54,303	260/24	No	No	No		Same
1 Labor Relations Director	57,379	57,379	260/24	No	Exp. Account	No		Same	
Annette	1 Fed. Program Dir.	See Elem.	Principal						
	1 Special Ed. Director	See Elem.	Principal						
	1 Voc. Ed. Director	See. H.S.	Principal						
	1 Business Manager	35,000		220/12	Yes	3,500/Moving Exp	Travel/Perdiem		
Bering Strait	Deputy Supt.	66,245		260/26		Hotel/Perdiem	Hotel/Trav. Perdiem		
	Fed. Program Dir.	47,115		220/--		Same	Same		
	Special Ed. Director	44,786		260/24		Same	Same		
	Elem. Curric. Dir.	50,628		260/24		Same	Same		
	Voc. Educ. Director	52,400		260/24		Same	Same		
	Business Manager	57,500		260/24		Same	Same		
	Transportation Coord.	42,700		260/24		Same	Same		
	Dir. Transitional Prog.	54,000		260/24		Same	Same		
Bristol Bay	NONE								
Chatham	1 Assistant Superintendent	46,000	46,000	220/22	Med & Travel	Cabs	Perdiem + Travel		
Chugach	1 Curriculum Director					Admin. Stipend	of \$2,500.00	(15 extra days)	

A	B	C	D	E	F	G	H	I	K
Copper River	1	Curric. Director		61,000	230/	No	No	Yes	
	1	Business Manager		43,950	230/	No	No	Yes	
Cordova		NONE							
Craig	1	Business Manager	24,000	24,000	12/10		No	None	
Delta/Greely	1	Asst. Superintendent	61,691		240/10	No	No	AASA	
	1	Special Services Coord.	48,526		220/4	No	No		
	1	Coor. Study Teacher	32,456		188/2	No	No		
	1	Coor. Study Prin./Teacher	36,540		210/4	No	No		
	1	Coor. Study/AIDS Teacher	34,483		188/2	No	No		
Dillingham		Assistant Supt.	67,600		260/21	No	No	State & National	2/dy Pers. Leave & Tuition
		Admin. Assistant	32,000		260/18	No	No	State/Workshop	2 dys Pers. Leave & Tuition
		Business Manager	46,000		260/18	No	No	State & National	Same
		Maint. Foreman	42,000		260/18	No	No	No	Same
Fairbanks	1	Asst. Supt.	54,000		12/24	No	Trv/Hotel & Pdm	1 State & National	None
	1	Assoc. Supt.	62,000		12/24	No	Same	Same	None
	1	Admin. Asst.	39,000		12/24	No	Same	Same	None
	1	Fed. Program Dir.	47,000		12/24	No	Same	Same	None
	1	Special Ed. Director	48,873		12/24	No	Same	Same	None
	1	Public Info. Officer	35,310		12/24	No	Same	Same	None
	1	Personnel Director	51,318		12/24	No	Same	Same	None
	1	Business Manager	55,650		12/24	No	Same	Same	None
	1	Dir. Operations & Maint.	51,100		12/24	No	Same	Same	None
	1	Dir. Student Activities	47,000		12/24	No	Same	Same	None
1	Coor. Staff Dev.	45,000		12/24	No	Same	Same	None	
Galena	1	Admin. Assistant	28,340	40,040	260/20	N/A	N/A	N/A	
Haines		NONE							
Heonah		NONE							
Hydaburg		NONE							

A	B C	D	E	F	G	H	I	K
Iditarod	1 Asst. Supt./Bsn. Mgr.		61,480.00	261/20	Same	No	No	None
	1 Title VII Coord	36,712	51,255	200/3	Same	No	No	None
	1 Chapter I/Leng. Arts Spec.	36,712	51,255	200/3	Same	No	No	None
	1 JOM/IEA/CommEd./BHP	36,712	51,255	200/3	Same	No	No	None
	1 Curr. Dir.		57,240	261/25	Same	No	No	None
	1 Spec. Ed. Dir.	36,712		200/3	Same	No	No	None
	1 Secondary Curr. Coord.	26,204	47,753	188/3	Same	No	No	None
	1 Voc. Ed. Dir	36,712	51,255	200/3	Same	No	No	None
	1 Bilingual Dir.	36,712	51,255	200/3	Same	No	No	None
	1 Library/Media Coord.	36,712	61,255	200/3	Same	No	No	None
	1 Personnel Director	36,504		261/21	Same	No	No	None
	1 Facilities Coord.	50,393		261/21	Same	No	No	None
	1 Maint. Director	46,247		261/24	Same	No	No	None
	2 Maint. Foreman	32,750		261/15	Same	No	No	None
1 Computer Educ. Coord.	13,102	22,877	94/1.5	Same	No	No	None	
Juneau	Asst. Supt. Instr.		60,840					
	Asst. Supt. Bus.		60,840					
	Personnel Director		40,170	12/24		\$25/mo Car		
	Finance Officer		41,782	12/24		\$60/mo Car		
	Comm. Schools Dir.		37,128	12/24		\$50/mo		
	Maint/Opr. Supvr.		44,720	12/24				
	Dist. Head Custodian		32,084	12/24				
Asst. Head Custodian		27,690	12/24					
Indian Studies Supvr.		30,852	10.5/			\$85/mo Car		
Kake	NONE							
Kenai	2 Assoc. Supt.	61,865		7/24	No	No	Yes	
	1 Fed. Program Director	51,408		210/3	No	No	Yes	
	1 Special Ed. Director	51,408		210/3	No	No	Yes	
	1 Elem. Curriculum Director	51,408		210/3	No	No	Yes	
Ketchikan	1 Asst. Supt.		69,700	12/10	Full Medical	No	No	No
	1 Special Ed. Director		56,500	207/	Same	No	No	No
	1 Community Schools Dir.		40,707	230/	Same	No	No	No
	1 Personnel Coord	30,432		Up	No	No	No	Non-Certificated
	1 Business Manager	42,000		Up	No	No	No	Same
1 Facilities Coord.	41,000		Up	230/			Certificated	
King Cove	NONE							
Klawock	NONE							

A	B C	D	E	F	G	H	I	K
Kodiak	1 Asst. Supt.	54,000	60,500	230/5	No	No	\$300/yr Prof Dues	Car allow/Tuition/Physical
	1 Admin. Assistant	52,000	58,000	230/5	No	No	Same	Same
	1 Curric. Director	48,000	54,000	204/5	No	No	Same	Same
	1 Special Ed. Director	41,000	46,000	198/5	No	No	Same	Same
Kuspuk	1 Admin. Asst./Principal							
	2 Admin. Asst.	29,268	57,912	200/0			State & Limited Natl	
	1 Bilingual/Fed. Prog. Dir.	26,723	38,480	188/			Same	
	1 Curric. Director	26,723	46,338	200/			Same	
	1 Special Ed. Director	26,723	46,497	18E/			Same	
	1 Comm. Ed. Dir./Fed. Prog.	29,268	51,218	18E/			Same	
	1 Public Info. Officer	2,500	2,500	12/			State Meeting	Non-Certified
1 Facilities Coord.	2,500	4,447	12/			Same	Non-Certified	
Lake & Peninsula	Asst. Supt.			200/20	Life = Salary	No	AASA	No
	Admin. Asst.			210/0	Same	No	No	No
	Special Ed. Director			210/0	No	No	No	No
	Business Manager		55,000	260/20	No	No	No	No
	Facilities Coord.		55,000	260/20	No	No	No	No
	Asst. Fac. Coord./Dir of Maint.		55,000	260/20	No	No	No	No
Lower Kuskokwim	2 Asst. Supt.		65,250	260/	No	No	State & National as	approved by Supt.
	Admin. Asst.		43,617	12/			Same	
	Fed. Program Dir.		53,643	260/1.75				Same
	Curric. Director		49,036	240/1.75				Same
	Special Ed. Director		42,201	224/1.75				Same
	Elem. Curric. Coord.		39,283	220/			Same	
	Bilingual Director		57,012	260/2.75				Same
	1 Personnel Director		46,321	12/1.75			State & national	
	1 Business Manager		50,211	12/1.75			Meetings with Supt.	
	1 Facilities Director		53,206	12/1.75			approval	
	1 Capital Project Dir.		53,893	12/2.25			Same	
Lower Yukon	1 Admin Assistant	60,235		220/15	None			
	1 Fed. Program Director	60,235		220/15	None	None		
	1 Curric. Director	46,319		198/0	None	None		
	1 Special Ed. Director	51,465		220/15	None	None		
	1 Voc. Educ. Director	38,841		198/0	None	None		
	1 Bilingual Director	38,280		198/0	None	None		Bilingual Conference
	1 Personnel Director	38,301		220/15	None	No		
	1 Business Manager	56,000		240/16	None	No		
	1 Fed. Prog. Specialist	51,465		220/15	None	No		

A	B C	D	E	F	G	H	I	K
Mat Su	Assistant Supt.	60,000	N/A	260/36	All have 15,000 Life & 100,000 Accid. Life Ins	Assoc. Dues	St. & National Conf.	TRS,WC,ESC,SL
	Curriculum Director	53,000	N/A	260/30		Same	Same	Same
	Special Ed. Director	53,000	N/A	260/30		Same	Same	Same
	Elem. Curric. Director	53,000	N/A	260/30		Same	Same	Same
	Personnel Director	50,000	N/A	260/30		Same	Same	Same
	Business Manager	50,000	N/A	260/30		Same	Same	Same
Kenana	1 Curriculum Director		40,000	215/3	No	No	No	Same as teachers
North Slope	Asst. Superintendent		72,000	245/12	No	None	Yes	None
	Assoc. Supt.		72,000	245/12	No	None	Yes	None
	Admin. Assistant		55,000	230/12	No	None	Yes	None
	Fed. Program Director		60,000	265/12	No	None	Yes	None
	Curriculum Director		60,000	265/12	No	None	Yes	None
	Special Ed. Director		60,000	265/12	No	None	Yes	None
	Elem. Curriculum Director		60,000	265/12	No	None	Yes	None
	Voc. Educ. Director		60,000	265/12	No	None	Yes	None
	Bilingual Director		60,000	265/12	No	None	Yes	None
	Public Info. Officer		45,000	245/12	No	None	Yes	None
	Business Manager		60,000	260/12	No	None	Yes	None
Facilities Coord.		60,000	245/12	No	None	Yes	None	
Pelican	NONE							
Petersburg	.7 Fed. Program Director	4,908.00		180/5	No	No	No	None
	1 Special Ed. Director	34,361		180/5	No	No	No	None
Pribilof Island	1 Special Prog. Director	51,608		220/0	No	(1) Prof Dues	State & Natl Conf.	30% Rent + all fuel paid
Railbelt	1 Curriculum Director		45,000	197/0	No	Perdlem + Hotel	In State Trvl	None
	1 Business Manager		45,000	12/15	No	Perdlem + Hotel	In State Conf.	None
	1 Facilities Coordinator		13,395.	12/15	No	Perdlem + Hotel	In State Conf.	None
Sand Point	All Admn. positions held by	Supt.						
Sitka	1 Fed. Program Director							
	1 Special Ed. Director	47,071	53,661	206/	No	\$75.00 Perdlem	Travel to State	See Spec. Ed. Director
	1 Bilingual Director							
	1 Voc. Education Director	40,954	60,743	206/		\$75.00 Perdlem	Travel to State	See Spec. Ed. Director
Skagway	NONE							

A	B C	D	E	F	G	H	I	K
Southeast Island	Asst. Supt. Business Manager Facilities Coord.	53,679 33,000 42,000		220/ 12/ 12/	No No No	W/Supt Approval No No	W/Supt Approval Same as Teachers Same as Teachers	Same benefits as teachers
Southwest Region	1 Asst. Supt. 1 Admin. Assistant Fed. Program Dir. Curric. Director Spec. Ed. Dir. Voc. Educ. Dir. Elem. Curric. Coord. Bilingual Dir. Business Manager Facilities Coord Dir. of Instruction		65,000 34,612 46,842 51,952   47,409 62,000 48,500	12/30 12/24 210/ 210/   12/30	Yes       Yes Yes Yes		ASUO Meeting	Housing Subs./Car Stipend  See Fed. Prog. Dir. See Curric. Dir. Housing Subs. Housing Subs./Vehicle Stipend Housing Subs./Vehicle Stipend Housing Subs./Vehicle Stipend
St. Marys	Asst. Superintendent Bilingual Director Business Manager Facilities Coord.	50,000 29,790 31,719 50,000		200/ 240/ 230/ 200/	No No No No	No No	Yes Yes Yes Yes	
Unalaska	1 Fed. Prog. Coord.	COMBINED	WITH TEACH	ER /				
Valdez	1 Curriculum Director 1 Business Manager 1 Facilities Coord.	38,248 52,783 52,783	57,372 75,732 75,732	200/12 240/ 240/				
Wrangell	NONE							
Yakutat	1 Admin. Assistant	45,000		204/2	No	No	State	
Yukon Flats	1 Assistant Supt. 2 Admin. Assistant 1 Fed. Program Dir. 1 Curric. Director 1 Special Ed. Director 1 Business Manager 1 Facilities Coordinator	52,500 23,000 32,000 47,000 37,700 47,000 Independ.	23,690	260/30 220/ 220/ 260/24 220/ 260/24	Added Life	None	State & Natl Travel Trv./1 State Mtg. State Conferences State Conferences State Conferences State Conferences	10 Day Professional leave

A	B	C	D	E	F	G	H	I	K
Yukon/Koyukuk									
	1	Asst. Superintendent	61,431	N/A	260/Y	N	Hotel & Meals	Dues & Travel Exp.	Exp Acct \$150/mo
	1	Special Programs Coord.	45,389	N/A	210/Y	No	Same	Trv. to State Mtgs	None
	1	Voc. Education Director	56,775	N/A	260/Y	N	Same	Same	None
	1	Business Manager	56,775	N/A	260/Y	N	Hotel & Meals	Travel & Expenses	None
	2	Special Asst.	52,992	N/A	210/Y	N	Same	Same	Same
	1	JOM/IEA Coord.	43,228	N/A	200/Y	N	Same	Same	Same
	1	Dir. Admin. Services	56,775	N/A	260/Y	N	Same	Same	None
	1	Program Dev. Spec.	40,775	N/A	200/Y	N	Same	Same	Same

## MIDDLE MANAGEMENT

Below are the page headings for the Middle Management Survey on the next few pages.

- A Name of School District
- B Number of employees
- C Position/Title
- D Base Salary
- E Top Salary
- F Days on contract/vacation days
- G Insurance benefits not provided to teachers
- H Expenses other than travel paid by district
- I Professional development paid by district
- K Other benefits not listed but provided

A	B C	D	E	F	G	H	I	K
Adak	1 H.S. Principal	45,000	52,000	220/50	X		State	Annuity Programs
	1 Elem. Principal	45,000	52,000	220/50	X		State	Same
	1 Director of Reading	Reg. Sal.	+ \$500.00	188/		Some	State	Annuity Program
Alaska Gateway	2 High School Principal		51,000	190/2	N	N	N	None
	Principal/Teacher	24,706+	44,718+	190/2	N	N	N	None
Aleutian Region	No Middle Management Positions							
Anchorage	8 High School Principal	51,345	58,627	222/10	No	No	No	Mileage - \$70/mo or 35¢/MI
	28 Asst. High School Principal	45,103	52,083	207/6	No	No	No	Same
	53 Elementary Principal	43,828	50,749	197/5	No	No	No	Same
	8 Jr. High School Principal	46,377	53,419	207/7	No	No	No	Same
	4 Asst. Jr. High School Prin.	43,010	50,014	197/5	No	No	No	Same
	17 Interns	22,010	41,380	182/2	No	No	No	Same
Annette	1 High School/Jr. High Prin.	54,880		225/30	Yes	Car Rental	Yes	
	1 Elem. Principal	50,930		225/30	Yes	Car Rental	Yes	
Bering Strait	4 High School Principal	44,156	52,886	220/	No	Hotel/Food	Travel/Perdiem	
	10 Principal/Teacher	28,054	35,386	190/	No	Same	Same	
Bristol Bay	High School Principal			220/	No	Hotel + Perdiem	State Meetings	
Chatham	1 High School Principal	40,000	40,000	190/	No	\$85.00 Perdiem	As approv. by Supt.	
Chugach	2 Principal/Teacher	20,905	38,670	205/0				
Copper River	2 High School Principal	48,000	55,440	210/	N	N	Yes	None
Coriova	1 High School Principal			210/2	No	\$60/mo Mileage	State Meetings	
	1 Elementary Principal			210/2	No	\$50/mo. Mileage	State Meetings	
Craig	No Middle Management Positions							
Delta/Greely	1 H.S. Principal	57,283		230/6	No	No	National Association	of Secondary Principals
	1 Asst. H.S. Principal	45,245		208/2	No	No		
	1 Jr. High Principal	53,087		220/4	No	No	National Association	of Secondary Principals

A	B	C	D	E	F	G	H	I	J
Dillingham		High School Principal	55,000	-----	220/5	No	No	State & National	2 dy Pers. Leave & Tuition
		Elementary Principal	52,000	-----	220/5	No	No	State & National	Same
Fairbanks	5	High School Principal	49,267	58,496	213/5	No	Trv/Htl & Pdm	Princ. Conf.	None
	8	Asst. High School Prin.	44,917	54,450	198/5	No	Same	Same	None
	14	Elem. Principal	43,245	52,855	198/5	No	Same	Same	None
	2	Jr. High Principal	46,242	55,733	203/5	No	Same	Same	None
	2	Asst. Jr. High Principal	41,689	51,296	198/5	No	Same	Same	None
1	Alt. High School	41,689	51,296	198/5	No	Same	Same	None	
Galena	1	High School Principal	55,000	55,000	220/0	N/A	N/A	N/A	
Haines	1	High School Principal		52,600	197 dy/			Annual AASSP	
	1	Elem. Principal		54,900	197 dy/			AAESP	
Hoonah		H.S. Principal	42,000		200/	Yes	Act 1	State/national	
		Elem. Principal	42,500		207/	Yes	Actu 1	State/national	
Hydaburg		High School Principal	35,000	38,000	187/0	N/A		Sm Schools Conf.	
Iditarod Area	10	Principal/Teacher	30,125	51,256	190/	Same	N	N	None
Juneau	1	High School Principal	53,700	57,700	220/		\$100/mo Car	\$1,000/yr	Full cost of Physical
	1	Asst. High School Principal	50,700	54,700	220/		Same	Same	Same
	5	Elementary Principal	50,700	54,700	220/		\$60-\$100/mo Car	Same	Same
	2	Jr. High Principal	52,200	56,200	220/		\$80-90/mo Car	Same	Same
	2	Asst. Jr. High Principal	49,200	53,200	210/		Same	Same	Same
	1	Special Educ. Director	53,700	57,700	220/				
	1	Fed. Programs Coord.	47,700	51,700					
	1/2	Alt. High School	47,700	51,700	210/		\$60/mo Car		
	1/2	Activities Director	50,700	54,700	210/		\$50/mo Car		
1/2	Bilingual Director	44,700	48,000	193/		\$120/mo Car			
Kake		High School Principal	43,426		220/10	No	No	No	
		Elementary Principal	45,199		230/10	No	No	No	
Kenai	4	High School Principal	48,500	57,449	210/3	0	0	Yes	
	3	Asst. High School Principal	47,300	49,496	210/3	0	0	Yes	
	7	Elementary Principal	48,600	52,908	210/3	0	0	Yes	
	2	Jr. High Principal	48,100	52,346	210/3	0	0	Yes	
	3	K-12 Principal	48,030	51,246	210/3	0	0	Yes	
	1	Head Teacher	51,077		196/3	0	0	Yes	
	3	Teaching Principal	46,247	51,371	196/3	0	0	Yes	
	5	Teacher-In-Charge	34,384	43,713	190/3	0	0	Yes	

A	B C	D	E	F	G	H	I	K
Ketchikan	1 High School Principal	62,280		207/	100% Med/Life	No	No	No
	1 Asst. High School Principal	54,119		207/	Same	No	No	No
	3 Elem. Principal	54,119		197/	Same	No	No	No
	1 Jr. High Principal	58,415		207/	Same	No	No	No
	1 Alt. High School Princ.	52,830		197/	Same	No	No	No
King Cove	High School Principal	55,000	55,000	210/60	No	No	No	
Klawock	1 District Principal	45,000				No		
Kodiak	1 High School Principal	47,500	53,500	203/6	No	No	\$300/yr Prof Dues	Car allow/Tuition/Physical
	1 Asst. High School Principal	44,000	50,000	198/6	No	No	Same	Same
	3 Elementary Principal	44,000	50,000	198/5	No	No	Same	Same
	1 Jr. High Principal	45,000	51,000	198/5	No	No	Same	Same
	2 Village Prin. & Teacher	43,000	48,000	198/5	No	No	Same	Same (largest Village)
1 Village Area Principal	46,000	51,500	198/5	No	No	Same	Same	
Kuspuk	2 Principal (on site)	29,268	57,912	200/			State Conference	
	1 Admin Asst/Principal	29,268	57,912	200/				
Lake & Peninsula	2 Area Principals			210/0	N	N	N	None
	14 Principals	29,727	59,248	191/0	N	N	N	None
Lower Kuskokwim	14 High School Principal	48,972	72,007	210/	N		As approved by Supt.	
	2 Elem. Principal	48,972	64,056					
	1 Asst. Elem. Prin.		44,049	210/	N	N	As approved by Supt.	
Lower Yukon	11 Principals (All Schools)	38,841	60,592	198/0		No	Prof. Conf & Travel	None
Nat Su	High School Principal	49,216	53,787	213/0	No	Assoc Dues	Yes, all	ESC, WC, IRS, SI
	Asst. High School Principal	43,988	48,559	208/0	Same	Same	Same	Same
	Elementary Principal	42,681	47,251	203/0	No	Same	Same	Same
	Asst. Elem. Principal	42,681	43,823	198/0	No	Same	Same	Same
	Jr. High Principal	45,295	49,866	208/0	No	Same	Same	Same
	Asst. Jr. High Principal	42,681	43,823	302/0	No	Same	Same	Same
	Head Teacher	\$589 per	Teacher	198/0	No	Same	Same	Same
	Teacher-in-Charge	\$589 per	Teacher	198/0	No	Same	Same	Same
Denana	1 K-12 Principal		49,000	215/3	N	N	State Conf.	
None	1 High School Principal		56,832	220/			State & Natl Confer.	
	1 Asst. High School Prin.		48,059	205/			State Conference	
	1 Elementary Principal		54,450	220/			State & Natl Conf.	

A	B C	D	E	F	G	H	I	K
North Slope	H.S. Principal		60,000	245/12	No	None	Yes	None
	Asst. H. S. Principal		50,000	245/12	No	None	Yes	None
	Elem. Principal		60,000	245/12	No	None	Yes	None
	Asst. Elem. Principal		50,000	245/12	No	None	Yes	None
Pelican	No Middle Management Positions							
Petersburg	1 High School Principal	50,948		200/15	No	No	No	
	1 Elementary Principal	48,474		200/15	No	No	No	
Pribilof Island	1 K-11 Principal	50,379		210/0	No	(1) Prof Dues	State & Natl Conf.	30% rent & all fuel paid
Railbelt	2 High School Principal		53,000	208/0	No	Per diem + Hotel		
	2 Principal Teacher	26,982	46,951	190/0	No	Per diem + Hotel		
S.E. Island	No Middle Management Positions							
Sand Point	No Middle Management Positions							
Sitka	1 High School Principal	51,037	58,490	206/	No	75.00 per diem	State/Natl Conf	
	1 Asst. High School Principal	46,388	52,882	201/	No	\$75.00 Per diem		
	3 Elem. Principal	48,012	56,344	206/	No	\$75.00 Per diem	State/Natl Conf.	
	1 Asst. Elem. Principal	45,929	52,358	201/	No	\$75.00 Per diem		
Skagway	Elem/High School Principal		43,500	200/	No	No	Yes	Membership in Association
Southwest Region	3 High School Principal	50,000	52,000	216/7	No	No	No	No
St. Marys	No Middle Management Positions							
Unalaska	1 K-12 Principal	59,190		220/3	No	No	State & Natl Conf.	None
Valdez	1 H.S. Principal	45,227	65,785	215/12				
	2 Elem. Principal	42,168	62,248	210/12				
	1 jr. High Principal	42,168	62,246	210/12				
Wrangell	1 High School Principal	47,587	47,587	205/14	No	Directed Travel	State and National	None
	1 Elem. Principal	47,587	47,587	205/14	No	Directed Travel	State and National	None

A	B C	D	E	F	G	H	I	K
Yakutat	1/2 Asst. High School Principal	45,000		194/2	No	No	AASSP & State Conf.	None
	1/2 Elem. Principal	45,000		204/2	No	No	State Conf	None
Yukon Flats	K-12 Principal	47,000		220/			State Conference	
Yukon/Koyukuk	2 Principal	52,992	N/A	210/	No	Hotel & Meals	Regis Fees & Travel	
	1 Area Principal	52,992	N/A	210/	No	(Actual Amt.)	to State Mtgs with	Supt. approval for travel

## NON-CERTIFICATED

Below are the page headings for the Non-Certificated Salaries and Benefits Survey on the next few pages.

- A District name
- B Position/Title
- C Minimum Salary
- D Maximum Salary
- E Number of salary steps
- F Number of employees
- G Hours worked per week
- H Number of paid holidays and paid leave days combined
- I Number of paid sick leave days
- J Medical Insurance paid by district
- K Life Insurance paid by district
- L Other benefits

NOTE: In columns J & K  
EO = Employee only  
EF = Employee and Family

A	B	C	D	E	F	G	H	I	J	K	L	M
Adak	Head Custodian	11.00	12.65	5	1	0/C	36	2	12	No	No	Paid Holidays
	Custodian	8.95	10.51	5	5	4	36	2	12	No	No	Same
	Supt. Secretary	10.55	12.15	5	1	7.5	48	2	14	Yes	Yes	Same
	C.O. Secretary	9.20	10.75	5	1	7.5	48	2	14	Yes	Yes	Same
	Prin. Secretary	9.10	10.65	5	1	7.5	36	2	12	Yes	Yes	Same
	Receptionist	8.95	10.50	5	1	4.5	36	2	12	No	No	Same
	Clerk I	8.75	10.30	5	1	4.5	36	2	12	No	No	Same
	Clerk II	8.75	10.30	5	1	7.5	36	2	12	Yes	Yes	Same
	Accountant	10.70	12.35	5	1	7.5	48	2	14	Yes	Yes	Same
	Bookkeeper	9.40	11.10	5	1	7.5	48	1	14	Yes	Yes	Same
	Teacher Aide I	8.75	10.30	5	4	4.5	36	2	12	No	No	Same
	Teacher Aide II	8.95	10.50	5	2	4.5	36	2	12	No	No	Same
	Cook I	9.10	10.65	5	1	7.5	36	2	12	Yes	Yes	Same
	Cook II	7.25	8.75	5	1	5.5	36	2	12	No	No	Same
	Dishwasher	7.00	8.50	5	1	3	36	2	12	No	No	Same
	Lunchroom Monitor	7.00	8.50	5	2	2.5	36	2	12	No	No	Same
	Cafeteria Cashier	5.40	6.80	5	1	4.5	36	2	12	No	No	Same
	Maintenance	11.00	12.65	5	1	4	36	2	12	No	No	Same
	Comm. Ed. Aide	7.25	8.75	5	2	4	36	2	12	No	No	Same
	Bus Driver	10.90	12.55	5	4	4	36	2	12	No	No	Same
	Bus Monitor	6.20	7.65	5	3	1	36	2	12	No	No	Same
Alaska Gateway	Head Custodian	11.84	13.31	3		8		2	Yes	Yes	E0	
	Secretary I	12.35	13.85	3	1	8		2	"	"	"	
	Secretary II	11.84	13.31	3	2	8		2	"	"	"	
	School Secy.	10.80	12.27	3	2	8		2	"	"	"	
	Accountant	12.35	13.85	3	1	8		2	"	"	"	
	Purch. Accountant	11.84	13.31	3	1	8		2	"	"	"	
	Teacher Aide	10.80	12.27	3	12	4		2	No	No	No	
	Maintenance	35,000			1				Yes	Yes	E0	
Aleutian Region	Custodial Wkr I	9.84	13.36	10	1	24	36	6		E0	E0	
	Custodial Wkr II	11.23	15.24	10	3	38	36	18		"	"	
	District Secretary	13.54	18.72	10	1	40	52	23	16	"	"	
	Stud. Records Spec.	13.54	18.72	10	1	40	52	23	16	"	"	
	Bus/Finance Spec	13.54	18.72	"	"	"	"	"	"	"	"	
	Admin. Support Spec.	13.54	18.72	"	"	"	"	"	"	"	"	
	Clsrm Inst. Aide II	11.87	16.26	10	3	65	36	18		"	"	
	Maint. I	13.54	18.72	10	3	69	36			"	"	
	Comm. Educ. Assoc.	41,275			1	40	52	26	16	"	"	
	Aleut Lang. Assoc.	27,385			1	40	44	16	15	"	"	