

ALASKA LEGISLATURE COMMITTEE FILES 1981-1982 86/2

1747 HLC 2/26/82 HB 634 - 3/1/82 HB 704

Members present were: Representatives Martin, Bylsma, Rogers, and Randolph. Rep. Gardiner was absent. The committee hearing was teleconferenced statewide. The committee schedule called for the consideration of HB 634.

Number 009

L. AMES LUCE, attorney and pilot, chairman of Alaska Action Trust (a consumer rights group), Anchorage, said the problem of high insurance rates results from the safety record of air taxis. He introduced a National Transportation Safety Board study, AAS 83, "Air Taxi Safety in Alaska". He said the study shows that there are 500% more accidents caused in Alaska, per hours flown, than in the Lower 48, and 200% more deaths. Luce said the FAA compiled statistics, which showed that 14 Alaska operators were responsible for 48 of 81 accidents. He gave the names of specific operators he said were causing most of the accidents. (Luce gave copies of the study to the committee; these are available for inspection from the committee.) Luce said that northwest bush communities have repeated problems with air safety. He felt that eliminating these operators would probably reduce insurance rates by fifty percent. Luce said that the effect of HB 634 would be to deprive the consumer public from compensation. He said it would probably discriminate against Alaska Natives in the Bush. Luce said the bill would not promote air safety or affect insurance rates. He said it would help subsidize major intrastate carriers by permitting them to be self-insured. Luce thought the bill was probably unconstitutional, and did not address the air safety problem.

Number 122

Rep. Rogers said some of Luce's arguments were valid--eg, safety--but to say the bill discriminates against Natives is questionable. Rogers said the bill, if anything, would discriminate against all residents of that part of the state. Rogers also felt that eliminating the operators that Luce said were causing most of the accidents does not address the question. Rep. Rogers felt it is difficult to fly in some areas of the state, and said that air commerce, in some areas of the state, may be an inherent risk. Rogers asked Luce's

opinion of making excess flight insurance available to consumers; limiting liability except in cases of gross negligence; and going to a system similar to Workers Compensation, with a schedule of liability limits.

Number 171

Luce said he could not respond unless they agreed that the bill actually lowers insurance rates, and Luce did not feel that it did. He said that giving people the option to buy additional insurance did not address the problem, which is high insurance rates. Luce said there are air taxi operators in northwest Alaska that have outstanding safety records, and that study showed a small percentage to be responsible for that area's overall bad safety record. Luce said, in regard to taking a workers compensation approach to liability, that it would reduce the amount of compensation received by the injured or survivors of victims. He said adequate and fair compensation won't be found in a workers compensation-type system rather than the fault system.

Number 227

KENT WOODMAN, representing AOPA and Alaska Airmens Association, (testifying from Washington DC LIO), said he wished to correct some errors in testimony taken at the January teleconference. He said, in regard to testimony by Weir of Alexander and Alexander that raising the limit would raise awards: the insurance company's records would not show a settlement that was for more than the insurance limit. For example, if a pilot settles a case for \$250,000, and the insurance company pays only \$100,000, that \$100,000 will be all the insurance company's records will reflect. Woodman went on to say that, of 18,000 underwriters in Lloyd's, only about 6 will establish a lead in Alaska. He said underwriters are investors; when a broker requests coverage, the underwriter obligates a portion of his reserves. Woodman said that, if Alaska has a \$250,000 limit, those who have needed more coverage previously will buy small policies, which increases the capacity of the underwriters, which reduces the insurance rate. Woodman said, regarding Luce's testimony, that Luce was correct that the bill would not cure the problem, but Woodman

felt it would provide relief from the symptoms. Woodman said the Alaska Aviation Safety Foundation, AOPA, Alaska Airmen, and others are working on safety programs. This bill would prevent carriers from going out of business. Woodman said, regarding Luce's comment that carriers operating in marginal financial situations deserve to go under: that is unjust. Many operators with no accidents still can't get ahead due to the high costs of insurance.

Number 366

Woodman said he is leaning toward a limit lower than \$250,000. He said the purpose of the coverage is not to provide for survivors for the rest of their lives. Woodman said, 1) a liability limit of some sort is required; 2) it must cover all aircraft, not just commercial operators; 3) a proper limit would increase market capacity; and, 4) \$75,000 is the current limit on international travel, and adding an increase for cost of living, \$97,000, more or less, is a reasonable limit. Woodman said only one other state (Colorado) has a similar provision (\$45,000 for wrongful death). He said other states are working on legislation. Woodman said that, constitutionally, the primary difficulty is bodily injury limit. He said a constitutional amendment might get around this. He thought it might be possible to word the legislation to cover medical expenses and make a provision for pain and suffering and defense of claim. Woodman stressed that a bill like this is needed. He said the amounts of claims need to be limited, but it also needs to cover out of pocket costs, reasonable litigation fees, and pain and suffering. Woodman asked Luce if anyone else in his organization is anything but a plaintiff's attorney. Woodman said that all Luce's comments were negative, and that Woodman had never had any input from Luce in support of safety programs.

Number 500

TULINDA DEEGAN, President, Alaska Air Carriers, and Executive Director, Safety Foundation, said that the accident rate in Alaska is not as bad as it seems. She said that, over the past five years, the accident rate has remained steady. She spoke of safety programs being developed, and said

the Association is working on the issue of insurance. Deegan felt the bill would lower premiums. She said the bill has received support from air carriers and private pilots, and opposition from attorneys. She proposed amending the bill to make excess insurance available (she said the Air Carriers will help work toward that); and she said that air carriers agree the limit should not apply to gross negligence; also that attorney's fees should be awarded by the court rather than being on a contingency fee basis.

Number 626

ROBERT JUDY, Van Dusen Air, Inc., Anchorage, felt a limit is imperative. He said the cost of insurance is ridiculous. He was concerned that the cost would force carriers out of business. He said the opposition comes from lawyers. Judy said placing a limit won't increase or decrease the accident rate; this must come from other sources, and should be explored.

Number 669

STEPHAN WILBUR, Vice President, Wilbur's, Inc. (Wilbur's Flight Operations), Anchorage, went over increases in the cost of insurance for his business. He said his operation has one of the best safety records in the state, but that if insurance rates keep rising, he will not be able to stay in business much longer. Wilbur said he supported the bill.

Side B, Number 000

CHUCK LA PAGE, Valdez, said his rates were quadrupled when he went to renew. He said legislation to reduce liability is vitally necessary. He said insurance rates force small operators out, and said he supported the bill.

Number 024

BOB BIELEFFELD, Soldotna, said he had to lower his limits in order to get an affordable premium. He felt private operators and flight schools should be included in the legislation. He said there is no distinction in rates on the basis of safety records. He felt that big operators get lower rates with more coverage than small operators.

Number 042

LINDA SLAEGER, Trailways Flying Service, Soldotna, went over insurance rate increases for the past several years. She said the

rising costs had forced them to fly without hull insurance, to drop seat capacity, and to close operations for the winter because they had to cancel insurance during the winter. She said, because of that, the area has no air service in the winter. She said the situation creates "bandit" air taxi operators, who fly without ratings or insurance. Slaeger noted that Trailways has had no accidents since beginning operations, but the present system will force them to close.

Number 079

CECIL MC CLAIN, Chairman of the Transportation Committee, Sitka Chamber of Commerce, was concerned about rates. He said present rates are having an adverse impact to the point that many can't adequately insure their aircraft. He favored HB 634, but was not sure if the limit was correct; he thought it should possibly be lower. McClain said many people carry their own insurance. If a limit was placed on liability and posted in offices, with a plaque advising travelers that additional insurance is available, then people would be willing to buy additional insurance. He said the traveling public pays the bill for high insurance rates, which tends to decrease the number of people using air services. He said this hurts the traveling public as well as operators. He said relief is needed or there will be a severe impact on flying in the state. McClain urged the bill be adopted.

Number 140

MIKE IVERS, air taxi operator, Yakutat, went over his insurance rates and increases in the past few years. He said he has to fly 150 hours just to pay for the insurance. He wanted any kind of relief, and said he would appreciate anything that could be done.

Number 205

JOYCE GALLEHER, Munz Northern Airlines, Nome, said bush carriers are faced with destructive insurance rates. She said premiums are the biggest single cost for most small carriers. She said these costs are caused by runaway awards for air crash victims. She felt that attorneys and the courts created the problem. She felt the award should go to victims, not attorneys. She strongly endorsed a limit on wrongful death award.

Number 235

JIM ROWE, President, Earing Air, Inc., Nome, said there is only one possible beneficiary in an aircraft accident: the victim's attorney. He said the state requires an operator to carry only \$100,000 insurance. He said the limit would give underwriters more control, and would protect the public. He said subsidies are not needed. If the legislature imposes a reasonable limit of liability, a traveler can decide if he wants unlimited liability or a reasonable limit. If a traveler is aware of the limit and feels it inadequate, he can purchase additional coverage. Rowe strongly supported the bill.

Number 333

MILLARD INGRAHAM, attorney in general private practice in Fairbanks, said he has no direct economic interest in the legislation. He said he opposes the bill; felt it is probably unconstitutional; and opposed it on the basis of policy. He said he is opposed to government intervention to help one group with a problem. He said that, if the government did intervene, their subsidy should not come from another group (namely, widows, orphans, maimed and injured). It should be the obligation of the entire state. He said another problem is that there is no way a consumer could protect himself with additional insurance, as he doesn't think it is available. He said one can buy life or medical insurance, but can't buy liability insurance. Ingraham asked, if air taxis had a limit, what would prevent truckers, doctors, lawyers, and others from doing the same. He said this would set a bad precedent. He added, regarding lawyers being the only group opposing the bill, that only air taxi operators support it. Ingraham recommended another approach to the problem, such as group insurance.

Number 440

PETE HAGGLAND, Haggland Aviation, Fairbanks, said insurance rates are atrocious. He cited an example. He said flying is not as hazardous as it's made out. He pointed out that various organizations are beginning safety programs. He felt there was room for improvement, but said there is definite need for a liability limit.

Number 490

LEE DANIELS, Delta Aviation, Inc.,

Fairbanks, gave a breakdown of his insurance costs on a Cessna 185. He said the general public cannot afford to fly. He said that as utilization of the flight services goes down, the cost goes up. He said if insurance and interest keep going up, the operations must have cheaper maintenance and crews, which will lower safety factors. Daniels said this erodes the industry. He said he is being legislated into an outlaw. Regarding attorneys, Daniels felt their attitude was understandable, as attorneys also oppose deregulation. He agreed that maybe a limit is needed on all liability. People need to take care of themselves rather than depending on the state or the bar association.

Number 620

WILLIAM NELMES, Department of Aviation Technology, Tanana Valley Community College, said it is a good idea to keep operators in business, but beseeched the legislature to promote safety education. He referred to the Alaska Aviation Safety Foundation project.

Number 645

DON COGGER, Alaska Air Guides, Anchorage, said that he has been in business over six years; he has had no accidents or claims, yet his insurance increased 875% in three years. He said people with good safety records should not have to pay for people who have poor records. Cogger said that if air taxi operators are put out of business, the public will suffer. He said he couldn't afford insurance through another winter.

Tape 28, Number 000

DAVE DIAMOND, president and general manager, Southcentral Air, Soldotna, supported the bill. He said it doesn't matter who the broker is, they have a London underwriter. Diamond said there are only 3-5 lead underwriters in London, so there is no competition in the market. He said that premiums have increased drastically. He was forced to drop hull insurance in order to maintain adequate seat liability. He said little or no consideration is given for good safety records.

Number 041

Rep. Bylsma said there has been a subcommittee appointed which will work on the bill next week. He requested written comments.

Number 050

EVERETT LONG, private pilot, Fairbanks, said HB 634 is a step in the right direction, but he felt the limit was too high. He said Alaska law now requires \$100,000 liability limit, and that setting it higher would increase rates. He took exception to excluding costs and attorney's fees. He felt this should be removed from the bill. He could not accept writing a law that protects attorney's fees.

Number 108

CINDY ANDRECHEK, Executive Air Taxi and Charter, Bethel, thanked Kent Woodman for his comments and research. She addressed comments Luce made about Executive Air Taxi and Charter. She said critics of HB 634 look at it as a cure for all the industry's problems. She said that isn't the purpose of the bill. There are steps being taken to address safety through various programs. She said there seems to be a mystique surrounding flying. She said in 1978, the death rate in motor vehicle accidents was four times the rate of aircraft accidents. She said passengers don't discriminate between good and poor operators, they just look at the price, which encourages poor operators.

Number 178

DENNIS GUNDER, Delaire Charter Service, Bethel, said some compensation should be made for those with proven safety records. He felt \$250,000 was a fair limit. He felt doctors, lawyers, etc., should all have liability limits. He felt it only reasonable to have rates comparable to a common carrier in ground transportation.

Number 227

As there was no further testimony to be taken, and no further business to come before the committee, the meeting was adjourned at 3:02 p.m.

Absent:
Gardiner

2/26/82 Teleconf - Air Taxi Ins (HB 634)

1:10

000

009

Intro by Jack by Byloma

~~Call to order~~ Call to order, no concern, but began taking testimony.

Ames Luce, Atty, pilot, Chmn of Alaska Action Trust -
(people concerned w/ consumer rights). ~~From address~~ prob of
high ins vs safety record of air taxis. Intd NTSB study
AAS 83, "Air Taxi Safety in Alaska". Study shows:

1) 500% more accidents caused in Ak per hr flown than
in low 48

2) 200% more deaths

Gen'l aviation 200% & 30%, respectively to above (in Ak)
re People causing prob w/in air taxi industry - ^{FAA} compiled
statistics - 14 operators responsible for 48 of 81 accidents.

(6.5% operators cause 50+ % accidents): (gave names
of specific operators causing accidents) (Committee has
copies of study.) ^{NW} Bush communities ^{have} repeated problems
w/ air safety. Eliminating these operators wd reduce
ins rates probly 50%.

Effect of legisn - deprive consumers public for compensation.
Will discriminate against natives in bush. Will not promote
air safety. Will not affect ins. rates.

will help subsidize major intrastate carriers by
permitting them to be self insured. ~~with~~

Bill probly ~~is~~ unconstitutional. ~~No similar bill ever~~
~~withstood~~

Bill does not address air safety problem.

122

Rogers - said some arguments are valid (safety) - but to say discriminates against natives is questionable: we discriminate, if anything, against all residents of that part of state. Also point abt eliminating operators doesn't address question. ~~that~~ He feels it is difficult to fly in some areas of the state; air commerce in some areas of it may be inherent risk

What abt. Making excess fund ins available to consumers

② limit liability, except in case of gross negligence

③ go to system similar to WC w/ schedule of liability limits.

171 Duce: ~~Doesn't~~ Can't respond unless they agree that bill actually lowers ins rates. He doesn't feel it does.

✱ giving person choice of ins doesn't address problem -- high ins rates.

There are air taxi ops in NW Ok that have outstanding safety record; study shows small %age responsible for bad safety record. Rogers said other ops are paying for the small % of bad operators. Not sure bill answers prob, but wants feelings abt options

206

Duce - WC approach - if this wd low premium, it wd reduce amt of comp rec'd by injured or survivors.

Adequate & fair comp won't be found in WC system rather than fault system.

227 Kent Woodman, (^{testifying in} Wash DC) - AOPA & Ak Curmen's Assoc -
Comments to correct errors int'd in January.

1) Re mat'p int'd by Wein that Alexander² shows settlements at limit; that raising limit wd raise claims. There is problem in that; gave example - if a pilot settles a case for 250,000 & ins co pays only 100,000, that 100,000 will be all ins co records show.

2) Of 18,000 underwriters in Lloyds, only abt 6 will establish a lead in Ak. Underwriters are investors; when broker requests coverage, underwriter obligates portion of reserves.

~~As~~ If Ak has 250,000 limit, those who have needed more coverage previously will buy smaller policies, which increases capacity of underwriters, which reduces ins.

~~Comment to~~

3) Re Rome bar as atty in Jan, ^{Juce} ~~Comments~~

1) correct that bill doesn't cure problem; but it does provide relief fm symptoms. Ak Av Safety Foundn, AOPA, Ak Curmen, & others are working on safety programs. This bill will prevent carriers fm going out of business.

2) Carriers aren't getting rich; bill won't "line pockets" of operators. Will help more stay in business.

3) Carriers operating in marginal fin'l sitns deserve to go under is unjust; many operators w/no accidents still can't get ahead due to high costs.

366

Leaning toward lower limit than \$250,000. Purpose of coverage is not to provide for survivors for the rest of their lives.

- 1) Liability limit of some sort is required.
- 2) Must cover all aircraft, not just comm'l operators
- 3) Proper limit wd increase market capacity
- 4) \$75,000 is current limit on international travel; adding inc for cost of living is 97,000+.

Only one other state (Colo.) has similar provision (45,000 for wrongful death. Other states wkg in region.

^{Constitutionally} primary difficulty is bodily injury limit. Const'l limit might get around this w/ Const'l amendt to st const'n.

~~Support bill anyway.~~ Possible to word legisn to cover medical expenses & make provision for pain & suffering - defense of claim.

Need bill like this; need to limit amts of claims, but also need to cover out of pocket costs, reasonable litigation fees, & pain & suffering.

Asked Dave if anyone else in his orgn in anything but a TP's atty. Also, all his comments negative. Never had any input in support of safety pgms from him.

500 Anchorage:

Tulanda Deegan, Pres, Ak Air Carriers & Exec Dir Safety Foundn.

- 1) accident rate in Ak not as bad as it seems; over past 5 yrs, accident rate remained steady.
- 2) consumer cost - ~~paying~~ 15-20% of fare goes to pay for insurance.
- 3) safety pgms being developed
- 4) Assn wkg on issue of insurance

~~3) limit~~

- 3) There have been similar laws in this state as well as other states
- 4) limit will lower premiums
- 5) ~~opposition~~ support fm air carriers & private pilots, oppn fm attys
- 6) urged anyone interested to send comments to comen.
- 7) prop'd amdmts
 - a) making fees ins avail - air carriers will help work toward that
 - b) air xrs agree limit shd not apply to gross negligence w/ atty fees awarded by ct rather than contingency fees.

626 Anc - Robert Judy, Van Dusen Air Inc -

limit is imperative. Cost of ins is ridiculous. Concerned cost will force carriers out of business. Oppn comes fm lawyers. Placing limit won't lnc or dec accident rate; this must come fm other sources, & shd be explored to reduce accident rate.

Valz
Sold
Swd

669 Anc
Stephan
Steven Wilbur, UP Wilbur's Inc, (Wilbur's Jet Opn). Est'd 20
yrs ago. During preceding 6 yrs, ins costs:

1977 \$90,000

presently, \$165,000 increase

One of best records in state. If trend keeps up (100% inc fm '81 to '82)
wien not be able to stay in business much longer. Support bill.

Bylsma gave committee's address.

720
Side B
008

Valdez: Chuck La Page - rates were quadrupled when
then went to renew. Legislation to reduce liability, vitally
necessary. Ins rates force small operators out. ~~Small ops~~
Supports bill

004 Soldotna

Bob Kulapel (?) - had to low limits to get affordable premium.

Private ops + fct schools shd be included. No distinction
in rates on basis of safety records. Big operators get
low rates w/ more coverage than small operators. ~~Big~~

Seward

042

Linda
~~Andrew~~ Glenn Trailways Flying Svc - began op'g 1978
ins \$5,600/yr for 2 planes. Quoted rate for 1981 - \$15,000 for 1 plane.
Forced them to fly w/o hull ins + drop seat capacity, + to close
operations for winter. Had to cancel ins. Not feasible to stay
open in winter, so area has no air svc. Seth creates "bandit"
ins taxi operators w/o rating or ins. Trailways has had no
accidents since beginning operations. Present system
will force them to close.

079 Sitka

Cecil McLean, Chmn Xptn Comm, ^{Sitka} Chamber of Commerce.

Concerned abt rates. Present rates having adverse impact to point that many can't adequately ins a/c. Favor HB634; unsure if limit is correct. Possibly shd be lower.

Many people carry their own ins; if limit was placed on liability, & posted in offices & plaque advising add'l ins avail, people wd be willing to buy add'l ins. Traveling public pays bill for ins ~~to them~~. Tends to decrease # of using air svc; hurting traveling public as well as operators. Need relief or there will be severe impact on flying in the state. Urge bill be adopted.

140
~~130~~

Petersburg: Ujakutat

Mike Evers

air taxi - ~~also~~ ^{Luce} Lewis said they were one of the risky a/c operators; they had only 1 accident, it was on the ground, no people & involved. Since 1979, ins went up 275%. Have figures ~~for this yr~~. Have to fly 150 hrs just to pay for ins. Want any kind of relief; resents being classed as a high risk. \$33,775-ins for this yr. Wd appreciate anything that cd be done.

205

Nome

Gallagher Munz
Joyce Gallagher - ~~Nome~~ Northern Airlines - bush carriers
faced w/ destructive ins rates. Premiums are biggest
single cost for most small carriers. Costs caused
by runaway awards for air crash victims. Atty
& courts created problem. Award shd go to victims,
not attys. Strongly endorse limit on wrongful death award

235

^{Nome}
Jim Roe, Pres, Bering Air Inc, Nome. Only one possible
beneficiary in a/c accident: victim's atty. State requires
operator to carry only \$100,000. Limit wd give underwriters
more control; wd protect public. Don't need subsidies.
Legislation imposes reasonable limit of liability. Traveler
must decide if he wants unlimited liability or reasonable
limit. If traveler is aware of limit & feels it inadequate,
he can purchase add'l coverage. Re Russ testimony -
how can you fairly compare co operating many a/c
who have 2 accidents w/ an operator w/ only 1 or 2
a/c & 2 accidents.
Bering Air has had no liability accidents. of 5 fatal
accidents in Nome in last 10 yrs, only 2 were Nome
based air carriers; the rest were large air carriers.
Strongly support bill.

Fairbanks

333

Millard Engraham, a Hy-gen'l private practice in Tex -
no direct economic interest in legis. Opposes bill -
publy, unemotl - & opposed on basis of policy. Opposed
to govt intervention to help one group w/ a problem.

If govt did intervene, subsidy shd not come fm another
group (of widows, ^{orphans} maimed, & injured). Shd be obligation
of entire state.

Another prob - no way consumer cd protect himself w/ add'l
ins - doesn't think it's available. Can buy life or medical,
but can't buy liability ins. Spoke of one man he knew of
w/ medical bies for \$100,000. If air taxis get limit, what
wd prevent truckers, drs, lawyers fm doing same - bad
precedent.

Re only lawyers opposing - mainly, only air taxi operators
support it.

~~Shd~~ shd use another approach, such as ^{off} ins.

440 \$5? Tex - Pete ^{Hageland} Hageland, attend Avation - ~~let us~~ ~~remain~~ flying 24
yrs, comm'l 14 yrs. Ins rates atrocious - give example
(Supercut - 2 pass. - \$4250). Flying not as hazardous as it's
made out. Omgns are beginning safety pgms. Room for
improvement, but definitely need liability limit

76x

490 Lee Daniels, Delta Aviation Inc - breakdown on costs

C185

hourly breakdown based on 500 ^{hours} _{or} ^{per} year

	1976	1981	
Aircraft	21.12	59.82	+36.8%
ins	4.60	26.24	+94%
eng reserves	5.66	7.33	6%
maint	2.50	6.00	29%
crew wages	15	30	
fuel	<hr/>		10%

~~By 1985~~ General public can't afford to fly. As utilization goes down, cost goes up. If ins & interest keeps going up, must have cheaper maintenance & crews, which ~~also~~ brings safety down. Erodes industry. Being legislated into an outlaw. Re atlys - understandable; atlys also opp'd to de-regn, ins. cap - ~~substantial~~ agrees maybe we need to put limit on all liability. People need to take care of themselves rather than depending on state or bar assn

620 ^{Neilmes} William Knowles, ^{Dept of Aviation Tech.} Tanana Valley Comm College

Good idea to keep operators in business, but beseeched legis to promote safety education. Ref'd At Aviation Safety Foundation project.

645 Anc:

Don ^{Cogger} ~~Cotter~~, At Air Guides - ~~people getting~~ in business over 6 yrs, no accidents or claims, increase of 875% in 3 yrs. inc in liability 601%. No accidents. People w/ good safety records shd not have to pay for people who don't. If put air taxi ops out of business, public will suffer. Can't afford ins through winter.

~~710~~
Tape 2
Side A

~~Scanned~~

Soldotna -

^{Diamond} Dave ~~Dymon~~ - pres & gen mgr, Southcentral Air - support bill. Doesn't matter who breaks in, London underwrites. Only 3-5 lead underwriters in London; no competition in market.

Premiums have increased drastically. Forced to drop hull ins to maintain adequate seat liability. ditto on no consideration for good safety records.

Bethel
~~Cindy~~ + Dennis Gunder
Cynthia Andrecheck

041 Bylsma said there has been a subcomm appointed; will wk on it next wk; requested written comments.

76x
050 Everett Long, Esther - private pilot for self. 634 step in right direction; doesn't agree w/ limit - too high.
OK law requires \$100,000 limit now; setting higher will increase rates. Takes exception to including costs & atty fees. This shd be removed from bill. Can't accept writing law that protects atty fees.

~~050~~ Bethel:

108 Cindy Andrecheck - thanked Woodman for comments & research. Addressed Luce's comments on Epic Charter Svc (placed them in bad risk category) - had only 2 accidents - one was 1st injury in 5 yrs, is pending claim & has not affected rates to date. Past rates have increased over 600%. ~~See file~~

Critics of 634 look at it as cure for all industry's problems: doesn't & won't supposed to do that. There are steps being taken to address safety th/ various prgms. High priority. Seems to be mystique surrounding flying flying.

1978 death rate in MV accidents 4 times the rate of A/C accidents. Passengers don't discriminate bet good & poor operators, they just look at price, which encourages poor operators.

Delair's Charter Service

178 Dennis Gunders, Bethel, air taxi operator:

Some compensation shd be made for those w/ proven safety record.
\$250,000 is fair limit. Drs, lawyers, etc, shd all have
liability limits. Only reasonable to have rates comparable to
common carrier in ground xpts.

~~215 217~~

227 3:02 Mtg adjourned

LABOR & COMMERCE COMMITTEE
DAILY COMMITTEE HEARING

Date: 2/26/82

Place: _____

<u>Members</u>	<u>Present</u>	<u>Absent</u>	<u>Time Arrived</u>	<u>Time Left</u>
Rep. B. Bylsma, V. Chair	✓		1:01	
Rep. D. Randolph	✓		1:18	2:52
Rep. B. Rogers	✓		1:12	2:59
Rep. T. Gardiner		✓		
Rep. T. Martin, Chair	✓		12:58	2:59

Subject Matter:

House Bill No. 634 _____

Senate Bill No. _____

Special Orders:

2/26/82 Teleconference Participants

HB 634

Air Taxi Insurance

MSG 82-00010585 PRTY 1 02/26/82 12:52:00 ORIG: L500 IN= 0009 OUT= 00035
FROM: FALEEN, SITKA
TARGET: LIES SUBJ: AIR TAXI SERVS T/C
10: JUN MODERATOR
PAGE 00001

CECIL MCCLAIN, GREATER SITKA CHAMBER BOX 148, SITKA, AK, 747-6976 -TESTIFYING
KRIS FUNK, CHAMBER OF COMMERCE, BOX 658, SITKA, AK, 747-8604 - OBSERVER
WE ARE EXPECTING MORE.

NEXT MSG U/R/S PREV MSG U/R/S RESEND CANCEL
MSG 82-00010586 PRTY 1 02/26/82 12:55:57 ORIG: LA04 IN= 0004 OUT= 00006
FROM: CANTY/ANCHORAGE
TARGET: LIES SUBJ: AIR TAXI T/C
10: JACK JUNEAU T/C
PAGE 00001

PARTICIPANTS:
TULINDA DIEGAN/PRESIDENT - ANCHORAGE CARRIERS
ROBERT E. JUDY/SWAN DUSEN AIR INC.
PEGGY CARRELL/AAK TRAVEL AIR
ALBERT LINDEMUTH/QUEFFORD AVIATION, INC. & MOBILE WESTERN AIRLINES, INC.
STEPHAN A. WILMAK/WILBURS FLIGHT OPERATIONS

NEXT MSG U/R/S PREV MSG U/R/S RESEND CANCEL
MSG 82-00010592 PRTY 1 02/26/82 12:58:48 ORIG: LN09 IN= 0004 OUT= 00007
FROM: NONE
TARGET: LIES SUBJ: HB 634 AIR TAXI INSURANCE
10: JUNEAU T/C
PAGE 00001

NONE HAS TWO PARTICIPANTS AT THIS TIME.
JUICE CALLENER HUNZ NORBERT/HERN AIRLINES P.O. BOX 750 NONE, AK
JIM ROBE BERING AIR NONE, AK
IF I HAVE ANY MORE, I WILL SEND NAME OR NAMES.

NEXT MSG U/R/S PREV MSG U/R/S RESEND CANCEL
MSG 82-00010593 PRTY 1 02/26/82 12:57:07 ORIG: LF00 IN= 0003 OUT= 00005
FROM: DEBRIE/FDJA
TARGET: LIES SUBJ: AIR TAXI T/C
10: JUNO LTN
PAGE 00001

ONE PARTICIPANT SO FAR, BUT EXPECTING MORE:
1, HILLARD INGRAHAM, 1915 LAURENCE ST., D 33, FBX, AK 456-2157
WE ALSO HAVE 3 OBSERVERS.

NXT MSG U/R/S _ PREV MSG U/R/S _ RESEND _ CANCEL _

MSG 82-00010597 PRTY 1 02/26/82 12:59:38 ORIG: LA04 IN= 0005 OUT= 0009
FROM: CANDY/ANCHORAGE TO: JACK JUNEAU T/C
TARGET: LJE5 SUBJ: AIR TAXI T/C PAGE 0001

PARTICIPANTS:

TULINDA DEEGAN/PRESIDENT AK AIR CARRIERS
ROBERT E. JUDY/VAN DUSEN AIR
ALBERT LINDEMUTH/GIFFOR AVIATION
PEGGY CARRELL/AK TRAVEL AIR
STEPHAN WILBUR/WILBURS FLIGHT OPERATIONS

OBSERVER:

RONALD VANASDLEN/AK JOURNAL OF COMMERCE & PACIFIC RIM REPORTER

NXT MSG U/R/S _ PREV MSG U/R/S _ RESEND _ CANCEL _

MSG 82-00010598 PRTY 1 02/26/82 12:59:38 ORIG: LZ00 IN= 0003 OUT= 0010
FROM: MARY/OTZ TO: JACK AND LJHY
TARGET: LJE5 SUBJ: AIR TAXI T/C PAGE 0001

I DON'T EXPECT ANY PARTICIPANTS FOR THE AIR TAXI
T/C. I DID CONTACT THE PEOPLE BUT THEY ARE UNABLE TO
PARTICIPATE. IF THERE ARE ANY CHANGES WILL SENT AN
OMNI.

NXT MSG U/R/S _ PREV MSG U/R/S _ RESEND _ CANCEL _

MSG 82-00010601 PRTY 1 02/26/82 13:05:38 ORIG: LS00 IN= 0010 OUT= 0011
FROM: FALFENE/SITKA TO: JUN MODERATOR
TARGET: LJE5 SUBJ: AIR TAXI INSURANCE T/C PAGE 0001

DALE MONTGOMERY, BOX 2305, SITKA, AK, 747-8075 OBSERVER

NXT MSG U/R/S _ PREV MSG U/R/S _ RESEND _ CANCEL _

MSG 82-00010604 PRTY 1 02/26/82 13:14:34 ORIG: LF00 IN= 0004 OUT= 0012
FROM: DEBBIE/FBX TO: JACK/JUNO
TARGET: LJE5 SUBJ: AIR TAXI INSURANCE 2/26/82 PAGE 0001

PARTICIPANTS CO. T

2. PETE HAGGLAND, BOX 81464, FBX, AK 99701 479-6737
3. LEE DANIELS, DELTA AVIATION

NXT MSG U/R/S _ PREV MSG U/R/S _ RESEND _ CANCEL _

MSG 82-00010605 PRTY 1 02/26/82 13:12:06 ORIG: LN00 IN= 0005 OUT= 0013
FROM: ROB/NOME TO: JUNEAU T/C
TARGET: LJE5 SUBJ: T/C PARTICIPANTS PAGE 0001

NOME HAS TWO PARTICIPANTS AND ONE OBSERVER.

BILL WELLBORNE (OBSERVER) KNOM RADIO NOME, AK
JOYCE GALLEHERMUNZ NORTHERN AIRLINES BOX 790 NOME, AK
JIM ROWE BEARING AIR INC. BOX 1650 NOME, AK
EOM.

NXT MSG U/R/S _ PREV MSG U/R/S _ RESEND _ CANCEL _

MSG 82-00010607 PRTY 1 02/26/82 13:11:41 ORIG: LB00 IN= 0002 OUT= 0014
FROM: WNLJY IN BETHEL TO: JACK
TARGET: LJE5 SUBJ: PARTICIPANT IN BETHEL PAGE 0001

IF HAVE ONE PARTICIPANT HERE IN BETHEL

EXECUTIVE CHAIRMAN SERVICE
(BBB IN NOME: SPECIAL HI TO JOYCE, THANKS WALLY)

NXT MSG U/R/S _ PREV MSG U/R/S _ RESEND _ CANCEL _

MSG 82-00010611 PRTY 1 02/26/82 13:15:23 ORIG: LJ01 IN= 0006 OUT= 0015
FROM: LINDA IN JUN FOR DEE SOLDOTNA TO: JACK (SMILING)
TARGET: LJES SUBJ: PARTICIPANT 2/16 AIR TAXI T/C PAGE 0001

SOLDOTNA HAS THE FOLLOWING PARTICIPANT:
JOHN STOEHNER ARTIC AVIATION INC. MAY OR MAY NOT WISH TO SPEAK.

NXT MSG U/R/S _ PREV MSG U/R/S _ RESEND _ CANCEL _

MSG 82-00010614 PRTY 1 02/26/82 13:18:50 ORIG: LK00 IN= 0007 OUT= 0016
FROM: RONNIE/KETCHIKAN TO: JUNEAU TELECONFERENCE
TARGET: LJES SUBJ: AIR TAXI T/C PAGE 0001

I WAS EXPECTING TWO PERSONS FOR THIS AFTERNOON'S T/C RE. AIR TAXI BUT
SO FAR NO ONE HAS SHOWN. WILL LET YOU KNOW IF THEY DO. EDM/BCP

NXT MSG U/R/S _ PREV MSG U/R/S _ RESEND _ CANCEL _

MSG 82-00010615 PRTY 1 02/26/82 13:19:40 ORIG: LA04 IN= 0007 OUT= 0017
FROM: CANDY/ANCHORAGE TO: JACK JUNEAU T/C
TARGET: LJES SUBJ: AIR TAXI INSURANCE T/C PAGE 0001

ADDITIONAL PARTICIPANTS:
DON COGGER/AK AIR GUIDES

NXT MSG U/R/S _ PREV MSG U/R/S _ RESEND _ CANCEL _

MSG 82-00010620 PRTY 1 02/26/82 13:25:14 ORIG: LJ01 IN= 0008 OUT= 0018
FROM: GAIL JUN T/C TO: JACK
TARGET: LJES SUBJ: H LABOR & COMMERCE T/C 2/26 AIR TAXI PAGE 0001

DEE IN SOLDOTNA HAS ANOTHER PARTICIPANT FOR THIS TELECONFERENCE. HIS
NAME IS DAVE DIAMOND AND HE IS WITH CENTRAL AIR.

NXT MSG U/R/S _ PREV MSG U/R/S _ RESEND _ CANCEL _

MSG 82-00010622 PRTY 1 02/26/82 13:26:54 ORIG: LS00 IN= 0011 OUT= 0019
FROM: SITKA TO: JUNEAU MODERATOR
TARGET: LJES SUBJ: AIR TAXI INSURANCE T/C PAGE 0001

OBSERVING:
WADE COTHRAN, BOX 4340, MT. EDGECOMB, AK, 99835
TOTALS:
1 WITNESS (NOCLAIN)
3 OBSERVERS

NXT MSG U/R/S _ PREV MSG U/R/S _ RESEND _ CANCEL _

MSG 82-00010638 PRTY 1 02/26/82 13:46:36 ORIG: LA04 IN= 0009 OUT= 0021
FROM: CANDY/ANCHORAGE TO: JACK JUNEAU T/C
TARGET: LJES SUBJ: AIR TAXI INSURANCE T/C PAGE 0001

TROUBLE WITH OUR OMNIS - IN CASE YOU DIDN'T GET OUR ADDITIONAL PARTICIPANT:
DONN COGGER/AK AIR GUIDES

NXT MSG U/R/S _ PREV MSG U/R/S _ RESEND _ CANCEL _

MSG 82-00010639 PRTY 1 02/26/82 13:54:02 ORIG: LS00 IN= 0012 OUT= 0022
FROM: THERESA IN SITKA TO: JUN/MODERATOR
TARGET: LJES SUBJ: AIR TAXI INS. T/C PAGE 0001

WE ONLY HAVE ONE PERSON HERE TO TESTIFY HE HAS ANOTHER ENGAGEMENT CAUSING HIM TO HAVE TO LEAVE EARLY. WOULD IT BE POSSIBLE FOR OUR TESTIMONY TO BE HEARD NEXT OR CLOSE TO IT?

NXT MSG U/R/S _ PREV MSG U/R/S _ RESEND _ CANCEL _

MSG 82-00010647 PRTY 1 02/26/82 14:10:51 ORIG: LF00 IN= 0005 OUT= 0023
FROM: DEBBIE/FBX TO: JACK/JUNO
TARGET: LJE5 SUBJ: AIR TAXI T/C 2/26/82 PAGE 0001

WE HAVE A FOURTH PARTICIPANT:
WILLIAM G. NELMES. TANANA VALLEY COMMUNITY COLLEGE, DEPT. OF AVIATION TECH.

NXT MSG U/R/S _ PREV MSG U/R/S _ RESEND _ CANCEL _

MSG 82-00010648 PRTY 1 02/26/82 14:11:01 ORIG: LB00 IN= 0004 OUT= 0024
FROM: WALLY IN BETHEL TO: JACK
TARGET: LJE5 SUBJ: ADDITIONAL PARTICIPANT IN BETHEL PAGE 0001

IN ADDITION TO CINDY ANDRECHECK WE HAVE;
DENNIS GUNDER DELAIRE CHARTER SERVICE BETHEL

NXT MSG U/R/S _ PREV MSG U/R/S _ RESEND _ CANCEL _

MSG 82-00010662 PRTY 1 02/26/82 14:39:18 ORIG: LF00 IN= 0006 OUT= 0001
FROM: DEBBIE/FBX TO: JACK/JUNO
TARGET: LJE5 SUBJ: AIR TAXI INSURANCE PAGE 0001

WE HAVE ONE MORE PARTICIPANT WHO JUST ARRIVED:
EVERETT A. LONG

NXT MSG U/R/S _ PREV MSG U/R/S _ RESEND _ CANCEL _

MSG 82-00013273 PRTY 1 03/11/82 12:54:12 ORIG: LA00 IN= 0008 OUT= 0001
FROM: CAROL ANCHU TO: JOAN MATTHEWS, DEL
TARGET: LJHY SUBJ: REQUEST PAGE 0001

DEE IN THE SOLDOTNA ATO HAS ASKED ME TO RELAY THIS INFORMATION ON TO YOU AS HER TERMINAL IS NOT WORKING:

HOUSE L&C TELECONFERENCE - 2/26 - AIR TAXI INSURANCE

PARTICIPANT: BOB BIELEFELD

INCIDENTALLY, WE CERTAINLY APPRECIATE YOUR SENDING BY OMNI THE COMMITTEE SCHEDULE FOR THE COMING WEEK - IT'S VERY HELPFUL TO US. THANKS.

CC: DEE, SOLDOTNA

A LIMIT NEEDED ON AVIATION ACCIDENTS --
NOT THE RIGHTS OF VICTIMS

by L. Ames Luce

(Mr. Luce is a private pilot, being involved in private aviation for a period in excess of twenty years, and having been involved in Alaska aviation since 1966. He is a practicing trial lawyer and a member of the firm of Kelly & Luce, specializing in personal injury and products liability litigation, and has been deeply involved and concerned with all aspects of aircraft safety).

During the last ten (10) days, I, along with all of those in Alaska who are involved in both commercial and private aviation, have been shocked at the news that has confronted us daily regarding aircraft safety in Alaska. Each day as we pick up the newspaper or listen to the news, we are confronted with another assault on our sensitivities and realize the appalling pain, suffering and grief that the aircraft accidents as reported are inflicting upon the lives of fellow Alaskans. A Beaver stalls while attempting a formation take-off at Lake Hood, with devastating injuries to its occupants; a 207 enters a box canyon near Ruth Glacier and all persons involved are killed; a C119 crashes when an engine fire burns off part of the tail, and miraculously no one was injured; a DC4 crashes when an engine fire burns through its wing, with the loss of all occupants; a King Air with 8 on board crashes and all are lost, while making an approach in adverse weather conditions to King Cove; and a 207 is involved in a midair collision with another aircraft near Naknek, and all occupants are lost.

These accidents all have certain commonalities. They involve commercial or air taxi operations, and continue an appalling pattern of poor safety practices, which have been well documented by both private and federal concerns for the past ten years. If the frequency of accidents continues as have occurred so far during this year, I have been assured by personnel at the National Transportation Safety Board that a record will be set - one that no one wants - establishing the worst accident record in Alaska aviation history. We can be assured that our insurance premiums will reflect this experience.

The NTSB has been involved for more than a year in a special study regarding the Air Taxi Operators within Alaska. (See NTSB-AMS-80-3, dated September 16, 1980) This report reveals the following statistics regarding commercial aircraft safety:

- 1) Air taxi operators in Alaska had 15.20 nonfatal accidents per one hundred thousand hours flown. This was over five times the similar nonfatal accident experience in the rest of the United States.
- 2) Air taxi operators in Alaska experienced 2.75 fatal accidents per one hundred thousand hours flown, which was approximately double the fatal accident experience incurred in air taxi operations in the rest of the United States.
- 3) Private or general aviation experience shows that nonfatal accidents occurred in Alaska more than twice as often as in the rest of the United States, and that fatal general aviation accidents occurred

one-third more often in Alaska than in the rest of the United States.

The conclusions that can be drawn from these statistics are that while general aviation in Alaska does not measure up well against its counterpart outside, the air taxi operators' record for safe operation is disastrous, and upon their shoulders must rest the responsibility, in great measure, for the insurance premiums we are required to pay in order to insure ourselves for aircraft operation.

In a recent article in "Air Alaska," Mr. Woodman suggests that the Alaska Air Carriers and Air Taxi Operators are in general agreement that some limits need to be placed upon aviation accident liability recovery, which would thus work to reduce our aviation insurance premiums at the expense of the maimed, the injured and the survivors of those killed in Alaska aviation accidents. The inescapable conclusion from such reasoning is that aviation in general, and air taxi operators in particular, are entitled to be treated differently for their negligent acts than the butcher, the baker or the candlestick maker. This is apparently so because of their inability to prudently and safely operate aircraft within the State of Alaska, and because of this failure, the persons who should bear responsibility are the ones least able to protect themselves - namely, the victims.

Mr. Woodman is right in his conclusion that substantial opposition to such an outrageous proposition will be found in the halls of our legislature. Mr. Woodman further indicates

that "insurance scandal and fraud are big business in other places; we have accomplished it in court as jurors, as plaintiffs and as attorneys". Such a comment by someone presumably as well versed in aviation accident history and causation as Mr. Woodman must have other motivation. This is reflected daily in other insurance industry propaganda, which in effect amounts to institutionalized jury tampering.

Accident awards in Alaska are higher than those experienced outside, but not disproportionately so. They do reflect the difference in Alaska's cost of living, the cost of obtaining medical care, and the general wage earning capacity which is enjoyed by all Alaskans. That awards should thus be greater here than in the lower 48 is not only reasonable but also mandated under our system of jurisprudence. What does not occur, as suggested by Mr. Woodman in his article but subsequently admitted to be a figment of his imagination, are awards of \$250,000 or \$300,000 for the loss of a little toe or finger.

I pay insurance premiums for liability insurance for two aircraft. I have been alarmed at the fact that the premiums have more than doubled in the last three years, since I have never filed a claim and never have been involved in an incident or an accident in my more than 20 years of involvement in general aviation. The insurance underwriters should be required to examine more critically the risks posed by various operators and to place specific requirements upon those who have appalling accident rates and thus constitute poor insurance risks, making them conduct their operations in such a manner as to minimize their accident experience and thus reduce the risk to the general

public for using
industry is perhaps
the poor operators
pilots, and those
maintain their air

All of our in
safety, for no one
aviation benefits
be the next victim
us would wish to
schedule of benefi
which seldom provi
basis for a new be

The common la
men are to be trea
equally responsib
prohibitively high
well understood.

to do so will have
rely upon and use
problem is the ex
in the commercial
of their expertis
must be the leader
problem is solved
with those experie
of the United Sta

their transportation facility. The insurance
is best equipped to weed out and eliminate
those who will not hire experienced Alaska
pilots who have a history of failing to properly
maintain aircraft equipment.

Interests should be directed toward aviation
involvement in either commercial or general
aviation from aircraft accidents - for they might
be. It is difficult to imagine that any of
us have our rights as victims regulated by some
agency as set forth in a compensation board,
which provides a subsistence level of existence or a
beginning for our survivors.

Law has evolved from the principles that all
are created equally, and that all men are to be held
accountable for their actions. The reasons for our
high insurance premiums are well known and
understandable. These problems must be addressed - a failure
to do so will be a calamitous result upon all of us who
rely on aircraft as a means of transportation. The
extremely high aircraft accident rate, specifically
in the commercial sector, and that rate must be reduced. Because
of its size and position, the commercial aviation sector
must adhere to safe operating practices. When this
is done, our insurance premiums will be brought in line
with those paid by others involved in aviation in the rest
of the world.

JUL 16 1981



NATIONAL TRANSPORTATION SAFETY BOARD

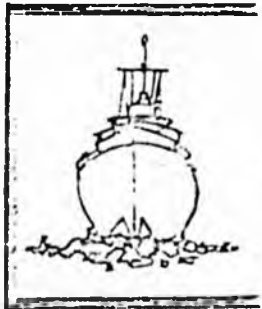

WASHINGTON, D.C. 20594

SPECIAL STUDY

AIR TAXI SAFETY
IN ALASKA

NTSB-AAS-80-3

UNITED STATES GOVERNMENT



TECHNICAL REPORT DOCUMENTATION PAGE

1. Report No. NTSB-AAS-80-3		2. Government Accession No.		3. Recipient's Catalog No.	
4. Title and Subtitle Special Study—Air Taxi Safety in Alaska				5. Report Date September 16, 1980	
				6. Performing Organization Code	
7. Author(s)				8. Performing Organization Report No.	
9. Performing Organization Name and Address National Transportation Safety Board Bureau of Technology Washington, D.C. 20594				10. Work Unit No. 3052	
				11. Contract or Grant No.	
12. Sponsoring Agency Name and Address NATIONAL TRANSPORTATION SAFETY BOARD Washington, D. C. 20594				13. Type of Report and Period Covered Aviation Special Study	
				14. Sponsoring Agency Code	
15. Supplementary Notes					
16. Abstract <p>This report details the results of a National Transportation Safety Board study of air taxi accidents which occurred in Alaska from 1974 through 1978. Accident data from the Safety Board's automated aviation accident data system for that period were analyzed by means of frequency distributions. Safety Board staff also visited Alaska and met with officials of the Federal Aviation Administration, the National Weather Service, the Alaska Department of Transportation and Public Facilities, the Alaska Air Carriers Association, and 17 air taxi operators. The data revealed that the nonfatal air taxi accident rate (per 100,000 flying hours) in Alaska is almost five times higher, and the fatal rate more than double, the air taxi accident rate in the rest of the United States.</p> <p>The Safety Board study concluded that there are three major factors responsible for the high air taxi accident rate in Alaska: (1) the "bush syndrome," (2) inadequate airfield facilities and inadequate communications of airfield conditions, and (3) inadequate weather observations, inadequate communications of the weather information, and insufficient navigation aids.</p> <p>Five recommendations for corrective action were made to the State of Alaska, four to the Federal Aviation Administration, and one to the Alaska Air Carriers Association.</p>					
17. Key Words general aviation; air taxi; "bush syndrome"; navigation aids; weather; communications; airfields				18. Distribution Statement This document is available to the public through the National Technical Information Service, Springfield, Virginia 22161	
19. Security Classification (of this report) UNCLASSIFIED		20. Security Classification (of this page) UNCLASSIFIED		21. No. of Pages 35	
				22. Price	

CONTENTS

INTRODUCTION 1

ALASKA AND ITS AIR TAXI INDUSTRY 2

 About Alaska 2

 Aviation in Alaska 3

 Airports 5

 Navigation Aids 7

 Airfield Lighting 8

 Weather Reporting 8

FACTORS AFFECTING SAFETY 8

 Pilot/Operator/Passenger Attitude--"Bush Syndrome" 19

 Airfield Facilities/Communications 20

 Weather Observation/Communications/Nav aids 23

CURRENT EFFORTS TO IMPROVE SAFETY 27

SAFETY CONCERNS YET TO BE RESOLVED 29

CONCLUSIONS 31

RECOMMENDATIONS 32

**NATIONAL TRANSPORTATION SAFETY BOARD
WASHINGTON, D.C. 20594**

SPECIAL STUDY

Adopted: September 16, 1980

AIR TAXI SAFETY IN ALASKA

INTRODUCTION

Alaska has many unique characteristics. Probably Alaska's most striking characteristics are its vast size and small population. Alaska covers 586,412 square miles, making it the largest State. On the other hand, it has the smallest population of any State with only slightly over 400,000 inhabitants. Outside of population centers, roads connecting all but a few cities are rare, and there are virtually no roads in western Alaska. Almost everything that is required for survival, including food, clothing, medicine, consumer products, and in some cases heating oil, must be supplied by air transportation to many rural communities. Therefore, flying is a necessary way of life. Alaska has more licensed pilots and aircraft per capita than any other State.

The Civil Aeronautics Board has determined that 233 communities in Alaska, including 102 in western Alaska, are entitled to a minimum level of air transportation service. This essential service is supplied primarily by the air taxi industry which includes commuter air carriers and on-demand air taxi operators. Air taxi aircraft in Alaska account for about 10 percent of the total air taxi flying hours in the United States.

Alaska, however, has an air safety problem. From 1974 through 1978, the general aviation ^{1/} accident rate (based on 100,000 hours flying time) for Alaska was more than double the rate for the rest of the United States. More importantly, about 30 percent of all air taxi accidents in the United States occurred in Alaska, and their rate of occurrence was four times that of the accident rate for air taxis in the rest of the United States.

Numerous factors could be affecting the safety of air taxi operations in Alaska. They include the unique terrain and weather; the extent of and condition of airway and airport facilities (en route and terminal navigation aids, landing strips, airfield lights, and weather reporting stations); the quality of the air taxi operators (experience of their pilots, adequacy of and maintenance level of their aircraft, and attitudes of the operators and pilots toward safety); and the interaction of the Federal and State authorities with the aviation community. The purpose of this special study was to determine the factors which most significantly affect the safety of air taxi operations in Alaska and to formulate recommendations designed to improve that safety record.

^{1/} The Safety Board classifies general aviation kinds of flying as air taxi, instructional, pleasure, business, and corporate/executive.

Data about air taxi accidents that occurred from 1974 through 1978 were analyzed by means of frequency distributions. The data were obtained from the National Transportation Safety Board's (NTSB) automated aviation accident data system. Staff from the Safety Board's Washington headquarters and Alaska field office observed the conditions under which the air taxi community operates, the community's attitudes and needs, and the community's interaction with Federal and State agencies. The Safety Board staff met with officials of the Federal Aviation Administration, the National Weather Service, the Alaska Department of Transportation and Public Facilities, the Alaska Air Carriers Association, and 17 air taxi operators.

This report explores the background information on the State of Alaska and its air taxi industry necessary for the analysis of the data collected in the study. Analysis of the Safety Board data on air taxi accidents in Alaska and findings of the survey of conditions in Alaska also are presented. Based on this analysis, conclusions regarding the factors affecting aviation safety in Alaska have been drawn, and recommendations which the Safety Board believes will promote safety have been made to appropriate organizations.

ALASKA AND ITS AIR TAXI INDUSTRY

About Alaska

Alaska is indeed a very large State. It is more than twice the size of Texas and is larger than the States of Washington, Oregon, California, Arizona, and Nevada combined. The distance from the southern panhandle of Alaska to the tip of the Aleutian Island chain equals the distance from the east to the west coasts of the contiguous 48 States of the United States.

The State's topography varies enormously. Alaska contains the highest mountain in North America, Mt. McKinley at 20,320 feet. It contains 18 other mountains over 14,000 feet high. There are thousands of rivers, streams, and lakes, vast areas of flat, rambling tundra, massive forests, active volcanoes, and many glaciers. Its more than 33,000 miles of shoreline are dotted with islands, and there is an extensive system of waterways.

Climatic conditions across this vast area vary as much as the topography. Precipitation ranges from a low of 5 to 10 inches annually in the arctic regions to over 200 inches annually in the coastal regions of southeastern Alaska. Temperatures range from almost 100° F in the summer to more than 70° below zero F in the winter in the interior of the State. In most of the State, the waterways and ground surfaces are frozen and covered with snow or ice in the winter. During the spring and early summer, much of the land is water-saturated tundra. Summer days have 24 hours of sunlight in the north and almost 20 hours of sunlight in the southcentral part of the State. Winter days have 24 hours of darkness in the most northern parts of the State and only about 4 hours of daylight in the southern areas. About one-third of the State is above the Arctic Circle.

Weather hazards for aviators include fog, icing, and turbulence. Whiteout, an optical or visual effect during which all depth perception is lost, is another hazard.

Whiteout, which cannot be forecast, is not a weather phenomenon, but it occurs only under certain weather conditions. Whiteout is unique to the polar regions, and thus, among the United States, it is found only in Alaska.

Scattered throughout this enormous State are cities, towns, villages, and settlements ranging in size from Anchorage, Alaska's largest city with a population of over 200,000, to villages with a population of 25 or less. Alaska's population of about 403,000 ^{2/} includes about 70,000 natives—Indians, Aleuts, and Eskimos. Almost one-third of Alaska's population (and almost 70 percent of its native population) lives outside of its handful of major urban centers. The socioeconomic conditions range from the urban atmosphere of Anchorage to an informal lifestyle in much of southeast Alaska to a harsh, subsistence existence in many remote villages in western Alaska and much of the arctic regions of the State.

Alaska has only three major cities: Anchorage; Fairbanks, the second largest city with a population of over 30,000; and Juneau, the State capital, with a population of about 20,000. Other important centers include Ketchikan, south of Juneau in Alaska's panhandle, Bethel in the southwest, and Nome in the northwest. The locations of these cities and other centers serving as regional hubs in the aviation transportation system of Alaska are shown in figure 1.

Aviation in Alaska

Air transportation is essential to Alaska to an extent that is difficult for those in other States to comprehend. The considerable distances between the State's larger population centers, the remoteness of hundreds of small villages, the dearth of highways or even crude roadways, and the freezing of many waterways during much of the year have made air transportation indispensable to Alaska. In fact, traveling by airplane is as ordinary and routine to most Alaskans, especially those in rural Alaska, as traveling by car is to most residents of other States. Adults travel by air to larger cities to shop or to visit friends and relatives. Children are flown to schools, medical clinics, sporting events, or other activities to which children in other States routinely would be transported by automobile or schoolbus.

Freight and mail, especially in the rural areas of Alaska, are moved almost exclusively by air during most of the year, and totally by air when the waterways are frozen. Mail often includes food, medicine, clothing, and other essentials for life. Oil for heating houses is often shipped by air in the winter to supplement the supply transported by barge when the waterways are open. Sometimes the waterways are not open long enough to transport even the basic supplies needed for a small village to survive the winter. The remaining necessities must be transported by air.

Table 1, based on Federal Aviation Administration (FAA) data for 1978, illustrates the extent of general aviation activity in Alaska in relation to that in the rest of the United States. In 1978 there were almost 16 times as many active aircraft, and almost 8 times as many pilots, per 1,000 inhabitants in Alaska as there were in the rest of the United States. Further, the number of general aviation hours flown annually per 1,000 inhabitants in Alaska was nearly 16 times that of the rest of the United States.

^{2/} 1978 estimate.



Figure 1.--Geographic areas of Alaska.

Table 1.--U.S. General Aviation Activity, 1978.

	<u>Alaska</u>		<u>United States (excluding Alaska)</u>	
	<u>Total</u>	<u>per 1,000^{1/}</u>	<u>Total</u>	<u>per 1,000^{2/}</u>
Active aircraft	6,616	16.4		
Pilot certificates	10,914	27.0		
General aviation hours flown ^{3/}	1,137,000	2,820.0	38,272,000	180.00
Air taxi hours flown	485,000	1,200.0	4,013,000	17.00

^{1/} Estimated 1978 population: 403,000.

^{2/} Estimated 1978 population: 217,662,000.

^{3/} Including air taxi hours flown.

The 233 Alaskan communities which are entitled to a minimum level of air transportation service according to a January 1980 Civil Aeronautics Board (CAB) decision are served primarily by Alaska's air taxi industry. In 1978, air taxi flying accounted for almost 43 percent of all general aviation flying hours in Alaska compared with about 10 percent in the rest of the United States. Further, in 1978, the number of hours flown by air taxi operators in Alaska per 1,000 inhabitants was 1,200. This was more than 70 times the rate of 17 hours per 1,000 inhabitants for the rest of the United States.

As of July 1980, there were 218 air taxi operators in Alaska ^{3/} operating 1,496 aircraft. Sixty-nine of these operators have authority to fly multiengine aircraft. Thirty-five of the 218 air taxi operators are commuter air carriers.

Airports

In 1978, Alaska had 756 airport facilities on record according to the FAA. ^{4/} A comparison of the airport facilities in Alaska and in the rest of the United States by type of facility is shown in table 2. A high percentage of Alaskan facilities are seaplane bases because early in Alaska's aviation history there were few airfields and most general aviation flying was done in seaplanes. Even today in some parts of Alaska, such as the southeast panhandle area, most general aviation flying, including air taxi flying, is done in seaplanes.

Most airports in Alaska are publicly owned or located on publically owned land, while most airports in the other States are privately owned. (See table 3.) ^{5/}

^{3/} Certificated Air Taxi List, July 1980, Alaska Region, Flight Standards Division, FAA.

^{4/} FAA Statistical Handbook of Aviation, Calendar Year 1978.

^{5/} FAA Statistical Handbook of Aviation, Calendar Year 1978.

Table 2.--Comparisons of U.S. Airport Facilities

	<u>Alaska</u>		<u>United States (excluding Alaska)</u>	
	<u>Facilities</u>	<u>Percentage</u>	<u>Facilities</u>	<u>Percentage</u>
Airports	520	68.8	11,452	83.2
Heliports	42	5.5	1,933	14.0
STOLports	---	---	46	0.3
Seaplane bases	194	25.7	338	2.5
Total	756	100.0	13,769	100.0

Table 3.--Ownership of U.S. Airport Facilities

	<u>Alaska</u>		<u>United States (excluding Alaska)</u>	
	<u>Facilities</u>	<u>Percentage</u>	<u>Facilities</u>	<u>Percentage</u>
Public Ownership	537	71.0	4,183	30.4
Private Ownership	219	29.0	9,586	69.6
Total	756	100.0	13,769	100.0

Most of the 756 airport facilities of record are not often used, and little or nothing is known about them. The Department of Transportation and Public Facilities (DOT/PF) of the State of Alaska estimates that the State is responsible for about 320 airport facilities and that it actively maintains about 250 of these facilities. 6/ According to the July 1979 FAA Alaska Region Ten Year Plan for fiscal years 1981 through 1990, the current airport system in Alaska consists of 277 existing and projected facilities. Thirty-eight are major air carrier and general aviation airport facilities, and 239 are existing and projected airport facilities in rural communities with less traffic. Some 230 of these 277 locations are on the CAB's list of essential service determination. One of the 38 major facilities is a seaplane base, and 52 of the 239 lesser facilities are seaplane bases. Another 13 of the 277 total facilities are future facilities, including one major facility. Thus, of the 277 total facilities, 211 are existing, landbased airports.

Of these 211 landbased airports, 125 have a runway length of 3,000 feet or less, 41 have a runway length of 3,001 to 4,999 feet, 42 have a runway length of 5,000 to 10,000 feet, and 3 have a runway length of over 10,000 feet. 7/ Of the 211 runways, 38 have a paved surface, 132 have a gravel or partial gravel surface, 39 have a dirt or turf surface, and 2 have other surfaces.

6/ These figures were given by the DOT/PF Director of Central Division Planning and Research. However, other DOT/PF personnel cited different statistics. One DOT/PF employee indicated that the State owned about 250 airports and maintained 229 of them.

7/ Data from the July 1979 FAA Alaska Region Ten Year Plan.

Navigation Aids

The Alaska Region of the FAA lists about 90 FAA-owned and -operated, en route navigation aids (navaids) in Alaska including 54 NDBs ^{8/} (including 3 NDB/DMEs ^{9, 10/}, 7 VORs ^{10/} (including 4 VOR/DMEs), and 26 VORTACs. ^{11/} In addition, there are 70 to 75 non-FAA-owned navaids of various types. The FAA owns and operates over 2,000 en route navaids in the rest of the United States; half of the navaids are VORs or VORTACs and slightly less than half are NDBs. There are about 1,000 additional en route navaids in the other States not owned and operated by the FAA. The 54 NDBs and 33 VOR/VORTACs in Alaska are spread over an area of about 586,000 square miles. In comparison, the more than 2,000 NDB and VOR/VORTAC facilities in the other States are spread over 3.7 million square miles

Terminal navaids in Alaska include 28 ILSs ^{12/} and LOCs ^{13/} compared with over 700 in the rest of the United States. Most of the 36 existing, landbased, major airports in Alaska are serviced by some type of en route and terminal navaids. However, only 22 of the 175 landbased airports serving Alaska's rural communities have any navaids. These include 18 airports with NDBs (including two privately owned), 3 airports with VORs, and 1 airport with an NDB/DME.

While it is not feasible to compare in detail the entire system of navaids in Alaska with the system in the rest of the United States, it is possible to compare a geographical subarea for each. For example, Bethel, Alaska, and Des Moines, Iowa, have similar weather characteristics and topography. Both have weather with better than 1,000-foot ceilings and 3-mile visibility approximately 85 percent of the year, and both have relatively flat terrain. The number of air taxi operations per year at Bethel is more than 50,000 ^{14/} but only 12,816 at Des Moines. ^{15/} Within a 100-nmi radius, the Bethel area has only 1 VORTAC and 2 NDBs while the Des Moines area has 12 VORTACs and 33 NDBs. The Bethel area has approximately 600 nm of airways and Des Moines has over 1,300 nmi. The Bethel area has only 3 airports with any terminal navaids for instrument approaches while Des Moines has 45.

^{8/} Nondirectional radio beacon--a low- or medium-frequency radio beacon that transmits nondirectional signals with which a pilot of aircraft equipped with a receiver can determine his bearing and "home in" on the station.

^{9/} Distance measuring equipment--a device that indicates how far the aircraft is from the ground station.

^{10/} Very high frequency omnidirectional range--a line-of-sight electronic navigational guidance aid considered superior to the NDB.

^{11/} VOR with tactical area navigational capability--a combined aircraft and ground base electrical system which provides a visual presentation of azimuth and distance for the pilot.

^{12/} Instrument landing system--an electronic system which provides the pilot with an approach path for exact alignment and descent of the aircraft.

^{13/} Localizer facility--provides course guidance during descent; can be used separately or in combination with an ILS.

^{14/} Estimated by the Alaska Region of the FAA.

^{15/} FAA Air Traffic Activity, 1978.

In addition to the system of nav aids discussed, there is another system of NDBs which was installed in western Alaska by Wien Air Alaska, one of the two major Alaskan air carriers. This en route system, which is still in place, was deactivated in 1978 when Wien stopped flying in the area and subcontracted its service to air taxi operators. The Wien system included a total of 13 NDBs located at rural village airfields in western Alaska, from Platinum in southwest Alaska (about 125 miles south of Bethel) to Kobuk, 600 miles north (about 100 miles east of Kotzebue). Two of the NDBs were located on St. Lawrence Island (at Gambel and Savoonga) about 175 miles west of Nome. The current condition of the equipment in this system is not known.

Airfield Lighting

Most of the 36 existing, landbased, major airports in Alaska are lighted. Of the 45 airports in Alaska with runways of 5,000 feet or more in length, 40 have some form of lighting. Twelve of the 24 airports with runways of 4,000 to 5,000 feet in length have some form of lighting. The remaining 154 landbased airports have no lighting.

Weather Reporting

To service the weather information needs of the aviation community, there were a total of 122 weather observation stations in Alaska as of January 1980.^{16/} These included 42 contracts with persons in rural communities to observe and report the weather regularly using government-furnished equipment. These National Weather Service (NWS) trained and certificated observers are paid on the basis of the number of observations they make. Also included were 19 supplemental aviation weather reporting stations (SAWRS), 18 FAA and 18 NWS manned weather stations. In addition, there were 25 other various reporting facilities including 18 automated weather observation stations.

The NWS in Alaska also airs an early evening television show. This daily program gives aviation weather forecasts for the next day. The show can be seen throughout Alaska. Furthermore, the FAA is experimenting with weather observations using remote television cameras. A camera is located on the airport at Unalakleet and another camera is located in the waterway narrows at Valdez. The Unalakleet information is transmitted to a television screen at the Nome FAA flight service station (FSS), and the information at the Valdez narrows is transmitted to the Cordova FSS and the Valdez tower.

FACTORS AFFECTING SAFETY

Safety is important in any transportation system, but because of the extreme dependence of Alaska on its air taxi industry, a high level of safety is particularly important. Alaskans should be provided an air taxi system which is as safe as that enjoyed by their fellow citizens in other parts of the United States. The Safety Board expressed its concern for the level of safety of the commuter air carrier segment of the air taxi industry in the United States at its January 1980 hearing on

^{16/} These data were obtained from the National Weather Service, Anchorage, Alaska.

the safety of the commuter segment of the air taxi industry, and in its July 1980 special study report on commuter airline safety nationwide. ^{17/} Statistics derived from the files of the Safety Board's automated aviation accident data system clearly indicate that the Alaskan air taxi system is not as safe as the air taxi system of the rest of the United States.

The annual trend of total and fatal air taxi accidents in Alaska for the 10-year period 1969-1978 ^{18/} is presented in figure 2. The annual number of total accidents and fatal accidents varied considerably over the period with an increasing trend since 1972. During the most recent 5-year period for which data is available, 1974-1978, there were 311 air taxi accidents in Alaska, of which 266 were nonfatal and 45 were fatal. During the same period, there were 753 air taxi accidents, 562 nonfatal and 191 fatal, in the rest of the United States.

The rate of occurrence of nonfatal air taxi accidents in Alaska per 100,000 hours of air taxi flying between 1974 and 1978 was almost five times, and the fatal accident rate more than double, that of the rest of the United States. (See table 4.) Thus, air taxi operators in Alaska are experiencing accidents (per 100,000 hours of flying) considerably more often than their counterparts in the rest of the United States.

To identify the factors that contribute to the high rate of occurrence of air taxi accidents in Alaska, statistical data and actual accident cases from Safety Board aviation accident investigations were analyzed. Safety Board staff members interviewed a number of owners, pilots, and mechanics in Alaska who were asked for their views on why the air taxi accident rates in Alaska were so much higher than in the rest of the United States and on what is needed to improve safety. The Safety Board staff members also flew on several air taxi flights into remote village airstrips in rural southwest Alaska. The Alaska Air Carriers Association was also asked for its views.

FAA personnel in the FAA's Alaska Region headquarters, controllers and supervisors at the Anchorage Air Route Traffic Control Center, personnel at the Anchorage TRACON and tower, and Principal Operations and Maintenance Inspectors at the Anchorage General Aviation District Office (GADO) discussed air taxi safety with the Safety Board staff. The Bethel FSS and Nome FSS were also visited. NWS personnel in Anchorage provided data on the existing weather information system and on the future plans for the system. The Alaska DOT staff and Mr. Walt Parker of Parker Associates of Anchorage, consultants to the House Committee on Finance of the Alaska State Legislature, discussed the State involvement in aviation transportation.

The Safety Board's aircraft accident data were analyzed extensively in an effort to identify any consistent problem areas. The types of accidents, the phases of operation during which the accidents occurred, the Safety Board-determined probable causes and contributing factors, the types of aircraft involved, the location, terrain, and weather of the accident sites, and the experience level of the pilots were all examined.

^{17/} "Special Study--Commuter Airline Safety," July 22, 1980 (NTSB-AAS-80-1).

^{18/} The latest year for which complete accident and exposure data were available at the time of this study was 1978.

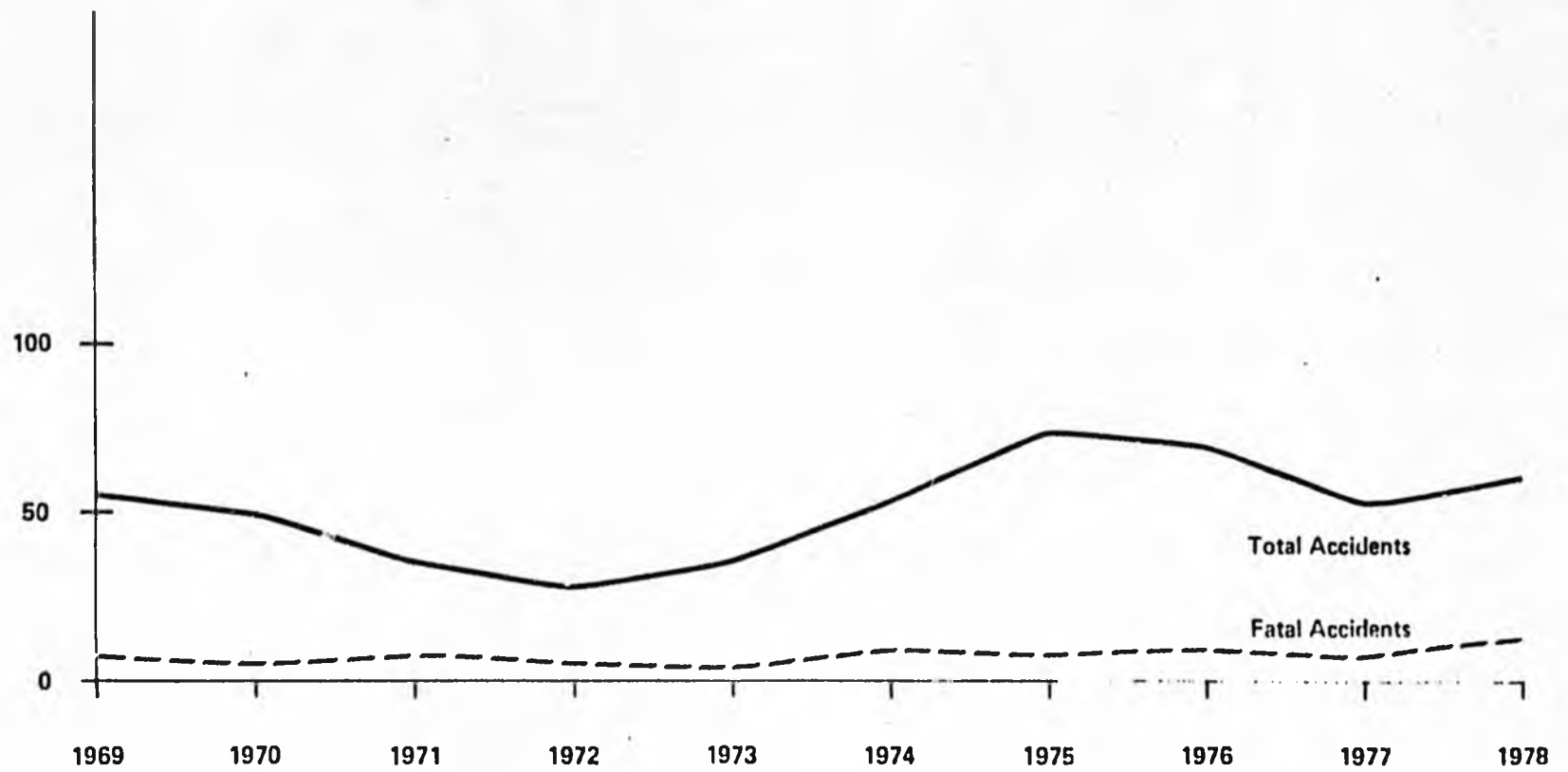


Figure 2.--Total and fatal Alaskan air taxi accidents, 1969-1978.

Table 4.--Comparison of air taxi accident rates for 1974-1978.

	<u>Alaska</u>		<u>United States (excluding Alaska)</u>	
	<u>Total</u>	<u>Per 100,000 hours 1/</u>	<u>Total</u>	<u>Per 100,000 hours 1/</u>
Nonfatal general aviation accidents	1,083	23.54	18,041	10.74
Fatal general aviation accidents	168	3.65	3,594	2.14
Nonfatal air taxi accidents	266	15.20	562	3.29
Fatal air taxi accidents	45	2.57	191	1.11

1/ Flight hours, obtained from the FAA, were (in 100,000 hours):

	<u>Alaska</u>	<u>United States (excluding Alaska)</u>
General aviation	46.0	1,679.6
Air taxi	17.5	170.9

Hours were not available for Alaska for 1977 and had to be estimated from the data for 1974-1976 and 1978. All data are subject to some error. The estimate of air taxi hours in Alaska for 1978 is subject to the largest standard error--12.8 percent. Overall, the errors are believed to be considerably less for the 5-year totals. More importantly, the small magnitude of the errors is believed to have a minimal effect on the comparisons shown above.

Table 5 presents data about the types of air taxi accidents which occurred in Alaska from 1974 through 1978 and the phase of operation during which they occurred. Similar data for air taxi accidents in the rest of the United States are presented in table 6. The data show that air taxi accidents in Alaska involve a slightly larger percentage of landing types of accidents, particularly noseover and rollover accidents, than air taxi accidents in the rest of the United States. Alaska has a larger percentage of collisions with obstacles, collisions with ground or water, and stalls, but has fewer engine failures or malfunctions.

A significantly larger percentage of air taxi accidents occur during the takeoff phase of operation in Alaska than in the rest of the United States. Table 5 also shows that takeoff and landing types of accidents and accidents involving collisions with obstacles occurring during the takeoff and landing phases of operation accounted for 46 percent of all air taxi accidents in Alaska. Table 6 shows that the same type of accidents occurring during the takeoff and landing

Table 5.--Total Air Taxi Accidents in Alaska, 1974-1978

Accident Type	Phase of Operation						Total Aircraft	Total Accident	Percentage of Total Aircraft
	Static	Taxi	Takeoff	Inflight	Landing	Other			
Takeoff and Landing									
Ground/Water Loop/Swerve	-	1	8	-	15	-	24	24	7.72
Dragged Wing Tip Pod or Float	-	-	-	-	-	-	-	-	-
Wheels-Up Landing	-	-	1	-	-	-	1	1	0.32
Wheels-Down Landing in Water	-	-	-	-	4	-	4	4	1.29
Gear Collapsed	-	2	1	-	6	-	9	9	2.89
Gear Retracted	1	-	1	-	5	-	7	7	2.25
Hard Landing	-	-	-	-	10	-	10	10	3.22
Nose-Over/Down	-	2	5	-	12	-	19	19	6.11
Roll-Over	1	-	1	1	6	-	9	9	2.89
Overshoot	-	-	-	-	7	-	7	7	2.25
Undershoot	-	-	-	-	9	-	9	9	2.89
Total	2	5	17	1	74	-	99	99	31.83
Collision with Obstacles	-	6	33	5	19	-	63	63	20.26
Engine Failure or Malfunction	-	-	16	26	4	-	46	46	14.79
Propeller or Rotor Failure	-	-	2	5	3	-	10	10	3.22
Collision with Ground/Water	-	-	7	29	10	2	48	48	15.43
Stall	-	-	19	4	3	-	26	26	8.36
Collision with Aircraft	-	-	-	2	1	-	3	3	0.96
Fire or Explosion	-	-	-	-	-	-	-	-	-
Airframe Failure	-	-	-	1	-	-	1	1	0.33
Other	3	2	5	-	3	2	15	15	4.82
Total	5	13	99	73	117	4	311	311	100.00
Percentage of Accidents	1.6	4.2	31.8	23.5	37.6	1.3			

Table 6.--Total Air Taxi Accidents in U.S. (excluding Alaska), 1974-1978

Accident Type	Phase of Operation						Total Aircraft	Total Accident	Percentage of Total Aircraft
	Static	Taxi	Takeoff	Inflight	Landing	Other			
Takeoff and Landing									
Ground/Water Loop/Swerve	-	10	16	-	34	-	60	60	7.93
Dragged Wing Tip Pod or Float	-	-	-	-	-	-	-	-	-
Wheels-Up Landing	-	-	-	-	26	-	26	26	3.43
Wheels-Down Landing in Water	-	-	-	-	-	-	-	-	-
Gear Collapsed	-	8	2	-	16	-	26	26	3.43
Gear Retracted	1	4	5	-	14	-	24	24	3.17
Hard Landing	-	-	-	-	25	-	25	25	3.30
Nose-Over/Down	1	4	-	-	5	-	10	10	1.32
Roll-Over	-	1	3	1	3	-	8	8	1.06
Overshoot	-	-	-	-	25	-	25	25	3.30
Undershoot	-	-	-	-	17	-	17	17	2.25
Total	2	27	26	1	165	-	221	221	29.19
Collision with Obstacles	-	33	26	27	41	-	127	127	16.78
Engine Failure or Malfunction	-	-	35	97	26	-	158	158	20.87
Propeller or Rotor Failure	2	-	7	16	3	-	28	28	3.70
Collision with Ground/Water	-	-	15	53	26	-	94	94	12.42
Stall	-	-	14	4	12	-	30	30	3.96
Collision With Aircraft	4	10	3	5	2	-	24	20 1/2	3.17
Fire or Explosion	-	4	-	17	3	-	24	24	3.17
Airframe Failure.	-	-	5	10	2	-	17	17	2.25
Other	4	3	3	10	5	9	34	34	4.49
Total	12	77	134	240	285	9	757	753	100.00
Percentage of Accidents	1.6	10.2	17.7	31.7	37.6	1.2			

1/ The difference in totals is due to four collisions between eight occupied aircraft.

phases of operation account for only 34 percent of the air taxi accidents occurring in the rest of the United States. Thus, it appears that accidents involving takeoff and landing are more of a problem in Alaska.

The distribution of air taxi accidents on a monthly basis as a percentage of the total for Alaska and for the rest of the United States are shown in figure 3. These data show that the percentage of air taxi accidents that occur during the summer months in Alaska is larger than that in the rest of the United States. Also, the percentage of accidents that occur during the winter months is lower in Alaska than that in the rest of the United States. One reason for this may be drawn from figure 4, which presents the 5-year (1974-1978) cumulative monthly distribution of accidents for Alaska and for the rest of the United States. Figure 4 also presents the distribution of Alaskan air taxi accidents involving amphibious aircraft and aircraft equipped with hulls or floats (seabased aircraft). These data show that the number of air taxi accidents in Alaska peaks during the summer months of June through September as does the number of such accidents involving seabased aircraft. This peak of accidents involving seabased aircraft obviously reflects the significantly increased use of such aircraft in Alaska during these months. The monthly accident distribution for the rest of the United States, while varying significantly from month to month, does not exhibit the marked seasonal fluctuation of the Alaskan accident distribution.

A comparison of the percentages of accidents involving a given type of landing gear-equipped aircraft in Alaska with those of the rest of the United States is shown in table 7. The data show a much larger percentage of air taxi accidents in Alaska involve aircraft equipped for water landing and ski-equipped aircraft. The data further show that a larger percentage of air taxi accidents in Alaska involve aircraft with tailwheels (combined fixed and retractable gear). These facts indicate the extent of the waterbased and rough-field operations in Alaska.

Table 7.--Comparison of Accidents by Landing-gear Type

<u>Landing Gear Type</u>	<u>Alaska</u> (percentage)	<u>United States</u> (excluding Alaska) (percentage)
Hull/Float	19.29	4.22
Amphibious	3.22	3.03
Ski	6.43	1.06
Skid	15.11	10.82
Tricycle Gear Retractable	13.83	46.83
Tricycle Gear Fixed	17.68	17.41
Tail Wheel Retractable	2.57	14.38
Tail Wheel Fixed	21.22	1.72
Other/Unknown	0.64	0.53

Also, about 20 percent of the accidents in Alaska involve rotary-wing aircraft (helicopters) compared with about 15 percent in the rest of the United States. This fact reflects the higher use of rotary-wing aircraft by air taxi

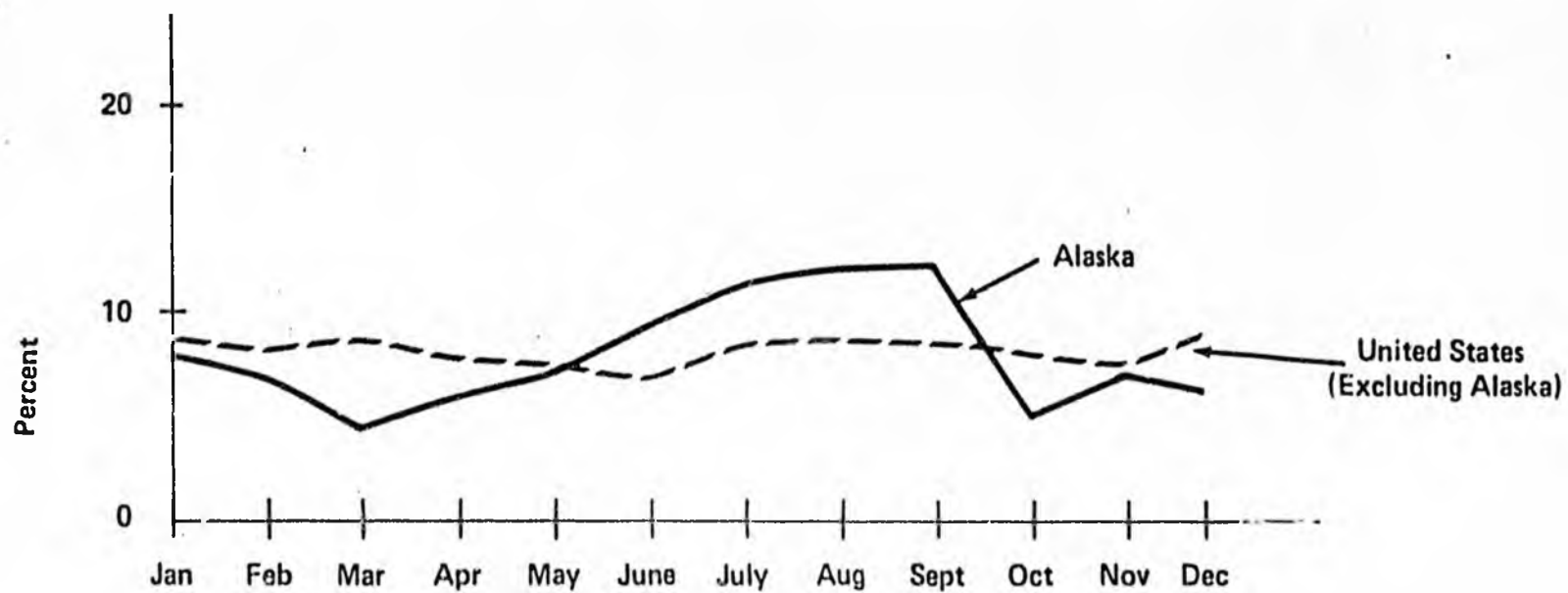


Figure 3.—Percentage of annual accidents occurring monthly.
Data from 1974-1978 for Alaska and the U.S. (excluding Alaska).

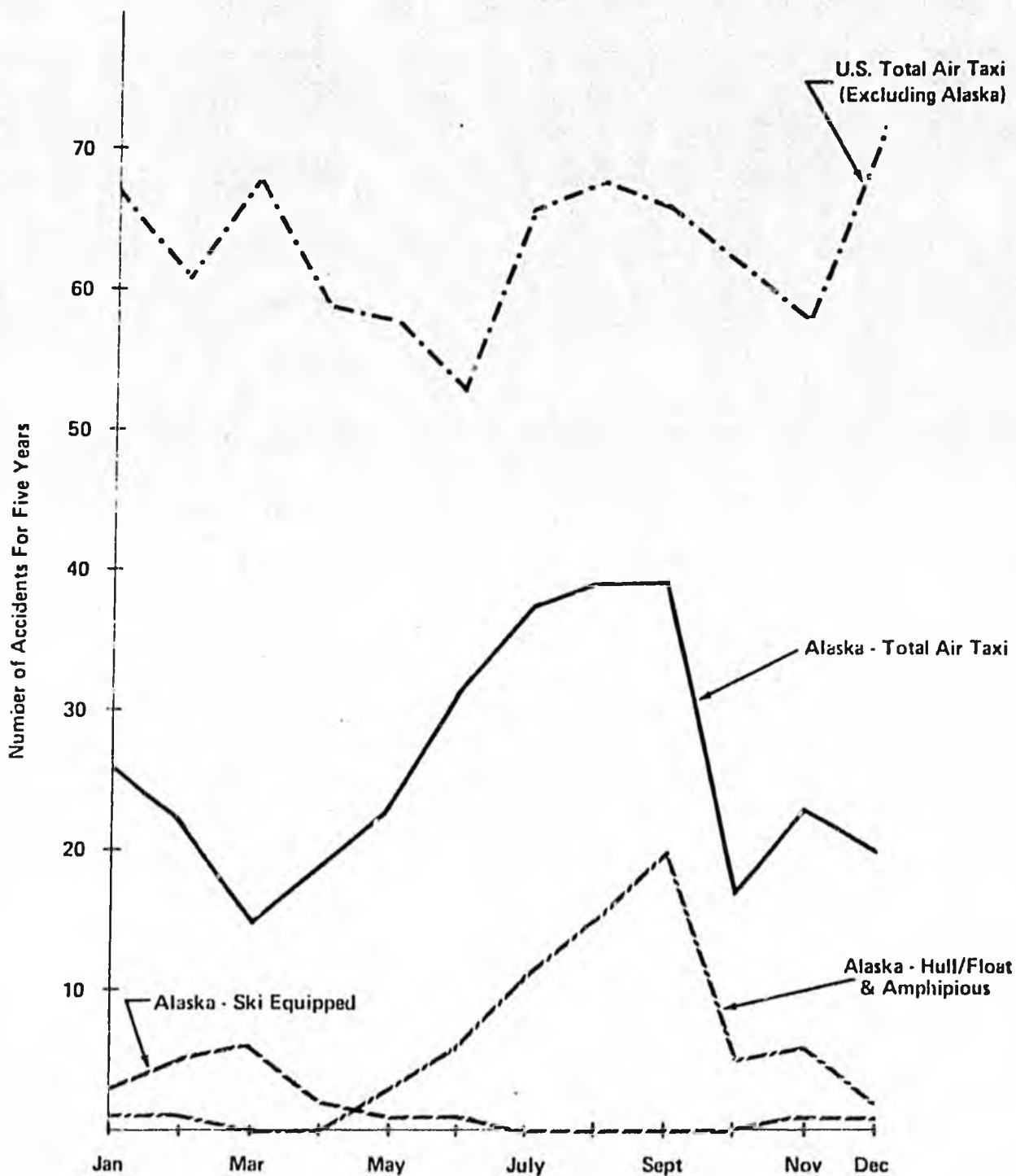


Figure 4.—Air taxi accidents for 1974-1978 on monthly basis. Comparison of Alaska with U.S. (excluding Alaska).

operators in Alaska 19/ due, in part, to the less developed conventional airport system.

In carrying out its Congressional mandate to determine the probable causes of all aircraft accidents that occur on United States territory, the Safety Board has established 13 broad categories of cause/factors. 20/ The broad categories have been subdivided further into numerous detailed cause/factors. For example, the broad category of cause/factor could be cited as the "pilot," and the detailed cause/factor could be that the "pilot continued VFR [visual flight rules] flight into adverse weather." Furthermore, a single accident could have more than one cause/factor assigned to it. In some cases, where the aircraft is never located or insufficient facts are available, the Safety Board is unable to determine a probable cause.

Of the 266 nonfatal air taxi accidents in Alaska from 1974 to 1978, the cause of 1 was undetermined because the aircraft was not located. Of the 45 fatal Alaskan air taxi accidents, the aircraft involved in 1 accident was never found, and 3 accident investigations developed insufficient data, for a total of 4 accidents in which the probable cause was not determined. Of the 562 nonfatal air taxi accidents in the rest of the United States, the probable cause could not be determined for 31 accidents, and of the 191 fatal air taxi accidents, 5 resulted in an undetermined probable cause.

A comparison of the broad categories of cause/factors assigned by the Safety Board to air taxi accidents in Alaska and to air taxi accidents in the rest of the United States is presented in table 8. While this comparison does not unequivocally identify the factors contributing to the higher accident rates in Alaska, there are several differences in the distribution of causal assignments that provide direction in the search for these factors.

Table 8 shows that the pilot is cited as a cause/factor in a larger percentage of all air taxi accidents in Alaska than in accidents in the rest of the United States. The assignment of "personnel" as a broad cause/factor is less in Alaskan accidents. Airports/airways/facilities are cited in a slightly larger percentage of all air taxi accidents in Alaska. Terrain is cited as a cause or related factor substantially more often in Alaska than it is in the rest of the United States. Mechanical causes such as powerplant, landing gear, and systems are cited considerably less often in Alaska. Weather is the assigned factor in the same percentage in both.

19/ Over 25 percent of the air taxi fleet in Alaska are rotary-wing aircraft; about 12 percent of the air taxi fleet in the rest of the United States is rotary-wing aircraft.

20/ The 13 broad categories of cause/factors are: pilot, personnel, airframe, landing gear, powerplant, systems, instruments/equipment and accessories, rotorcraft, airport/airways/facilities, weather, terrain, miscellaneous, and undetermined.

Table 8.—Comparison of Air Taxi Accidents
By Broad Cause/Factor Categories

	Alaska		United States (excluding Alaska)	
	<u>Accidents</u>	<u>Percentage</u> ^{1/}	<u>Accidents</u>	<u>Percentage</u> ^{2/}
Pilot	263	85.1	518	70.4
Personnel	39	12.6	156	21.2
Mechanical ^{3/}	57	18.4	228	31.0
Rotorcraft	10	3.2	20	2.72
Airport/Airways/Facilities	44	14.2	88	12.0
Weather	92	29.8	219	29.8
Terrain	101	32.7	155	21.1
Miscellaneous	5	1.62	36	4.9
Undetermined	5	1.62	36	4.9

1/ Based on 309 air taxi accidents, some of which had more than one cause/factor assigned, for which probable cause was determined.

2/ Based on 736 air taxi accidents, some of which had more than one cause/factor assigned, for which probable cause was determined.

3/ "Mechanical" is not a Safety Board broad category of cause/factors. It is a consolidation, used here only for convenience, of the Safety Board broad categories of airframe, landing gear, powerplant, systems, and instruments/equipment and accessories.

A review of the geographical distribution of the air taxi accidents within Alaska shows that accidents occur fairly uniformly throughout the State, but with an apparent bias toward those areas which are known to have more air taxi operations. The percentages of air taxi accidents that occurred in Alaska from 1974 to 1978 by geographical areas within the State (see figure 1) were:

<u>Area</u>	<u>Percentage</u>
Southwest	25
Northwest	11
Arctic Circle	19
Central Interior	7
Southcentral	16
Southeast	14
Aleutians and Kodiak Islands	8

The southwest area, where Bethel is the most important transportation hub, has the highest percentage of accidents. This area has a substantial amount of air taxi activity. The combined areas of western Alaska have over one-third of all air taxi accidents within the State. This area also has very few nav aids and many poorly maintained runways.

The area above the Arctic Circle also has a significant portion of the accidents. It too has substantial air taxi activity and few nav aids. The southeast, in which the air taxi flying involves significant float operations, also has a substantial portion of the State's accidents. This area has over 160 inches of rainfall each year, and the air taxis operate almost solely under visual flight rules. The southcentral area, with Anchorage at its center, is the most congested area and involves a mixture of landbased and seabased operations.

Although the perspectives of the air taxi operators and pilots and Federal and State government agency personnel interviewed during this study varied widely and their emphasis on particular aspects of problems affecting safety was slightly different, a review of the opinions expressed, coupled with an analysis of the accident data, revealed three recurring problem areas. They are: (1) pilot/operator/passenger attitude ("bush syndrome"), (2) inadequate airfield facilities/communications, and (3) inadequate weather information/communications/nav aids.

Pilot/Operator/Passenger Attitude--"Bush Syndrome"

One comparison that particularly stands out, especially in light of the opinions gathered in Alaska, is the larger percentage (86 percent to 72 percent) of all air taxi accidents in Alaska in which the pilot was cited as a cause/factor. Further examination of the pilot involvement in these accidents was prompted by both the large percentage of accidents in which the pilot was assigned as a cause/factor, and by the fact that it was cited more often in Alaska.

A review of the total hours of flight time, flight time flown in the accident type of aircraft, and certificates and ratings held revealed that the majority of the pilots involved in air taxi accidents in Alaska were experienced pilots. Almost all pilots involved in these accidents had more than 1,000 hours of total flight time and approximately 80 percent of those pilots had more than 2,000 hours of total flight time. Approximately 80 percent of those pilots for whom the number of hours flown in the accident type of aircraft could be determined had more than 100 hours in type. About 20 percent had airline transport pilot certificates in addition to their commercial certificates, and almost 80 percent of the pilots had instrument ratings.

Although these pilots generally had considerable flight experience, it is not known how much of their experience was gained in Alaska. Unfortunately, these data are difficult to obtain and generally are not collected. Obviously, if the flight experience of these pilots was not obtained in Alaska where many unique flying problems exist, then the "effective" level of their experience would not be as high as it appears to be.

While these statistics illustrate the extensive involvement of the pilot in the accidents, they do not identify specific problem areas. However, statements from operators, pilots, and regulatory personnel in the Alaskan aviation community suggest that the "bush pilot syndrome" may be an integral factor not only in the high pilot involvement but also in the high accident rate in Alaska.

Descriptions of the "bush pilot syndrome" range from a pilot's casual acceptance of the unique hazards of flying in Alaska to a pilot's willingness to take

unwarranted risks to complete a flight. In Alaska, it is not uncommon for pilots to fly in extremely poor weather or to attempt to land on runways that are in bad condition or off the airport on snow-covered strips or frozen lakes marginally suited for landing. Stories abound about pilots who have been involved in numerous accidents and have survived. These pilots have become near legends and are spoken of almost reverently by some young pilots, especially those who have arrived only recently in Alaska. Taking chances is considered a part of flying in Alaska by many Alaskans--not just the pilots, but also the passengers. Passengers affected by the "bush syndrome" demand to fly even in hazardous weather conditions, and if one pilot or operator will not fly, the passengers will go to another operator; occasionally they find one who will fly in hazardous weather conditions.

The "bush syndrome" goes beyond the realm of poor judgment compounded by pressures and into the area of unreasonable risk-taking. Although the "bush syndrome" apparently exists, it cannot be unequivocally demonstrated by statistical data. However, it is clear that most operators, pilots, and others associated with Alaskan aviation believe that it does exist. The review of accident cases further supports the contention. The following case history helps to illustrate the "bush syndrome" attitude.

In November 1978, two persons asked to be flown from McGrath to Tatalina. They asked one air taxi operator who refused because it was a "pitch dark night" and the dirt strip at Tatalina was not lighted. A pilot for another operator agreed to take the flight even though he did not have the operator's permission. Immediately after takeoff, the aircraft, a Piper PA-32, entered a steep right bank and descended into trees approximately 1 mile from the McGrath airport.

The accident pilot had already been involved in three other accidents, and on the day of the accident he had argued with another pilot about not getting his share of the flying. On this flight, he violated Federal Aviation Regulations (FARs) because he did not have an air transport rating or an instrument rating required to fly 14 CFR 135 flights at night. This case illustrates the "bush passenger" attitude of wanting to fly under any conditions and the "bush pilot" attitude of total disregard for rules and safe operating practice.

Although the pilot is cited in a higher percentage of air taxi accidents in Alaska, that statistic does not tell the entire story and may even be misleading. The Safety Board determinations of detailed cause/factors in air taxi accidents in Alaska were compared with the determinations for accidents in the rest of the United States. This comparison indicated that when the pilot was cited as the broad cause/factor, several detailed cause/factors pointing to two general problem areas frequently appeared. These problem areas are: (1) inadequate airfield facilities and inadequate communications of airfield conditions, and (2) inadequate weather observations, inadequate communications of the weather information, and insufficient nav aids.

Airfield Facilities and Communications

Observations from participants in the Alaskan air taxi system indicate that inadequate airfield facilities and communications are a significant factor in the air taxi accidents in Alaska. A close look at the detailed cause/factor of "pilot selection of unsuitable terrain" reveals that although this detailed cause/factor

may be the result of poor pilot judgment, it is, in part, a manifestation of the problems of inadequate airfield facilities and communications in Alaska.

Selection of unsuitable terrain was cited as a cause/factor in over 13 percent of all air taxi accidents in Alaska in which the pilot was cited as the broad cause/factor, but in less than 4 percent of such accidents in the rest of the United States. Further review reveals that pilot selection of unsuitable terrain is almost always associated with nonfatal accidents and almost never associated with a forced landing due to an engine failure or malfunction. Of the 43 Alaskan air taxi accidents in which unsuitable terrain was cited, 42 were nonfatal accidents. Only one accident involved an engine failure or malfunction. It is apparent that those accidents in which the pilot was cited for selection of unsuitable terrain involved an intentional effort by the pilot to either take off or land.

There was virtual unanimity of opinion among operators and pilots that runway conditions present a problem in much of rural Alaska. Inadequate runway length and width, inferior runway surface construction, poor surface condition, and a lack of lighting often make takeoffs and landings difficult, if not dangerous. This problem of runway conditions was cited time after time not only by operators and pilots but also by FAA personnel and even by State DOT/PF staff personnel.

Many runways are either too narrow or too short, or both, and cannot handle safely the aircraft needed to adequately serve the villages near the airport/strip. The State has established a minimum length of 3,000 feet and a minimum width of 100 feet. Unfortunately, the geography and topography of many villages physically preclude the construction of a runway of minimum size.

Gravel is considered to be the best surface composition for use in rural Alaska because of the weather and terrain, but gravel is expensive and difficult to obtain. Therefore, almost half of the rural runways have little or no gravel covering the dirt surface. Thus, the surfaces often become a quagmire of mud during rain or during the spring breakup, when the tundra thaws and the ice melts. Many of these dirt strips have ruts and potholes.

The problem most consistently cited by operators, pilots, and the FAA, however, is that of inadequate maintenance of the runway surfaces. Removal of snow and grading of the dirt surfaces after rain are often inadequately performed and occasionally not done at all. If snow is not plowed completely from an already short and/or narrow runway, it leaves a runway of even more marginal dimensions, often with patches of snow, soft snow, or ice still remaining on the surface.

It is under these conditions that the Alaskan air taxi pilot functions. The pilot must decide whether to attempt a takeoff or landing or lose a revenue-producing flight. If the trip is not completed satisfactorily, the operator will not receive revenue. There are many pressures on the pilot to attempt a landing, including those from passengers on board or waiting at the destination airport; those from the local villagers awaiting food, mail, or medicine; or those from the operator. Decisions have to be made, and pressure can affect the pilot's judgment, sometimes distorting his assessment of the runway conditions. Analysis of the accidents in which the pilot was cited for selection of unsuitable terrain shows that the condition of the airfield may be more significant in these runway-related accidents than poor pilot judgment or attitude.

Many of these accidents resulted from taking off or landing on runways that were either snow- or ice-covered because they were inadequately cleared. The following case history helps to illustrate this point. The pilot, a certified flight instructor with over 2,200 hours of total flight time and over 45 hours in the type aircraft, a Cessna 185, successfully landed his aircraft at 1340. During landing the pilot noticed that the runway was covered by 6 to 7 inches of loosely packed snow. The pilot requested that the runway be plowed and a caterpillar tractor made two passes on the runway and packed down approximately 2,000 feet of its length. At 1545, during the attempted takeoff, the aircraft was unable to obtain liftoff speed because too much snow still covered the runway and the aircraft ran off the runway into a snow bank.

Many of the accidents involve intentional off-airport takeoffs and landings, often on frozen waterways or on snow/ice strips, because of inadequate runways or poor runway conditions. The following case history illustrates this point. In December 1978, a wheel-equipped Cessna U-206 was dispatched on an air taxi flight from Bethel to Sheldon's Point with a cargo of supplies needed by the village. The pilot had approximately 1,000 hours of total flight time and over 100 hours in the Cessna U-206. Upon reaching his destination, the pilot landed on the frozen lake adjacent to Sheldon's Point because the runway/landing area was not maintained. The landing was uneventful even though the lake was covered by 6 inches of snow. During the takeoff from the snow-covered and frozen lake, the aircraft struck a snowdrift after an unsuccessful attempt to obtain flying speed. While skis may have been better suited for this terrain, wheels were better suited for the home base of Bethel.

Adequate maintenance of airfields is a difficult problem for Alaska. According to the State DOT/PF officials, sufficient funds are not available for full-time State employees to maintain rural airports. Therefore, the State generally contracts with a local villager to operate the State-supplied equipment and maintain the runways. Sometimes the work is not performed adequately. The runway-related air taxi accidents already discussed show the magnitude of this problem.

Another example of an accident during an intentional off-airport landing, where the Safety Board cited pilot selection of unsuitable terrain, involved a ski-equipped Cessna 180 aircraft. The pilot, with over 1,500 hours total flight time and over 1,500 hours in type, successfully landed at a ski strip near Kwigillingok. During the attempted takeoff about 1 hour later, the aircraft never obtained sufficient speed because of the wet, sticky snow. Similar accidents have involved float-equipped aircraft landing on shallow waterways and then running into sandbars or submerged debris. In one accident, a float-equipped Cessna 185 flown by a pilot with over 18,000 hours in type struck a submerged log during landing.

A greater percentage of nonfatal air taxi accidents in Alaska than in the rest of the United States involved collisions with obstacles on takeoff or landing. In fact, almost 19 percent of the nonfatal accidents in Alaska are of this type compared with less than 10 percent in the rest of the United States. It also should be noted that pilot selection of unsuitable terrain is often cited in these accidents. These statistics support the contention that many of these accidents occur because operators use float- and ski-equipped aircraft, in part, to compensate for the lack of adequately maintained runways.

Operators and pilots also stated that the lack of airfield lights at most rural airports contributes to the high accident rate. Since much of Alaska is shrouded in darkness, or near darkness, for several months of the year, operations at unlighted airfields are hazardous and often illegal. The installation of lights is a problem, but the maintenance of lighting at airports is even more of a problem. Lights are sometimes accidentally plowed out during snow removal or occasionally shot out by local villagers engaging in target practice.

Information on runway conditions is occasionally inaccurate, often untimely for operator and pilot needs, and sometimes not available at all. Villagers who are in desperate need of supplies or who must make a trip out of the village will sometimes optimistically report conditions to be better than they really are. This problem is further compounded by an inadequate communications system. The following two accident cases highlight this information reporting/communications problem.

The first accident, which occurred in January 1978, involved a wheel-equipped Cessna 180 flown by a pilot with over 5,000 hours total time and over 350 hours in that type aircraft. In preparation for the flight to Kipnuk, the pilot learned that there was a 20-knot crosswind at Kipnuk and there was poor braking action on the runway. The air taxi operator called Kipnuk and was informed by villagers that the lake surface was satisfactory for landing. Upon arriving at Kipnuk the pilot flew over the lake at 250 feet, and again at 50 feet, to check the surface. The pilot did not observe any shadows or definitions of snow berms (a protruding shelf or ledge of snow) because of overcast skies. However, upon landing, the aircraft struck a snow berm and flipped over. The information communicated to the pilot concerning the landing area's condition was incorrect.

The second accident also occurred in January 1978. This accident involved a Piper PA-31 Navajo that was flown by a pilot with over 500 hours of multiengine flight time and 50 hours in the PA-31. The pilot was unable to learn the condition of a runway. The aircraft touched down on its destination airstrip within 100 feet of the threshold. However, the 2,800-foot runway was very icy and the pilot was unable to stop the aircraft. It finally went off the end and struck a large frozen outcropping while the pilot was attempting to go around. Once again, inadequate communication of information to the pilot was a factor in an accident.

Weather Observation/Communications/Navaid's

Certain detailed cause/factors related to accidents in adverse weather conditions and whiteout were assigned in a greater percentage of air taxi accidents in Alaska than in the rest of the United States. (See table 9.)

Based on the 309 total air taxi accidents in Alaska and the 736 such accidents in the rest of the United States for which the Safety Board determined probable causes, these weather- and whiteout-related detailed cause/factors were assigned more than twice as often (24.3 vs. 10.1 percent) in air taxi accidents in Alaska. These cause/factors could be a manifestation of poor pilot judgment or the "bush pilot syndrome" discussed previously. However, these detailed cause/factors might also reflect, in part, inadequacies in weather observations, communications, and the navaid system.

Table 9.—Comparison of Accidents by Detailed Cause/Factors Related to Certain Adverse Weather Conditions and Whiteout

	<u>Alaska</u>	<u>United States (excluding Alaska)</u>
Whiteout	19	0
Continued VFR into adverse weather	33	47
Initiated flight into adverse weather	9	12
Spatial disorientation	9	11
Became lost or disoriented	5	4
	<u>75</u>	<u>74</u>

There is general agreement that the current system of en route and terminal navigational aids serving the major hubs of Anchorage, Fairbanks, and Juneau and the regional hubs such as Bethel, Nome, Kotzebue, McGrath, and Ketchikan is satisfactory. However, partly because of the scarcity of nav aids, flights between the regional hubs and the outlying villages operate almost completely on VFR flight plans and thus are severely limited by weather. Weather in many areas of Alaska is poor much of the time and often causes delays resulting in frustration on the part of operators, pilots, and passengers. Typical of this weather is constant rain, fog, or low clouds often found in southeast Alaska, Kodiak Island, and the Aleutian Peninsula or island chain; fog, low clouds, snow, or whiteouts in rural western Alaska; and the snow and whiteout conditions of the arctic region.

During the interviews in Alaska, the lack of nav aids and inadequate weather reporting and inadequate communications of the weather information were repeatedly cited by operators and pilots flying in the more rural areas as being significant factors in weather-related accidents. The pilots in western Alaska stated that the installation of nav aids would greatly enhance their ability to cope with the unanticipated low ceiling and poor visibility often encountered during whiteouts or when weather suddenly deteriorates. Also, nav aids would reduce the number of accidents that occur when attempting, in marginal weather conditions, to fly into villages that are in desperate need of air service.

VFR flight in adverse weather is not uncommon in Alaska. Many operators stated that they did not want their VFR flights flown in adverse or even marginal weather, but, at times, the pressures of operating in rural areas did result in such operations. The risk of losing unrecoverable business often results in pressure on the operator or pilot to fly when good judgment dictates otherwise. Occasionally, poor decisions are made and unwarranted risks are taken. The accident involving the flight on a "pitch black night" into an unlighted dirt strip by a noninstrument-rated pilot after another operator had refused to make the flight is a glaring example of the pressures which many operators claim they have to face.

Another point made by many operators was that the lack of FAA inspectors permanently on site at the regional hub airports--FAA inspectors are permanently stationed only in Anchorage, Fairbanks, and Juneau--does little to discourage these unwarranted and often illegal flights. There is no one of authority available to discourage or stop those operators or pilots with a "bush mentality" from flying when others choose not to do so.

The interviews revealed that relations between the FAA General Aviation District Office and the air taxi operators and pilots involve considerable mutual distrust. The FAA appears to believe that the most serious safety problem is operator and pilot attitude, and the operators and pilots seem to feel that the FAA, rather than working with them to solve their problems, is "violation" oriented. Evidence of friction in this relationship was found in most areas of the State, but it was more pronounced in rural areas.

Although State and Federal officials placed greater emphasis on operator and pilot attitude and less on the physical infrastructure, they did agree that improvements in weather reporting and additional nav aids were needed.

Another problem which the operators and pilots face is inadequate reporting of weather conditions. The problem is twofold and involves both inadequate official weather observations and inadequate communication of the observations. Many operators believe that the official weather reporting system set up by the NWS, using certified weather observers, has deteriorated over the years. Almost all agreed that some improvements are necessary and that a system based only on actual human observation of weather would be satisfactory. Remote automated weather observation stations were considered by the operators as being inadequate to satisfy the needs of air taxi pilots for timely observation of actual local conditions.

Communications of the weather observations are often poor. In villages where weather observations are taken by an NWS-certified observer, usually the only method to communicate this information from the village to the NWS and the flight service station (FSS) is by telephone. A significant problem can develop because there is generally only one telephone in the smaller villages and another villager may be using the telephone or it may not be functioning. Therefore, the weather observer in some cases is delayed or prevented from relaying the current weather to the NWS or the FSS.

To alleviate the communication problem and the lack of a certified weather observer in a particular village, many operators have set up their own weather observation and communications networks. These operators supply a high frequency (HF) radio with frequencies used in ground-to-ground communications to a villager who is paid to supply weather information to the operator. This villager not only provides unofficial weather reports to the operator but also supplies information on runway conditions. Operators have a HF radio at their home base and even have installed some in their aircraft. However, even this private system is not perfect. Communication equipment often malfunctions or the villager responsible for observing and communicating the weather is not available. Sometimes weather conditions and runway conditions are reported as being significantly better than they are.

The NWS and FSS facilities do not have HF radios with the same frequencies used in the operator network, so information from this operator network often does not get into the official FAA/NWS system. Further, the weather observers usually are not trained or certified by the NWS. Thus, the flights based on these weather data are often in violation of Federal Aviation Regulations. This system has been tolerated because of the lack of an alternative system.

According to the NWS, while the official NWS system needs to be improved, its observer network has not really deteriorated. The NWS argues that demands of the system have increased and its resources have not been increased accordingly. In support of its contention that the system has not deteriorated, the NWS pointed out that in January 1970, there were only 16 weather observation stations under NWS contract (contract stations) and 18 supplemental aviation weather reporting stations (SAWRS) in Alaska. By February 1980, there were 42 contract stations and 19 SAWRS. Further, in October 1974, there were only 1,500 contract weather observations per week in Alaska, and by February 1980, the number of observations per week had reached 3,427.

Following is a brief summary of an accident which occurred in Alaska in January 1978. It is typical of many air taxi accidents in Alaska involving adverse weather or whiteout conditions. A Britten-Norman BN-2A Islander on a nonscheduled air taxi/cargo flight departed Bethel on a VFR flight plan for Tanunak. Before departure the pilot received a weather briefing for the local area. No official weather reporting facility exists for Tanunak or Toksook Bay, and no weather information on these areas was available to the pilot at the time of departure because attempts to contact the destination village by radio failed. Bethel weather was 1,500 feet overcast, visibility 7 miles in light snow, and wind 220° at 17 knots. The station agent at Bethel received weather information on Tanunak about 20 minutes after the Islander departed. Tanunak weather was reported as 1,000-foot ceiling and overcast with 10- to 15-mile visibility. Two other aircraft departed Bethel for the same general destination area about the same time as the Islander, one probably slightly before and the other about 5 minutes after the Islander. A third aircraft departed Bethel for the same area about 2 hours later. The pilot of the first aircraft stated that Bethel weather was good at departure and that en route weather was generally good with ceiling and visibility variable, occasionally down to 500 feet and 1 mile, respectively, but that he maintained visual contact with the ground. The pilots of the second and third aircraft both reported that the weather en route deteriorated rapidly. The pilot of the second aircraft stated that VFR flight eventually became impossible and he landed his aircraft on a frozen lake and waited 30 minutes until weather conditions improved. The pilot of the third aircraft (2 hours later) encountered ceilings of 500 feet with visibility of less than 1 mile and whiteout conditions. He aborted his flight and returned to Bethel. The Islander aircraft wreckage was found several hours later that day in the area where the second flight landed to wait out the storm and near the area where the third flight was aborted.

The pilot of the Islander had a commercial pilot certificate, with single- and multiengine land and sea ratings and was instrument rated. He had a total of 1,783 flight hours--179 hours in the Islander, and 7 hours in the last 24 hours.

This accident illustrates a number of problems facing Alaskan air taxis, especially those operating in rural western Alaska. The attempt to contact the destination village for a report on weather conditions failed. Existing conditions provided no indication or forewarning of potential weather problems. Weather conditions en route deteriorated rapidly and severely; no nav aids were available. These conditions, which are typical of rural Alaska, are certainly conducive to an accident.

CURRENT EFFORTS TO IMPROVE SAFETY

In the July 1979 update of its Ten Year Plan for Alaska, the Alaska Region office of the FAA recommended major improvements to the aviation infrastructure, including the navaid system, weather observation and reporting system, and the airport system. Most operators interviewed for this study believed the recommended improvements in navaids to be adequate for their needs but they were concerned about the long lead time in the implementation of the improvements to the system. In its Ten Year Plan, the FAA has proposed the installation of 10 TVORs (terminal-area VORs) and 17 NDBs. Funding has been committed for four TVORs and seven NDBs. The TVORs are attractive because approaches to several neighboring villages often can be made from one well-located TVOR. Obviously, the installation of the funded and the planned TVORs would be of significant benefit to the air taxi system.

Some air taxi operators have applied to the FAA for an exemption which will allow them to use the radar on board their aircraft to assist in making instrument approaches at lower minimums. During the interviews, the operators serving western Alaska repeatedly stated that they need navaids now and suggested that the existing beacon system that was installed and operated by Wien Air Alaska be reactivated immediately.

In June 1980, the State Legislature of Alaska enacted Chapter 50, containing the Fiscal Year 1981 Budget. Chapter 50, SLA 1980 contained appropriations of \$51,357,600 for further development of the State aviation system. Amounts appropriated by development category are:

Airport lighting	\$ 4,719,000
Navigational aids	2,775,000
Rural airport runway improvement	35,247,000
Southwest air transportation and facilities <u>21/</u>	6,137,600
Airport weather reporting equipment	300,000
Airport terminal and storage buildings	1,950,000
Air-to-ground radios	199,000
Emergency medical supplies	30,000
	<u>\$ 51,357,600</u>

This appropriation package is unprecedented for this or any other State. In comparison, Federal Airport Development Aid Program (ADAP) funding for general aviation in Alaska was less than \$4 million for FY 1979.

21/ Includes runway improvement, runway lighting, navaids, weather reporting, airport terminal and storage buildings, air-to-ground radios, and emergency medical supplies for 22 villages in the southwestern part of the State.

Funding allocations for aviation in rural Alaska in Chapter 50, SLA 1980 were based on recommendations provided to the 1980 State legislature by Parker Associates of Anchorage, aviation transportation consultants to the State. These recommendations were the result of a 1979 study of the problems of air service to rural Alaska. 22/

Chapter 50, SLA 1980 incorporated a number of conditions on the use of the appropriated funds. For example, runways constructed with the funds must meet, where possible, the minimum State standard for runways of 3,000 feet in length by 100 feet in width. Another requirement is that runway lighting must have a power source that complies with a State DOT/PF design document. 23/ Perimeter lighting and marking systems must also meet certain requirements.

Among other conditions specified by Chapter 50, SLA 1980 there is a requirement under the appropriations for navigaids that "Beacon installation plans shall be implemented immediately for those villages where Wien Air Alaska has agreed to turn over its existing frequencies and licenses to the State." Implementation of this requirement would be an immediate response to some of the needs and desires of the air taxi operators serving rural Alaska. Further, Chapter 50, SLA 1980 appropriates money for the installation of considerably more navigaids than are proposed overall in the FAA Alaska Region's Ten Year Plan. Similarly, Chapter 50, SLA 1980 appropriates funds for establishing significantly more weather reporting stations than the NWS projected in the near future.

Chapter 50, SLA 1980 apparently appropriates sufficient funds to make a significant improvement in the airport and airway facilities serving Alaska's air taxi industry. In combination with the FAA Ten Year Plan, the improvements could have a substantial impact on the safety of Alaska's aviation system, depending on the application of the State funds and the implementation of the FAA Ten Year Plan.

An improvement in safety would require the development of a program for application of the funds based on a well-designed plan coordinated with the FAA, the NWS, and the users of the system. Further, implementation of even the best-designed program will produce the maximum safety benefits only if the managers, regulators, and users of the system do so with the proper attitude toward safety. The improved system must be maintained adequately by the State and the FAA, and the air taxi operators and pilots who use the system must improve their adherence to sound safety practices. Finally, the regulators of the system, primarily the FAA, must work together with the managers and users to enforce safe operation within the system.

Presently, the NWS and the FAA are working together in the area of weather observations. The NWS is recruiting and training 50 additional observers and the FAA is supplying the funds for equipment. This is an excellent example of an interagency cooperative effort that will help to alleviate the problem of inadequate weather observations. The Safety Board believes this type of effort should continue.

22/ "Air Service to Rural Alaska, A Study in Inadequacy," Parker Associates, October 20, 1979.

23/ "Feasibility Report and Design Guide for Remote Airport Lighting Systems," Alaska DOT/PF.

Although the experimental remote TV cameras for weather observation at Unalakleet and Valdez have not been completely successful, the concept merits further work. The FAA and the NWS are presently exploring the possibility of using "meteor burst" technology to relay weather observations to a central receiving antenna. It would then be automatically transmitted within seconds to all FAA and NWS teletype machines in Alaska and would eliminate many of the problems with current methods of disseminating weather observations. The exploration of these two new technologies is clearly worthwhile and should yield valuable results.

As one of its contributions to improving air safety in Alaska, the Alaska Air Carriers Association (AACCA) has an ongoing safety program aimed at management, operations, and maintenance. Inspection teams are sent to various air taxi operators to point out areas where improvements are warranted. The AACCA also holds a safety seminar at its annual conference.

SAFETY CONCERNS YET TO BE RESOLVED

Discussions with State DOT/PF personnel, with Federal officials, and with Mr. Walt Parker of Parker Associates suggested that the State of Alaska does not yet have in place an organization which is adequate to implement the apparent intent of the State legislature for application of the fiscal year 1981 funds appropriated for improvements in the aviation transportation system. The State DOT/PF has divided the planning and programming of its transportation system into three regions, which are responsible for all modes of transportation. While it appears that there are efforts to coordinate and work together, to the extent possible, in planning for the use of the funds and for developing a comprehensive program, there appears to be a lack of overall control of the process. No comprehensive program for an aviation system in Alaska was available from the DOT/PF when the Safety Board staff met with DOT/PF staff officials in Alaska. It is not clear that a complete, up-to-date inventory of airports in Alaska exists. Further, effective coordination between the DOT/PF and the State legislature in developing the appropriations bill seemed to be missing.

Recently, the FAA held hearings in several areas of rural Alaska to learn the needs of the users of the aviation system. Much of the information has been incorporated in FAA planning policy in Alaska, including the most recent update of the Ten Year Plan. While a dialogue exists between the FAA and the State DOT/PF, the degree of coordination among the State and Federal agencies (particularly the FAA and the NWS) does not appear to be sufficient to develop and implement an adequate aviation infrastructure.

An action plan for implementation of Chapter 50, SLA 1980 is being developed by the State DOT/PF. However, the time and resources available make it unlikely that this action plan will be an adequate substitute for the development of a comprehensive plan for the Alaskan aviation system. A central organization with complete and exclusive authority and responsibility for the aviation portion of transportation is needed in the Alaska DOT/PF. Coordination between the DOT/PF and the State legislature, the FAA, the NWS, and the user community is necessary to develop such a comprehensive program.

Inadequate maintenance of existing airfield facilities continues to be a problem. The State must determine how to improve the quality and reliability of its current runway maintenance. In addition, the State, in cooperation with the FAA, must develop and implement an effective maintenance program for newly installed nav aids, weather reporting facilities, and communications facilities. Failure to do so could lead to a further degradation in safety rather than providing anticipated improvements in safety, because pilots and operators will come to depend on the newly installed facilities, and inadequate maintenance could result in accident-producing system errors.

Another problem which must be resolved is that of the attitude toward safety of some participants in the system. Elimination of the "bush syndrome" exhibited by pilots, operators, and passengers must accompany the improvements in airway and airfield facilities. This is perhaps the most important facet in terms of its potential contribution to safety, and is probably the most difficult area in which to achieve success. Further, the Safety Board recognizes that the "bush syndrome" is, in part, a manifestation of the deficiencies in the aviation system infrastructure (such as inadequate runways and insufficient aids to navigation and weather observation stations) and that the correction of these deficiencies would likely result in the elimination of a part of the "bush syndrome" problem.

Operators and pilots, especially those young pilots who are relatively new to Alaska, should be reminded continually of the hazards of flying in Alaska. They should also be reminded that the results of not respecting those hazards are accidents and violations of the Federal Aviation Regulations. The FAA must relate to the operators and pilots in an atmosphere of trust and respect. Operators must view the FAA not only as enforcers of the regulations but also as being helpful to them in accomplishing their mission of providing safe air service for Alaskans. Friction and antagonism between the FAA and the operators and pilots is often found in Alaska. This does not create an environment conducive to safety.

The permanent relocation of FAA principal operations and maintenance inspectors from the Anchorage, Fairbanks, and Juneau offices of the FAA to the regional hubs such as Bethel, Nome, McGrath, Ketchikan, and Kotzebue undoubtedly would be effective in reducing some of the unwarranted flying in adverse weather conditions and would relieve some of the pressure on the majority of operators who would prefer not to operate under such conditions. It may be difficult to find FAA inspectors who are willing to live in the conditions found in the rural areas. However, it is not an impossible task; FAA flight service station personnel are assigned to these areas now.

Federal and State officials must also develop programs to impress upon the village inhabitants, especially the youth, the importance of the air taxi service to them and the relevance of operating that service safely. They must be helped to understand the significance of the pressures that are often put on operators and pilots and the dangers associated with these pressures. They also must be helped to clearly understand the need to respect the airport facilities provided for them, including runway lights and communications equipment. This task will not be easy, but the Safety Board believes it to be absolutely necessary.

The NWS must reevaluate the usefulness of the automated weather observation stations for aviation purposes in Alaska. Operators and pilots believe this system to be inadequate and often misleading. It is apparent that the current

state-of-the-art of these systems is not sufficient to warrant the replacement of human observers.

CONCLUSIONS

1. The State of Alaska is heavily dependent on its air taxi industry to transport food, medicine, mail, and many other necessities of life to rural villages.
2. The nonfatal air taxi accident rate in Alaska is almost five times higher than the nonfatal air taxi accident rate in the rest of the United States, and the fatal air taxi accident rate in Alaska is more than double the fatal air taxi accident rate in the rest of the United States.
3. Air taxi flying in Alaska is unique because of a number of factors, such as, whiteouts, very rapid changes in weather, a scarcity of nav aids that cause most air taxi operations to be made under visual flight rules (VFR), and the large number of off-airport takeoffs and landings in float-equipped and ski-equipped aircraft.
4. The three major factors which probably contribute most to the high air taxi accident rate in Alaska are: (1) the "bush syndrome," (2) inadequate airfield facilities and inadequate communications of airfield conditions, and (3) inadequate weather observations, inadequate communications of the weather information, and insufficient navigation aids.
5. The "bush syndrome" is an attitude on the part of air taxi operators, pilots, and passengers in Alaska that ranges from a casual acceptance of risks to a willingness to take unwarranted risks.
6. The State owns and operates most of the active airports in Alaska, and many of its runways are inadequately maintained.
7. The collection and dissemination of weather information and current runway condition information is hampered by a shortage of trained personnel and by an inadequate communications system in rural Alaska.
8. The State of Alaska has recently appropriated through Chapter 50, SLA 1980 substantial funds for the improvement of the State aviation system, including capital outlays for improvements of runways and for the installation of nav aids, weather reporting equipment, and communications equipment.
9. A comprehensive State aviation system plan adequate to implement the intent of Chapter 50, SLA 1980 does not appear to exist. Further, centralized control over and authority for developing such a comprehensive aviation plan does not appear to exist within the State DOT/PF.
10. The relationship between the State's air taxi operators and the FAA appears to be strained. Furthermore, because of a lack of permanent FAA inspectors at the rural hubs, there is insufficient opportunity for the FAA to provide guidance to the air taxi operators.

11. Cooperation among the State of Alaska, the FAA, the NWS, and the air taxi operators must be increased if the State is to develop and implement an adequate aviation system plan.

RECOMMENDATIONS

Based on the results of this study, the National Transportation Safety Board recommended:

— to the State of Alaska:

Coordinate with the Federal Aviation Administration and the National Weather Service to facilitate the rapid implementation of the air transportation projects contained in Chapter 50, SLA 1980. (Class I, Urgent Action) (A-80-96)

Improve the level of maintenance of the runway facilities at the rural villages within the State airport system. (Class II, Priority Action) (A-80-97)

Centralize authority and responsibility for planning, operating, and maintaining the State's aviation facilities. (Class II, Priority Action) (A-80-98)

Develop, in cooperation with the Federal Aviation Administration and the system users, a comprehensive aviation system plan and a program for the implementation of the plan. (Class II, Priority Action) (A-80-99)

Establish, in cooperation with the Federal Aviation Administration and the air taxi operators, a program to impress upon the public, particularly those living in rural villages, the importance of respecting and properly maintaining airfield facilities. (Class II, Priority Action) (A-80-100)

-- to the Federal Aviation Administration:

Evaluate, in cooperation with the State of Alaska and the National Weather Service, the feasibility of equipping its flight service stations and the NWS-certified weather observers in rural villages with high-frequency transceivers that have the appropriate frequencies to facilitate the ground-to-ground communication of weather and runway conditions. (Class II, Priority Action) (A-80-101)

Locate and maintain permanently a Principal Operations Inspector and a Principal Maintenance Inspector at Nome, Bethel, Ketchikan, and at as many other regional hubs as possible. (Class II, Priority Action) (A-80-102)

Continue to develop, in cooperation with the National Weather Service, the concept of "meteor burst" technology for transmission of weather observations from rural villages to regional aviation hubs in Alaska. (Class II, Priority Action) (A-80-103)

Continue to develop and improve, in cooperation with the National Weather Service, the technology of the television weather observation system in Alaska. (Class II, Priority Action) (A-80-104)

-- to the Alaska Air Carriers Association:

Extend its safety program to reiterate the hazards of air taxi operations in Alaska and to overcome, in particular, the "bush pilot syndrome." (Class II, Priority Action) (A-80-105)

BY THE NATIONAL TRANSPORTATION SAFETY BOARD

/s/ JAMES B. KING
Chairman

/s/ PATRICIA A. GOLDMAN
Member

/s/ G.H. PATRICK BURSLEY
Member

ELWOOD T. DRIVER, Vice Chairman, and FRANCIS H. McADAMS, Member, did not participate.

September 16, 1980

3-1-82

HB 722

HB 704

HOUSE LABOR & COMMERCE
STANDING COMMITTEE
March 1, 1982
1:07 p.m.

Members Present: Rep. Martin, Chairman
Rep. Bylsma, Vice Chairman
Rep. Rogers
Rep. Randolph
Rep. Gardiner

Members Absent: No members absent.

COMMITTEE CALENDAR

HB 704 An Act continuing the existence of the Real Estate Commission; and providing for an effective date.

HB 722 An Act relating to landlord remedies.

WITNESS REGISTER

Representative Metcrafe
Alaska State Legislature
Pouch V
Juneau, Alaska 99811
465-4947

Position Statement: Prime sponsor of HB 722; explained bill.

Lance Youngquist, Chairman
Real Estate Commission
195 South Franklin
Juneau, Alaska 99801
586-1612

Position Statement: Offered suggestions for changes to HB 704.

PREVIOUS ACTION

HB 704 No previous action.

Statutory Reference: AS 08.03.010(c)(18).
After amendments during meeting, references also include AS 08.88.221; AS 08.88.401.

Action Taken: The committee adopted portions of a document entitled, "Proposed Statutory Changes in AS 08.88 Presented to the House Labor and Commerce Committee by the Alaska Real Estate Commission, March 1, 1982"; specifically:

Rep. Rogers moved, on page 1 of the proposed changes, referring to Sec. 08.88.241: to change statutory reference to read, "AS 08.88.221"; and after the word "FEES", to delete the remainder of the first line and insert "(a) The following fees shall be charged a", and to add, after the word "applicant" on the second line, the words "when applicable:", and to delete the third line; and to add fees to the subsections as follows: (1) \$50; (2) \$100; (3) \$100; (4) \$100; (5) \$50; and to add a new subsection (b), which would correspond to subsection (d) of existing statutes.

Rep. Randolph moved to amend Rep. Rogers motion by deleting subsection (6). There being no objection, both motions passed.

Rep. Rogers moved to repeal and reenact AS 08.88.401, as set forth on pages 2 and 3 of the proposed changes, and add a new subsection (e). Motion passed without objection.

Rep. Rogers moved to incorporate the amendments into a draft committee substitute and bring the bill before the committee at the earliest possible time. Rep. Rogers amended his motion, on page 1, line 10 of HB 704, to delete "1984" and insert "1986". There being no objection, the motions passed.

HB 722

No previous action.

Statutory Reference: AS 34.03

Action Taken: Rep. Rogers moved to delete everything after page 1, line 27. He withdrew the motion.

Representatives Bylsma and Gardiner were appointed to a subcommittee. Rep. Rogers moved the bill be reported back to the committee only by unanimous vote of the subcommittee. There being no objection, the motion passed.

ACTION NARRATIVE

Tape #29
Recording

Number 000 The meeting was called to order by Chairman Martin at 1:07 p.m. Members present were: Representatives Martin, Bylsma, Randolph, and Rogers. Representative Gardiner arrived later in the meeting. Representative Metcalfe was attending to testify on HB 722.

Number 008 Rep. Metcalfe, prime sponsor of HB 722, went over changes the bill would make to the landlord/tenant act.

Number 064 Rep. Rogers said he was concerned about the section dealing with disturbances. Rep. Martin felt there were other remedies-- police, etc. As Rep. Metcalfe had to leave the meeting, Rep. Martin said he would delay action until Rep. Metcalfe could return to give further testimony.

Number 095 HB 704 was brought before the committee. Lance Youngquist, Chairman of the Real Estate Commission, went over the commission's history and past dealings regarding sunset provisions. He told of the committee's activities: seminars, educational booklets, newsletter. He spoke of problems such as the surety fund and investigations (see Legislative Audit Report) and resolutions of problems. He gave a list of proposed statutory changes to the committee which he asked the committee to consider. He went over these proposed changes, section by section. There was discussion.

Number 174 Rep. Rogers said he was concerned about fees, and asked Youngquist for clarification. There was discussion of fees and status (active and inactive).

Number 454 Rep. Rogers moved, on page 1 of the proposed changes, referring to Sec. 08.88.241, to change the statutory reference to read, "AS 08.88.221"; and after the word "FEES", to delete the remainder of the first line and insert "(a) The following fees shall be charged a", and to add after the word "applicant" on the second line, the language "when applicable:", and to delete the third line; and to add fees to the subsections as follows: (1) \$50; (2) \$100; (3) \$100; (4) \$100; (5) \$50; and to add a new subsection (b), which would correspond to subsection (d) of existing statutes. There was

discussion.

- Number 556 Rep. Randolph moved to amend the motion to delete subsection (6). There being no objection, both motions passed.
- Number 575 There was discussion of fees to charge for inactive licenses.
- Number 727 Rep. Rogers moved and asked unanimous consent to repeal and reenact AS 08.88.401, as set forth on pages 2 and 3 of the proposed changes, and to add a new subsection (e). The motion passed without objection.
- Side B, Number 030 Rep. Rogers moved to incorporate these changes into a draft committee substitute and bring the committee substitute before the committee at the earliest possible time. Rep. Rogers amended his motion, on page 1, line 10 of HB 704, to delete "1984" and insert "1986". There being no objection, the motions passed.
- Number 079 HB 722 was brought back to the committee's attention. Rep. Rogers moved, page 1, to delete everything after line 27 (including all of page two). There was discussion. Rep. Rogers withdrew the motion. He then suggested appointing a subcommittee. There was discussion of what to do with bills and problems of landlords/tenants.
- Representatives Bylsma and Gardiner were appointed to a subcommittee to consider the bill. Rep. Rogers moved the bill he reported back to the committee only by unanimous vote of the subcommittee. There being no objection, the motion passed.
- Number 150 Rep. Rogers reported on progress on HB 159 and the fiscal note. He said the bill would be back to the committee early the next week.
- Number 165 There was discussion of HB 641 and HB 642. No action was taken.
- Number 187 There being no further business to come before the committee, the meeting was adjourned at 2:08 p.m.

371

Amendments to HB 704

Please incorporate the following amendments into a draft committee substitute for HB 704.

Amendment #1:

Line 10--Change "1984" to "1986".

Additions to bill:

See attached document which was entitled "Proposed Statutory Changes in AS 08.88 presented...by the Alaska Real Estate Commission".

Sections to be incorporated, with changes noted, are marked by yellow highlighter running along the margin. Please note one change which may be confusing; that is, p. 1, last change says to add sub (b) which is the same as old sub (d). This is referring to present AS 08.88.221(d), which will now become AS 08.88.221(b).

If you have any questions, please contact me at 465-3657. You may prepare this as a draft committee substitute, as there may be other changes.

Joan Mathews
Committee Secretary

Absent:

1:07 3/1/82

Metcalf present

000 Call to order

HB 722 - Intro to bill

008 Metcalfe, prime sponsor - minor amendments to landlord/tenant act. went over changes & examples of situations bill would remedy.

064 Rogers - concerned w/ section dealing w/ disturbances - what is unreasonable; ~~is~~ concerned that 1/2 the neighbors in a duplex is just one person.

Metcalf said he had no objection to ~~including~~ ^{ex}cluding landlord from this.

Martin felt there were other remedies - police, etc.

Metcalf said this does not cover recovery of property.

Chmn said he wd delay action until Rep. Metcalf rd return to give further testimony. (Metcalf had to leave for another mtg)

075
HB 704

Lance Youngquist, Chmn, Real Estate Commission
Went over his commission's history & past dealings re sunset provisions. Told of the commission's activities - seminars, educational booklets, newsletter. ^{spoke of} Problems - surety fund & investigations (see Legislative Audit Report) - & resolutions of problems. Requested statutory changes (see handout given to committee)

.091 - want authority to charge printing costs of manuals, etc

.101 - wd like to set by reg'n when renewals occur; having problems w/ Dec. renewals, prefer 1/31

.151 - clarification

.221

~~151~~ - want to set fees by reg'n.

174 Rogers requested clarification of who wd set fees - Occ'l Licensing or Commission.

~~Discussion~~ Youngquist explained reason

- .251 - chng inactive status to 2 yrs - same as lapsed license
- .361 - add "or fee" because many use fees rather than commissions
- .401 - clarification
- .401(b) - clarification
- .401(c) - "
- (d) - gives authority to issue stop orders

211 Rogers - concerned abt fees issue; asked Youngquist which fees he wants chnged

Y - renewal fees for active & inactive both \$100

224 Randolph said cost is same, but adv rec'd isn't same.

Discussion.

243 Y - want salesmen & brokers both to pay \$100 ~~rather than the~~
Rand suggested reducing brokers to \$50 (same as salesmen)
rather than raising salesmen

Y said they wanted to increase their funds.

Discussion.

275 Rogers - under (d) - there are other sections of that section which ~~also~~ refer to fees of testing oves - requested clarification of whether this wd be repealed.

Y - explained procedure

Rogers said keeping this procedure in wd require amendt.

[221(e)]

320 Martin gotred fees

Y explained statuses of licensed - lapsed, inactive

feel both shd have same re-testing reqmts (2 yrs for both)

341 Martin asked how many of the 4,000 licenses are inactive

Y thought abt 1,000.

Discussion.

359 Bylsma - 88.251 - asked what inactive person wd pay to

become active; Y said only fee wd be \$5 for changing
license.

373 Martin felt this wd encourage everyone to remain active

Y said this is not so - liability is a factor, didn't think
money was important consideration

Discussion. Y said broker had to hire them before they cd
go active.

400 Rogers asked for clarification of deletion of .261; Y said
shd have been done 1980; housekeeping.

409 Rogers ~~is~~ noted conflict w/new sec ~~(d)~~ 401. (d); said
^{reenact}

(435?) we shd repeal all of .401. Shd add new (e): a

person who violates any prov of this act or art 161~~8~~ of this
Chapter
is guilty of a class A (?) misdemeanor

454 Rogers - p.1 shd read AS 08.88.221 [241]

Fees - after FEES - delete word

(a) The following fee shall be chgd ~~2~~
after applicant

add: ^{which}
(b), wd be old (d)

520 Discussion of what to chg for amending or x'ing license,
or whether to chg anything.

556 Rand moved to amend mo to delete (b); Rogers asked unan
consent; no objection; passed

575 Discussion of fees to chg for inactive license.

636 Martin - re "30 days before renewal" language - said this had
come up before, was found to be cumbersome & complicated.
Y said intent is to move renewal date to 1/31 for everyone; no
plans to stagger.

678 Bylsma - asked clarification of licensing dates & methods of
determining status

727 Rogers - re .401 - moved & asked unan consent to repeal &
re enact .401 (as set out) adding new (e)

side B motion passed w/o objection

005 Martin requested further clarification of active/inactive status.

030 Rogers moved to enc these chgs into a draft CS & bring vll
before committee at ^{earliest possible time.} ~~calendar~~

036 Rogers moved p. 1, ln 10, ^(of bier) delete 1984, insert 1986. No obj, mo ^{passed.}

048 Barry requested clarification - wondered if legis. audit findings
cd be used into report to (spkr.); Rogers said there is problem
w/that.

069 Rogers asked unan consent; no obj; no passed to have
CS drafted to be brought before comm at later date.

079 HB 727

Rogers - landlord/tenant act is to provide balance -
not sure bill does this.

p. 1, ln 28, delete sec. 227 (bottom p. 1, all of p. 2)

095 Hardiner commented on unresolvable bills.

100 Rogers w/drew motion. Suggested appointing subcommittee.

Discussion of what to do w/ bills of problems of landlords/
tenants.

~~119 Byloma Disc comm~~

Hardiner & Byloma were appointed to subcomm.

Rogers moved bill be reported back to comm only by unan
vote of subcomm; no obj.

150 Rogers reported on HB 159 & fiscal note; said bill wd be
back to committee Tues or Wed.

165 Discussion of HB 64(?) o 642. No action taken.

187 Adjourned 2:08

!mHLC!x

March 1, 1982

1:07

!mMP1!xRep. Martin, Chairman

!mMP2!xRep. Bylsma, Vice Chairman

!mMP2!xRep. Rogers

!mMP2!xRep. Randolph

!mMP2!xRep. Gardiner

!mMA!xNo members absent.

!mCAL!x

HB 704 An Act continuing the existence of the Real Estate Commission; and providing for an effective date.

HB 722 An Act relating to landlord remedies.

!mREG!x

!mWI!xRepresentative Metcalfe

Alaska State Legislature

Pouch V

Juneau, Alaska 99811

465-4947

!mPS!xPrime sponsor of HB 722; explained bill.

!mWI!xLance Youngquist, Chairman

Real Estate Commission

195 South Franklin

Juneau, Alaska 99801

536-1612

!mPS!xOffered suggestions for changes to HB 704.

!mPA!x

HB 704 No previous action.

Statutory Reference: AS 08.03.010(c)(18). After amendments during meeting, references also include AS 08.88.221; AS 08.88.401.

Action Taken: The committee adopted portions of a document entitled, "Proposed Statutory Changes in AS 08.88 Presented to the House Labor and Commerce Committee by the Alaska Real Estate Commission, March 1, 1982"; specifically:

Rep. Rogers moved, on page 1 of the proposed changes, referring to Sec. 08.88.241: to change statutory reference to read, "AS 08.88.221"; and after the word "FEES", to delete the remainder of the first line and insert "(a) The following fees shall be charged a", and to add, after the word "applicant" on the second line, the words "when applicable:", and to delete the third line; and to add fees to the subsections as follows: (1) \$50; (2) \$100; (3) \$100; (4) \$100; (5) \$50;

and to add a new subsection (b), which would correspond to subsection (b) of existing statutes.

Rep. Randolph moved to amend Rep. Rogers motion by deleting subsection (6). There being no objection, both motions passed.

Rep. Rogers moved to repeal and reenact AS 08.88.401, as set forth on pages 2 and 3 of the proposed changes, and add a new subsection (e). Motion passed without objection.

Rep. Rogers moved to incorporate the amendments into a draft committee substitute and bring the bill before the committee at the earliest possible time. Rep. Rogers amended his motion, on page 1, line 10 of HB 704, to delete "1984" and insert "1986". There being no objection, the motions passed.

HB 722

No previous action.

Statutory Reference: AS 34.03

Action Taken: Rep. Rogers moved to delete everything after page 1, line 27. He withdrew the motion.

Representatives Bylsma and Gardiner were appointed to a subcommittee. Rep. Gardiner moved the bill be reported back to the committee only by unanimous vote of the subcommittee. There being no