

354

H CRA

HB

843

(A.

SMITH)

25

			TOTAL	\$1,509,979	\$209,030			\$1,697,888	\$751,062	\$1,037,572	
39	KENAI BOROUGH (AW)	4.83	1.81	24,611	\$332,539	\$314,975	\$0	\$0	\$639,558	\$470,590	\$576,418
40	CENTRAL HOSPITAL (SA)	0.19	0.00	14,100	\$16,637	\$0	\$0	\$0	\$16,433	\$0	\$0
41	SOUTH HOSPITAL (SA)	2.02	0.00	5,300	\$42,102	\$0	\$0	\$0	\$41,585	\$0	\$0
42	NORTH KENAI FIRE (SA)	5.45	0.00	3,512	\$30,125	\$0	\$0	\$0	\$29,755	\$0	\$0
43	NORTH KENAI REC (SA)	0.84	0.00	3,995	\$5,283	\$0	\$0	\$0	\$5,219	\$0	\$0
44	BEAR CREEK FIRE (SA)	5.43	0.00	675	\$21,740	\$0	\$0	\$0	\$21,472	\$0	\$0
45	HOMER (CITY)	11.26	5.74	1,802	\$91,086	\$13,754	\$0	\$0	\$103,552	\$74,774	\$74,774
46	KACHEMAK (CITY)	1.75	0.00	151	\$873	\$0	\$26,001	\$0	\$26,544	\$0	\$26,875
47	KENAI (CITY)	14.58	7.95	5,364	\$284,292	\$64,451	\$0	\$0	\$344,458	\$246,090	\$274,921
48	SELDOVIA (CITY)	14.48	2.58	612	\$32,436	\$10,013	\$0	\$0	\$41,928	\$26,132	\$26,132
49	SEWARD (CITY)	17.58	0.00	2,279	\$120,787	\$24,260	\$0	\$0	\$143,265	\$96,533	\$96,533
50	SOLDOTNA (CITY)	10.24	7.47	2,586	\$137,058	\$39,135	\$0	\$0	\$174,023	\$126,703	\$140,603
	TOTAL				\$1,114,962	\$466,590			\$1,587,802	\$1,040,825	\$1,216,259
51	KETCHIKAN BOROUGH (AW)	6.39	3.43	11,490	\$361,807	\$0	\$0	\$0	\$357,361	\$84,555	\$130,515
52	SHORELINE (SA)	1.00	0.00	550	\$2,572	\$0	\$0	\$0	\$2,541	\$0	\$0
53	KETCHIKAN (CITY)	9.67	8.90	7,928	\$420,184	\$159,756	\$0	\$0	\$572,814	\$393,632	\$425,344
54	SAXMAN (CITY)	0.00	0.00	272	\$0	\$4,350	\$20,650	\$0	\$24,692	\$8,294	\$25,000
	TOTAL				\$784,564	\$164,106			\$957,409	\$486,481	\$580,859
55	KODIAK BOROUGH (AW)	6.64	0.00	7,901	\$120,323	\$166,949	\$0	\$0	\$283,743	\$207,791	\$224,778
56	FIRE DISTRICT (SA)	2.31	0.00	1,546	\$17,234	\$0	\$0	\$0	\$17,022	\$0	\$0
57	ROAD DISTRICT (SA)	0.64	0.00	312	\$899	\$0	\$0	\$0	\$888	\$0	\$0
58	KODIAK (CITY)	8.19	6.04	4,960	\$175,613	\$23,026	\$0	\$0	\$196,198	\$190,984	\$212,312
59	ARLICK (CITY)	0.00	0.00	102	\$0	\$0	\$26,875	\$0	\$26,544	\$0	\$26,875
60	LARSEN BAY (CITY)	0.00	0.00	137	\$0	\$0	\$26,875	\$0	\$26,544	\$1,841	\$26,875
61	OLD HARBOR (CITY)	0.00	0.00	327	\$0	\$6,208	\$20,666	\$0	\$26,544	\$17,281	\$26,875
62	OUZINKIE (CITY)	0.00	368.44	170	\$9,010	\$0	\$17,865	\$0	\$26,544	\$2,284	\$26,875
63	PORT LIONS (CITY)	0.00	0.00	227	\$0	\$3,934	\$22,940	\$0	\$26,544	\$11,133	\$26,875
	TOTAL				\$323,081	\$200,118			\$630,578	\$431,316	\$571,465
64	MAT-SU BOROUGH (AW)	9.27	0.00	16,724	\$445,576	\$133,790	\$0	\$0	\$572,248	\$295,973	\$365,378
65	WASILLA F(1,8,9,10,11)	0.77	0.00	4,908	\$15,850	\$0	\$0	\$0	\$15,655	\$0	\$0
66	BUTTE FIRE (SA)	0.59	0.00	1,818	\$4,395	\$0	\$0	\$0	\$4,341	\$0	\$0
67	SUTTON FIRE (SA)	1.71	0.00	594	\$7,159	\$0	\$0	\$0	\$7,071	\$0	\$0
68	OTHER AREA (SA)	0.17	0.00	12,924	\$7,543	\$0	\$0	\$0	\$7,450	\$0	\$0
69	TALKEETNA FLOOD (SA)	1.99	0.00	223	\$2,545	\$0	\$0	\$0	\$2,514	\$0	\$0
70	GARDEN TERRACE (SA)	3.08	0.00	57	\$629	\$0	\$0	\$0	\$621	\$0	\$0
71	HOUSTON (CITY)	0.00	0.00	375	\$0	\$36,494	\$0	\$4,863	\$40,849	\$41,357	\$41,357
72	PALMER (CITY)	4.25	8.69	1,859	\$90,490	\$26,222	\$0	\$0	\$115,279	\$86,977	\$86,977
73	WASILLA (CITY)	0.00	0.00	1,566	\$0	\$65,813	\$0	\$8,123	\$73,028	\$73,937	\$73,937
	TOTAL				\$574,190	\$262,321			\$839,061	\$498,246	\$567,651
74	NORTH SLOPE BOROUGH (AW)	7.57	0.11	9,139	\$144,669	\$65,510	\$0	\$98,013	\$304,406	\$308,193	\$308,193
75	ANAKTUVUK PASS (CITY)	0.00	0.00	150	\$0	\$0	\$33,437	\$0	\$33,026	\$0	\$33,437
76	BARROW (CITY)	0.00	52.37	2,306	\$122,218	\$0	\$0	\$0	\$120,716	\$38,553	\$38,553
77	KAKTOVIK (CITY)	0.00	0.00	123	\$0	\$0	\$33,437	\$0	\$33,026	\$2,057	\$33,437
78	NUIGSUT (CITY)	0.00	0.00	152	\$0	\$0	\$33,437	\$0	\$33,026	\$0	\$33,437
79	POINT HOPE (CITY)	0.00	13.18	384	\$20,352	\$0	\$13,085	\$0	\$33,026	\$0	\$33,437
80	WAINWRIGHT (CITY)	0.00	33.34	341	\$18,073	\$0	\$15,364	\$0	\$33,026	\$0	\$33,437
	TOTAL				\$305,312	\$65,510			\$590,256	\$348,803	\$513,934
81	SITKA BOROUGH	4.00	7.73	7,650	\$266,971	\$133,982	\$0	\$0	\$396,027	\$383,994	\$455,426
FIRST CLASS CITIES											
82	CORDOVA	13.68	15.88	2,406	\$127,518	\$119,038	\$0	\$0	\$243,527	\$211,729	\$222,797
83	CRAIG	7.73	10.67	467	\$24,751	\$10,405	\$0	\$0	\$34,724	\$26,050	\$26,050
84	DILLINGHAM	15.11	12.67	1,269	\$67,257	\$7,082	\$0	\$0	\$73,426	\$60,754	\$60,754
85	GALENA	0.00	16.65	631	\$33,443	\$19,134	\$0	\$0	\$51,931	\$41,499	\$41,499

86	HODNAH	0.00	8.62	848	\$44,944	\$0	\$0	\$0	\$44,391	\$28,715	\$28,715
87	HYDABURG	0.00	15.98	380	\$20,140	\$7,240	\$0	\$0	\$27,043	\$14,650	\$14,650
88	KAKE	0.00	4.02	679	\$35,987	\$1,537	\$0	\$0	\$37,112	\$20,256	\$20,256
89	KING COVE	4.00	10.94	408	\$21,624	\$5,050	\$0	\$0	\$26,346	\$21,275	\$21,275
90	KLAWOCK	0.00	6.46	323	\$17,119	\$6,535	\$0	\$0	\$23,363	\$14,449	\$14,449
91	NENANA	9.16	5.87	521	\$27,613	\$20,982	\$0	\$0	\$47,997	\$40,963	\$42,317
92	NOME	19.86	12.46	2,585	\$137,005	\$190,119	\$0	\$0	\$323,105	\$283,132	\$283,132
93	PELICAN	3.76	8.71	169	\$8,541	\$6,073	\$12,259	\$0	\$26,544	\$9,616	\$26,875
94	PETERSBURG	12.81	18.16	2,126	\$112,678	\$100,115	\$0	\$0	\$210,179	\$169,595	\$174,007
95	SAINT MARY'S	0.00	0.00	415	\$0	\$5,200	\$27,300	\$0	\$32,100	\$22,194	\$32,500
96	SKAGWAY	10.65	5.31	854	\$30,836	\$19,618	\$0	\$0	\$49,835	\$48,537	\$50,373
97	UNALASKA	17.50	28.05	510	\$27,030	\$85,382	\$0	\$0	\$111,031	\$102,445	\$102,445
98	VALDEZ	6.09	0.00	7,483	\$35,852	\$119,481	\$0	\$199,826	\$350,796	\$417,165	\$452,709
99	ZONE I	1.88	0.00	6,683	\$61,282	\$0	\$0	\$0	\$60,529	\$0	\$0
100	ZONE II	0.57	0.00	700	\$722	\$0	\$0	\$0	\$713	\$0	\$0
				TOTAL	\$97,857	\$119,481			\$412,039	\$417,165	\$452,709
101	WRANGELL	5.87	13.48	3,152	\$167,056	\$99,458	\$0	\$0	\$263,240	\$209,010	\$215,551
102	ZONE II	2.02	0.00	797	\$8,087	\$0	\$0	\$0	\$7,988	\$0	\$0
103	ZONE III	4.11	0.00	100	\$1,028	\$0	\$0	\$0	\$1,015	\$0	\$0
104	ZONE IV	5.40	0.00	2,250	\$63,886	\$0	\$0	\$0	\$63,101	\$0	\$0
				TOTAL	\$240,058	\$99,458			\$335,345	\$209,010	\$215,551
105	YAKUTAT	11.59	4.92	442	\$23,426	\$0	\$0	\$0	\$23,138	\$0	\$0
SECOND CLASS CITIES											
106	AKIACHAK	0.00	0.00	354	\$0	\$19,630	\$12,870	\$0	\$32,100	\$30,904	\$32,500
107	AKIAK	0.00	0.00	165	\$0	\$0	\$32,500	\$0	\$32,100	\$1,072	\$32,500
108	AKOLMIUT	0.00	0.78	608	\$4,801	\$62,757	\$0	\$14,563	\$81,113	\$82,122	\$82,122
109	ALAKANUK	0.00	1.88	527	\$13,316	\$12,480	\$6,703	\$0	\$32,100	\$29,265	\$32,500
110	ALEKNAGIK	0.00	0.00	227	\$0	\$0	\$31,562	\$0	\$31,174	\$0	\$31,562
111	ALLAKAKET	0.00	0.00	164	\$0	\$0	\$33,437	\$0	\$33,026	\$2,741	\$33,437
112	AMBLER	0.00	1.31	217	\$2,937	\$14,839	\$15,660	\$0	\$33,026	\$22,531	\$33,437
113	ANDERSON	0.00	3.22	470	\$12,142	\$13,004	\$8,290	\$0	\$33,026	\$31,548	\$33,437
114	ANGON	0.00	4.06	287	\$13,795	\$8,061	\$4,080	\$0	\$25,618	\$18,036	\$25,937
115	ANIAK	0.00	0.00	323	\$0	\$13,575	\$19,861	\$0	\$33,026	\$24,160	\$33,437
116	ANVIK	0.00	0.00	87	\$0	\$0	\$33,437	\$0	\$33,026	\$0	\$33,437
117	ATMAUTLUAK	0.00	0.00	169	\$0	\$5,200	\$27,300	\$0	\$32,100	\$10,583	\$32,500
118	BETHEL	0.00	12.61	3,409	\$180,677	\$116,025	\$0	\$0	\$293,056	\$264,487	\$273,351
119	BREVIG MISSION	0.00	0.00	120	\$0	\$5,580	\$25,982	\$0	\$31,174	\$8,534	\$31,562
120	BUCKLAND	0.00	2.87	172	\$4,796	\$0	\$28,641	\$0	\$33,026	\$0	\$33,437
121	CHEFORMAK	0.00	0.00	192	\$0	\$0	\$32,500	\$0	\$32,100	\$1,872	\$32,500
122	CHEVAK	0.00	2.68	447	\$12,782	\$0	\$19,717	\$0	\$32,100	\$9,878	\$32,500
123	CHUATHBALUK	0.00	0.00	118	\$0	\$5,350	\$28,087	\$0	\$33,026	\$9,216	\$33,437
124	CLARK'S POINT	0.00	0.00	98	\$0	\$0	\$31,562	\$0	\$31,174	\$0	\$31,562
125	DEERING	0.00	5.08	100	\$4,280	\$5,350	\$23,807	\$0	\$33,026	\$8,626	\$33,437
126	DELTA JUNCTION	0.00	0.00	892	\$0	\$18,779	\$9,970	\$2,852	\$31,213	\$31,602	\$35,705
127	DIOMEDE	0.00	0.00	135	\$0	\$5,050	\$26,512	\$0	\$31,174	\$6,328	\$31,562
128	EAGLE	2.21	0.00	145	\$2,518	\$4,071	\$22,160	\$0	\$28,396	\$4,904	\$28,750
129	EEL	0.00	2.30	195	\$4,420	\$0	\$28,079	\$0	\$32,100	\$6,211	\$32,500
130	EKWOK	0.00	0.00	109	\$0	\$0	\$31,562	\$0	\$31,174	\$0	\$31,562
131	ELYM	0.00	2.76	205	\$5,021	\$5,050	\$31,496	\$0	\$31,174	\$11,909	\$31,562
132	EMMONAK	0.00	6.41	545	\$28,885	\$4,699	\$0	\$0	\$33,171	\$16,744	\$16,744
133	FORT YUKON	0.00	12.00	637	\$33,761	\$30,856	\$0	\$0	\$63,823	\$53,434	\$53,434
134	FORTUNA LEDGE	0.00	0.00	200	\$0	\$5,200	\$27,300	\$0	\$32,100	\$10,270	\$32,500
135	GAMBELL	0.00	3.85	412	\$14,224	\$0	\$17,337	\$0	\$31,174	\$6,241	\$31,562
136	GOLOVIN	0.00	0.00	118	\$0	\$0	\$31,562	\$0	\$31,174	\$0	\$31,562
137	GOODNEWS BAY	0.00	1.79	248	\$4,018	\$0	\$28,481	\$0	\$32,100	\$4,674	\$32,500
138	GRAYLING	0.00	0.00	167	\$0	\$0	\$33,437	\$0	\$33,026	\$2,402	\$33,437
139	HOLY CROSS	0.00	0.00	212	\$0	\$13,375	\$20,062	\$0	\$33,026	\$17,486	\$33,437
140	HOOVER BAY	0.00	3.63	590	\$24,185	\$0	\$8,314	\$0	\$32,100	\$0	\$32,500
141	HUGHES	0.00	0.00	98	\$0	\$0	\$33,437	\$0	\$33,026	\$1,638	\$33,437
142	HUSLIA	0.00	0.00	216	\$0	\$36,587	\$0	\$4,189	\$40,275	\$40,776	\$40,776

143	KALYAG	0.00	0.00	240	\$0	\$2,226	\$31,210	\$0	\$33,026	\$6,881	\$33,437
144	KASAAN	0.00	0.00	38	\$0	\$4,000	\$21,000	\$0	\$24,692	\$4,475	\$25,000
145	KIANA	0.00	0.00	314	\$0	\$10,405	\$23,031	\$0	\$33,026	\$17,545	\$33,437
146	KIVALINA	0.00	2.69	208	\$5,322	\$7,356	\$20,758	\$0	\$33,026	\$14,172	\$33,437
147	KOBUK	0.00	0.00	60	\$0	\$5,350	\$28,087	\$0	\$33,026	\$5,951	\$33,437
148	KOTLIK	0.00	2.79	284	\$10,868	\$5,200	\$16,431	\$0	\$32,100	\$11,476	\$32,500
149	KOTZEBUE	0.00	11.58	2,526	\$133,878	\$31,137	\$0	\$0	\$162,987	\$144,317	\$144,317
150	KOYUK	0.00	0.48	160	\$835	\$5,050	\$25,677	\$0	\$31,174	\$9,999	\$31,562
151	KOYUKUK	0.00	0.00	124	\$0	\$5,350	\$28,087	\$0	\$33,026	\$6,179	\$33,437
152	KUPREANOF	0.00	0.00	42	\$0	\$0	\$25,937	\$0	\$25,618	\$0	\$25,937
153	KWETHLUK	0.00	0.00	444	\$0	\$5,200	\$27,300	\$0	\$32,100	\$16,455	\$32,500
154	LOWER KALSKAG	0.00	0.00	195	\$0	\$5,350	\$28,087	\$0	\$33,026	\$12,262	\$33,437
155	MANDOKOTAK	0.00	1.29	225	\$2,962	\$0	\$28,599	\$0	\$31,174	\$5,539	\$31,562
156	MCGRATH	0.00	0.00	296	\$0	\$11,816	\$21,620	\$0	\$33,026	\$21,516	\$33,437
157	MEKORYUK	0.00	1.85	184	\$3,036	\$5,200	\$24,203	\$0	\$32,100	\$11,538	\$32,500
158	MOUNTAIN VILLAGE	0.00	6.90	513	\$27,189	\$5,200	\$111	\$0	\$32,100	\$22,873	\$32,500
159	NAPAKIAK	0.00	9.56	276	\$14,628	\$10,036	\$7,836	\$0	\$32,100	\$18,826	\$32,500
160	NAPASKIAK	0.00	0.00	210	\$0	\$0	\$32,500	\$0	\$32,100	\$5,323	\$32,500
161	NEWHALEN	0.00	0.00	89	\$0	\$0	\$31,562	\$0	\$31,174	\$0	\$31,562
162	NEW STUYAHOK	0.00	0.00	230	\$0	\$0	\$31,562	\$0	\$31,174	\$0	\$31,562
163	NEWTOK	0.00	0.00	124	\$0	\$0	\$32,500	\$0	\$32,100	\$0	\$32,500
164	NIGHTMUTE	0.00	3.65	123	\$4,315	\$0	\$28,184	\$0	\$32,100	\$799	\$32,500
165	NIKOLAI	0.00	0.00	85	\$0	\$7,195	\$26,241	\$0	\$33,026	\$7,764	\$33,437
166	NONDALTON	0.00	0.00	226	\$0	\$0	\$31,562	\$0	\$31,174	\$0	\$31,562
167	NOORVIK	0.00	3.25	527	\$15,449	\$9,763	\$8,224	\$0	\$33,026	\$28,443	\$33,437
168	NULATO	0.00	0.00	331	\$0	\$8,225	\$25,211	\$0	\$33,026	\$10,439	\$33,437
169	PILOT STATION	0.00	0.37	301	\$1,622	\$1,950	\$28,927	\$0	\$32,100	\$12,320	\$32,500
170	PLATINUM	0.00	0.00	59	\$0	\$0	\$32,500	\$0	\$32,100	\$1,879	\$32,500
171	PORT ALEXANDER	0.00	3.63	51	\$1,423	\$0	\$24,514	\$0	\$25,618	\$661	\$25,937
172	PORT HEIDEN	0.00	0.00	89	\$0	\$50,373	\$0	\$1,405	\$51,142	\$51,778	\$51,778
173	QUINHAGAK	0.00	1.49	395	\$5,496	\$5,512	\$21,491	\$0	\$32,100	\$15,525	\$32,500
174	RUBY	0.00	0.00	219	\$0	\$0	\$33,437	\$0	\$33,026	\$3,662	\$33,437
175	RUSSIAN MISSION	0.00	0.00	158	\$0	\$1,716	\$30,784	\$0	\$32,100	\$2,126	\$32,500
176	SAINT MICHAEL	0.00	0.00	206	\$0	\$5,050	\$26,512	\$0	\$31,174	\$10,121	\$31,562
177	SAINT PAUL	0.00	8.27	550	\$29,150	\$68,999	\$0	\$0	\$96,943	\$85,410	\$85,410
178	SAND POINT	0.00	18.57	544	\$28,832	\$25,691	\$0	\$0	\$53,853	\$40,458	\$40,458
179	SAVDONGA	0.00	0.93	409	\$3,372	\$5,050	\$23,139	\$0	\$31,174	\$17,701	\$31,562
180	SCAMMON BAY	0.00	2.04	193	\$5,200	\$0	\$27,299	\$0	\$32,100	\$6,147	\$32,500
181	SELAWIK	0.00	12.52	521	\$27,613	\$0	\$5,824	\$0	\$33,026	\$17,073	\$33,437
182	SHAGELUK	0.00	0.00	169	\$0	\$12,070	\$21,366	\$0	\$33,026	\$14,897	\$33,437
183	SHAKTOOLIK	0.00	1.39	160	\$2,126	\$0	\$29,435	\$0	\$31,174	\$0	\$31,562
184	SHELDON POINT	0.00	0.00	136	\$0	\$0	\$32,500	\$0	\$32,100	\$0	\$32,500
185	SHISHMAREF	0.00	3.14	326	\$9,627	\$8,534	\$13,400	\$0	\$31,174	\$19,441	\$31,562
186	SHUNGNAK	0.00	3.14	182	\$5,130	\$5,350	\$22,956	\$0	\$33,026	\$9,488	\$33,437
187	STEBBINS	0.00	1.49	298	\$4,217	\$0	\$27,345	\$0	\$31,174	\$9,217	\$31,562
188	TANANA	0.00	2.31	499	\$9,181	\$22,169	\$2,086	\$0	\$33,026	\$25,506	\$33,437
189	TELLER	0.00	1.56	219	\$3,364	\$10,144	\$18,053	\$0	\$31,174	\$14,844	\$31,562
190	TENAKEE SPRINGS	0.00	0.00	140	\$0	\$1,556	\$24,381	\$0	\$25,618	\$6,131	\$25,937
191	TOGIAK	0.00	4.10	419	\$16,391	\$0	\$15,170	\$0	\$31,174	\$10,315	\$31,562
192	TOKSOOK BAY	0.00	3.12	317	\$11,192	\$5,200	\$16,107	\$0	\$32,100	\$16,121	\$32,500
193	TULUKSAK	0.00	0.00	202	\$0	\$0	\$32,500	\$0	\$32,100	\$0	\$32,500
194	TUNUNAK	0.00	0.75	299	\$2,198	\$5,200	\$25,101	\$0	\$32,100	\$12,780	\$32,500
195	UNALAKLEET	0.00	0.00	630	\$0	\$22,510	\$9,052	\$2,083	\$33,232	\$33,645	\$33,645
196	UPPER KALSKAG	0.00	0.00	164	\$0	\$0	\$33,437	\$0	\$33,026	\$2,741	\$33,437
197	WALES	0.00	1.29	109	\$1,305	\$0	\$30,257	\$0	\$31,174	\$0	\$31,562
198	WHITE MOUNTAIN	0.00	0.00	98	\$0	\$0	\$31,562	\$0	\$31,174	\$0	\$31,562
199	WHITTIER	0.00	9.24	292	\$15,476	\$22,712	\$0	\$0	\$37,719	\$33,961	\$33,961
200	EXT FIRE AREAS	0.00	0.00	1	\$0	\$66,341	\$0	\$0	\$65,525	\$66,341	\$66,341
				TOTAL	\$17,904,280	\$6,765,093	\$2,330,585	\$335,919	\$27,000,000	\$18,349,049	\$24,439,776

NEW VERSION HOUSE BILL NO. 843 (1977 DATA)

PREPARED BY
LEGISLATIVE AFFAIRS AGENCY
RESEARCH DIVISION
MARCH 25, 1978

COLA USED ONLY FOR MODIFYING NON-PER CAPITA ENTITLEMENTS
LOCAL EFFORT LIMIT SET TO 25
PAYOUT SET TO \$25 MILLION (3.351(427)
ADD ON TOTALS \$809,987
PRORATION DOWN AFTER SECTION 9 ADD ON ADDITIONS IS .96861730

LOCAL GOV'T	PROPERTY TAX	S. T. EQUIV	POP	CHAPTER 88 ENTITLEMENT	CHAPTER 89 ENTITLEMENT	SECTION 9 ADD ON	HB843 ENTITLEMENT	PRESENT ENTITLEMENT
BOROUGH AND INTERNAL DIFFERENTIAL TAX UNITS								
1 ANCHORAGE (AW)	2.93	0.244	180,653	\$2,567,383	\$2,876,165	\$0	\$5,272,715	\$8,378,557
2 CITY (SA)	7.07	0.000	67,014	\$2,012,843	\$0	\$0	\$1,949,674	\$0
3 HILLSIDE (SA)	3.49	0.000	8,937	\$99,635	\$0	\$0	\$96,508	\$0
4 SPENARD (SA)	7.34	0.000	38,816	\$1,142,399	\$0	\$0	\$1,106,547	\$0
5 GIRDWOOD (SA)	3.35	0.000	600	\$5,472	\$0	\$0	\$5,300	\$0
6 GLEN ALPS (SA)	3.37	0.000	65	\$589	\$0	\$0	\$570	\$0
7 RICH. VISTA (SA)	7.24	0.000	1,105	\$92,589	\$0	\$0	\$89,683	\$0
8 SAND LAKE (SA)	3.97	0.000	18,915	\$345,464	\$0	\$0	\$334,623	\$0
9 MULDOON (SA)	4.70	0.000	23,345	\$685,791	\$0	\$0	\$664,269	\$0
10 RABBIT CREEK (SA)	3.37	0.000	6,532	\$102,839	\$0	\$0	\$99,611	\$0
11 EAGLE RIVER (SA)	2.28	0.000	7,182	\$84,662	\$0	\$0	\$82,005	\$0
12 CHUGIAK (SA)	1.28	0.000	5,876	\$48,574	\$0	\$0	\$47,049	\$0
13 OCEAN VIEW (SA)	4.86	0.000	1,894	\$41,193	\$0	\$0	\$39,900	\$0
14 OTHER SA	0.52	0.000	372	\$492	\$0	\$0	\$477	\$0
TOTAL				\$7,229,932	\$2,876,165		\$9,788,940	\$8,378,557
15 BRISTOL BAY BOROUGH (AW)	6.15	8.203	1,311	\$90,426	\$8,370	\$0	\$95,696	\$32,370
16 SOUTH NAKNEK SA	1.47	0.000	175	\$822	\$0	\$0	\$796	\$0
TOTAL				\$91,249	\$8,370		\$96,493	\$32,370
17 FAIRBANKS BOROUGH (AW)	1.19	2.227	60,227	\$820,245	\$113,018	\$230,179	\$1,126,931	\$1,200,637
18 BALLAINE LAKE (SA)	0.81	0.000	168	\$1,234	\$0	\$0	\$1,195	\$0
19 DIANE (SA)	1.22	0.000	66	\$505	\$0	\$0	\$489	\$0
20 WILDVIEW ACRES (SA)	0.82	0.000	77	\$316	\$0	\$0	\$306	\$0
21 SMITH RANCH (SA)	1.63	0.000	438	\$5,658	\$0	\$0	\$5,481	\$0
22 ENGINEER CREEK (SA)	1.64	0.000	144	\$1,861	\$0	\$0	\$1,803	\$0
23 ESTER LUMP (SA)	2.04	0.000	10	\$37	\$0	\$0	\$36	\$0
24 NORTH STAR F.P. (SA)	0.87	0.000	6,500	\$26,963	\$0	\$0	\$26,117	\$0
25 BECKER RIDGE (SA)	2.35	0.000	108	\$620	\$0	\$0	\$600	\$0
26 FAIRBANKS (CITY)	6.94	4.603	30,462	\$1,807,470	\$512,634	\$0	\$2,247,293	\$1,265,807
27 NORTH POLE (CITY)	4.36	9.184	461	\$26,217	\$18,492	\$0	\$43,306	\$29,890
TOTAL				\$2,691,132	\$644,144		\$3,453,562	\$2,496,336
28 HAINES BOROUGH	1.42	0.000	1,924	\$16,530	\$0	\$0	\$16,011	\$0
29 HAINES (CITY)	7.62	0.588	1,366	\$114,458	\$16,528	\$0	\$126,876	\$65,721
TOTAL				\$130,988	\$16,528		\$142,887	\$65,721
30 JUNEALU (AW)	8.62	0.000	20,465	\$962,930	\$209,030	\$0	\$1,135,181	\$751,062
31 JUNEALU SA1	2.78	9.135	7,259	\$457,354	\$0	\$0	\$443,001	\$0
32 JUNEALU SA2	1.21	4.128	1,606	\$65,404	\$0	\$0	\$63,351	\$0
33 JUNEALU SA3	0.79	0.000	197	\$514	\$0	\$0	\$498	\$0
34 JUNEALU SA4	2.88	0.000	1,370	\$16,275	\$0	\$0	\$15,765	\$0
35 JUNEALU SA5	2.35	0.000	8,369	\$119,712	\$0	\$0	\$115,955	\$0
36 JUNEALU SA6	1.89	0.000	719	\$7,850	\$0	\$0	\$7,604	\$0
37 JUNEALU SA7	1.41	0.000	427	\$2,875	\$0	\$0	\$2,784	\$0
38 JUNEALU SA8	1.30	0.000	518	\$2,451	\$0	\$0	\$2,374	\$0

39	KENAI BOROUGH (AW)	0.00	0.000	24,611	\$0	\$314,975	\$0	\$305,090	\$470,590
40	CENTRAL HOSPITAL (SA)	0.19	0.000	14,100	\$26,303	\$0	\$0	\$25,478	\$0
41	SOUTH HOSPITAL (SA)	2.02	0.000	5,300	\$66,562	\$0	\$0	\$64,473	\$0
42	NORTH KENAI FIRE (SA)	5.45	0.000	3,512	\$47,627	\$0	\$0	\$46,132	\$0
43	NORTH KENAI REC (SA)	0.84	0.000	3,995	\$8,353	\$0	\$0	\$8,091	\$0
44	BEAR CREEK FIRE (SA)	5.43	0.000	675	\$34,370	\$0	\$0	\$33,291	\$0
45	HOMER (CITY)	11.26	5.742	1,802	\$144,003	\$13,754	\$0	\$152,807	\$74,774
46	KACHEMAK (CITY)	1.75	0.000	151	\$1,381	\$0	\$0	\$1,338	\$0
47	KENAI (CITY)	14.58	7.952	5,364	\$449,455	\$64,451	\$0	\$497,779	\$246,090
48	SELDOVIA (CITY)	14.48	2.589	612	\$51,280	\$10,013	\$0	\$59,370	\$26,132
49	SEWARD (CITY)	17.58	0.000	2,279	\$190,959	\$24,260	\$0	\$208,466	\$96,533
50	SOLDOTNA (CITY)	10.24	7.470	2,586	\$216,683	\$39,135	\$0	\$247,790	\$126,703

TOTAL \$1,236,981 \$466,590 \$1,650,110 \$1,040,825

51	KETCHIKAN BOROUGH (AW)	4.55	3.439	11,490	\$464,610	\$0	\$0	\$450,029	\$84,555
52	SHORELINE (SA)	1.00	0.000	550	\$4,067	\$0	\$0	\$3,939	\$0
53	KETCHIKAN (CITY)	9.67	8.902	7,928	\$664,295	\$159,756	\$0	\$798,190	\$393,632
54	SAXMAN (CITY)	0.00	0.000	272	\$0	\$4,350	\$3,944	\$8,033	\$8,294

TOTAL \$1,132,973 \$164,106 \$1,260,193 \$486,481

55	KODIAK BOROUGH (AW)	1.83	0.000	7,901	\$52,624	\$166,949	\$0	\$212,683	\$207,791
56	FIRE DISTRICT (SA)	2.31	0.000	1,546	\$27,247	\$0	\$0	\$26,392	\$0
57	ROAD DISTRICT (SA)	0.64	0.000	312	\$1,422	\$0	\$0	\$1,378	\$0
58	KODIAK (CITY)	8.19	6.044	4,960	\$277,638	\$23,026	\$0	\$291,228	\$190,984
59	AKHIOK (CITY)	0.00	0.000	102	\$0	\$0	\$0	\$0	\$0
60	LARSEN BAY (CITY)	0.00	0.000	137	\$0	\$0	\$1,841	\$1,783	\$1,841
61	OLD HARBOR (CITY)	0.00	0.000	327	\$0	\$6,208	\$11,073	\$16,739	\$17,281
62	DUZINKIE (CITY)	0.00	6.484	170	\$14,244	\$0	\$0	\$13,797	\$2,284
63	PORT LIONS (CITY)	0.00	0.000	227	\$0	\$3,934	\$7,199	\$10,784	\$11,133

TOTAL \$373,177 \$200,118 \$574,787 \$431,316

64	MAT-SU BOROUGH (AW)	3.12	0.000	16,724	\$237,421	\$133,790	\$0	\$359,562	\$295,973
65	WASILLA F(1,8,9,10,11)	0.77	0.000	4,908	\$25,058	\$0	\$0	\$24,271	\$0
66	BUTTE FIRE (SA)	0.59	0.000	1,818	\$6,949	\$0	\$0	\$6,731	\$0
67	SUTTON FIRE (SA)	1.71	0.000	594	\$11,319	\$0	\$0	\$10,964	\$0
68	OTHER AREA (SA)	0.17	0.000	12,924	\$11,925	\$0	\$0	\$11,551	\$0
69	TALKEETNA FLOOD (SA)	1.99	0.000	223	\$4,024	\$0	\$0	\$3,897	\$0
70	GARDEN TERRACE (SA)	3.08	0.000	57	\$995	\$0	\$0	\$964	\$0
71	HOUSTON (CITY)	0.00	0.000	375	\$0	\$36,494	\$4,863	\$40,059	\$41,357
72	PALMER (CITY)	4.25	8.690	1,859	\$143,061	\$26,222	\$0	\$163,972	\$86,977
73	WASILLA (CITY)	0.00	0.000	1,566	\$0	\$65,813	\$8,123	\$71,617	\$73,937

TOTAL \$440,756 \$262,321 \$693,592 \$498,246

74	NORTH SLOPE BOROUGH (AW)	5.55	0.110	9,139	\$168,562	\$65,510	\$74,120	\$298,521	\$308,193
75	ANAKTUVUK PASS (CITY)	0.00	0.000	150	\$0	\$0	\$0	\$0	\$0
76	BARROW (CITY)	0.00	13.319	2,306	\$193,222	\$0	\$0	\$187,158	\$38,553
77	KAKTOVIK (CITY)	0.00	0.000	123	\$0	\$0	\$2,057	\$1,992	\$2,057
78	NUIGSUT (CITY)	0.00	0.000	152	\$0	\$0	\$0	\$0	\$0
79	POINT HOPE (CITY)	0.00	6.696	384	\$32,175	\$0	\$0	\$31,166	\$0
80	WAINWRIGHT (CITY)	0.00	7.540	341	\$28,572	\$0	\$0	\$27,676	\$0

TOTAL \$422,532 \$65,510 \$546,514 \$348,803

81	SITKA BOROUGH	2.10	3.866	7,650	\$214,631	\$133,982	\$35,380	\$371,943	\$383,994
----	---------------	------	-------	-------	-----------	-----------	----------	-----------	-----------

FIRST CLASS CITIES

82	CORDOVA	8.51	12.045	2,406	\$201,601	\$119,038	\$0	\$310,577	\$211,729
83	CRAIG	5.83	8.783	467	\$39,130	\$10,405	\$0	\$47,980	\$26,050
84	DILLINGHAM	15.12	10.142	1,269	\$106,330	\$7,082	\$0	\$109,854	\$60,754
85	GALENA	0.00	14.025	631	\$52,872	\$19,134	\$0	\$69,746	\$41,499

87	HYDABURG	0.00	15.989	380	\$31,840	\$7,240	\$0	\$37,854	\$14,650
88	KAKE	0.00	1.142	679	\$19,676	\$1,587	\$0	\$20,596	\$20,256
89	KING COVE	2.00	2.917	408	\$26,405	\$5,050	\$0	\$30,468	\$21,275
90	KLAWOCK	0.00	3.411	323	\$27,064	\$6,535	\$0	\$32,545	\$14,449
91	NENANA	9.16	6.097	521	\$43,655	\$20,982	\$0	\$62,608	\$40,963
92	NOME	17.39	9.808	2,585	\$216,599	\$190,119	\$0	\$393,955	\$283,132
93	PELICAN	3.20	9.915	169	\$14,160	\$6,073	\$0	\$19,599	\$9,616
94	PETERSBURG	12.81	1.231	2,126	\$178,139	\$100,115	\$0	\$269,523	\$169,595
95	SAIN'T MARY'S	0.00	0.000	415	\$0	\$5,200	\$16,994	\$21,498	\$22,194
96	SKAGWAY	9.40	3.402	854	\$39,096	\$19,618	\$0	\$56,872	\$48,537
97	UNALASKA	9.59	21.412	510	\$42,733	\$85,382	\$0	\$124,095	\$102,445

98	VALDEZ	4.43	0.000	7,483	\$41,246	\$119,481	\$158,410	\$309,122	\$417,165
99	ZONE I	1.88	0.000	6,683	\$96,885	\$0	\$0	\$93,845	\$0
100	ZONE II	0.57	0.000	700	\$1,141	\$0	\$0	\$1,106	\$0

TOTAL \$139,274 \$119,481 \$404,073 \$417,165

101	WRANGELL	5.87	9.307	3,152	\$264,109	\$99,458	\$0	\$352,158	\$209,010
102	ZONE II	2.02	0.000	797	\$12,786	\$0	\$0	\$12,384	\$0
103	ZONE III	4.11	0.000	100	\$1,626	\$0	\$0	\$1,575	\$0
104	ZONE IV	5.40	0.000	2,250	\$101,001	\$0	\$0	\$97,832	\$0

TOTAL \$379,523 \$99,458 \$463,950 \$209,010

105	YAKUTAT	11.60	4.567	442	\$37,035	\$0	\$0	\$35,873	\$0
-----	---------	-------	-------	-----	----------	-----	-----	----------	-----

SECOND CLASS CITIES

106	AKIACHAK	0.00	0.000	354	\$0	\$19,630	\$11,274	\$29,935	\$30,904
107	AKIAK	0.00	0.000	165	\$0	\$0	\$1,072	\$1,038	\$1,072
108	AKOLMIUT	0.00	0.544	608	\$4,186	\$62,757	\$15,178	\$79,545	\$82,122
109	ALAKANUK	0.00	1.312	527	\$12,356	\$12,480	\$4,429	\$28,347	\$29,265
110	ALEKNAGIK	0.00	0.000	227	\$0	\$0	\$0	\$0	\$0
111	ALLAKAKET	0.00	0.000	164	\$0	\$0	\$2,741	\$2,655	\$2,741
112	AMBLER	0.00	0.915	217	\$2,574	\$14,839	\$5,117	\$21,824	\$22,531
113	ANDERSON	0.00	2.240	470	\$9,879	\$13,004	\$8,664	\$30,558	\$31,548
114	ANGOON	0.00	2.822	287	\$12,493	\$8,061	\$0	\$19,910	\$18,036
115	ANIAK	0.00	0.000	323	\$0	\$13,575	\$10,584	\$23,402	\$24,160
116	ANVIK	0.00	0.000	87	\$0	\$0	\$0	\$0	\$0
117	ATMAUTLUAK	0.00	0.000	169	\$0	\$5,200	\$5,383	\$10,251	\$10,583
118	BETHEL	0.00	12.613	3,409	\$285,643	\$116,025	\$0	\$389,063	\$264,487
119	BREVIK MISSION	0.00	0.000	120	\$0	\$5,580	\$2,954	\$8,266	\$8,534
120	BUCKLAND	0.00	1.998	172	\$4,139	\$0	\$0	\$4,009	\$0
121	CHEFORNAK	0.00	0.000	192	\$0	\$0	\$1,872	\$1,813	\$1,872
122	CHEVAK	0.00	1.864	447	\$11,303	\$0	\$0	\$10,949	\$9,878
123	CHUATHBALUK	0.00	0.000	118	\$0	\$5,350	\$3,866	\$8,927	\$9,216
124	CLARK'S POINT	0.00	0.000	98	\$0	\$0	\$0	\$0	\$0
125	DEERING	0.00	3.534	100	\$3,540	\$5,350	\$0	\$8,611	\$8,626
126	DELTA JUNCTION	0.00	0.000	892	\$0	\$18,779	\$12,822	\$30,610	\$31,602
127	DIOMEDE	0.00	0.000	135	\$0	\$5,050	\$1,278	\$6,130	\$6,328
128	EAGLE	2.21	0.000	145	\$3,982	\$4,071	\$0	\$7,800	\$4,904
129	EEK	0.00	1.602	195	\$3,829	\$0	\$2,382	\$6,016	\$6,211
130	EKWOK	0.00	0.000	109	\$0	\$0	\$0	\$0	\$0
131	ELIM	0.00	1.919	205	\$4,223	\$5,050	\$2,635	\$11,535	\$11,909
132	EMMONAK	0.00	4.460	545	\$45,666	\$4,699	\$0	\$48,785	\$16,744
133	FORT YUKON	0.00	8.339	637	\$53,374	\$30,856	\$0	\$81,587	\$53,434
134	FORTUNA EDGE	0.00	0.000	200	\$0	\$5,200	\$5,070	\$9,947	\$10,270
135	GAMBELL	0.00	2.682	412	\$11,996	\$0	\$0	\$11,619	\$6,241
136	GOLOVIN	0.00	0.000	118	\$0	\$0	\$0	\$0	\$0
137	GOODNEWS BAY	0.00	1.245	248	\$3,398	\$0	\$1,275	\$4,528	\$4,674
138	GRAYLING	0.00	0.000	167	\$0	\$0	\$2,402	\$2,326	\$2,402
139	HOLY CROSS	0.00	0.000	212	\$0	\$13,375	\$4,111	\$16,937	\$17,486
140	HOOPER BAY	0.00	2.528	590	\$21,667	\$0	\$0	\$20,987	\$0
141	HUGHES	0.00	0.000	98	\$0	\$0	\$1,638	\$1,587	\$1,638
142	HUSLIA	0.00	0.000	216	\$0	\$36,587	\$4,189	\$39,496	\$40,776

142 KALTAG	0.00	0.000	240	\$0	\$1,226	\$4,694	\$6,665	\$6,881
144 KASAAN	0.00	0.000	38	\$0	\$4,000	\$475	\$4,334	\$4,475
145 KIANA	0.00	0.000	314	\$0	\$10,405	\$7,139	\$16,994	\$17,545
146 KIVALINA	0.00	1.869	208	\$4,569	\$7,356	\$2,246	\$13,727	\$14,172
147 KOBUK	0.00	0.000	60	\$0	\$5,350	\$601	\$5,765	\$5,951
148 KOTLIK	0.00	1.943	284	\$10,125	\$5,200	\$0	\$14,844	\$11,476
149 KOTZEBUE	0.00	11.586	2,526	\$211,656	\$3,183	\$0	\$208,097	\$116,363
150 KOYUK	0.00	0.335	160	\$741	\$5,050	\$4,207	\$9,685	\$9,999
151 KOYUKUK	0.00	0.000	124	\$0	\$5,350	\$829	\$5,985	\$6,179
152 KUPREANOF	0.00	0.000	42	\$0	\$0	\$0	\$0	\$0
153 KWETHLUK	0.00	0.000	444	\$0	\$5,207	\$11,255	\$15,938	\$16,455
154 LOWER KALSKAG	0.00	0.000	195	\$0	\$5,350	\$6,912	\$11,877	\$12,262
155 MANDKOTAK	0.00	0.901	225	\$2,588	\$0	\$2,951	\$5,365	\$5,539
156 MCGRATH	0.00	0.000	296	\$0	\$11,816	\$9,699	\$20,841	\$21,516
157 MEKORYUK	0.00	1.290	184	\$2,621	\$5,200	\$3,716	\$11,176	\$11,538
158 MOUNTAIN VILLAGE	0.00	4.799	513	\$34,462	\$5,200	\$0	\$38,417	\$22,873
159 NAPAKIAK	0.00	6.644	276	\$18,786	\$10,036	\$0	\$27,918	\$18,826
160 NAPASKIAK	0.00	0.000	210	\$0	\$0	\$5,323	\$5,156	\$5,323
161 NEWHALEN	0.00	0.000	89	\$0	\$0	\$0	\$0	\$0
162 NEW STUYAHOK	0.00	0.000	230	\$0	\$0	\$0	\$0	\$0
163 NEWTOK	0.00	0.000	124	\$0	\$0	\$0	\$0	\$0
164 NIGHTMUTE	0.00	2.540	123	\$3,714	\$0	\$0	\$3,537	\$799
165 NIKOLAI	0.00	0.000	85	\$0	\$7,195	\$568	\$7,520	\$7,764
166 NONDALTON	0.00	0.000	226	\$0	\$0	\$0	\$0	\$0
167 NOORVIK	0.00	2.264	527	\$13,050	\$9,763	\$5,628	\$27,550	\$28,443
168 NULATO	0.00	0.000	331	\$0	\$8,225	\$2,213	\$10,111	\$10,439
169 PILOT STATION	0.00	0.257	301	\$1,528	\$1,950	\$8,341	\$11,933	\$12,320
170 PLATINUM	0.00	0.000	59	\$0	\$0	\$1,879	\$1,820	\$1,879
171 PORT ALEXANDER	0.00	2.526	51	\$1,140	\$0	\$0	\$1,104	\$661
172 PORT HEIDEN	0.00	0.000	89	\$0	\$50,373	\$1,405	\$50,153	\$51,778
173 QUINHAGAK	0.00	1.037	395	\$4,691	\$5,512	\$5,322	\$15,038	\$15,525
174 RUBY	0.00	0.000	219	\$0	\$0	\$3,662	\$3,547	\$3,662
175 RUSSIAN MISSION	0.00	0.000	158	\$0	\$1,716	\$410	\$2,060	\$2,126
176 SAINT MICHAEL	0.00	0.000	206	\$0	\$5,050	\$5,071	\$9,803	\$10,121
177 SAINT PAUL	0.00	5.751	550	\$30,152	\$68,999	\$0	\$96,040	\$85,410
178 SAND POINT	0.00	12.392	544	\$45,582	\$25,691	\$0	\$69,037	\$40,458
179 SAVOONGA	0.00	0.652	409	\$2,828	\$5,050	\$9,822	\$17,145	\$17,701
180 SCAMMON LAY	0.00	1.422	193	\$4,810	\$0	\$1,336	\$5,954	\$6,147
181 SELAWIK	0.00	12.526	521	\$43,555	\$0	\$0	\$42,285	\$17,073
182 SHAGELUK	0.00	0.000	169	\$0	\$12,070	\$2,826	\$14,429	\$14,897
183 SHAKTOOLIK	0.00	0.966	160	\$1,828	\$0	\$0	\$1,770	\$0
184 SHELDON POINT	0.00	0.000	136	\$0	\$0	\$0	\$0	\$0
185 SHISHMAREF	0.00	2.183	326	\$8,237	\$8,534	\$2,669	\$18,831	\$19,441
186 SHUNGNAK	0.00	2.184	182	\$4,330	\$5,350	\$0	\$9,376	\$9,488
187 STEBBINS	0.00	1.035	298	\$3,618	\$0	\$5,598	\$8,928	\$9,217
188 TANANA	0.00	1.610	499	\$7,445	\$22,169	\$0	\$28,625	\$25,506
189 TELLER	0.00	1.090	219	\$2,911	\$10,144	\$1,788	\$14,378	\$14,844
190 TENAKEE SPRINGS	0.00	0.000	140	\$0	\$1,556	\$4,575	\$5,939	\$6,131
191 TOGIAK	0.00	2.850	419	\$14,082	\$0	\$0	\$13,640	\$10,315
192 TOKSOOK BAY	0.00	2.168	317	\$10,037	\$5,200	\$883	\$15,615	\$16,121
193 TULUKSAK	0.00	0.000	202	\$0	\$0	\$0	\$0	\$0
194 TUNUNAK	0.00	0.523	299	\$1,901	\$5,200	\$5,679	\$12,379	\$12,780
195 UNALAKLEET	0.00	0.000	630	\$0	\$22,510	\$11,135	\$32,589	\$33,645
196 UPPER KALSKAG	0.00	0.000	164	\$0	\$0	\$2,741	\$2,655	\$2,741
197 WALES	0.00	0.896	109	\$1,113	\$0	\$0	\$1,078	\$0
198 WHITE MOUNTAIN	0.00	0.000	98	\$0	\$0	\$0	\$0	\$0
199 WHITTIER	0.00	5.136	292	\$10,473	\$22,712	\$776	\$32,895	\$33,961
200 EXT FIRE AREAS	0.00	0.000	1	\$0	\$66,341	\$0	\$64,259	\$66,341

TOTAL \$18,262,861 \$6,737,139 \$25,000,000 \$18,321,095

'NEW' VERSION HOUSE BILL NO. 843 (1977 DATA)

PREPARED BY
LEGISLATIVE AFFAIRS AGENCY
RESEARCH DIVISION
MARCH 25, 1978

COLA USED ONLY FOR MODIFYING NON-PER CAPITA ENTITLEMENTS
LOCAL EFFORT LIMIT SET TO 25
PAYOUT SET TO \$25 MILLION (3.3516427)
ADD ON TOTALS \$809,987
PRORATION DOWN AFTER SECTION 9 ADD ON ADDITIONS IS .96861730

LOCAL GOV'T	PROPERTY TAX	S. T. EQUIV	POP	CHAPTER 88 ENTITLEMENT	CHAPTER 89 ENTITLEMENT	SECTION 9 ADD ON	HB843 ENTITLEMENT	PRESENT ENTITLEMENT
BOROUGH AND INTERNAL DIFFERENTIAL TAX UNITS								
1 ANCHORAGE (AW)	2.93	0.244	180,653	\$2,567,383	\$2,876,165	\$0	\$5,272,715	\$8,373,557
2 CITY (SA)	7.07	0.000	67,014	\$2,012,243	\$0	\$0	\$1,949,674	\$0
3 HILLSIDE (SA)	3.49	0.000	8,937	\$99,635	\$0	\$0	\$96,508	\$0
4 SPENARD (SA)	7.34	0.000	38,816	\$1,142,399	\$0	\$0	\$1,106,547	\$0
5 GIRDWOOD (SA)	3.35	0.000	600	\$5,472	\$0	\$0	\$5,300	\$0
6 GLEN ALPS (SA)	3.37	0.000	65	\$589	\$0	\$0	\$570	\$0
7 RICH. VISTA (SA)	7.24	0.000	1,105	\$92,589	\$0	\$0	\$89,683	\$0
8 SAND LAKE (SA)	3.97	0.000	18,915	\$345,464	\$0	\$0	\$334,623	\$0
9 MULDOON (SA)	4.70	0.000	23,345	\$685,791	\$0	\$0	\$664,269	\$0
10 RABBIT CREEK (SA)	3.37	0.000	6,532	\$102,839	\$0	\$0	\$99,611	\$0
11 EAGLE RIVER (SA)	2.28	0.000	7,182	\$84,662	\$0	\$0	\$82,005	\$0
12 CHUGIAK (SA)	1.28	0.000	5,876	\$48,574	\$0	\$0	\$47,049	\$0
13 OCEAN VIEW (SA)	4.86	0.000	1,894	\$41,193	\$0	\$0	\$39,900	\$0
14 OTHER SA	0.52	0.000	372	\$492	\$0	\$0	\$477	\$0
TOTAL				\$7,229,932	\$2,876,165		\$9,788,940	\$8,378,557
15 BRISTOL BAY BOROUGH (AW)	6.15	8.203	1,311	\$90,426	\$8,370	\$0	\$95,696	\$32,370
16 SOUTH NAKNEK SA	1.47	0.000	175	\$822	\$0	\$0	\$796	\$0
TOTAL				\$91,249	\$8,370		\$96,492	\$32,370
17 FAIRBANKS BOROUGH (AW)	1.19	2.227	60,227	\$820,245	\$113,018	\$230,179	\$1,126,931	\$1,200,637
18 BALLAINE LAKE (SA)	0.81	0.000	168	\$1,234	\$0	\$0	\$1,195	\$0
19 DIANE (SA)	1.22	0.000	66	\$505	\$0	\$0	\$489	\$0
20 WILDVIEW ACRES (SA)	0.82	0.000	77	\$316	\$0	\$0	\$306	\$0
21 SMITH RANCH (SA)	1.63	0.000	438	\$5,658	\$0	\$0	\$5,481	\$0
22 ENGINEER CREEK (SA)	1.64	0.000	144	\$1,861	\$0	\$0	\$1,803	\$0
23 ESTER LUMP (SA)	2.04	0.000	10	\$37	\$0	\$0	\$36	\$0
24 NORTH STAR F.P. (SA)	0.87	0.000	6,500	\$26,963	\$0	\$0	\$26,117	\$0
25 BECKER RIDGE (SA)	2.35	0.000	108	\$620	\$0	\$0	\$600	\$0
26 FAIRBANKS (CITY)	6.94	4.603	30,462	\$1,807,470	\$512,634	\$0	\$2,247,293	\$1,265,807
27 NORTH POLE (CITY)	4.36	9.184	461	\$26,217	\$18,492	\$0	\$43,306	\$29,890
TOTAL				\$2,691,132	\$644,144		\$3,453,562	\$2,496,336
28 HAINES BOROUGH	1.42	0.000	1,924	\$16,530	\$0	\$0	\$16,011	\$0
29 HAINES (CITY)	7.62	5.588	1,366	\$114,458	\$16,528	\$0	\$126,876	\$65,721
TOTAL				\$130,988	\$16,528		\$142,827	\$65,721
30 JUNEAU (AW)	8.62	0.000	20,465	\$962,930	\$209,030	\$0	\$1,135,181	\$751,062
31 JUNEAU SA1	2.78	9.135	7,259	\$457,354	\$0	\$0	\$443,001	\$0
32 JUNEAU SA2	1.21	4.128	1,606	\$65,404	\$0	\$0	\$63,351	\$0
33 JUNEAU SA3	0.79	0.000	197	\$514	\$0	\$0	\$498	\$0
34 JUNEAU SA4	2.88	0.000	1,370	\$16,275	\$0	\$0	\$15,765	\$0
35 JUNEAU SA5	2.35	0.000	8,369	\$119,712	\$0	\$0	\$115,955	\$0
36 JUNEAU SA6	1.89	0.000	719	\$7,850	\$0	\$0	\$7,604	\$0
37 JUNEAU SA7	1.41	0.000	427	\$2,875	\$0	\$0	\$2,784	\$0
38 JUNEAU SA8	1.30	0.000	518	\$2,451	\$0	\$0	\$2,374	\$0

			TOTAL	\$1,835,385	\$209,050		\$1,786,517	\$751,062	
39	KENAI BOROUGH (AW)	0.00	0.000	24,611	\$0	\$314,975	\$0	\$305,090	\$470,590
40	CENTRAL HOSPITAL (SA)	0.19	0.000	14,100	\$26,303	\$0	\$0	\$25,478	\$0
41	SOUTH HOSPITAL (SA)	2.02	0.000	5,300	\$66,562	\$0	\$0	\$64,473	\$0
42	NORTH KENAI FIRE (SA)	5.45	0.000	3,512	\$47,627	\$0	\$0	\$46,132	\$0
43	NORTH KENAI REC (SA)	0.84	0.000	3,995	\$8,353	\$0	\$0	\$8,091	\$0
44	BEAR CREEK FIRE (SA)	5.43	0.000	675	\$34,370	\$0	\$0	\$33,291	\$0
45	HOMER (CITY)	11.26	5.742	1,802	\$144,003	\$13,754	\$0	\$152,807	\$74,774
46	KACHEMAK (CITY)	1.75	0.000	151	\$1,381	\$0	\$0	\$1,338	\$0
47	KENAI (CITY)	14.58	7.952	5,364	\$449,455	\$64,451	\$0	\$497,779	\$246,090
48	SELDOVIA (CITY)	14.48	2.589	612	\$51,280	\$10,013	\$0	\$59,370	\$26,132
49	SEWARD (CITY)	17.58	0.000	2,279	\$190,959	\$24,260	\$0	\$208,466	\$96,533
50	SOLDOTNA (CITY)	10.24	7.470	2,586	\$216,683	\$39,135	\$0	\$247,790	\$126,703

TOTAL \$1,236,981 \$466,590 \$1,650,110 \$1,040,825

51	KETCHIKAN BOROUGH (AW)	4.55	3.439	11,490	\$464,610	\$0	\$0	\$450,029	\$84,555
52	SHORELINE (SA)	1.00	0.000	550	\$4,067	\$0	\$0	\$3,939	\$0
53	KETCHIKAN (CITY)	9.67	8.902	7,928	\$664,295	\$159,756	\$0	\$798,190	\$393,632
54	SAXMAN (CITY)	0.00	0.000	272	\$0	\$4,350	\$3,944	\$8,033	\$8,294

TOTAL \$1,132,973 \$164,106 \$1,260,193 \$486,481

55	KODIAK BOROUGH (AW)	1.83	0.000	7,901	\$52,624	\$166,949	\$0	\$212,683	\$207,791
56	FIRE DISTRICT (SA)	2.31	0.000	1,546	\$27,247	\$0	\$0	\$26,392	\$0
57	ROAD DISTRICT (SA)	0.64	0.000	312	\$1,422	\$0	\$0	\$1,378	\$0
58	KODIAK (CITY)	8.19	6.044	4,960	\$277,638	\$23,026	\$0	\$291,228	\$190,984
59	AKHIOK (CITY)	0.00	0.000	102	\$0	\$0	\$0	\$0	\$0
60	LARSEN BAY (CITY)	0.00	0.000	137	\$0	\$0	\$1,841	\$1,783	\$1,841
61	OLD HARBOR (CITY)	0.00	0.000	327	\$0	\$6,208	\$11,073	\$16,739	\$17,281
62	DUZINKIE (CITY)	0.00	6.484	170	\$14,244	\$0	\$0	\$13,797	\$2,284
63	PORT LIONS (CITY)	0.00	0.000	227	\$0	\$3,934	\$7,199	\$10,784	\$11,123

TOTAL \$373,177 \$200,118 \$574,787 \$431,316

64	MAT-SU BOROUGH (AW)	3.12	0.000	16,724	\$237,421	\$133,790	\$0	\$359,562	\$295,973
65	WASILLA F(1,8,9,10,11)	0.77	0.000	4,908	\$25,058	\$0	\$0	\$24,271	\$0
66	BUTTE FIRE (SA)	0.59	0.000	1,818	\$6,949	\$0	\$0	\$6,731	\$0
67	SUTTON FIRE (SA)	1.71	0.000	594	\$11,319	\$0	\$0	\$10,964	\$0
68	OTHER AREA (SA)	0.17	0.000	12,924	\$11,925	\$0	\$0	\$11,551	\$0
69	TALKEETNA FLOOD (SA)	1.99	0.000	223	\$4,024	\$0	\$0	\$3,897	\$0
70	GARDEN TERRACE (SA)	3.08	0.000	57	\$995	\$0	\$0	\$964	\$0
71	HOUSTON (CITY)	0.00	0.000	375	\$0	\$36,494	\$4,863	\$40,059	\$41,357
72	PALMER (CITY)	4.25	8.690	1,859	\$143,061	\$26,222	\$0	\$163,972	\$86,977
73	WASILLA (CITY)	0.00	0.000	1,566	\$0	\$65,813	\$8,123	\$71,617	\$73,937

TOTAL \$440,756 \$262,321 \$693,592 \$498,246

74	NORTH SLOPE BOROUGH (AW)	5.55	0.110	9,139	\$168,562	\$65,510	\$74,120	\$298,521	\$308,193
75	ANAKTUVUK PASS (CITY)	0.00	0.000	150	\$0	\$0	\$0	\$0	\$0
76	BARROW (CITY)	0.00	13.319	2,306	\$193,222	\$0	\$0	\$187,158	\$38,553
77	KAKTOVIK (CITY)	0.00	0.000	123	\$0	\$0	\$2,057	\$1,992	\$2,057
78	NUIQSUT (CITY)	0.00	0.000	152	\$0	\$0	\$0	\$0	\$0
79	POINT HOPE (CITY)	0.00	6.696	384	\$32,175	\$0	\$0	\$31,166	\$0
80	WAINWRIGHT (CITY)	0.00	7.540	341	\$28,572	\$0	\$0	\$27,676	\$0

TOTAL \$422,532 \$65,510 \$546,514 \$348,803

81	SITKA BOROUGH	2.10	3.866	7,650	\$214,631	\$133,982	\$35,380	\$371,943	\$383,994
----	---------------	------	-------	-------	-----------	-----------	----------	-----------	-----------

FIRST CLASS CITIES

82	CORDOVA	8.51	12.045	2,406	\$201,601	\$119,038	\$0	\$310,577	\$211,729
83	CRAIG	5.83	8.783	467	\$39,130	\$10,405	\$0	\$47,980	\$26,050
84	DILLINGHAM	15.12	10.142	1,269	\$106,330	\$7,082	\$0	\$109,854	\$60,754
85	GALENA	0.00	14.025	631	\$52,872	\$19,134	\$0	\$69,746	\$41,499

86	HOONAH	0.00	8.325	848	\$71,054	\$0	\$0	\$68,824	\$28,715
87	HYDABURG	0.00	15.989	380	\$31,840	\$7,240	\$0	\$37,854	\$14,650
88	KAKE	0.00	1.142	679	\$19,576	\$1,587	\$0	\$20,596	\$20,256
89	KING COVE	2.00	2.917	408	\$26,405	\$5,050	\$0	\$30,468	\$21,275
90	KLAWOCK	0.00	3.411	323	\$27,064	\$6,535	\$0	\$32,545	\$14,449
91	NENANA	9.16	6.097	521	\$43,655	\$20,982	\$0	\$62,608	\$40,963
92	NOME	17.39	9.808	2,585	\$216,599	\$190,119	\$0	\$393,955	\$283,132
93	PELICAN	3.20	9.915	169	\$14,160	\$6,073	\$0	\$19,599	\$9,616
94	PETERSBURG	12.81	1.231	2,126	\$178,139	\$100,115	\$0	\$269,523	\$169,595
95	SAINT MARY'S	0.00	0.000	415	\$0	\$5,200	\$16,994	\$21,498	\$22,194
96	SKAGWAY	9.40	3.402	854	\$39,096	\$19,618	\$0	\$56,872	\$48,537
97	UNALASKA	9.59	21.412	510	\$42,733	\$85,382	\$0	\$124,095	\$102,445

98	VALDEZ	4.43	0.000	7,483	\$41,246	\$119,481	\$158,410	\$309,122	\$417,165
99	ZONE I	1.88	0.000	6,683	\$96,885	\$0	\$0	\$93,845	\$0
100	ZONE II	0.57	0.000	700	\$1,141	\$0	\$0	\$1,106	\$0

TOTAL \$139,274 \$119,481 \$404,073 \$417,165

101	WRANGELL	5.87	9.307	3,152	\$264,109	\$99,458	\$0	\$352,158	\$209,010
102	ZONE II	2.02	0.000	797	\$12,786	\$0	\$0	\$12,384	\$0
103	ZONE III	4.11	0.000	100	\$1,626	\$0	\$0	\$1,575	\$0
104	ZONE IV	5.40	0.000	2,250	\$101,001	\$0	\$0	\$97,832	\$0

TOTAL \$379,523 \$99,458 \$463,950 \$209,010

105	YAKUTAT	11.60	4.567	442	\$37,035	\$0	\$0	\$35,873	\$0
-----	---------	-------	-------	-----	----------	-----	-----	----------	-----

SECOND CLASS CITIES

106	AKIACHAK	0.00	0.000	354	\$0	\$19,630	\$11,274	\$29,935	\$30,904
107	AKIAK	0.00	0.000	165	\$0	\$0	\$1,072	\$1,038	\$1,072
108	AKOLMIUT	0.00	0.544	608	\$4,186	\$62,757	\$15,178	\$79,545	\$82,122
109	ALAKANUK	0.00	1.312	527	\$12,356	\$12,480	\$4,429	\$28,347	\$29,265
110	ALEKNAGIK	0.00	0.000	227	\$0	\$0	\$0	\$0	\$0
111	ALLAKAKET	0.00	0.000	164	\$0	\$0	\$2,741	\$2,655	\$2,741
112	AMBLER	0.00	0.915	217	\$2,574	\$14,839	\$5,117	\$21,824	\$22,531
113	ANDERSON	0.00	2.240	470	\$9,879	\$13,004	\$8,564	\$30,558	\$31,548
114	ANGDON	0.00	2.822	287	\$12,493	\$8,061	\$0	\$19,910	\$18,036
115	ANIAK	0.00	0.000	323	\$0	\$13,575	\$10,584	\$23,402	\$24,160
116	ANVIK	0.00	0.000	87	\$0	\$0	\$0	\$0	\$0
117	ATMAUTLUAK	0.00	0.000	169	\$0	\$5,200	\$5,383	\$10,251	\$10,583
118	BETHEL	0.00	12.613	3,409	\$285,643	\$116,025	\$0	\$389,063	\$264,487
119	BREVIK MISSION	0.00	0.000	120	\$0	\$5,580	\$2,954	\$8,266	\$8,534
120	BUCKLAND	0.00	1.998	172	\$4,139	\$0	\$0	\$4,009	\$0
121	CHEFORNAK	0.00	0.000	192	\$0	\$0	\$1,872	\$1,813	\$1,872
122	CHEVAK	0.00	1.864	447	\$11,303	\$0	\$0	\$10,949	\$9,878
123	CHUATHBALUK	0.00	0.000	118	\$0	\$5,350	\$3,866	\$8,927	\$9,216
124	CLARK'S POINT	0.00	0.000	98	\$0	\$0	\$0	\$0	\$0
125	DEERING	0.00	3.534	100	\$3,540	\$5,350	\$0	\$8,611	\$8,626
126	DELTA JUNCTION	0.00	0.000	892	\$0	\$18,779	\$12,822	\$30,610	\$31,602
127	DIOMEDE	0.00	0.000	135	\$0	\$5,050	\$1,278	\$6,130	\$6,328
128	EAGLE	2.21	0.000	145	\$3,982	\$4,071	\$0	\$7,800	\$4,904
129	EEK	0.00	1.602	195	\$3,829	\$0	\$2,382	\$6,016	\$6,211
130	EKWOK	0.00	0.000	109	\$0	\$0	\$0	\$0	\$0
131	ELIM	0.00	1.919	205	\$4,223	\$5,050	\$2,635	\$11,535	\$11,909
132	EMMONAK	0.00	4.460	545	\$45,666	\$4,699	\$0	\$48,785	\$16,744
133	FORT YUKON	0.00	8.339	637	\$53,374	\$30,856	\$0	\$81,587	\$53,434
134	FORTUNA EDGE	0.00	0.000	200	\$0	\$5,200	\$5,070	\$9,947	\$10,270
135	GAMBELL	0.00	2.682	412	\$11,996	\$0	\$0	\$11,619	\$6,241
136	GOLVIN	0.00	0.000	118	\$0	\$0	\$0	\$0	\$0
137	GOODNEWS BAY	0.00	1.245	248	\$3,398	\$0	\$1,275	\$4,528	\$4,674
138	GRAYLING	0.00	0.000	167	\$0	\$0	\$2,402	\$2,326	\$2,402
139	HOLY CROSS	0.00	0.000	212	\$0	\$13,375	\$4,111	\$16,937	\$17,486
140	HOOPER BAY	0.00	2.528	590	\$21,667	\$0	\$0	\$20,987	\$0
141	HUGHES	0.00	0.000	98	\$0	\$0	\$1,638	\$1,587	\$1,638
142	HUSLIA	0.00	0.000	216	\$0	\$36,587	\$4,189	\$39,496	\$40,776

143 KALINE	0.00	0.000	240	\$0	\$2,228	\$4,654	\$6,665	\$6,881
144 KASAAN	0.00	0.000	38	\$0	\$4,000	\$475	\$4,334	\$4,475
145 KIANA	0.00	0.000	314	\$0	\$10,405	\$7,139	\$16,994	\$17,545
146 KIVALINA	0.00	1.869	208	\$4,569	\$7,356	\$2,246	\$13,727	\$14,172
147 KOBUK	0.00	0.000	60	\$0	\$5,350	\$601	\$5,765	\$5,951
148 KOTLIK	0.00	1.943	284	\$10,125	\$5,200	\$0	\$14,844	\$11,476
149 KOTZEBUE	0.00	11.586	2,526	\$211,656	\$3,183	\$0	\$208,097	\$116,363
150 KOYUK	0.00	0.335	160	\$741	\$5,050	\$4,207	\$9,685	\$9,999
151 KOYUKUK	0.00	0.000	124	\$0	\$5,350	\$829	\$5,985	\$6,179
152 KUPREANOF	0.00	0.000	42	\$0	\$0	\$0	\$0	\$0
153 KWETHLUK	0.00	0.000	444	\$0	\$5,200	\$11,255	\$15,938	\$16,455
154 LOWER KALSKAG	0.00	0.000	195	\$0	\$5,350	\$6,912	\$11,877	\$12,262
155 MANDOKOTAK	0.00	0.901	225	\$2,588	\$0	\$2,951	\$5,365	\$5,539
156 MCGRATH	0.00	0.000	296	\$0	\$11,816	\$9,699	\$20,841	\$21,516
157 MEKORYUK	0.00	1.290	184	\$2,521	\$5,200	\$3,716	\$11,176	\$11,538
158 MOUNTAIN VILLAGE	0.00	4.799	513	\$34,462	\$5,200	\$0	\$38,417	\$22,873
159 NAPAKIAK	0.00	6.644	276	\$18,786	\$10,036	\$0	\$27,918	\$18,826
160 NAPASKIAK	0.00	0.000	210	\$0	\$0	\$5,323	\$5,156	\$5,323
161 NEWHALEN	0.00	0.000	89	\$0	\$0	\$0	\$0	\$0
162 NEW STUYAHOK	0.00	0.000	230	\$0	\$0	\$0	\$0	\$0
163 NEWTOK	0.00	0.000	124	\$0	\$0	\$0	\$0	\$0
164 NIGHTMUTE	0.00	2.540	123	\$3,714	\$0	\$0	\$3,597	\$799
165 NIKOLAI	0.00	0.000	85	\$0	\$7,195	\$568	\$7,520	\$7,764
166 NONDALTON	0.00	0.000	226	\$0	\$0	\$0	\$0	\$0
167 NDORVIK	0.00	2.264	527	\$13,050	\$9,763	\$5,628	\$27,550	\$28,443
168 NULATO	0.00	0.000	331	\$0	\$8,225	\$2,213	\$10,111	\$10,439
169 PILOT STATION	0.00	0.257	301	\$1,528	\$1,950	\$8,841	\$11,933	\$12,320
170 PLATINUM	0.00	0.000	59	\$0	\$0	\$1,879	\$1,820	\$1,879
171 PORT ALEXANDER	0.00	2.526	51	\$1,140	\$0	\$0	\$1,104	\$661
172 PORT HEIDEN	0.00	0.000	89	\$0	\$50,373	\$1,405	\$50,153	\$51,778
173 QUINHAGAK	0.00	1.000	395	\$4,691	\$5,512	\$5,322	\$15,038	\$15,525
174 RUBY	0.00	0.000	219	\$0	\$0	\$3,662	\$3,547	\$3,662
175 RUSSIAN MISSION	0.00	0.000	158	\$0	\$1,716	\$410	\$2,060	\$2,126
176 SAINT MICHAEL	0.00	0.000	206	\$0	\$5,050	\$5,071	\$9,803	\$10,121
177 SAINT PAUL	0.00	5.751	550	\$30,152	\$68,999	\$0	\$96,040	\$85,410
178 SAND POINT	0.00	12.392	544	\$45,582	\$25,691	\$0	\$69,037	\$40,458
179 SAVOONGA	0.00	0.652	409	\$2,828	\$5,050	\$9,822	\$17,145	\$17,701
180 SCAMMON BAY	0.00	1.422	193	\$4,810	\$0	\$1,336	\$5,954	\$6,147
181 SELAWIK	0.00	12.526	521	\$43,655	\$0	\$0	\$42,285	\$17,073
182 SHAGELUK	0.00	0.000	169	\$0	\$12,070	\$2,826	\$14,429	\$14,897
183 SHAKTOOLIK	0.00	0.966	160	\$1,828	\$0	\$0	\$1,770	\$0
184 SHELDON POINT	0.00	0.000	136	\$0	\$0	\$0	\$0	\$0
185 SHISHMAREF	0.00	2.183	326	\$8,237	\$8,534	\$2,669	\$18,831	\$19,441
186 SHUNGNAK	0.00	2.184	182	\$4,330	\$5,350	\$0	\$9,376	\$9,488
187 STEBBINS	0.00	1.035	298	\$3,618	\$0	\$5,598	\$8,928	\$9,217
188 TANANA	0.00	1.610	499	\$7,445	\$22,169	\$0	\$28,685	\$25,506
189 TELLER	0.00	1.090	219	\$2,911	\$10,144	\$1,788	\$14,378	\$14,844
190 TENAKEE SPRINGS	0.00	0.000	140	\$0	\$1,556	\$4,575	\$5,939	\$6,131
191 TOGIAK	0.00	2.850	419	\$14,082	\$0	\$0	\$13,640	\$10,315
192 TOKSOOK BAY	0.00	2.168	317	\$10,037	\$5,200	\$883	\$15,615	\$16,121
193 TULUKSAK	0.00	0.000	202	\$0	\$0	\$0	\$0	\$0
194 TUNUNAK	0.00	0.523	299	\$1,901	\$5,200	\$5,679	\$12,379	\$12,780
195 UNALAKLEET	0.00	0.000	630	\$0	\$22,510	\$11,135	\$32,589	\$33,645
196 UPPER KALSKAG	0.00	0.000	164	\$0	\$0	\$2,741	\$2,655	\$2,741
197 WALES	0.00	0.896	109	\$1,113	\$0	\$0	\$1,078	\$0
198 WHITE MOUNTAIN	0.00	0.000	98	\$0	\$0	\$0	\$0	\$0
199 WHITTIER	0.00	5.136	292	\$10,473	\$22,712	\$776	\$32,895	\$33,961
200 EXT FIRE AREAS	0.00	0.000	1	\$0	\$66,341	\$0	\$64,259	\$66,341

TOTAL \$18,262,861 \$6,737,139 \$25,000,000 \$18,321,095

MUNICIPAL TAX PROJECTION TO 1979 WITH PAYOUT AT \$27 MILLION

THIS ANALYSIS ASSUMES THAT SSH843 RECOMES LAW IN 1978
 PRORATION FACTOR IN 1979 IS 3.59984349175

PREPARED BY
 LEGISLATIVE AFFAIRS AGENCY
 RESEARCH DIVISION
 APRIL 14, 1978

- (1) BOROUGHS AND FIRST CLASS CITIES ADJUST TAX POLICY TO MAINTAIN CONSTANT 1978 DOLLARS
 (OPERATING BUDGET = REVENUES FROM PROPERTY AND SALES TAX + REVENUE SHARING ENTITLEMENT)
- (2) POPULATION AND SERVICES HELD CONSTANT, INFLATION EFFECTS BALANCE FOR COSTS AND TAX REVENUES
- (3) TAX REDUCTIONS APPLIED TO 'MIL EQUIVALENT' TAXING RATE
- (4) 1978 REVENUE SHARING ENTITLEMENTS CREDITED TO AREA WIDE USE WHERE CITIES OR BOROUGHS HAVE MULTIPLE LISTINGS
- (5) ROADS, HEALTH-RELATED, AND MILITARY ENTITLEMENTS IN 1979 ARE CREDITED TO AREA-WIDE USE
- (6) HOLD HARMLESS CLAUSE OF SSH843 (SECTION 10) NOT APPLIED IN THIS ANALYSIS
- (7) SECOND CLASS CITIES (AND SAINT MARY'S) ARE NOT ANTICIPATED TO REDUCE TAXES IN RESPONSE TO ADDITIONAL REVENUES (NA)

() INDICATE NEGATIVE NUMBERS

COLUMN NUMBER	1	2	3	4	5	6	7	8	9
LOCAL GOV'T	1978 PT	1978 ST EQUIV	TOTAL MIL EQUIV	1978 OPERATING BUDGET	1978 ACTUAL ENTITLEMENT	ADJUSTED MIL RATE 1979	INCREASE/ DECREASE OVER 1978	1979 REV. SHARING ENTITLEMENT	1979 OPERATING BUDGET
BOROUGHS AND INTERNAL DIFFERENTIAL TAX UNITS									
1 ANCHORAGE (AW)	2.93	0.00	2.93	\$21,678,121	\$8,378,557	3.47	0.54	\$5,896,502	\$21,678,121
2 CITY (SA)	7.07	0.00	7.07	\$12,404,412	\$0	6.02	(1.04)	\$1,842,564	\$12,414,706
3 HILLSIDE (SA)	3.49	0.00	3.49	\$1,295,808	\$0	3.22	(0.26)	\$98,250	\$1,295,808
4 SPENARD (SA)	7.34	0.00	7.34	\$8,124,833	\$0	6.37	(0.96)	\$1,066,011	\$8,124,833
5 GIRDWOOD (SA)	3.35	0.00	3.35	\$104,458	\$0	3.18	(0.17)	\$5,573	\$104,622
6 GLEN ALPS (SA)	3.37	0.00	3.37	\$11,680	\$0	3.20	(0.16)	\$601	\$11,698
7 RICH. VISTA (SA)	7.24	0.00	7.24	\$29,374	\$0	0.99	(6.24)	\$25,332	\$29,374
8 SAND LAKE (SA)	3.97	0.00	3.97	\$1,737,989	\$0	3.27	(0.69)	\$305,768	\$1,737,989
9 MULDOON (SA)	4.70	0.00	4.70	\$1,702,083	\$0	3.28	(1.42)	\$514,100	\$1,702,083
10 RABBIT CREEK (SA)	3.37	0.00	3.37	\$495,596	\$0	2.75	(0.61)	\$90,324	\$495,596
11 EAGLE RIVER (SA)	2.28	0.00	2.28	\$336,836	\$0	1.79	(0.48)	\$71,602	\$336,836
12 CHUGIAK (SA)	1.28	0.00	1.28	\$114,189	\$0	0.88	(0.40)	\$35,810	\$114,189
13 OCEAN VIEW (SA)	4.86	0.00	4.86	\$221,463	\$0	4.05	(0.81)	\$36,876	\$221,463
14 OTHER SA	0.52	0.00	0.52	\$15,452	\$0	0.51	(0.01)	\$516	\$15,604
15 BRISTOL BAY BOROUGH (AW)	6.15	8.20	14.35	\$459,546	\$32,370	12.36	(1.99)	\$91,981	\$459,728
16 SOUTH NAKNEK SA	1.47	0.00	1.47	\$11,997	\$0	1.37	(0.09)	\$825	\$12,040
17 FAIRBANKS BOROUGH (AW)	1.19	2.22	3.42	\$6,644,417	\$1,200,637	3.53	0.11	\$1,022,788	\$6,644,417
18 BALLAINE LAKE (SA)	0.81	0.00	0.81	\$1,270	\$0	0.40	(0.41)	\$656	\$1,286
19 DIANE (SA)	1.22	0.00	1.22	\$1,169	\$0	0.83	(0.38)	\$370	\$1,169
20 WILDVIEW ACRES (SA)	0.82	0.00	0.82	\$1,206	\$0	0.63	(0.18)	\$265	\$1,206
21 SMITH RANCH (SA)	1.63	0.00	1.63	\$7,728	\$0	0.91	(0.71)	\$3,420	\$7,770
22 ENGINEER CREEK (SA)	1.64	0.00	1.64	\$2,566	\$0	0.92	(0.71)	\$1,123	\$2,566
23 ESTER LUMP (SA)	2.04	0.00	2.04	\$2,521	\$0	2.01	(0.03)	\$39	\$2,521
24 NORTH STAR F.P. (SA)	0.87	0.00	0.87	\$117,480	\$0	0.70	(0.17)	\$23,232	\$117,480
25 BECKER RIDGE (SA)	2.35	0.00	2.35	\$15,443	\$0	2.25	(0.09)	\$638	\$15,443
26 FAIRBANKS (CITY)	6.94	4.60	11.54	\$7,526,111	\$1,265,807	9.87	(1.66)	\$2,173,561	\$7,529,663
27 NORTH POLE (CITY)	4.36	9.18	13.55	\$234,827	\$29,890	12.57	(0.97)	\$44,626	\$234,827
28 HAINES BOROUGH	1.42	0.00	1.42	\$48,882	\$0	1.04	(0.37)	\$26,875	\$62,733
29 HAINES (CITY)	7.62	5.58	13.21	\$324,030	\$65,721	10.19	(3.02)	\$124,797	\$324,030
30 JUNEAU (AW)	8.62	0.00	8.62	\$3,896,116	\$751,062	7.61	(1.01)	\$1,121,463	\$3,896,116
31 JUNEAU SA1	2.78	9.13	11.92	\$1,609,023	\$0	9.13	(2.78)	\$376,331	\$1,609,023
32 JUNEAU SA2	1.21	4.12	5.34	\$99,557	\$0	3.13	(2.20)	\$41,252	\$99,700
33 JUNEAU SA3	0.79	0.00	0.79	\$5,991	\$0	0.72	(0.06)	\$506	\$5,991
34 JUNEAU SA4	2.88	0.00	2.88	\$105,382	\$0	2.47	(0.41)	\$14,993	\$105,382
35 JUNEAU SA5	2.35	0.00	2.35	\$302,830	\$0	1.64	(0.70)	\$90,256	\$302,830
36 JUNEAU SA6	1.89	0.00	1.89	\$22,467	\$0	1.37	(0.51)	\$6,131	\$22,467
37 JUNEAU SA7	1.41	0.00	1.41	\$13,029	\$0	1.14	(0.27)	\$2,496	\$13,029

38	JUNEAU SAB	1.30	0.00	1.30	\$22,196	\$0	1.17	(0.13)	\$2,364	\$22,291
39	KENAI BOROUGH (AW)	0.00	0.00	0.00	\$470,590	\$470,590	0.11	0.11	\$324,961	\$470,590
40	CENTRAL HOSPITAL (SA)	0.19	0.00	0.19	\$23,367	\$0	0.08	(0.10)	\$12,966	\$23,967
41	SOUTH HOSPITAL (SA)	2.02	0.00	2.02	\$175,096	\$0	1.43	(0.58)	\$50,764	\$175,096
42	NORTH KENAI FIRE (SA)	5.45	0.00	5.45	\$1,966,283	\$0	5.31	(0.13)	\$49,856	\$1,966,283
43	NORTH KENAI REC (SA)	0.84	0.00	0.84	\$360,910	\$0	0.82	(0.02)	\$8,754	\$360,910
44	BEAR CREEK FIRE (SA)	5.43	0.00	5.43	\$34,739	\$0	2.63	(2.79)	\$17,897	\$34,739
45	HOMER (CITY)	11.26	5.74	17.00	\$804,513	\$74,774	15.20	(1.79)	\$152,090	\$804,773
46	KACHEMAK (CITY)	1.75	0.00	1.75	NA	\$0	NA	NA	\$26,875	NA
47	KE'AI (CITY)	14.58	7.95	22.54	\$2,166,022	\$246,090	19.00	(3.53)	\$547,190	\$2,166,158
48	SELDOVIA (CITY)	14.48	2.58	17.07	\$141,076	\$26,132	11.28	(5.78)	\$65,091	\$141,091
49	SEWARD (CITY)	17.58	0.00	17.58	\$591,908	\$96,533	12.87	(4.71)	\$229,361	\$591,935
50	SOLDOTNA (CITY)	10.24	7.47	17.71	\$894,740	\$126,703	14.36	(3.34)	\$271,865	\$894,811

51	KETCHIKAN BOROUGH (AW)	4.55	3.43	7.99	\$2,249,638	\$84,555	6.75	(1.23)	\$421,695	\$2,251,305
52	SHORELINE (SA)	1.00	0.00	1.00	\$7,430	\$0	0.63	(0.37)	\$2,751	\$7,430
53	KETCHIKAN (CITY)	9.67	8.90	18.57	\$3,281,664	\$393,632	15.49	(3.07)	\$873,244	\$3,282,392
54	SAXMAN (CITY)	0.00	0.00	0.00	NA	\$8,294	NA	NA	\$25,000	NA

55	KODIAK BOROUGH (AW)	1.83	0.00	1.83	\$714,687	\$207,791	1.78	(0.05)	\$221,898	\$714,687
56	FIRE DISTRICT (SA)	2.31	0.00	2.31	\$42,517	\$0	1.37	(0.94)	\$17,334	\$42,517
57	ROAD DISTRICT (SA)	0.64	0.00	0.64	\$2,635	\$0	0.41	(0.23)	\$979	\$2,667
58	KODIAK (CITY)	8.19	6.04	14.24	\$2,210,567	\$190,984	13.44	(0.80)	\$304,468	\$2,210,567
59	AKHIOK (CITY)	0.00	0.00	0.00	NA	\$0	NA	NA	\$26,875	NA
60	LARSEN BAY (CITY)	0.00	0.00	0.00	NA	\$1,841	NA	NA	\$26,875	NA
61	OLD HARBOR (CITY)	0.00	0.00	0.00	NA	\$17,281	NA	NA	\$26,875	NA
62	OUZINKIE (CITY)	0.00	368.44	368.44	NA	\$2,284	NA	NA	\$26,875	NA
63	PORT LIONS (CITY)	0.00	0.00	0.00	NA	\$11,133	NA	NA	\$26,875	NA

64	MAT-SU BOROUGH (AW)	3.12	0.00	3.12	\$2,022,852	\$295,973	2.98	(0.14)	\$377,259	\$2,026,023
65	WASILLA F(1,8,9,10,11)	0.77	0.00	0.77	\$65,197	\$0	0.55	(0.22)	\$19,223	\$65,789
66	BUTTE FIRE (SA)	0.59	0.00	0.59	\$18,913	\$0	0.42	(0.16)	\$5,414	\$19,136
67	SUTTON FIRE (SA)	1.71	0.00	1.71	\$8,382	\$0	0.70	(1.01)	\$4,996	\$8,442
68	OTHER AREA (SA)	0.17	0.00	0.17	\$59,646	\$0	0.14	(0.03)	\$10,544	\$59,646
69	TALKEETNA FLOOD (SA)	1.99	0.00	1.99	\$4,770	\$0	1.05	(0.94)	\$2,278	\$4,792
70	GARDEN TERRACE (SA)	3.08	0.00	3.08	\$3,830	\$0	2.41	(0.67)	\$835	\$3,830
71	HOUSTON (CITY)	0.00	0.00	0.00	NA	\$41,357	NA	NA	\$36,494	NA
72	PALMER (CITY)	4.25	8.69	12.94	\$551,190	\$86,977	10.99	(1.94)	\$156,775	\$551,190
73	WASILLA (CITY)	0.00	0.00	0.00	\$73,937	\$73,937	0.18	0.18	\$67,493	\$74,166

74	NORTH SLOPE BOROUGH (AW)	5.55	0.11	5.66	\$20,512,870	\$308,193	5.67	0.01	\$247,102	\$20,512,870
75	ANAKTUVUK PASS (CITY)	0.00	0.00	0.00	NA	\$0	NA	NA	\$33,437	NA
76	BARROW (CITY)	0.00	52.37	52.37	\$253,553	\$38,557	11.21	(41.15)	\$207,530	\$253,564
77	KAKTOVIK (CITY)	0.00	0.00	0.00	NA	\$2,057	NA	NA	\$33,437	NA
78	NUIQSUT (CITY)	0.00	0.00	0.00	NA	\$0	NA	NA	\$33,437	NA
79	POINT HOPE (CITY)	0.00	13.18	13.18	NA	\$0	NA	NA	\$34,558	NA
80	WAINWRIGHT (CITY)	0.00	33.34	33.34	NA	\$0	NA	NA	\$33,437	NA

81	SITKA BOROUGH	2.10	3.86	5.97	\$1,456,589	\$383,994	6.05	0.08	\$367,955	\$1,456,589
----	---------------	------	------	------	-------------	-----------	------	------	-----------	-------------

FIRST CLASS CITIES

82	CORDOVA	8.51	12.04	20.56	\$891,192	\$211,729	16.81	(3.74)	\$335,569	\$891,224
83	CRAIG	5.83	8.78	14.62	\$103,486	\$26,050	9.80	(4.81)	\$51,553	\$103,486
84	DILLINGHAM	15.12	10.14	25.26	\$493,817	\$67,754	21.73	(3.52)	\$121,287	\$493,892
85	GALENA	0.00	14.02	14.02	\$78,957	\$41,39	3.80	(10.22)	\$68,795	\$78,957
86	HOONAH	0.00	8.62	8.62	\$74,715	\$23,715	3.93	(4.69)	\$53,756	\$74,715
87	HYDABURG	0.00	15.98	15.98	\$37,650	\$14,650	2.52	(13.46)	\$34,014	\$37,650
88	KAKE	0.00	1.14	1.14	\$22,992	\$20,256	1.02	(0.11)	\$20,631	\$23,096
89	KING COVE	2.00	2.91	4.91	\$35,357	\$21,275	3.51	(1.40)	\$25,330	\$35,400
90	KLAWOCK	0.00	3.41	3.41	\$17,949	\$14,449	1.11	(2.30)	\$16,860	\$18,000
91	NENANA	9.16	6.09	15.25	\$127,615	\$40,963	10.52	(4.73)	\$67,869	\$127,621
92	NOME	17.39	9.80	27.20	\$1,201,105	\$283,132	23.06	(4.13)	\$422,759	\$1,201,161
93	PELICAN	3.20	9.91	13.11	\$70,467	\$9,616	11.10	(2.01)	\$18,977	\$70,495
94	PETERSBURG	12.81	1.23	14.04	\$647,918	\$169,595	11.35	(2.69)	\$261,642	\$648,159
95	SAINT MARY'S	0.00	0.00	0.00	NA	\$22,194	NA	NA	\$32,500	NA

96 SKAGWAY	9.40	3.40	12.81	\$430,974	\$48,537	12.41	(0.39)	\$60,316	\$430,974
97 UNALASKA	9.59	21.41	31.00	\$616,212	\$102,445	29.26	(1.73)	\$131,280	\$616,267
98 VALDEZ	4.43	0.00	4.43	\$5,791,651	\$417,165	4.64	0.20	\$165,853	\$5,791,651
99 ZONE I	1.88	0.00	1.88	\$131,615	\$0	1.05	(0.83)	\$58,113	\$131,615
100 ZONE II	0.57	0.00	0.57	\$14,306	\$0	0.53	(0.04)	\$1,129	\$14,306
101 WRANGELL	5.87	9.30	15.18	\$779,957	\$209,010	10.62	(4.55)	\$380,713	\$780,277
102 ZONE II	2.02	0.00	2.02	\$18,987	\$0	1.17	(0.85)	\$7,969	\$18,987
103 ZONE III	4.11	0.00	4.11	\$13,699	\$0	3.65	(0.46)	\$1,551	\$13,717
104 ZONE IV	5.40	0.00	5.40	\$134,095	\$0	2.98	(2.41)	\$59,967	\$134,095
105 YAKUTAT	11.60	4.56	16.16	\$164,083	\$0	12.42	(3.74)	\$38,057	\$164,149

SECOND CLASS CITIES

106 AKIACHAK	7.00	0.00	0.00	NA	\$30,904	NA	NA	\$32,500	NA
107 AKIAK	0.00	0.00	0.00	NA	\$1,072	NA	NA	\$32,500	NA
108 AKOLMIUT	0.00	0.54	0.54	NA	\$82,122	NA	NA	\$67,254	NA
109 ALAKANUK	0.00	1.31	1.31	NA	\$29,265	NA	NA	\$32,500	NA
110 ALEKNAGIK	0.00	0.00	0.00	NA	\$0	NA	NA	\$31,562	NA
111 ALLAKAKET	0.00	0.00	0.00	NA	\$2,741	NA	NA	\$33,437	NA
112 AMBLER	0.00	0.91	0.91	NA	\$22,531	NA	NA	\$33,437	NA
113 ANDERSON	0.00	2.24	2.24	NA	\$31,548	NA	NA	\$33,437	NA
114 ANGOON	0.00	2.82	2.82	NA	\$18,036	NA	NA	\$25,937	NA
115 ANIAK	0.00	0.00	0.00	NA	\$24,160	NA	NA	\$33,437	NA
116 ANVIK	0.00	0.00	0.00	NA	\$0	NA	NA	\$33,437	NA
117 ATMAUTLUAK	0.00	0.00	0.00	NA	\$10,583	NA	NA	\$32,500	NA
118 BETHEL	0.00	12.61	12.61	NA	\$264,487	NA	NA	\$422,821	NA
119 BREVIG MISSION	0.00	0.00	0.00	NA	\$8,534	NA	NA	\$31,562	NA
120 BUCKLAND	0.00	1.99	1.99	NA	\$0	NA	NA	\$33,437	NA
121 CHEFORNAK	0.00	0.00	0.00	NA	\$1,872	NA	NA	\$32,500	NA
122 CHEVAK	0.00	1.86	1.86	NA	\$9,878	NA	NA	\$32,500	NA
123 CHUATHBALUK	0.00	0.00	0.00	NA	\$9,216	NA	NA	\$33,437	NA
124 CLARK'S POINT	0.00	0.00	0.00	NA	\$0	NA	NA	\$31,562	NA
125 DEERING	0.00	3.53	3.53	NA	\$8,626	NA	NA	\$33,437	NA
126 DELTA JUNCTION	0.00	0.00	0.00	NA	\$31,602	NA	NA	\$28,750	NA
127 DIOMEDE	0.00	0.00	0.00	NA	\$6,328	NA	NA	\$31,562	NA
128 EAGLE	2.21	0.00	2.21	NA	\$4,904	NA	NA	\$28,750	NA
129 EEK	0.00	1.60	1.60	NA	\$6,211	NA	NA	\$32,500	NA
130 EKWOK	0.00	0.00	0.00	NA	\$0	NA	NA	\$31,562	NA
131 ELIM	0.00	1.91	1.91	NA	\$11,909	NA	NA	\$31,562	NA
132 EMMONAK	0.00	4.46	4.46	NA	\$16,744	NA	NA	\$53,747	NA
133 FORT YUKON	0.00	8.33	8.33	NA	\$53,434	NA	NA	\$88,183	NA
134 FORTUNA LEDGE	0.00	0.00	0.00	NA	\$10,270	NA	NA	\$32,500	NA
135 GAMBELL	0.00	2.68	2.68	NA	\$6,241	NA	NA	\$31,562	NA
136 GOLDFIN	0.00	0.00	0.00	NA	\$0	NA	NA	\$31,562	NA
137 GOLDEN BAY	0.00	1.24	1.24	NA	\$4,674	NA	NA	\$32,500	NA
138 GRADING	0.00	0.00	0.00	NA	\$2,402	NA	NA	\$33,437	NA
139 HILL CROSS	0.00	0.00	0.00	NA	\$17,486	NA	NA	\$33,437	NA
140 HOLPER BAY	0.00	2.52	2.52	NA	\$0	NA	NA	\$32,500	NA
141 HUGHES	0.00	0.00	0.00	NA	\$1,638	NA	NA	\$33,437	NA
142 HUSLIA	0.00	0.00	0.00	NA	\$40,776	NA	NA	\$36,587	NA
143 KALTAG	0.00	0.00	0.00	NA	\$6,881	NA	NA	\$33,437	NA
144 KASAAN	0.00	0.00	0.00	NA	\$4,475	NA	NA	\$25,000	NA
145 KIANA	0.00	0.00	0.00	NA	\$7,545	NA	NA	\$33,437	NA
146 KIVALINA	0.00	1.86	1.86	NA	\$14,172	NA	NA	\$33,437	NA
147 KOBUK	0.00	0.00	0.00	NA	\$5,951	NA	NA	\$33,437	NA
148 KOTLIK	0.00	1.94	1.94	NA	\$11,476	NA	NA	\$22,500	NA
149 KOTZEBUE	0.00	11.58	11.58	NA	\$144,317	NA	NA	\$258,467	NA
150 KOYUK	0.00	0.33	0.33	NA	\$9,999	NA	NA	\$31,562	NA
151 KOYUKUK	0.00	0.00	0.00	NA	\$6,179	NA	NA	\$33,437	NA
152 KUPREANOF	0.00	0.00	0.00	NA	\$0	NA	NA	\$25,937	NA
153 KWETHLUK	0.00	0.00	0.00	NA	\$16,455	NA	NA	\$32,500	NA
154 LOWER KALSKAG	0.00	0.00	0.00	NA	\$12,262	NA	NA	\$33,437	NA
155 MANOKOTAK	0.00	0.90	0.90	NA	\$5,539	NA	NA	\$31,562	NA
156 MCGRATH	0.00	0.00	0.00	NA	\$21,516	NA	NA	\$33,437	NA
157 MEKORYUK	0.00	1.29	1.29	NA	\$11,538	NA	NA	\$32,500	NA
158 MOUNTAIN VILLAGE	0.00	4.79	4.79	NA	\$22,873	NA	NA	\$42,214	NA
159 NAPAKIAK	0.00	6.64	6.64	NA	\$18,826	NA	NA	\$32,500	NA

160 NAPASKIAK	0.00	0.00	0.00	NA	\$5,323	NA	NA	\$32,500	NA
161 NEWHALEN	0.00	0.00	0.00	NA	\$0	NA	NA	\$31,562	NA
162 NEW STUYAHOK	0.00	0.00	0.00	NA	\$0	NA	NA	\$31,562	NA
163 NEWTOK	0.00	0.00	0.00	NA	\$0	NA	NA	\$32,500	NA
164 NIGHTMUTE	0.00	2.54	2.54	NA	\$799	NA	NA	\$32,500	NA
165 NIKOLAI	0.00	0.00	0.00	NA	\$7,764	NA	NA	\$33,437	NA
166 NONDALTON	0.00	0.00	0.00	NA	\$0	NA	NA	\$31,562	NA
167 NOORVIK	0.00	2.26	2.26	NA	\$28,443	NA	NA	\$33,437	NA
168 NULATO	0.00	0.00	0.00	NA	\$10,439	NA	NA	\$33,437	NA
169 PILOT STATION	0.00	0.25	0.25	NA	\$12,320	NA	NA	\$32,500	NA
170 PLATINUM	0.00	0.00	0.00	NA	\$1,879	NA	NA	\$32,500	NA
171 PORT ALEXANDER	0.00	2.52	2.52	NA	\$661	NA	NA	\$25,937	NA
172 PORT HEIDEN	0.00	0.00	0.00	NA	\$51,778	NA	NA	\$50,373	NA
173 QUINHAGAK	0.00	1.03	1.03	NA	\$15,525	NA	NA	\$32,500	NA
174 RUBY	0.00	0.00	0.00	NA	\$3,662	NA	NA	\$33,437	NA
175 RUSSIAN MISSION	0.00	0.00	0.00	NA	\$2,126	NA	NA	\$32,500	NA
176 SAINT MICHAEL	0.00	0.00	0.00	NA	\$10,121	NA	NA	\$31,562	NA
177 SAINT PAUL	0.00	5.75	5.75	NA	\$85,410	NA	NA	\$101,384	NA
178 SAND POINT	0.00	12.39	12.39	NA	\$40,458	NA	NA	\$74,649	NA
179 SAVOONGA	0.00	0.65	0.65	NA	\$17,701	NA	NA	\$31,562	NA
180 SCAMMON BAY	0.00	1.42	1.42	NA	\$6,147	NA	NA	\$32,500	NA
181 SELAWIK	0.00	12.52	12.52	NA	\$17,073	NA	NA	\$46,887	NA
182 SHAGELUK	0.00	0.00	0.00	NA	\$14,897	NA	NA	\$33,437	NA
183 SHAKTOOLIK	0.00	0.96	0.96	NA	\$0	NA	NA	\$31,562	NA
184 SHELDON POINT	0.00	0.00	0.00	NA	\$0	NA	NA	\$32,500	NA
185 SHISHMAREF	0.00	2.18	2.18	NA	\$19,441	NA	NA	\$31,562	NA
186 SHUNGNAK	0.00	2.18	2.18	NA	\$9,488	NA	NA	\$33,437	NA
187 STEBBINS	0.00	1.03	1.03	NA	\$9,217	NA	NA	\$31,562	NA
188 TANANA	0.00	1.61	1.61	NA	\$25,506	NA	NA	\$33,437	NA
189 TELLER	0.00	1.09	1.09	NA	\$14,844	NA	NA	\$31,562	NA
190 TENAKEE SPRINGS	0.00	0.00	0.00	NA	\$6,131	NA	NA	\$25,937	NA
191 TOGIAK	0.00	2.85	2.85	NA	\$10,315	NA	NA	\$31,562	NA
192 TOKSOOK BAY	0.00	2.16	2.16	NA	\$16,121	NA	NA	\$32,500	NA
193 TULUKSAK	0.00	0.00	0.00	NA	\$0	NA	NA	\$32,500	NA
194 TUNUNAK	0.00	0.52	0.52	NA	\$12,780	NA	NA	\$32,500	NA
195 UNALAKLEET	0.00	0.00	0.00	NA	\$33,645	NA	NA	\$31,562	NA
196 UPPER KALSKAG	0.00	0.00	0.00	NA	\$2,741	NA	NA	\$33,437	NA
197 WALES	0.00	0.89	0.89	NA	\$0	NA	NA	\$31,562	NA
198 WHITE MOUNTAIN	0.00	0.00	0.00	NA	\$0	NA	NA	\$31,562	NA
199 WHITTIER	0.00	5.13	5.13	NA	\$33,961	NA	NA	\$33,961	NA
200 EXT FIRE AREAS	0.00	0.00	0.00	NA	\$66,341	NA	NA	\$66,341	NA

\$18,349,049

\$26,999,010

PER CAPITA INCOME NOT INCLUDED

PER CAPITA INCOME NOT INCLUDED
 MINIMUM ENTITLEMENT IS \$25,000 X COLA
 LOCAL EFFORT LIMIT SET TO 25
 CHAPTER 88 PRORATION FACTOR IS 2.6751 (CHAPTER 88 PLUS MINIMUM ENTITLEMENTS)
 PRORATION FACTOR FOR SECTION 10 IS .97921177

PREPARED BY
 LEGISLATIVE AFFAIRS AGENCY
 RESEARCH DIVISION
 MAY 5, 1978

LOCAL GOV'T	PROPERTY TAX	S. T. EQUIV	CHAPTER 88 POF	CHAPTER 88 ENTITLEMENT	CHAPTER 89 ENTITLEMENT	MIN ENT	SECTION 10 ADD ON	HB 843 ENTITLEMENT	PRESENT ENTITLEMENT	'78 HB 70 ENTITLEMENT
BOROUGH AND INTERNAL DIFFERENTIAL TAX UNITS										
1 ANCHORAGE (AW)	2.93	0.00	180,653	\$2,417,666	\$2,876,165	\$0	\$0	\$5,183,781	\$8,378,557	\$11,269,005
2 CITY (SA)	7.07	0.00	67,014	\$2,078,353	\$0	\$0	\$0	\$2,035,148	\$0	\$0
3 HILLSIDE (SA)	3.49	0.00	8,937	\$86,248	\$0	\$0	\$0	\$84,455	\$0	\$0
4 SPENARD (SA)	7.34	0.00	38,816	\$1,146,742	\$0	\$0	\$0	\$1,122,903	\$0	\$0
5 GIRDWOOD (SA)	3.35	0.00	600	\$4,446	\$0	\$0	\$0	\$4,353	\$0	\$0
6 GLEN ALPS (SA)	3.37	0.00	65	\$473	\$0	\$0	\$0	\$463	\$0	\$0
7 RICH. VISTA (SA)	7.24	0.00	1,105	\$73,899	\$0	\$0	\$0	\$72,363	\$0	\$0
8 SAND LAKE (SA)	3.97	0.00	18,915	\$373,224	\$0	\$0	\$0	\$365,465	\$0	\$0
9 MULDOON (SA)	4.70	0.00	23,345	\$813,938	\$0	\$0	\$0	\$797,018	\$0	\$0
10 RABBIT CREEK (SA)	3.37	0.00	6,532	\$112,200	\$0	\$0	\$0	\$109,867	\$0	\$0
11 EAGLE RIVER (SA)	2.28	0.00	7,182	\$91,376	\$0	\$0	\$0	\$89,476	\$0	\$0
12 CHUGIAK (SA)	1.28	0.00	5,876	\$57,349	\$0	\$0	\$0	\$56,157	\$0	\$0
13 OCEAN VIEW (SA)	4.86	0.00	1,894	\$44,003	\$0	\$0	\$0	\$43,089	\$0	\$0
14 OTHER SA	0.52	0.00	372	\$223	\$0	\$0	\$0	\$277	\$0	\$0
TOTAL				\$7,300,205	\$2,876,165			\$9,964,822	\$8,378,557	\$11,269,005
15 BRISTOL BAY BOROUGH (AW)	6.15	8.20	1,311	\$87,676	\$8,370	\$0	\$0	\$94,050	\$32,370	\$32,370
16 SOUTH NAKNEK SA	1.47	0.00	175	\$637	\$0	\$0	\$0	\$624	\$0	\$0
TOTAL				\$88,314	\$8,370			\$94,674	\$32,370	\$32,370
17 FAIRBANKS BOROUGH (AW)	1.19	2.22	60,227	\$896,641	\$113,018	\$0	\$146,007	\$1,131,643	\$1,200,637	\$1,339,160
18 BALLAINE LAKE (SA)	0.81	0.00	168	\$1,696	\$0	\$0	\$0	\$1,661	\$0	\$0
19 DIANE (SA)	1.22	0.00	66	\$644	\$0	\$0	\$0	\$631	\$0	\$0
20 WILDVIEW ACRES (SA)	0.82	0.00	77	\$379	\$0	\$0	\$0	\$371	\$0	\$0
21 SMITH RANCH (SA)	1.63	0.00	438	\$7,601	\$0	\$0	\$0	\$7,443	\$0	\$0
22 ENGINEER CREEK (SA)	1.64	0.00	144	\$2,498	\$0	\$0	\$0	\$2,446	\$0	\$0
23 ESTER LUMP (SA)	2.04	0.00	10	\$19	\$0	\$0	\$0	\$18	\$0	\$0
24 NORTH STAR F.P. (SA)	0.87	0.00	6,500	\$31,650	\$0	\$0	\$0	\$30,992	\$0	\$0
25 BECKER RIDGE (SA)	2.35	0.00	108	\$480	\$0	\$0	\$0	\$470	\$0	\$0
26 FAIRBANKS (CITY)	6.94	4.60	30,462	\$2,037,222	\$512,634	\$0	\$0	\$2,496,849	\$1,265,807	\$1,335,869
27 NORTH POLE (CITY)	4.36	9.18	461	\$21,838	\$18,492	\$0	\$0	\$39,492	\$29,890	\$30,951
TOTAL				\$3,000,672	\$644,144			\$3,712,020	\$2,496,336	\$2,705,981
28 HAINES BOROUGH	1.42	0.00	1,924	\$17,537	\$0	\$9,337	\$0	\$26,316	\$0	\$26,875
29 HAINES (CITY)	7.62	5.58	1,366	\$91,354	\$16,528	\$0	\$0	\$105,640	\$65,721	\$68,658
TOTAL				\$108,891	\$16,528			\$131,956	\$65,721	\$95,533
30 JUNEAU (AW)	8.62	0.00	20,465	\$1,136,649	\$209,030	\$0	\$0	\$1,317,705	\$751,062	\$1,037,572
31 JUNEAU SA1	2.78	9.13	7,259	\$485,463	\$0	\$0	\$0	\$475,371	\$0	\$0
32 JUNEAU SA2	1.21	4.12	1,606	\$84,928	\$0	\$0	\$0	\$83,162	\$0	\$0
33 JUNEAU SA3	0.79	0.00	197	\$467	\$0	\$0	\$0	\$457	\$0	\$0
34 JUNEAU SA4	2.88	0.00	1,370	\$17,012	\$0	\$0	\$0	\$16,659	\$0	\$0
35 JUNEAU SA5	2.35	0.00	8,369	\$146,485	\$0	\$0	\$0	\$143,440	\$0	\$0
36 JUNEAU SA6	1.89	0.00	719	\$9,446	\$0	\$0	\$0	\$9,249	\$0	\$0
37 JUNEAU SA7	1.41	0.00	427	\$3,217	\$0	\$0	\$0	\$3,151	\$0	\$0
38 JUNEAU SA8	1.30	0.00	518	\$2,375	\$0	\$0	\$0	\$2,326	\$0	\$0
TOTAL				\$1,886,017	\$209,030			\$2,051,524	\$751,062	\$1,037,572

39	KENAI BOROUGH (AW)	0.00	0.00	24,611	\$0	\$314,975	\$0	\$0	\$308,427	\$470,590	\$576,418
40	CENTRAL HOSPITAL (SA)	0.19	0.00	14,100	\$34,342	\$0	\$0	\$0	\$33,628	\$0	\$0
41	SOUTH HOSPITAL (SA)	2.02	0.00	5,300	\$75,595	\$0	\$0	\$0	\$74,023	\$0	\$0
42	NORTH KENAI FIRE (SA)	5.45	0.00	3,512	\$21,383	\$0	\$0	\$0	\$20,939	\$0	\$0
43	NORTH KENAI REC (SA)	0.84	0.00	3,995	\$3,655	\$0	\$0	\$0	\$3,579	\$0	\$0
44	BEAR CREEK FIRE (SA)	5.43	0.00	675	\$44,399	\$0	\$0	\$0	\$43,476	\$0	\$0
45	HOMER (CITY)	11.26	5.74	1,802	\$120,513	\$13,754	\$0	\$0	\$131,476	\$74,774	\$74,774
46	KACHEMAK (CITY)	1.75	0.00	151	\$881	\$0	\$25,993	\$0	\$26,316	\$0	\$26,875
47	KENAI (CITY)	14.58	7.95	5,364	\$358,730	\$64,451	\$0	\$0	\$414,385	\$246,090	\$274,921
48	SELDOVIA (CITY)	14.48	2.58	612	\$40,929	\$10,013	\$0	\$0	\$49,883	\$26,132	\$26,132
49	SEWARD (CITY)	17.58	0.00	2,279	\$152,413	\$24,260	\$0	\$0	\$173,001	\$96,533	\$96,533
50	SOLDOTNA (CITY)	10.24	7.47	2,586	\$172,945	\$39,135	\$0	\$0	\$207,671	\$126,703	\$140,603

TOTAL \$1,025,790 \$466,590 \$1,486,810 \$1,040,825 \$1,216,259

51	KETCHIKAN BOROUGH (AW)	4.55	3.43	11,490	\$446,507	\$0	\$0	\$0	\$437,225	\$84,555	\$130,515
52	SHORELINE (SA)	1.00	0.00	550	\$4,716	\$0	\$0	\$0	\$4,617	\$0	\$0
53	KETCHIKAN (CITY)	9.67	8.90	7,928	\$530,204	\$159,756	\$0	\$0	\$675,617	\$393,632	\$425,344
54	SAXMAN (CITY)	0.00	0.00	272	\$0	\$4,350	\$20,650	\$0	\$24,480	\$8,294	\$25,000

TOTAL \$981,428 \$164,106 \$1,141,541 \$486,481 \$580,859

55	KODIAK BOROUGH (AW)	1.83	0.00	7,901	\$47,714	\$166,949	\$0	\$0	\$210,201	\$207,791	\$224,778
56	FIRE DISTRICT (SA)	2.31	0.00	1,546	\$34,551	\$0	\$0	\$0	\$33,832	\$0	\$0
57	ROAD DISTRICT (SA)	0.64	0.00	312	\$1,767	\$0	\$0	\$0	\$1,730	\$0	\$0
58	KODIAK (CITY)	8.19	6.04	4,960	\$283,380	\$23,026	\$0	\$0	\$300,037	\$190,984	\$212,312
59	AKHIOK (CITY)	0.00	0.00	102	\$0	\$0	\$26,875	\$0	\$26,316	\$0	\$26,875
60	LARSEN BAY (CITY)	0.00	0.00	137	\$0	\$0	\$26,875	\$0	\$26,316	\$1,841	\$26,875
61	OLD HARBOR (CITY)	0.00	0.00	327	\$0	\$6,208	\$20,666	\$0	\$26,316	\$17,281	\$26,875
62	OUZINKIE (CITY)	0.00	368.44	170	\$11,369	\$0	\$15,505	\$0	\$26,316	\$2,284	\$26,875
63	PORT LIONS (CITY)	0.00	0.00	227	\$0	\$3,934	\$22,940	\$0	\$26,316	\$11,133	\$26,875

TOTAL \$378,782 \$200,118 \$677,383 \$431,316 \$571,465

64	MAT-SU BOROUGH (AW)	3.12	0.00	16,724	\$181,397	\$133,790	\$0	\$0	\$308,635	\$295,973	\$365,378
65	WASILLA F(1,8,9,10,11)	0.77	0.00	4,908	\$25,582	\$0	\$0	\$0	\$25,050	\$0	\$0
66	BUTTE FIRE (SA)	0.59	0.00	1,818	\$7,023	\$0	\$0	\$0	\$6,877	\$0	\$0
67	SUTTON FIRE (SA)	1.71	0.00	594	\$14,215	\$0	\$0	\$0	\$13,919	\$0	\$0
68	OTHER AREA (SA)	0.17	0.00	12,924	\$10,290	\$0	\$0	\$0	\$10,076	\$0	\$0
69	TALKEETNA FLOOD (SA)	1.99	0.00	223	\$4,744	\$0	\$0	\$0	\$4,645	\$0	\$0
70	GARDEN TERRACE (SA)	3.08	0.00	57	\$924	\$0	\$0	\$0	\$905	\$0	\$0
71	HOUSTON (CITY)	0.00	0.00	375	\$0	\$36,494	\$0	\$4,863	\$40,498	\$41,357	\$41,357
72	PALMER (CITY)	4.25	8.69	1,859	\$124,325	\$26,222	\$0	\$0	\$147,418	\$86,977	\$86,977
73	WASILLA (CITY)	0.00	0.00	1,566	\$0	\$65,813	\$0	\$8,123	\$72,400	\$73,937	\$73,937

TOTAL \$368,502 \$262,321 \$630,427 \$498,246 \$567,651

74	NORTH SLOPE BOROUGH (AW)	5.55	0.11	9,139	\$15,189	\$65,510	\$0	\$227,493	\$301,786	\$308,193	\$308,193
75	ANAKTUVUK PASS (CITY)	0.00	0.00	150	\$0	\$0	\$33,437	\$0	\$32,742	\$0	\$33,437
76	BARROW (CITY)	0.00	52.37	2,306	\$154,219	\$0	\$0	\$0	\$151,013	\$38,553	\$38,553
77	KAKTOVIK (CITY)	0.00	0.00	123	\$0	\$0	\$33,437	\$0	\$32,742	\$2,057	\$33,437
78	NUIQSUT (CITY)	0.00	0.00	152	\$0	\$0	\$33,437	\$0	\$32,742	\$0	\$33,437
79	POINT HOPE (CITY)	0.00	13.18	384	\$25,680	\$0	\$7,756	\$0	\$32,742	\$0	\$33,437
80	WAINWRIGHT (CITY)	0.00	33.34	341	\$22,805	\$0	\$10,632	\$0	\$32,742	\$0	\$33,437

TOTAL \$217,895 \$65,510 \$616,512 \$348,803 \$513,934

81	SITKA BOROUGH	2.10	3.86	7,650	\$223,071	\$133,982	\$0	\$26,940	\$376,011	\$383,994	\$455,426
----	---------------	------	------	-------	-----------	-----------	-----	----------	-----------	-----------	-----------

FIRST CLASS CITIES

82	CORDOVA	8.51	12.04	2,406	\$160,907	\$119,038	\$0	\$0	\$274,126	\$211,729	\$222,797
83	CRAIG	5.83	8.78	467	\$31,231	\$10,405	\$0	\$0	\$40,771	\$26,050	\$26,050
84	DILLINGHAM	15.12	10.14	1,269	\$84,867	\$7,082	\$0	\$0	\$90,038	\$60,754	\$60,754
85	GALENA	0.00	14.02	631	\$42,199	\$19,134	\$0	\$0	\$60,058	\$41,499	\$41,499
86	HOONAH	0.00	8.62	848	\$56,712	\$0	\$0	\$0	\$55,533	\$28,715	\$28,715

87 HYDABURG	0.00	15.98	380	\$25,413	\$7,240	\$0	\$0	\$31,974	\$14,650	\$14,650
88 KAKE	0.00	1.14	679	\$25,227	\$1,587	\$0	\$0	\$26,256	\$20,256	\$20,256
89 KING COVE	2.00	2.91	408	\$27,286	\$5,050	\$0	\$0	\$31,663	\$21,275	\$21,275
90 KLAWOCK	0.00	3.41	323	\$21,601	\$6,535	\$0	\$0	\$27,551	\$14,449	\$14,449
91 NENANA	9.16	6.09	521	\$34,843	\$20,982	\$0	\$0	\$54,664	\$40,963	\$42,317
92 NOME	17.39	9.80	2,585	\$172,878	\$190,119	\$0	\$0	\$355,455	\$283,132	\$283,132
93 PELICAN	3.20	9.91	169	\$9,260	\$6,073	\$11,540	\$0	\$26,316	\$9,616	\$26,875
94 PETERSBURG	12.81	1.23	2,126	\$142,181	\$100,115	\$0	\$0	\$237,260	\$169,595	\$174,007
95 SAINT MARY'S	0.00	0.00	415	\$0	\$5,200	\$27,300	\$0	\$31,824	\$22,194	\$32,500
96 SKAGWAY	9.40	3.40	854	\$35,899	\$19,618	\$0	\$0	\$54,364	\$48,537	\$50,373
97 UNALASKA	9.59	21.41	510	\$34,107	\$35,382	\$0	\$0	\$117,006	\$102,445	\$102,445

98 VALDEZ	4.43	0.00	7,400	\$23,513	\$119,481	\$0	\$134,285	\$271,516	\$417,165	\$452,709
99 ZONE I	1.88	0.00	1,000	\$138,577	\$0	\$0	\$0	\$135,696	\$0	\$0
100 ZONE II	0.57	0.00	1,000	\$1,307	\$0	\$0	\$0	\$1,280	\$0	\$0

TOTAL				\$163,398	\$119,481			\$408,493	\$417,165	\$452,709
-------	--	--	--	-----------	-----------	--	--	-----------	-----------	-----------

101 WRANGELL	5.87	9.30	1,152	\$210,797	\$99,458	\$0	\$0	\$303,807	\$209,010	\$215,551
102 ZONE II	2.02	0.00	797	\$15,779	\$0	\$0	\$0	\$15,451	\$0	\$0
103 ZONE III	4.11	0.00	100	\$1,416	\$0	\$0	\$0	\$1,387	\$0	\$0
104 ZONE IV	5.40	0.00	2,250	\$126,396	\$0	\$0	\$0	\$123,768	\$0	\$0

TOTAL				\$354,300	\$99,458			\$444,414	\$209,010	\$215,551
-------	--	--	--	-----------	----------	--	--	-----------	-----------	-----------

105 YAKUTAT	11.60	4.56	442	\$29,559	\$0	\$0	\$0	\$28,945	\$0	\$0
-------------	-------	------	-----	----------	-----	-----	-----	----------	-----	-----

SECOND CLASS CITIES

106 AKIACHAK	0.00	0.00	354	\$0	\$19,630	\$12,870	\$0	\$31,824	\$30,904	\$32,500
107 AKIAK	0.00	0.00	165	\$0	\$0	\$32,500	\$0	\$31,824	\$1,072	\$32,500
108 AKOLMIUT	0.00	0.54	608	\$3,956	\$62,757	\$0	\$15,408	\$80,415	\$82,122	\$82,122
109 ALAKANUK	0.00	1.31	527	\$8,264	\$12,480	\$11,755	\$0	\$31,824	\$29,265	\$32,500
110 ALEKNAGIK	0.00	0.00	227	\$0	\$0	\$31,562	\$0	\$30,906	\$0	\$31,562
111 ALLAKAKET	0.00	0.00	164	\$0	\$0	\$33,437	\$0	\$32,742	\$2,741	\$33,437
112 AMBLER	0.00	0.91	217	\$2,373	\$14,339	\$16,224	\$0	\$32,742	\$22,531	\$33,437
113 ANDERSON	0.00	2.24	470	\$12,578	\$13,000	\$7,854	\$0	\$32,742	\$31,548	\$33,437
114 ANGOON	0.00	2.82	287	\$9,677	\$8,061	\$8,198	\$0	\$25,398	\$18,036	\$25,937
115 ANIAK	0.00	0.00	323	\$0	\$13,575	\$19,861	\$0	\$32,742	\$24,160	\$33,437
116 ANVIK	0.00	0.00	87	\$0	\$0	\$33,437	\$0	\$32,742	\$0	\$33,437
117 ATMAUTLUAK	0.00	0.00	169	\$0	\$5,200	\$27,300	\$0	\$31,824	\$10,583	\$32,500
118 BETHEL	0.00	12.61	3,409	\$227,985	\$116,025	\$0	\$0	\$336,859	\$264,487	\$273,351
119 BREVIG MISSION	0.00	0.00	120	\$0	\$5,580	\$25,982	\$0	\$30,906	\$8,534	\$31,562
120 BUCKLAND	0.00	1.99	172	\$4,106	\$0	\$29,330	\$0	\$32,742	\$0	\$33,437
121 CHEFORNAK	0.00	0.00	192	\$0	\$0	\$32,500	\$0	\$31,824	\$1,872	\$32,500
122 CHEVAK	0.00	1.86	447	\$9,955	\$0	\$22,544	\$0	\$31,824	\$9,878	\$32,500
123 CHUATHBALUK	0.00	0.00	118	\$0	\$5,350	\$28,087	\$0	\$32,742	\$9,216	\$33,437
124 CLARK'S POINT	0.00	0.00	98	\$0	\$0	\$31,562	\$0	\$30,906	\$0	\$31,562
125 DEERING	0.00	3.53	100	\$4,222	\$5,350	\$23,865	\$0	\$32,742	\$8,626	\$33,437
126 DELTA JUNCTION	0.00	0.00	892	\$0	\$18,779	\$9,970	\$2,852	\$30,945	\$31,602	\$35,705
127 DIOMEDE	0.00	0.00	135	\$0	\$5,050	\$26,512	\$0	\$30,906	\$6,328	\$31,562
128 EAGLE	2.21	0.00	145	\$3,782	\$4,071	\$20,896	\$0	\$28,152	\$4,904	\$28,750
129 EEK	0.00	1.60	195	\$3,733	\$0	\$28,766	\$0	\$31,824	\$6,211	\$32,500
130 EKWOK	0.00	0.00	109	\$0	\$0	\$31,562	\$0	\$30,906	\$0	\$31,562
131 ELIM	0.00	1.91	205	\$4,701	\$5,050	\$21,811	\$0	\$30,906	\$11,909	\$31,562
132 EMMONAK	0.00	4.46	545	\$29,038	\$4,699	\$0	\$0	\$33,036	\$16,744	\$16,744
133 FORT YUKON	0.00	8.33	637	\$42,600	\$30,856	\$0	\$0	\$71,930	\$53,434	\$53,434
134 FORTUNA LEDGE	0.00	0.00	200	\$0	\$5,200	\$27,300	\$0	\$31,824	\$10,270	\$32,500
135 GAMBELL	0.00	2.68	412	\$13,200	\$0	\$18,361	\$0	\$30,906	\$6,241	\$31,562
136 GOLOVIN	0.00	0.00	118	\$0	\$0	\$31,562	\$0	\$30,906	\$0	\$31,562
137 GOODNEWS BAY	0.00	1.24	248	\$3,690	\$0	\$28,809	\$0	\$31,824	\$4,674	\$32,500
138 GRAYLING	0.00	0.00	167	\$0	\$0	\$33,437	\$0	\$32,742	\$2,402	\$33,437
139 HOLY CROSS	0.00	0.00	212	\$0	\$13,375	\$20,062	\$0	\$32,742	\$17,486	\$33,437
140 HOOPER BAY	0.00	2.52	590	\$17,823	\$0	\$14,676	\$0	\$31,824	\$0	\$32,500
141 HUGHES	0.00	0.00	98	\$0	\$0	\$33,437	\$0	\$32,742	\$1,638	\$33,437
142 HUSLIA	0.00	0.00	216	\$0	\$36,587	\$0	\$4,189	\$39,928	\$40,776	\$40,776
143 KALTAG	0.00	0.00	240	\$0	\$2,225	\$31,210	\$0	\$33,742	\$5,881	\$33,437

144	KASAAN	0.00	0.00	38	\$0	\$4,000	\$21,000	\$0	\$24,480	\$4,475	\$25,000
145	KIANA	0.00	0.00	314	\$0	\$10,405	\$23,031	\$0	\$32,742	\$17,545	\$33,437
146	KIVALINA	0.00	1.86	208	\$4,646	\$7,356	\$21,434	\$0	\$32,742	\$14,172	\$33,437
147	KOBUK	0.00	0.00	60	\$0	\$5,350	\$28,087	\$0	\$32,742	\$5,951	\$33,437
148	KOTLIK	0.00	1.94	284	\$6,595	\$5,200	\$20,704	\$0	\$31,824	\$11,476	\$32,500
149	KOTZEBUE	0.00	11.58	2,526	\$168,932	\$31,137	\$0	\$0	\$195,910	\$144,317	\$144,317
150	KOYUK	0.00	0.33	160	\$640	\$5,050	\$25,871	\$0	\$30,906	\$9,999	\$31,562
151	KOYUKUK	0.00	0.00	124	\$0	\$5,350	\$28,087	\$0	\$32,742	\$6,179	\$33,437
152	KUPREANOF	0.00	0.00	42	\$0	\$0	\$25,937	\$0	\$25,398	\$0	\$25,937
153	KWETHLUK	0.00	0.00	444	\$0	\$5,200	\$27,300	\$0	\$31,824	\$16,455	\$32,500
154	LOWER KALSKAG	0.00	0.00	195	\$0	\$5,350	\$28,087	\$0	\$32,742	\$12,262	\$33,437
155	MANDOKOTAK	0.00	0.90	225	\$2,422	\$0	\$29,139	\$0	\$30,906	\$5,539	\$31,562
156	MCGRATH	0.00	0.00	296	\$0	\$11,816	\$21,620	\$0	\$32,742	\$21,516	\$33,437
157	MEKORYUK	0.00	1.29	184	\$2,336	\$5,200	\$24,463	\$0	\$31,824	\$11,538	\$32,500
158	MOUNTAIN VILLAGE	0.00	4.79	513	\$29,415	\$5,200	\$0	\$0	\$33,896	\$22,873	\$22,873
159	NAPAKIAK	0.00	6.64	276	\$18,458	\$10,036	\$4,005	\$0	\$31,824	\$18,826	\$32,500
160	NAPASKIAK	0.00	0.00	210	\$0	\$0	\$32,500	\$0	\$31,824	\$5,323	\$32,500
161	NEWHALEN	0.00	0.00	89	\$0	\$0	\$31,562	\$0	\$30,906	\$0	\$31,562
162	NEW STUYAHOK	0.00	0.00	230	\$0	\$0	\$31,562	\$0	\$30,906	\$0	\$31,562
163	NEWTOK	0.00	0.00	124	\$0	\$0	\$32,500	\$0	\$31,824	\$0	\$32,500
164	NIGHTMUTE	0.00	2.54	123	\$3,733	\$0	\$28,766	\$0	\$31,824	\$799	\$32,500
165	NIKOLAI	0.00	0.00	85	\$0	\$7,195	\$26,241	\$0	\$32,742	\$7,764	\$33,437
166	NONDALTON	0.00	0.00	226	\$0	\$0	\$31,562	\$0	\$30,906	\$0	\$31,562
167	NOORVIK	0.00	2.26	527	\$14,258	\$9,763	\$9,415	\$0	\$32,742	\$28,443	\$33,437
168	NULATO	0.00	0.00	331	\$0	\$8,225	\$25,211	\$0	\$32,742	\$10,439	\$33,437
169	PILOT STATION	0.00	0.25	301	\$924	\$1,950	\$29,625	\$0	\$31,824	\$12,320	\$32,500
170	PLATINUM	0.00	0.00	59	\$0	\$0	\$32,500	\$0	\$31,824	\$1,879	\$32,500
171	PORT ALEXANDER	0.00	2.52	51	\$1,539	\$0	\$24,398	\$0	\$25,398	\$661	\$25,937
172	PORT HEIDEN	0.00	0.00	89	\$0	\$50,373	\$0	\$1,405	\$50,702	\$51,778	\$51,778
173	QUINHAGAK	0.00	1.03	395	\$4,898	\$5,512	\$22,089	\$0	\$31,824	\$15,525	\$32,500
174	RUBY	0.00	0.00	219	\$0	\$0	\$33,437	\$0	\$32,742	\$3,662	\$33,437
175	RUSSIAN MISSION	0.00	0.00	158	\$0	\$1,716	\$30,784	\$0	\$31,824	\$2,126	\$32,500
176	SAINT MICHAEL	0.00	0.00	206	\$0	\$5,050	\$26,512	\$0	\$30,906	\$10,121	\$31,562
177	SAINT PAUL	0.00	5.75	550	\$36,782	\$68,999	\$0	\$0	\$103,583	\$85,410	\$85,410
178	SAND POINT	0.00	18.57	544	\$36,381	\$25,691	\$0	\$0	\$60,782	\$40,458	\$40,458
179	SAVDONGA	0.00	0.65	409	\$3,186	\$5,050	\$23,325	\$0	\$30,906	\$17,701	\$31,562
180	SCAMMON BAY	0.00	1.42	193	\$3,280	\$0	\$29,219	\$0	\$31,824	\$6,147	\$32,500
181	SELAWIK	0.00	12.52	521	\$24,843	\$0	\$0	\$0	\$34,118	\$17,073	\$17,073
182	SHAGELUK	0.00	0.00	169	\$0	\$12,070	\$21,366	\$0	\$32,742	\$14,897	\$33,437
183	SHAKTOOLIK	0.00	0.96	160	\$1,846	\$0	\$29,715	\$0	\$30,906	\$0	\$31,562
184	SHELDON POINT	0.00	0.00	136	\$0	\$0	\$32,500	\$0	\$31,824	\$0	\$32,500
185	SHISHMAREF	0.00	2.18	326	\$8,505	\$8,534	\$14,522	\$0	\$30,906	\$19,441	\$31,562
186	SHUNGNAK	0.00	2.18	182	\$4,748	\$5,350	\$23,338	\$0	\$32,742	\$9,488	\$33,437
187	STEBBINS	0.00	1.03	298	\$3,687	\$0	\$27,875	\$0	\$30,906	\$9,217	\$31,562
188	TANANA	0.00	1.61	499	\$9,601	\$22,169	\$1,666	\$0	\$32,742	\$25,506	\$33,437
189	TELLER	0.00	1.09	219	\$2,852	\$10,144	\$18,566	\$0	\$30,906	\$14,844	\$31,562
190	TENAKEE SPRINGS	0.00	0.00	140	\$0	\$1,556	\$24,381	\$0	\$25,398	\$6,131	\$25,937
191	TOGIAK	0.00	2.85	419	\$14,269	\$0	\$17,292	\$0	\$30,906	\$10,315	\$31,562
192	TOKSOOK BAY	0.00	2.16	317	\$8,210	\$5,200	\$19,089	\$0	\$31,824	\$16,121	\$32,500
193	TULUKSAK	0.00	0.00	202	\$0	\$0	\$32,500	\$0	\$31,824	\$0	\$32,500
194	TUNUNAK	0.00	0.52	299	\$1,870	\$5,200	\$25,429	\$0	\$31,824	\$12,780	\$32,500
195	UNALAKLEET	0.00	0.00	630	\$0	\$22,510	\$9,052	\$2,083	\$32,946	\$33,645	\$33,645
196	UPPER KALSKAG	0.00	0.00	164	\$0	\$0	\$33,437	\$0	\$32,742	\$2,741	\$33,437
197	WALES	0.00	0.89	109	\$1,167	\$0	\$30,395	\$0	\$30,906	\$0	\$31,562
198	WHITE MOUNTAIN	0.00	0.00	98	\$0	\$0	\$31,562	\$0	\$30,906	\$0	\$31,562
199	WHITTIER	0.00	5.13	292	\$14,335	\$22,712	\$0	\$0	\$36,278	\$33,961	\$33,961
200	EXT FIRE AREAS	0.00	0.00	1	\$0	\$66,341	\$0	\$0	\$64,961	\$66,341	\$66,341

TOTAL \$17,878,134 \$6,765,093 \$2,356,318 \$573,652 \$27,000,000 \$18,349,049 \$24,440,660

LOCAL EFFORT SET TO 20

PREPARED BY
LEGISLATIVE AFFAIRS AGENCY
RESEARCH DIVISION
MAY 5, 1978

MINIMUM ENTITLEMENT IS \$25,000 X COLA
LOCAL EFFORT LIMIT SET TO 20
CHAPTER 88 PRORATION FACTOR IS 3.486 (CHAPTER 88 PLUS MINIMUM ENTITLEMENTS)
PRORATION FACTOR FOR SECTION 10 IS .982479795

LOCAL GOV'T	PROPERTY TAX	S. T. EQUIV	POP	CHAPTER 88 ENTITLEMENT	CHAPTER 89 ENTITLEMENT	MIN ENT	SECTION 10 ADD ON	HB 843 ENTITLEMENT	PRESENT ENTITLEMENT	'78 HB 70 ENTITLEMENT
BOROUGH AND INTERNAL DIFFERENTIAL TAX UNITS										
1 ANCHORAGE (AW)	2.93	0.00	180,653	\$2,464,819	\$2,876,165	\$0	\$0	\$5,247,408	\$8,378,557	\$11,269,005
2 CITY (SA)	7.07	0.00	67,014	\$2,093,532	\$0	\$0	\$0	\$2,056,852	\$0	\$0
3 HILLSIDE (SA)	3.49	0.00	8,937	\$103,629	\$0	\$0	\$0	\$101,814	\$0	\$0
4 SPENARD (SA)	7.34	0.00	38,816	\$1,188,194	\$0	\$0	\$0	\$1,167,377	\$0	\$0
5 GIRDWOOD (SA)	3.35	0.00	600	\$5,691	\$0	\$0	\$0	\$5,592	\$0	\$0
6 GLEN ALPS (SA)	3.37	0.00	65	\$613	\$0	\$0	\$0	\$602	\$0	\$0
7 RICH. VISTA (SA)	7.24	0.00	1,105	\$77,040	\$0	\$0	\$0	\$75,690	\$0	\$0
8 SAND LAKE (SA)	3.97	0.00	18,915	\$359,313	\$0	\$0	\$0	\$353,018	\$0	\$0
9 MULDOON (SA)	4.70	0.00	23,345	\$713,283	\$0	\$0	\$0	\$700,786	\$0	\$0
10 RABBIT CREEK (SA)	3.37	0.00	6,532	\$106,901	\$0	\$0	\$0	\$105,087	\$0	\$0
11 EAGLE RIVER (SA)	2.28	0.00	7,182	\$88,056	\$0	\$0	\$0	\$86,513	\$0	\$0
12 CHUGIAK (SA)	1.28	0.00	5,876	\$50,521	\$0	\$0	\$0	\$49,636	\$0	\$0
13 OCEAN VIEW (SA)	4.86	0.00	1,894	\$42,844	\$0	\$0	\$0	\$42,094	\$0	\$0
14 OTHER SA	0.52	0.00	372	\$512	\$0	\$0	\$0	\$503	\$0	\$0
TOTAL				\$7,295,014	\$2,876,165			\$9,992,978	\$8,378,557	\$11,269,005
15 BRISTOL BAY BOROUGH (AW)	6.15	8.20	1,311	\$91,402	\$8,370	\$0	\$0	\$98,025	\$32,370	\$32,370
16 SOUTH NAKNEK SA	1.47	0.00	175	\$855	\$0	\$0	\$0	\$840	\$0	\$0
TOTAL				\$92,258	\$8,370			\$98,865	\$32,370	\$32,370
17 FAIRBANKS BOROUGH (AW)	1.19	2.22	60,227	\$853,127	\$113,018	\$0	\$195,803	\$1,141,591	\$1,200,637	\$1,330,160
18 BALLAINE LAKE (SA)	0.81	0.00	168	\$1,283	\$0	\$0	\$0	\$1,261	\$0	\$0
19 DIANE (SA)	1.22	0.00	66	\$525	\$0	\$0	\$0	\$516	\$0	\$0
20 WILDVIEW ACRES (SA)	0.82	0.00	77	\$329	\$0	\$0	\$0	\$323	\$0	\$0
21 SMITH RANCH (SA)	1.63	0.00	438	\$5,885	\$0	\$0	\$0	\$5,782	\$0	\$0
22 ENGINEER CREEK (SA)	1.64	0.00	144	\$1,936	\$0	\$0	\$0	\$1,902	\$0	\$0
23 ESTER LUMP (SA)	2.04	0.00	10	\$39	\$0	\$0	\$0	\$38	\$0	\$0
24 NORTH STAR F.P. (SA)	0.87	0.00	6,500	\$28,044	\$0	\$0	\$0	\$27,552	\$0	\$0
25 BECKER RIDGE (SA)	2.35	0.00	108	\$644	\$0	\$0	\$0	\$633	\$0	\$0
26 FAIRBANKS (CITY)	6.94	4.60	30,462	\$1,879,926	\$512,634	\$0	\$0	\$2,350,642	\$1,265,807	\$1,335,869
27 NORTH POLE (CITY)	4.36	9.18	461	\$27,268	\$18,492	\$0	\$0	\$44,959	\$29,890	\$30,951
TOTAL				\$2,799,011	\$644,144			\$3,575,204	\$2,496,336	\$2,705,981
28 HAINES BOROUGH	1.42	0.00	1,924	\$17,192	\$0	\$9,682	\$0	\$26,404	\$0	\$26,875
29 HAINES (CITY)	7.62	5.58	1,366	\$95,237	\$16,528	\$0	\$0	\$109,807	\$65,721	\$68,658
TOTAL				\$112,430	\$16,528			\$136,211	\$65,721	\$95,533
30 JUNEAU (AW)	8.62	0.00	20,465	\$1,001,531	\$209,030	\$0	\$0	\$1,189,357	\$751,062	\$1,037,572
31 JUNEAU SA1	2.78	9.13	7,259	\$475,688	\$0	\$0	\$0	\$467,353	\$0	\$0
32 JUNEAU SA2	1.21	4.12	1,606	\$68,026	\$0	\$0	\$0	\$66,834	\$0	\$0
33 JUNEAU SA3	0.79	0.00	197	\$535	\$0	\$0	\$0	\$525	\$0	\$0
34 JUNEAU SA4	2.88	0.00	1,370	\$16,928	\$0	\$0	\$0	\$16,631	\$0	\$0
35 JUNEAU SA5	2.35	0.00	8,369	\$124,511	\$0	\$0	\$0	\$122,329	\$0	\$0
36 JUNEAU SA6	1.89	0.00	719	\$8,165	\$0	\$0	\$0	\$8,022	\$0	\$0
37 JUNEAU SA7	1.41	0.00	427	\$2,990	\$0	\$0	\$0	\$2,937	\$0	\$0
38 JUNEAU SA8	1.30	0.00	518	\$2,549	\$0	\$0	\$0	\$2,505	\$0	\$0
TOTAL				\$1,700,926	\$209,030			\$1,876,493	\$751,062	\$1,037,572

39	KENAI BOROUGH (AW)	0.00	0.00	24,611	\$0	\$314,375	\$0	\$0	\$209,456	\$470,590	\$576,418
40	CENTRAL HOSPITAL (SA)	0.19	0.00	14,100	\$27,357	\$0	\$0	\$0	\$26,878	\$0	\$0
41	SOUTH HOSPITAL (SA)	2.02	0.00	5,300	\$69,231	\$0	\$0	\$0	\$68,018	\$0	\$0
42	NORTH KENAI FIRE (SA)	5.45	0.00	3,512	\$49,536	\$0	\$0	\$0	\$48,668	\$0	\$0
43	NORTH KENAI REC (SA)	0.84	0.00	3,995	\$8,688	\$0	\$0	\$0	\$8,536	\$0	\$0
44	BEAR CREEK FIRE (SA)	5.43	0.00	675	\$35,748	\$0	\$0	\$0	\$35,121	\$0	\$0
45	HOMER (CITY)	11.26	5.74	1,802	\$125,635	\$13,754	\$0	\$0	\$136,947	\$74,774	\$74,774
46	KACHEMAK (CITY)	1.75	0.00	151	\$1,436	\$0	\$25,438	\$0	\$26,404	\$0	\$26,875
47	KENAI (CITY)	14.58	7.95	5,364	\$373,978	\$64,451	\$0	\$0	\$430,748	\$246,090	\$274,921
48	SELDOVIA (CITY)	14.48	2.58	612	\$42,668	\$10,013	\$0	\$0	\$51,759	\$26,132	\$26,132
49	SEWARD (CITY)	17.58	0.00	2,279	\$158,891	\$24,260	\$0	\$0	\$179,943	\$96,533	\$96,533
50	SOLDOTNA (CITY)	10.24	7.47	2,586	\$180,295	\$39,135	\$0	\$0	\$215,586	\$126,703	\$140,603

TOTAL \$1,073,469 \$466,590 \$1,538,070 \$1,040,825 \$1,216,259

51	KETCHIKAN BOROUGH (AW)	4.55	3.43	11,490	\$483,234	\$0	\$0	\$0	\$474,768	\$84,555	\$130,515
52	SHORELINE (SA)	1.00	0.00	550	\$4,230	\$0	\$0	\$0	\$4,156	\$0	\$0
53	KETCHIKAN (CITY)	9.67	8.90	7,928	\$552,740	\$159,756	\$0	\$0	\$700,013	\$393,632	\$425,344
54	SAXMAN (CITY)	0.00	0.00	272	\$0	\$4,350	\$20,650	\$0	\$24,561	\$8,294	\$25,000

TOTAL \$1,040,205 \$164,106 \$1,203,500 \$486,481 \$580,859

55	KODIAK BOROUGH (AW)	1.83	0.00	7,901	\$54,734	\$166,949	\$0	\$0	\$217,799	\$207,791	\$224,778
56	FIRE DISTRICT (SA)	2.31	0.00	1,546	\$28,339	\$0	\$0	\$0	\$27,843	\$0	\$0
57	ROAD DISTRICT (SA)	0.64	0.00	312	\$1,479	\$0	\$0	\$0	\$1,453	\$0	\$0
58	KODIAK (CITY)	8.19	6.04	4,960	\$288,767	\$23,026	\$0	\$0	\$306,331	\$190,984	\$212,312
59	AKHIK (CITY)	0.00	0.00	102	\$0	\$0	\$26,875	\$0	\$26,404	\$0	\$26,875
60	LARSEN BAY (CITY)	0.00	0.00	137	\$0	\$0	\$26,875	\$0	\$26,404	\$1,841	\$26,875
61	OLD HARBOR (CITY)	0.00	0.00	327	\$0	\$6,208	\$20,666	\$0	\$26,404	\$17,281	\$26,875
62	DUZINKIE (CITY)	0.00	368.44	170	\$11,852	\$0	\$15,022	\$0	\$26,404	\$2,284	\$26,875
63	PORT LIONS (CITY)	0.00	0.00	227	\$0	\$3,934	\$22,940	\$0	\$26,404	\$11,133	\$26,875

TOTAL \$385,173 \$200,118 \$685,449 \$431,316 \$571,465

64	MAT-SU BOROUGH (AW)	3.12	0.00	16,724	\$246,939	\$133,790	\$0	\$0	\$374,059	\$295,973	\$365,378
65	WASILLA F(1,8,9,10,11)	0.77	0.00	4,908	\$26,062	\$0	\$0	\$0	\$25,606	\$0	\$0
66	BUTTE FIRE (SA)	0.59	0.00	1,818	\$7,227	\$0	\$0	\$0	\$7,101	\$0	\$0
67	SUTTON FIRE (SA)	1.71	0.00	594	\$11,773	\$0	\$0	\$0	\$11,567	\$0	\$0
68	OTHER AREA (SA)	0.17	0.00	12,924	\$12,403	\$0	\$0	\$0	\$12,136	\$0	\$0
69	TALKEETNA FLOOD (SA)	1.99	0.00	223	\$4,185	\$0	\$0	\$0	\$4,112	\$0	\$0
70	GARDEN TERRACE (SA)	3.08	0.00	57	\$1,035	\$0	\$0	\$0	\$1,017	\$0	\$0
71	HOUSTON (CITY)	0.00	0.00	375	\$0	\$36,494	\$0	\$4,863	\$40,633	\$41,357	\$41,357
72	PALMER (CITY)	4.25	8.69	1,859	\$129,609	\$26,222	\$0	\$0	\$153,102	\$86,977	\$86,977
73	WASILLA (CITY)	0.00	0.00	1,566	\$0	\$65,813	\$0	\$8,123	\$72,642	\$73,937	\$73,937

TOTAL \$439,237 \$262,321 \$702,027 \$498,246 \$567,651

74	NORTH SLOPE BOROUGH (AW)	5.55	0.11	9,139	\$175,319	\$65,510	\$0	\$67,363	\$302,793	\$308,193	\$308,193
75	ANAKTUVUK PASS (CITY)	0.00	0.00	150	\$0	\$0	\$33,437	\$0	\$32,851	\$0	\$33,437
76	BARROW (CITY)	0.00	52.37	2,306	\$160,774	\$0	\$0	\$0	\$157,957	\$38,553	\$38,553
77	KAKTOVIK (CITY)	0.00	0.00	123	\$0	\$0	\$33,437	\$0	\$32,851	\$2,057	\$33,437
78	NUIQSUT (CITY)	0.00	0.00	152	\$0	\$0	\$33,437	\$0	\$32,851	\$0	\$33,437
79	POINT HOPE (CITY)	0.00	13.18	384	\$26,772	\$0	\$6,665	\$0	\$32,851	\$0	\$33,437
80	WAINWRIGHT (CITY)	0.00	33.34	341	\$23,774	\$0	\$9,662	\$0	\$32,851	\$0	\$33,437

TOTAL \$386,640 \$65,510 \$625,009 \$348,803 \$513,934

81	SITKA BOROUGH	2.10	3.86	7,650	\$223,234	\$133,982	\$0	\$26,776	\$377,266	\$383,994	\$455,426
----	---------------	------	------	-------	-----------	-----------	-----	----------	-----------	-----------	-----------

FIRST CLASS CITIES

82	CORDOVA	8.51	12.04	2,406	\$167,746	\$119,038	\$0	\$0	\$281,760	\$211,729	\$222,797
83	CRAIG	5.83	8.78	467	\$32,559	\$10,405	\$0	\$0	\$42,711	\$26,050	\$26,050
84	DILLINGHAM	15.12	10.14	1,269	\$88,474	\$7,082	\$0	\$0	\$93,883	\$60,754	\$60,754
85	GALENA	0.00	14.02	631	\$43,993	\$19,134	\$0	\$0	\$62,021	\$41,499	\$41,499
86	HOONAH	0.00	8.62	848	\$59,122	\$0	\$0	\$0	\$58,086	\$28,715	\$28,715

87	HYDABURG	0.00	15.98	380	\$26,493	\$7,240	\$0	\$33,142	\$14,650	\$14,650	
88	KAKE	0.00	1.14	679	\$20,464	\$1,587	\$3,885	\$0	\$25,483	\$20,256	\$25,937
89	KING COVE	2.00	2.91	408	\$27,464	\$5,050	\$0	\$0	\$31,944	\$21,275	\$21,275
90	KLAWOCK	0.00	3.41	323	\$22,519	\$6,535	\$0	\$0	\$28,545	\$14,449	\$14,449
91	NENANA	9.16	6.09	521	\$36,324	\$20,982	\$0	\$0	\$56,002	\$40,963	\$42,317
92	NOME	17.39	9.80	2,585	\$180,226	\$190,119	\$0	\$0	\$363,857	\$283,132	\$283,132
93	PELICAN	3.20	9.91	169	\$11,782	\$6,073	\$9,018	\$0	\$26,404	\$9,616	\$26,875
94	PETERSBURG	12.81	1.23	2,126	\$148,224	\$100,115	\$0	\$0	\$243,989	\$169,595	\$174,007
95	SAINT MARY'S	0.00	0.00	415	\$0	\$5,200	\$27,300	\$0	\$31,930	\$22,194	\$32,500
96	SKAGWAY	9.40	3.40	854	\$40,663	\$19,618	\$0	\$0	\$59,226	\$48,537	\$50,373
97	UNALASKA	9.59	21.41	510	\$35,557	\$85,382	\$0	\$0	\$118,821	\$102,445	\$102,445

98	VALDEZ	4.43	0.00	7,483	\$42,899	\$119,481	\$0	\$152,826	\$309,685	\$417,165	\$452,709
99	ZONE I	1.88	0.00	6,683	\$100,769	\$0	\$0	\$0	\$99,004	\$0	\$0
100	ZONE II	0.57	0.00	700	\$1,187	\$0	\$0	\$0	\$1,166	\$0	\$0

TOTAL				\$144,857	\$119,481			\$409,856	\$417,165	\$452,709
-------	--	--	--	-----------	-----------	--	--	-----------	-----------	-----------

101	WRANGELL	5.87	9.30	3,152	\$219,757	\$99,458	\$0	\$0	\$313,623	\$209,010	\$215,551
102	ZONE II	2.02	0.00	797	\$13,298	\$0	\$0	\$0	\$13,065	\$0	\$0
103	ZONE III	4.11	0.00	100	\$1,691	\$0	\$0	\$0	\$1,661	\$0	\$0
104	ZONE IV	5.40	0.00	2,250	\$105,050	\$0	\$0	\$0	\$103,210	\$0	\$0

TOTAL				\$339,798	\$99,458			\$431,561	\$209,010	\$215,551
-------	--	--	--	-----------	----------	--	--	-----------	-----------	-----------

105	YAKUTAT	11.60	4.56	442	\$30,816	\$0	\$0	\$0	\$30,276	\$0	\$0
-----	---------	-------	------	-----	----------	-----	-----	-----	----------	-----	-----

SECOND CLASS CITIES

106	AKIACHAK	0.00	0.00	354	\$0	\$19,630	\$12,870	\$0	\$31,930	\$30,904	\$32,500
107	AKIAK	0.00	0.00	165	\$0	\$0	\$32,500	\$0	\$31,930	\$1,072	\$32,500
108	AKOLMIUT	0.00	0.54	608	\$4,354	\$62,757	\$0	\$15,010	\$80,683	\$82,122	\$82,122
109	ALAKANUK	0.00	1.31	527	\$12,851	\$12,480	\$7,168	\$0	\$31,930	\$29,265	\$32,500
110	ALEKNAGIK	0.00	0.00	227	\$0	\$0	\$31,562	\$0	\$31,009	\$0	\$31,562
111	ALLAKAKET	0.00	0.00	164	\$0	\$0	\$33,437	\$0	\$32,851	\$2,741	\$33,437
112	AMBLER	0.00	0.91	217	\$2,677	\$14,839	\$15,920	\$0	\$32,851	\$22,531	\$33,437
113	ANDERSON	0.00	2.24	470	\$10,275	\$13,004	\$10,157	\$0	\$32,851	\$31,548	\$33,437
114	ANGOON	0.00	2.82	287	\$12,994	\$8,061	\$4,881	\$0	\$25,483	\$18,036	\$25,937
115	ANIAK	0.00	0.00	323	\$0	\$13,575	\$19,861	\$0	\$32,851	\$24,160	\$33,437
116	ANVIK	0.00	0.00	87	\$0	\$0	\$33,437	\$0	\$32,851	\$0	\$33,437
117	ATMAUTLUAK	0.00	0.00	169	\$0	\$5,200	\$27,300	\$0	\$31,930	\$10,583	\$32,500
118	BETHEL	0.00	12.61	3,409	\$237,675	\$116,025	\$0	\$0	\$347,503	\$264,487	\$273,351
119	BREVIG MISSION	0.00	0.00	120	\$0	\$5,580	\$25,982	\$0	\$31,009	\$8,534	\$31,562
120	BUCKLAND	0.00	1.99	172	\$4,305	\$0	\$29,132	\$0	\$32,851	\$0	\$33,437
121	CHEFORNAK	0.00	0.00	192	\$0	\$0	\$32,500	\$0	\$31,930	\$1,872	\$32,500
122	CHEVAK	0.00	1.86	447	\$11,757	\$0	\$20,742	\$0	\$31,930	\$9,878	\$32,500
123	CHUATHBALUK	0.00	0.00	118	\$0	\$5,350	\$28,087	\$0	\$32,851	\$9,216	\$33,437
124	CLARK'S POINT	0.00	0.00	98	\$0	\$0	\$31,562	\$0	\$31,009	\$0	\$31,562
125	DEERING	0.00	3.53	100	\$3,682	\$5,350	\$24,404	\$0	\$32,851	\$8,626	\$33,437
126	DELTA JUNCTION	0.00	0.00	892	\$0	\$18,779	\$9,970	\$2,852	\$31,048	\$31,602	\$35,705
127	DIOMEDE	0.00	0.00	135	\$0	\$5,050	\$26,512	\$0	\$31,009	\$6,328	\$31,562
128	EAGLE	2.21	0.00	145	\$4,141	\$4,071	\$20,537	\$0	\$28,246	\$4,904	\$28,750
129	EEK	0.00	1.60	195	\$3,982	\$0	\$28,517	\$0	\$31,930	\$6,211	\$32,500
130	EKWOK	0.00	0.00	109	\$0	\$0	\$31,562	\$0	\$31,009	\$0	\$31,562
131	ELIM	0.00	1.91	205	\$4,392	\$5,050	\$22,119	\$0	\$31,009	\$11,909	\$31,562
132	EMMONAK	0.00	4.46	545	\$37,997	\$4,699	\$0	\$0	\$41,948	\$16,744	\$16,744
133	FORT YUKON	0.00	8.33	637	\$44,411	\$30,856	\$0	\$0	\$73,949	\$53,434	\$53,434
134	FORTUNA LEDGE	0.00	0.00	200	\$0	\$5,200	\$27,300	\$0	\$31,930	\$10,270	\$32,500
135	GAMBELL	0.00	2.68	412	\$12,476	\$0	\$19,085	\$0	\$31,009	\$6,241	\$31,562
136	GOLOVIN	0.00	0.00	118	\$0	\$0	\$31,562	\$0	\$31,009	\$0	\$31,562
137	GODDNEWS BAY	0.00	1.24	248	\$3,535	\$0	\$28,904	\$0	\$31,930	\$4,674	\$32,500
138	GRAYLING	0.00	0.00	167	\$0	\$0	\$33,437	\$0	\$32,851	\$2,402	\$33,437
139	HOLY CROSS	0.00	0.00	212	\$0	\$13,375	\$20,062	\$0	\$32,851	\$17,486	\$33,437
140	HOOPER BAY	0.00	2.52	590	\$22,535	\$0	\$9,964	\$0	\$31,930	\$0	\$32,500
141	HUGHES	0.00	0.00	98	\$0	\$0	\$33,437	\$0	\$32,851	\$1,638	\$33,437
142	HUSLIA	0.00	0.00	216	\$0	\$36,587	\$0	\$4,189	\$40,061	\$40,776	\$40,776
143	KALTAG	0.00	0.00	240	\$0	\$2,226	\$31,210	\$0	\$32,851	\$6,881	\$33,437

144 KASAAN	0.00	0.00	38	\$0	\$4,000	\$21,000	\$0	\$24,561	\$4,475	\$25,000
145 KIANA	0.00	0.00	314	\$0	\$10,405	\$23,031	\$0	\$32,851	\$17,545	\$33,437
146 KIVALINA	0.00	1.86	208	\$4,752	\$7,356	\$21,328	\$0	\$32,851	\$14,172	\$33,437
147 KOBUK	0.00	0.00	60	\$0	\$5,350	\$28,087	\$0	\$32,851	\$5,951	\$33,437
148 KOTLIK	0.00	1.94	284	\$10,531	\$5,200	\$16,768	\$0	\$21,930	\$11,476	\$32,500
149 KOTZEBUE	0.00	11.58	2,526	\$176,112	\$31,137	\$0	\$0	\$203,618	\$144,317	\$144,317
150 KOYUK	0.00	0.33	160	\$770	\$5,050	\$25,741	\$0	\$31,009	\$9,999	\$31,562
151 KOYUKUK	0.00	0.00	124	\$0	\$5,350	\$28,087	\$0	\$32,851	\$6,179	\$33,437
152 KUPREANOF	0.00	0.00	42	\$0	\$0	\$25,937	\$0	\$25,483	\$0	\$25,937
153 KWETHLUK	0.00	0.00	444	\$0	\$5,200	\$27,300	\$0	\$31,930	\$16,455	\$32,500
154 LOWER KALSKAG	0.00	0.00	195	\$0	\$5,350	\$28,087	\$0	\$32,851	\$12,262	\$33,437
155 MANOKOTAK	0.00	0.90	225	\$2,692	\$0	\$28,870	\$0	\$31,009	\$5,539	\$31,562
156 MCGRATH	0.00	0.00	290	\$0	\$11,816	\$21,620	\$0	\$32,851	\$21,516	\$33,437
157 MEKORYUK	0.00	1.29	184	\$2,726	\$5,200	\$24,573	\$0	\$31,930	\$11,538	\$32,500
158 MOUNTAIN VILLAGE	0.00	4.79	513	\$35,766	\$5,200	\$0	\$0	\$40,248	\$22,873	\$22,873
159 NAPAKIAK	0.00	6.64	276	\$19,242	\$10,036	\$3,221	\$0	\$31,930	\$18,826	\$32,500
160 NAPASKIAK	0.00	0.00	210	\$0	\$0	\$32,500	\$0	\$31,930	\$5,323	\$32,500
161 NEWHALEN	0.00	0.00	89	\$0	\$0	\$31,562	\$0	\$31,009	\$0	\$31,562
162 NEW STUYAHOK	0.00	0.00	230	\$0	\$0	\$31,562	\$0	\$31,009	\$0	\$31,562
163 NEWTOK	0.00	0.00	124	\$0	\$0	\$32,500	\$0	\$31,930	\$0	\$32,500
164 NIGHTMUTE	0.00	2.54	123	\$3,863	\$0	\$28,636	\$0	\$31,930	\$799	\$32,500
165 NIKOLAI	0.00	0.00	85	\$0	\$7,195	\$26,241	\$0	\$32,851	\$7,764	\$33,437
166 NONDALTON	0.00	0.00	226	\$0	\$0	\$31,562	\$0	\$31,009	\$0	\$31,562
167 NOORVIK	0.00	2.26	527	\$13,573	\$9,763	\$10,100	\$0	\$32,851	\$28,443	\$33,437
168 NULATO	0.00	0.00	331	\$0	\$8,225	\$25,211	\$0	\$32,851	\$10,439	\$33,437
169 PILOT STATION	0.00	0.25	301	\$1,589	\$1,950	\$28,900	\$0	\$31,930	\$12,320	\$32,500
170 PLATINUM	0.00	0.00	59	\$0	\$0	\$32,500	\$0	\$31,930	\$1,879	\$32,500
171 PORT ALEXANDER	0.00	2.52	51	\$1,185	\$0	\$24,751	\$0	\$25,483	\$661	\$25,937
172 PORT HEIDEN	0.00	0.00	89	\$0	\$50,373	\$0	\$1,405	\$50,871	\$51,778	\$51,778
173 QUINHAGAK	0.00	1.03	395	\$4,879	\$5,512	\$22,108	\$0	\$31,930	\$15,525	\$32,500
174 RUBY	0.00	0.00	219	\$0	\$0	\$33,437	\$0	\$32,851	\$3,662	\$33,437
175 RUSSIAN MISSION	0.00	0.00	158	\$0	\$1,716	\$30,784	\$0	\$31,930	\$2,126	\$32,500
176 SAINT MICHAEL	0.00	0.00	206	\$0	\$5,050	\$26,512	\$0	\$31,009	\$10,121	\$31,562
177 SAINT PAUL	0.00	5.75	550	\$31,361	\$68,999	\$0	\$0	\$98,602	\$85,410	\$85,410
178 SAND POINT	0.00	18.57	544	\$37,927	\$25,691	\$0	\$0	\$62,504	\$40,458	\$40,458
179 SAVDONGA	0.00	0.65	409	\$2,941	\$5,050	\$23,570	\$0	\$31,009	\$17,701	\$31,562
180 SCAMMON BAY	0.00	1.42	193	\$5,003	\$0	\$27,496	\$0	\$31,930	\$6,147	\$32,500
181 SELAWIK	0.00	12.52	521	\$36,324	\$0	\$0	\$0	\$35,687	\$17,073	\$17,073
182 SHAGELUK	0.00	0.00	169	\$0	\$12,070	\$21,366	\$0	\$32,851	\$14,897	\$33,437
183 SHAKTOOLIK	0.00	0.96	160	\$1,901	\$0	\$29,660	\$0	\$31,009	\$0	\$31,562
184 SHELDON POINT	0.00	0.00	136	\$0	\$0	\$32,500	\$0	\$31,930	\$0	\$32,500
185 SHISHMAREF	0.00	2.18	326	\$8,567	\$8,534	\$14,460	\$0	\$31,009	\$19,441	\$31,562
186 SHUNGNAK	0.00	2.18	182	\$4,503	\$5,350	\$23,583	\$0	\$32,851	\$9,488	\$33,437
187 STEBBINS	0.00	1.03	298	\$3,763	\$0	\$27,798	\$0	\$31,009	\$9,217	\$31,562
188 TANANA	0.00	1.61	499	\$7,744	\$22,169	\$3,524	\$0	\$32,851	\$25,506	\$33,437
189 TELLER	0.00	1.09	219	\$3,028	\$10,144	\$18,389	\$0	\$31,009	\$14,844	\$31,562
190 TENAKEE SPRINGS	0.00	0.00	140	\$0	\$1,556	\$24,381	\$0	\$25,483	\$6,131	\$25,937
191 TOGIAK	0.00	2.85	419	\$14,647	\$0	\$16,915	\$0	\$31,009	\$10,315	\$31,562
192 TOKSOOK BAY	0.00	2.16	317	\$10,439	\$5,200	\$16,860	\$0	\$31,930	\$16,121	\$32,500
193 TULUKSAK	0.00	0.00	202	\$0	\$0	\$32,500	\$0	\$31,930	\$0	\$32,500
194 TUNUNAK	0.00	0.52	299	\$1,977	\$5,200	\$25,322	\$0	\$31,930	\$12,780	\$32,500
195 UNALAKLEET	0.00	0.00	630	\$0	\$22,510	\$9,052	\$2,083	\$33,056	\$33,645	\$33,645
196 UPPER KALSKAG	0.00	0.00	164	\$0	\$0	\$33,437	\$0	\$32,851	\$2,741	\$33,437
197 WALES	0.00	0.89	109	\$1,157	\$0	\$30,404	\$0	\$31,009	\$0	\$31,562
198 WHITE MOUNTAIN	0.00	0.00	98	\$0	\$0	\$31,562	\$0	\$31,009	\$0	\$31,562
199 WHITTIER	0.00	5.13	292	\$10,893	\$22,712	\$0	\$356	\$33,366	\$33,961	\$33,961
200 EXT FIRE AREAS	0.00	0.00	1	\$0	\$66,341	\$0	\$0	\$65,178	\$66,341	\$66,341

TOTAL \$17,898,610 \$6,765,093 \$2,336,124 \$481,653 \$27,000,000 \$18,349,049 \$24,446,341

PER CAPITA INCOME NOT INCLUDED

Return to ANNETTE SMITH



PER CAPITA INCOME NOT INCLUDED
 MINIMUM ENTITLEMENT IS \$15,000 X COLA
 LOCAL EFFORT LIMIT SET TO 25
 CHAPTER 88 PRORATION FACTOR IS 2.85313 (CHAPTER 88 PLUS MINIMUM ENTITLEMENTS)
 PRORATION FACTOR FOR SECTION 10 IS .980315127

PREPARED BY
 LEGISLATIVE AFFAIRS AGENCY
 RESEARCH DIVISION
 MAY 3, 1978

LOCAL GOV'T	PROPERTY TAX	S. T. EQUIV	CHAPTER 88 POP	CHAPTER 88 ENTITLEMENT	CHAPTER 89 ENTITLEMENT	MIN ENT	SECTION 10 ADD ON	HB 843 ENTITLEMENT	PRESENT ENTITLEMENT	'78 HB 70 ENTITLEMENT
BOROUGH AND INTERNAL DIFFERENTIAL TAX UNITS										
1 ANCHORAGE (AW)	2.93	0.00	180,653	\$2,578,563	\$2,876,165	\$0	\$0	\$5,347,353	\$8,378,557	\$11,269,005
2 CITY (SA)	7.07	0.00	67,014	\$2,216,669	\$0	\$0	\$0	\$2,173,035	\$0	\$0
3 HILLSIDE (SA)	3.49	0.00	8,937	\$91,988	\$0	\$0	\$0	\$90,177	\$0	\$0
4 SPENARD (SA)	7.34	0.00	38,816	\$1,223,058	\$0	\$0	\$0	\$1,198,983	\$0	\$0
5 GIRDWOOD (SA)	3.35	0.00	600	\$4,742	\$0	\$0	\$0	\$4,648	\$0	\$0
6 GLEN ALPS (SA)	3.37	0.00	65	\$504	\$0	\$0	\$0	\$494	\$0	\$0
7 RICH. VISTA (SA)	7.24	0.00	1,105	\$78,817	\$0	\$0	\$0	\$77,266	\$0	\$0
8 SAND LAKE (SA)	3.97	0.00	18,915	\$398,062	\$0	\$0	\$0	\$390,227	\$0	\$0
9 MULDOON (SA)	4.70	0.00	23,345	\$868,106	\$0	\$0	\$0	\$851,018	\$0	\$0
10 RABBIT CREEK (SA)	3.37	0.00	6,532	\$119,667	\$0	\$0	\$0	\$117,311	\$0	\$0
11 EAGLE RIVER (SA)	2.28	0.00	7,182	\$97,457	\$0	\$0	\$0	\$95,539	\$0	\$0
12 CHUGIAK (SA)	1.28	0.00	5,876	\$61,166	\$0	\$0	\$0	\$59,902	\$0	\$0
13 OCEAN VIEW (SA)	4.86	0.00	1,894	\$46,932	\$0	\$0	\$0	\$46,008	\$0	\$0
14 OTHER SA	0.52	0.00	372	\$301	\$0	\$0	\$0	\$295	\$0	\$0
			TOTAL	\$7,786,040	\$2,876,165			\$10,452,321	\$8,378,557	\$11,269,005
15 BRISTOL BAY BOROUGH (AW)	6.15	8.20	1,311	\$93,511	\$8,370	\$0	\$0	\$99,876	\$32,370	\$32,370
16 SOUTH NAKNEK SA	1.47	0.00	175	\$680	\$0	\$0	\$0	\$666	\$0	\$0
			TOTAL	\$94,191	\$8,370			\$100,543	\$32,370	\$32,370
17 FAIRBANKS BOROUGH (AW)	1.19	2.22	60,227	\$956,314	\$113,018	\$0	\$83,342	\$1,129,984	\$1,200,637	\$1,339,160
18 BALLAINE LAKE (SA)	0.81	0.00	168	\$1,809	\$0	\$0	\$0	\$1,773	\$0	\$0
19 DIANE (SA)	1.22	0.00	60	\$687	\$0	\$0	\$0	\$673	\$0	\$0
20 WILDVIEW ACRES (SA)	0.82	0.00	77	\$404	\$0	\$0	\$0	\$396	\$0	\$0
21 SMITH RANCH (SA)	1.63	0.00	438	\$8,107	\$0	\$0	\$0	\$7,947	\$0	\$0
22 ENGINEER CREEK (SA)	1.64	0.00	144	\$2,664	\$0	\$0	\$0	\$2,612	\$0	\$0
23 ESTER LUMP (SA)	2.04	0.00	10	\$20	\$0	\$0	\$0	\$19	\$0	\$0
24 NORTH STAR F.P. (SA)	0.87	0.00	6,500	\$33,756	\$0	\$0	\$0	\$33,092	\$0	\$0
25 BECKER RIDGE (SA)	2.35	0.00	108	\$512	\$0	\$0	\$0	\$502	\$0	\$0
26 FAIRBANKS (CITY)	6.94	4.60	30,462	\$2,172,801	\$512,634	\$0	\$0	\$2,632,573	\$1,265,807	\$1,335,869
27 NORTH POLE (CITY)	4.36	9.18	461	\$23,291	\$18,492	\$0	\$0	\$40,961	\$29,890	\$30,951
			TOTAL	\$3,200,370	\$644,144			\$3,850,533	\$2,496,336	\$2,705,981
28 HAINES BOROUGH	1.42	0.00	1,924	\$18,704	\$0	\$0	\$0	\$18,335	\$0	\$0
29 HAINES (CITY)	7.62	5.58	1,366	\$97,434	\$16,528	\$0	\$0	\$111,719	\$65,721	\$68,658
			TOTAL	\$116,138	\$16,528			\$130,055	\$65,721	\$68,658
30 JUNEAU (AW)	8.62	0.00	20,465	\$1,212,294	\$209,030	\$0	\$0	\$1,393,346	\$751,062	\$1,037,572
31 JUNEAU SA1	2.78	9.13	7,259	\$517,771	\$0	\$0	\$0	\$507,579	\$0	\$0
32 JUNEAU SA2	1.21	4.12	1,606	\$90,580	\$0	\$0	\$0	\$88,797	\$0	\$0
33 JUNEAU SA3	0.79	0.00	197	\$498	\$0	\$0	\$0	\$488	\$0	\$0
34 JUNEAU SA4	2.38	0.00	1,370	\$18,145	\$0	\$0	\$0	\$17,787	\$0	\$0
35 JUNEAU SA5	2.35	0.00	8,369	\$156,234	\$0	\$0	\$0	\$153,158	\$0	\$0
36 JUNEAU SA6	1.89	0.00	719	\$10,074	\$0	\$0	\$0	\$9,876	\$0	\$0
37 JUNEAU SA7	1.41	0.00	427	\$1,432	\$0	\$0	\$0	\$3,364	\$0	\$0
38 JUNEAU SA8	1.30	0.00	518	\$2,533	\$0	\$0	\$0	\$2,483	\$0	\$0

			TOTAL	\$2,011,565	\$209,030		\$2,176,883	\$751,062	\$1,037,572		
39	KENAI BOROUGH (AW)	0.00	0.00	24,611	\$0	\$314,975	\$0	\$0	\$308,774	\$470,590	\$576,418
40	CENTRAL HOSPITAL (SA)	0.19	0.00	14,100	\$36,628	\$0	\$0	\$0	\$35,907	\$0	\$0
41	SOUTH HOSPITAL (SA)	2.02	0.00	5,300	\$80,626	\$0	\$0	\$0	\$79,038	\$0	\$0
42	NORTH KENAI FIRE (SA)	5.45	0.00	3,512	\$22,806	\$0	\$0	\$0	\$22,358	\$0	\$0
43	NORTH KENAI REC (SA)	0.84	0.00	3,995	\$3,898	\$0	\$0	\$0	\$3,822	\$0	\$0
44	BEAR CREEK FIRE (SA)	5.43	0.00	675	\$47,354	\$0	\$0	\$0	\$46,422	\$0	\$0
45	HOMER (CITY)	11.26	5.74	1,802	\$128,533	\$13,754	\$0	\$0	\$139,487	\$74,774	\$74,774
46	KACHEMAK (CITY)	1.75	0.00	151	\$940	\$0	\$15,184	\$0	\$15,807	\$0	\$26,875
47	KENAI (CITY)	14.58	7.95	5,364	\$382,604	\$64,451	\$0	\$0	\$438,256	\$246,090	\$274,921
48	OLDOVIA (CITY)	14.48	2.58	612	\$43,652	\$10,013	\$0	\$0	\$52,610	\$26,132	\$26,132
49	SEWARD (CITY)	17.58	0.00	2,279	\$162,557	\$24,260	\$0	\$0	\$183,140	\$96,533	\$96,533
50	SOLDOTNA (CITY)	10.24	7.47	2,586	\$184,454	\$39,135	\$0	\$0	\$219,183	\$126,703	\$140,603
			TOTAL	\$1,094,057	\$466,590		\$1,544,813	\$1,040,825	\$1,216,259		
51	KETCHIKAN BOROUGH (AW)	4.55	3.43	11,490	\$476,223	\$0	\$0	\$0	\$466,848	\$84,555	\$130,515
52	SHORELINE (SA)	1.00	0.00	550	\$5,029	\$0	\$0	\$0	\$4,930	\$0	\$0
53	KETCHIKAN (CITY)	9.67	8.90	7,928	\$565,490	\$159,756	\$0	\$0	\$710,909	\$393,632	\$425,344
54	SAXMAN (CITY)	0.00	0.00	272	\$0	\$4,350	\$10,650	\$0	\$14,704	\$8,294	\$25,000
			TOTAL	\$1,046,743	\$164,106		\$1,197,454	\$486,481	\$580,859		
55	KODIAK BOROUGH (AW)	1.83	0.00	7,901	\$50,889	\$116,949	\$0	\$0	\$213,551	\$207,791	\$224,778
56	FIRE DISTRICT (SA)	2.31	0.00	1,546	\$36,850	\$0	\$0	\$0	\$36,125	\$0	\$0
57	ROAD DISTRICT (SA)	0.64	0.00	312	\$1,885	\$0	\$0	\$0	\$1,848	\$0	\$0
58	KODIAK (CITY)	8.19	6.04	4,960	\$302,239	\$23,026	\$0	\$0	\$318,863	\$190,384	\$212,312
59	AKHIK (CITY)	0.00	0.00	102	\$0	\$0	\$16,125	\$0	\$15,807	\$0	\$26,875
60	LARSEN BAY (CITY)	0.00	0.00	137	\$0	\$0	\$16,125	\$0	\$15,807	\$1,841	\$26,875
61	OLD HARBOR (CITY)	0.00	0.00	327	\$0	\$6,208	\$9,916	\$0	\$15,807	\$17,281	\$26,875
62	OUZINKIE (CITY)	0.00	368.44	170	\$12,125	\$0	\$3,999	\$0	\$15,807	\$2,284	\$26,875
63	PORT LIONS (CITY)	0.00	0.00	227	\$0	\$3,934	\$12,190	\$0	\$15,807	\$11,133	\$26,875
			TOTAL	\$403,990	\$200,118		\$649,425	\$431,316	\$571,465		
64	MAT-SU BOROUGH (AW)	3.12	0.00	16,724	\$193,469	\$133,790	\$0	\$0	\$320,817	\$295,973	\$365,378
65	WASILLA F(1,8,9,10,11)	0.77	0.00	4,908	\$27,284	\$0	\$0	\$0	\$26,747	\$0	\$0
66	BUTTE FIRE (SA)	0.59	0.00	1,818	\$7,491	\$0	\$0	\$0	\$7,343	\$0	\$0
67	SUTTON FIRE (SA)	1.71	0.00	594	\$15,161	\$0	\$0	\$0	\$14,862	\$0	\$0
68	OTHER AREA (SA)	0.17	0.00	12,924	\$10,975	\$0	\$0	\$0	\$10,758	\$0	\$0
69	TALKEETNA FLOOD (SA)	1.99	0.00	223	\$5,060	\$0	\$0	\$0	\$4,900	\$0	\$0
70	GARDEN TERRACE (SA)	3.08	0.00	57	\$986	\$0	\$0	\$0	\$906	\$0	\$0
71	HOUSTON (CITY)	0.00	0.00	375	\$0	\$36,494	\$0	\$4,863	\$40,543	\$41,357	\$41,357
72	PALMER (CITY)	4.25	8.69	1,859	\$132,599	\$26,222	\$0	\$0	\$155,695	\$86,977	\$86,977
73	WASILLA (CITY)	0.00	0.00	1,566	\$0	\$65,813	\$0	\$8,123	\$72,481	\$73,937	\$73,937
			TOTAL	\$393,026	\$262,321		\$655,179	\$498,246	\$567,651		
74	NORTH SLOPE BOROUGH (AW)	5.55	0.11	9,139	\$16,200	\$65,510	\$0	\$226,482	\$302,126	\$308,193	\$308,193
75	ANAKTUVUK PASS (CITY)	0.00	0.00	150	\$0	\$0	\$20,062	\$0	\$19,667	\$0	\$33,437
76	BARROW (CITY)	0.00	52.37	2,306	\$164,482	\$0	\$0	\$0	\$161,245	\$38,553	\$38,553
77	KAKTOVIK (CITY)	0.00	0.00	123	\$0	\$0	\$20,062	\$0	\$19,667	\$2,057	\$33,437
78	NUIGSUT (CITY)	0.00	0.00	152	\$0	\$0	\$20,062	\$0	\$19,667	\$0	\$33,437
79	POINT HOPE (CITY)	0.00	13.18	384	\$27,330	\$0	\$0	\$0	\$26,850	\$0	\$0
80	WAINWRIGHT (CITY)	0.00	33.34	341	\$24,322	\$0	\$0	\$0	\$23,844	\$0	\$0
			TOTAL	\$232,390	\$65,510		\$573,069	\$348,803	\$447,059		
81	SITKA BOROUGH	2.10	3.86	7,650	\$237,917	\$133,982	\$0	\$12,094	\$376,435	\$383,994	\$455,426
FIRST CLASS CITIES											
82	CORDOVA	8.51	12.04	2,406	\$171,615	\$119,038	\$0	\$0	\$284,933	\$211,729	\$222,797
83	CRAIG	5.83	8.78	467	\$33,310	\$10,405	\$0	\$0	\$42,854	\$26,050	\$26,050
84	DILLINGHAM	15.12	10.14	1,269	\$90,515	\$7,082	\$0	\$0	\$95,676	\$60,754	\$60,754
85	GALENA	0.00	14.02	631	\$45,008	\$19,134	\$0	\$0	\$62,879	\$41,499	\$41,499

86	HOONAH	0.00	8.62	848	\$60,486	\$0	\$0	\$0	\$59,295	\$28,715	\$28,715
87	HYDABURG	0.00	15.98	380	\$27,104	\$7,240	\$0	\$0	\$33,668	\$14,650	\$14,650
88	KAKE	0.00	1.14	679	\$26,905	\$1,587	\$0	\$0	\$27,932	\$20,256	\$20,256
89	KING COVE	2.00	2.91	408	\$29,101	\$5,050	\$0	\$0	\$33,479	\$21,275	\$21,275
90	KLAWOCK	0.00	3.41	323	\$23,039	\$6,535	\$0	\$0	\$28,991	\$14,449	\$14,449
91	NENANA	9.16	6.09	521	\$37,162	\$20,982	\$0	\$0	\$56,599	\$40,963	\$42,317
92	NOME	17.39	9.80	2,585	\$184,383	\$190,119	\$0	\$0	\$367,131	\$283,132	\$283,132
93	PELICAN	3.20	9.91	169	\$9,877	\$6,073	\$174	\$0	\$15,807	\$9,616	\$26,875
94	PETERSBURG	12.81	1.23	2,126	\$151,643	\$100,115	\$0	\$0	\$246,803	\$169,595	\$174,007
95	SAINT MARY'S	0.00	0.00	415	\$0	\$5,200	\$14,300	\$2,694	\$21,757	\$22,194	\$32,500
96	SKAGWAY	9.40	3.40	854	\$38,289	\$19,618	\$0	\$0	\$55,767	\$48,537	\$50,373
97	UNALASKA	9.59	21.41	510	\$36,377	\$85,382	\$0	\$0	\$119,363	\$102,445	\$102,445
98	VALDEZ	4.43	0.00	7,483	\$25,077	\$119,481	\$0	\$123,411	\$262,695	\$417,165	\$452,709
99	ZONE I	1.88	0.00	6,683	\$147,799	\$0	\$0	\$0	\$144,890	\$0	\$0
100	ZONE II	0.57	0.00	700	\$1,394	\$0	\$0	\$0	\$1,367	\$0	\$0
				TOTAL	\$174,272	\$119,481			\$408,953	\$417,165	\$452,709
101	WRANGELL	5.87	9.30	3,152	\$224,826	\$99,458	\$0	\$0	\$317,902	\$209,010	\$215,551
102	ZONE II	2.02	0.00	797	\$16,829	\$0	\$0	\$0	\$16,498	\$0	\$0
103	ZONE III	4.11	0.00	100	\$1,511	\$0	\$0	\$0	\$1,481	\$0	\$0
104	ZONE IV	5.40	0.00	2,250	\$134,307	\$0	\$0	\$0	\$132,154	\$0	\$0
				TOTAL	\$377,975	\$99,458			\$468,025	\$209,010	\$215,551
105	YAKUTAT	11.60	4.56	442	\$31,527	\$0	\$0	\$0	\$30,906	\$0	\$0
SECOND CLASS CITIES											
106	AKIACHAK	0.00	0.00	354	\$0	\$19,630	\$0	\$11,274	\$30,296	\$30,904	\$30,904
107	AKIAK	0.00	0.00	165	\$0	\$0	\$19,500	\$0	\$19,116	\$1,072	\$32,500
108	AKOLMIUT	0.00	0.54	608	\$4,219	\$62,757	\$0	\$15,145	\$80,505	\$82,122	\$82,122
109	ALAKANUK	0.00	1.31	527	\$8,814	\$12,480	\$0	\$7,971	\$28,689	\$29,265	\$29,265
110	ALEKNAGIK	0.00	0.00	227	\$0	\$0	\$18,937	\$0	\$18,564	\$0	\$31,562
111	ALLAKAKET	0.00	0.00	164	\$0	\$0	\$20,062	\$0	\$19,667	\$2,741	\$33,437
112	AMBLER	0.00	0.91	217	\$2,531	\$14,839	\$2,691	\$2,469	\$22,087	\$22,531	\$33,437
113	ANDERSON	0.00	2.24	470	\$13,415	\$13,004	\$0	\$5,128	\$30,927	\$31,548	\$31,548
114	ANGOON	0.00	2.82	287	\$10,321	\$8,061	\$0	\$0	\$18,021	\$18,036	\$18,036
115	ANIAK	0.00	0.00	323	\$0	\$13,575	\$6,486	\$4,098	\$23,685	\$24,160	\$33,437
116	ANVIK	0.00	0.00	87	\$0	\$0	\$20,062	\$0	\$19,667	\$0	\$33,437
117	ATMAUTLUAK	0.00	0.00	169	\$0	\$5,200	\$14,300	\$0	\$19,116	\$10,583	\$32,500
118	BETHEL	0.00	12.61	3,409	\$243,158	\$116,025	\$0	\$0	\$352,112	\$264,487	\$273,351
119	BREVIK MISSION	0.00	0.00	120	\$0	\$5,580	\$13,357	\$0	\$18,564	\$8,534	\$31,562
120	BUCKLAND	0.00	1.99	172	\$4,379	\$0	\$15,682	\$0	\$19,667	\$0	\$33,437
121	CHEFORNAK	0.00	0.00	192	\$0	\$0	\$19,500	\$0	\$19,116	\$1,872	\$32,500
122	CHEVAK	0.00	1.86	447	\$10,617	\$0	\$8,822	\$0	\$19,116	\$9,878	\$32,500
123	CHUATHBALUK	0.00	0.00	118	\$0	\$5,350	\$14,712	\$0	\$19,667	\$9,216	\$33,437
124	CLARK'S POINT	0.00	0.00	98	\$0	\$0	\$18,937	\$0	\$18,564	\$0	\$31,562
125	DEERING	0.00	3.53	100	\$4,503	\$5,350	\$10,209	\$0	\$19,667	\$8,626	\$33,437
126	DELTA JUNCTION	0.00	0.00	892	\$0	\$18,779	\$0	\$12,822	\$30,979	\$31,602	\$35,705
127	DIOMEDE	0.00	0.00	135	\$0	\$5,050	\$13,887	\$0	\$18,564	\$6,328	\$31,562
128	EAGLE	2.21	0.00	145	\$4,034	\$4,071	\$9,144	\$0	\$16,910	\$4,904	\$28,750
129	EEK	0.00	1.60	195	\$3,981	\$0	\$15,518	\$0	\$19,116	\$6,211	\$32,500
130	EKWOK	0.00	0.00	109	\$0	\$0	\$18,937	\$0	\$18,564	\$0	\$31,562
131	ELIM	0.00	1.91	205	\$5,014	\$5,050	\$8,873	\$0	\$18,564	\$11,909	\$31,562
132	EMMONAK	0.00	4.46	545	\$30,971	\$4,699	\$0	\$0	\$34,968	\$16,744	\$16,744
133	FORT YUKON	0.00	8.33	637	\$45,436	\$30,856	\$0	\$0	\$74,790	\$53,434	\$53,434
134	FORTUNA LEDGE	0.00	0.00	200	\$0	\$5,200	\$14,300	\$0	\$19,116	\$10,270	\$32,500
135	GAMBELL	0.00	2.68	412	\$14,079	\$0	\$4,858	\$0	\$18,564	\$6,211	\$31,562
136	GOLDVIN	0.00	0.00	118	\$0	\$0	\$18,937	\$0	\$18,564	\$0	\$31,562
137	GOODNEWS BAY	0.00	1.24	248	\$3,936	\$0	\$15,563	\$0	\$19,116	\$4,174	\$32,500
138	GRAYLING	0.00	0.00	167	\$0	\$0	\$20,062	\$0	\$19,667	\$2,402	\$33,437
139	HOLY CROSS	0.00	0.00	212	\$0	\$13,375	\$6,687	\$0	\$19,667	\$1,486	\$33,437
140	HOOPER BAY	0.00	2.52	590	\$19,010	\$0	\$489	\$0	\$19,116	\$0	\$32,500
141	HUGHES	0.00	0.00	98	\$0	\$0	\$20,062	\$0	\$19,667	\$1,638	\$33,437
142	HUSLIA	0.00	0.00	216	\$0	\$36,587	\$0	\$4,189	\$39,973	\$40,776	\$40,776

143 KALTAG	0.00	0.00	240	\$0	\$2,226	\$17,835	\$0	\$19,667	\$6,881	\$33,437
144 KASAAN	0.00	0.00	38	\$0	\$4,000	\$11,000	\$0	\$14,704	\$4,475	\$25,000
145 KIANA	0.00	0.00	314	\$0	\$10,405	\$9,656	\$0	\$19,667	\$17,545	\$33,437
146 KIVALINA	0.00	1.86	208	\$4,355	\$7,356	\$7,750	\$0	\$19,667	\$14,172	\$33,437
147 KOBUK	0.00	0.00	60	\$0	\$5,350	\$14,712	\$0	\$19,667	\$5,951	\$33,437
148 KOTLIK	0.00	1.94	284	\$7,034	\$5,200	\$7,265	\$0	\$19,116	\$11,476	\$32,500
149 KOTZEBUE	0.00	11.58	2,526	\$180,175	\$31,137	\$0	\$0	\$207,152	\$144,317	\$144,317
150 KOYUK	0.00	0.33	160	\$683	\$5,050	\$13,203	\$0	\$18,564	\$9,999	\$31,562
151 KOYUKUK	0.00	0.00	124	\$0	\$5,350	\$14,712	\$0	\$19,667	\$6,179	\$33,437
152 KUPREANOF	0.00	0.00	42	\$0	\$0	\$15,562	\$0	\$15,256	\$0	\$25,937
153 KWETHLUK	0.00	0.00	444	\$0	\$5,200	\$14,300	\$0	\$19,116	\$16,455	\$32,500
154 LOWER KALSKAG	0.00	0.00	195	\$0	\$5,350	\$14,712	\$0	\$19,667	\$12,262	\$33,437
155 MANDOKTAK	0.00	0.90	225	\$2,584	\$0	\$16,353	\$0	\$18,564	\$5,539	\$31,562
156 MCGRATH	0.00	0.00	296	\$0	\$11,816	\$8,245	\$1,453	\$21,092	\$21,516	\$33,437
157 MEKORYUK	0.00	1.29	184	\$3,024	\$5,200	\$11,275	\$0	\$19,116	\$11,538	\$32,500
158 MOUNTAIN VILLAGE	0.00	4.79	513	\$31,373	\$5,200	\$0	\$0	\$35,853	\$22,873	\$22,873
159 NAPAKIAK	0.00	6.64	276	\$19,686	\$10,030	\$0	\$0	\$29,137	\$18,826	\$18,826
160 NAPASKIAK	0.00	0.00	210	\$0	\$0	\$19,500	\$0	\$19,116	\$5,323	\$32,500
161 NEWHALEN	0.00	0.00	89	\$0	\$0	\$18,937	\$0	\$18,564	\$0	\$31,562
162 NEW STUYAHOK	0.00	0.00	230	\$0	\$0	\$18,937	\$0	\$18,564	\$0	\$31,562
163 NEWTOK	0.00	0.00	124	\$0	\$0	\$19,500	\$0	\$19,116	\$0	\$32,500
164 NIGHTMUTE	0.00	2.54	123	\$3,981	\$0	\$15,518	\$0	\$19,116	\$799	\$32,500
165 NIKOLAI	0.00	0.00	85	\$0	\$7,195	\$12,866	\$0	\$19,667	\$7,764	\$33,437
166 NONDALTON	0.00	0.00	226	\$0	\$0	\$12,937	\$0	\$18,564	\$0	\$31,562
167 NOORVIK	0.00	2.26	527	\$15,207	\$9,763	\$0	\$3,471	\$27,883	\$28,443	\$28,443
168 NULAT'D	0.00	0.00	331	\$0	\$8,225	\$11,836	\$0	\$19,667	\$10,439	\$33,437
169 PILOT STATION	0.00	0.25	301	\$986	\$1,950	\$16,563	\$0	\$19,116	\$12,320	\$32,500
170 PLATINUM	0.00	0.00	59	\$0	\$0	\$19,500	\$0	\$19,116	\$1,879	\$32,500
171 PORT ALEXANDER	0.00	2.52	51	\$1,641	\$0	\$13,920	\$0	\$15,256	\$661	\$25,937
172 PORT HEIDEN	0.00	0.00	89	\$0	\$50,373	\$0	\$1,405	\$50,759	\$51,778	\$51,778
173 QUINHAGAK	0.00	1.03	395	\$5,224	\$5,512	\$8,763	\$0	\$19,116	\$15,525	\$32,500
174 RUBY	0.00	0.00	219	\$0	\$0	\$20,062	\$0	\$19,667	\$3,662	\$33,437
175 RUSSIAN MISSION	0.00	0.00	158	\$0	\$1,716	\$17,784	\$0	\$19,116	\$2,126	\$32,500
176 SAINT MICHAEL	0.00	0.00	206	\$0	\$5,050	\$13,887	\$0	\$18,564	\$10,121	\$31,562
177 SAINT PAUL	0.00	5.75	550	\$39,230	\$68,999	\$0	\$0	\$106,099	\$85,410	\$85,410
178 SAND POINT	0.00	18.57	544	\$38,802	\$25,691	\$0	\$0	\$63,224	\$40,458	\$40,458
179 SAVOONGA	0.00	0.65	409	\$3,399	\$5,050	\$10,488	\$0	\$18,564	\$17,701	\$31,562
180 SCAMMON BAY	0.00	1.42	193	\$3,498	\$0	\$16,001	\$0	\$19,116	\$6,147	\$32,500
181 SELAWIK	0.00	12.52	521	\$37,162	\$0	\$0	\$0	\$36,430	\$17,073	\$17,073
182 SHAGELUK	0.00	0.00	169	\$0	\$12,070	\$7,991	\$0	\$19,667	\$14,897	\$33,437
183 SHAKTOOLIK	0.00	0.90	160	\$1,909	\$0	\$16,907	\$0	\$18,564	\$0	\$31,562
184 SHELDON POINT	0.00	0.00	136	\$0	\$0	\$19,500	\$0	\$19,116	\$0	\$32,500
185 SHISHMAREF	0.00	2.18	326	\$9,071	\$8,534	\$1,331	\$503	\$19,058	\$19,441	\$31,562
186 SHUNGNAK	0.00	2.18	182	\$5,064	\$5,350	\$9,647	\$0	\$19,667	\$9,488	\$33,437
187 STEBBINS	0.00	1.03	298	\$3,932	\$0	\$15,004	\$0	\$18,564	\$9,217	\$31,562
188 TANANA	0.00	1.61	499	\$10,241	\$22,169	\$0	\$0	\$31,772	\$25,506	\$25,506
189 TELLER	0.00	1.09	219	\$3,042	\$10,144	\$5,751	\$0	\$18,564	\$14,844	\$31,562
190 TENAKEE SPRINGS	0.00	0.00	140	\$0	\$1,556	\$14,006	\$0	\$15,256	\$6,131	\$25,937
191 TOGIAK	0.00	2.85	419	\$15,219	\$0	\$3,717	\$0	\$18,564	\$10,315	\$31,562
192 TOKSOOK BAY	0.00	2.16	317	\$8,757	\$5,200	\$5,542	\$0	\$19,116	\$16,121	\$32,500
193 TULUKSAK	0.00	0.00	202	\$0	\$0	\$19,500	\$0	\$19,116	\$0	\$32,500
194 TUNUNAK	0.00	0.52	299	\$1,994	\$5,200	\$12,305	\$0	\$19,116	\$12,780	\$32,500
195 UNALAKLEET	0.00	0.00	630	\$0	\$22,510	\$0	\$11,135	\$32,983	\$33,645	\$33,645
196 UPPER KALSKAG	0.00	0.00	164	\$0	\$0	\$20,062	\$0	\$19,667	\$2,741	\$33,437
197 WALES	0.00	0.89	109	\$1,244	\$0	\$17,622	\$0	\$18,564	\$0	\$31,562
198 WHITE MOUNTAIN	0.00	0.00	98	\$0	\$0	\$18,937	\$0	\$18,564	\$0	\$31,562
199 WHITTIER	0.00	5.13	292	\$15,289	\$22,712	\$0	\$0	\$37,254	\$33,961	\$33,961
200 EXT FIRE AREAS	0.00	0.00	1	\$0	\$66,341	\$0	\$0	\$65,035	\$66,341	\$66,341

TOTAL \$19,067,938 \$6,765,093 \$1,167,050 \$542,082 \$27,000,000 \$18,349,049 \$24,305,693

LOCAL EFFORT LIMIT SET AT 20

Return to ANNETTE SMITH

PREPARED BY
LEGISLATIVE AFFAIRS AGENCY
RESEARCH DIVISION
MAY 3, 1978



MINIMUM ENTITLEMENT IS \$15,000 X COLA
LOCAL EFFORT LIMIT SET TO 20
CHAPTER 88 PRORATION FACTOR IS 3.716 (CHAPTER 88 PLUS MINIMUM ENTITLEMENTS)
PRORATION FACTOR FOR SECTION 10 IS .9839012

LOCAL GOV'T	PROPERTY TAX	S. T. EQUIV	POP	CHAPTER 88 ENTITLEMENT	CHAPTER 89 ENTITLEMENT	MIN ENT	SECTION 10 ADD ON	HB 843 ENTITLEMENT	PRESENT ENTITLEMENT	'78 HB 70 ENTITLEMENT
BOROUGH AND INTERNAL DIFFERENTIAL TAX UNITS										
1 ANCHORAGE (AW)	2.93	0.00	180,653	\$2,627,443	\$2,876,165	\$0	\$0	\$5,415,006	\$8,378,557	\$11,269,005
2 CITY (SA)	7.07	0.00	67,014	\$2,231,659	\$0	\$0	\$0	\$2,195,732	\$0	\$0
3 HILLSIDE (SA)	3.49	0.00	8,937	\$110,467	\$0	\$0	\$0	\$108,688	\$0	\$0
4 SPENARD (SA)	7.34	0.00	38,316	\$1,266,589	\$0	\$0	\$0	\$1,246,199	\$0	\$0
5 GIRDWOOD (SA)	3.35	0.00	600	\$6,067	\$0	\$0	\$0	\$5,969	\$0	\$0
6 GLEN ALPS (SA)	3.37	0.00	65	\$653	\$0	\$0	\$0	\$643	\$0	\$0
7 RICH. VISTA (SA)	7.24	0.00	1,105	\$82,123	\$0	\$0	\$0	\$80,801	\$0	\$0
8 SAND LAKE (SA)	3.97	0.00	18,915	\$383,020	\$0	\$0	\$0	\$376,854	\$0	\$0
9 MULDOON (SA)	4.70	0.00	23,345	\$760,344	\$0	\$0	\$0	\$748,103	\$0	\$0
10 RABBIT CREEK (SA)	3.37	0.00	6,532	\$114,019	\$0	\$0	\$0	\$112,183	\$0	\$0
11 EAGLE RIVER (SA)	2.28	0.00	7,182	\$93,865	\$0	\$0	\$0	\$92,354	\$0	\$0
12 CHUGIAK (SA)	1.28	0.00	5,876	\$53,854	\$0	\$0	\$0	\$52,987	\$0	\$0
13 OCEAN VIEW (SA)	4.86	0.00	1,894	\$45,671	\$0	\$0	\$0	\$44,936	\$0	\$0
14 OTHER SA	0.52	0.00	372	\$546	\$0	\$0	\$0	\$537	\$0	\$0
TOTAL				\$7,776,326	\$2,876,165			\$10,480,999	\$8,378,557	\$11,269,005
15 BRISTOL BAY BOROUGH (AW)	6.15	8.20	1,311	\$97,433	\$8,370	\$0	\$0	\$104,100	\$32,370	\$32,370
16 SOUTH NAKNEK SA	1.47	0.00	175	\$911	\$0	\$0	\$0	\$897	\$0	\$0
TOTAL				\$98,345	\$8,370			\$104,997	\$32,370	\$32,370
17 FAIRBANKS BOROUGH (AW)	1.19	2.22	60,227	\$909,414	\$113,018	\$0	\$136,963	\$1,140,731	\$1,200,637	\$1,339,160
18 BALLAINE LAKE (SA)	0.81	0.00	168	\$1,368	\$0	\$0	\$0	\$1,346	\$0	\$0
19 DIANE (SA)	1.22	0.00	66	\$550	\$0	\$0	\$0	\$551	\$0	\$0
20 WILDVIEW ACRES (SA)	0.82	0.00	77	\$351	\$0	\$0	\$0	\$345	\$0	\$0
21 SMITH RANCH (SA)	1.63	0.00	438	\$6,273	\$0	\$0	\$0	\$6,172	\$0	\$0
22 ENGINEER CREEK (SA)	1.64	0.00	144	\$2,063	\$0	\$0	\$0	\$2,030	\$0	\$0
23 ESTER LUMP (SA)	2.04	0.00	10	\$41	\$0	\$0	\$0	\$40	\$0	\$0
24 NORTH STAR F.P. (SA)	0.87	0.00	6,500	\$29,894	\$0	\$0	\$0	\$29,413	\$0	\$0
25 BECKER RIDGE (SA)	2.35	0.00	108	\$687	\$0	\$0	\$0	\$676	\$0	\$0
26 FAIRBANKS (CITY)	6.94	4.60	30,462	\$2,003,950	\$512,634	\$0	\$0	\$2,476,080	\$1,265,807	\$1,335,869
27 NORTH POLE (CITY)	4.36	9.18	461	\$29,068	\$18,492	\$0	\$0	\$46,794	\$29,890	\$30,951
TOTAL				\$2,983,685	\$644,144			\$3,704,184	\$2,496,336	\$2,705,981
28 HAINES BOROUGH	1.42	0.00	1,924	\$18,327	\$0	\$0	\$0	\$18,032	\$0	\$0
29 HAINES (CITY)	7.62	5.58	1,366	\$101,521	\$16,528	\$0	\$0	\$116,148	\$65,721	\$68,658
TOTAL				\$119,848	\$16,528			\$134,181	\$65,721	\$68,658
30 JUNEAU (AW)	8.62	0.00	20,465	\$1,067,610	\$209,030	\$0	\$0	\$1,256,088	\$751,062	\$1,037,572
31 JUNEAU SA1	2.78	9.13	7,259	\$507,073	\$0	\$0	\$0	\$498,909	\$0	\$0
32 JUNEAU SA2	1.21	4.12	1,606	\$72,514	\$0	\$0	\$0	\$71,347	\$0	\$0
33 JUNEAU SA3	0.79	0.00	197	\$570	\$0	\$0	\$0	\$561	\$0	\$0
34 JUNEAU SA4	2.88	0.00	1,370	\$18,045	\$0	\$0	\$0	\$17,754	\$0	\$0
35 JUNEAU SA5	2.35	0.00	8,369	\$132,726	\$0	\$0	\$0	\$130,589	\$0	\$0
36 JUNEAU SA6	1.89	0.00	719	\$8,704	\$0	\$0	\$0	\$8,563	\$0	\$0
37 JUNEAU SA7	1.41	0.00	427	\$3,187	\$0	\$0	\$0	\$3,136	\$0	\$0
38 JUNEAU SA8	1.30	0.00	518	\$2,718	\$0	\$0	\$0	\$2,674	\$0	\$0

			TOTAL	\$1,813,150	\$209,030			\$1,989,625	\$751,062	\$1,037,572
39 KENAI BOROUGH (AW)	0.00	0.00	24,611	\$0	\$314,975	\$0	\$0	\$309,904	\$470,590	\$576,418
40 CENTRAL HOSPITAL (SA)	0.19	0.00	14,100	\$29,163	\$0	\$0	\$0	\$28,693	\$0	\$0
41 SOUTH HOSPITAL (SA)	2.02	0.00	5,300	\$73,798	\$0	\$0	\$0	\$72,210	\$0	\$0
42 NORTH KENAI FIRE (SA)	5.45	0.00	3,512	\$52,804	\$0	\$0	\$0	\$51,954	\$0	\$0
43 NORTH KENAI REC (SA)	0.84	0.00	3,995	\$9,261	\$0	\$0	\$0	\$9,112	\$0	\$0
44 BEAR CREEK FIRE (SA)	5.43	0.00	675	\$38,106	\$0	\$0	\$0	\$37,493	\$0	\$0
45 HOMER (CITY)	11.26	5.74	1,802	\$133,924	\$13,754	\$0	\$0	\$145,301	\$74,774	\$74,774
46 KACHEMAK (CITY)	1.75	0.00	151	\$1,531	\$0	\$14,593	\$0	\$15,865	\$0	\$26,875
47 KENAI (CITY)	14.58	7.95	5,364	\$398,652	\$64,451	\$0	\$0	\$455,648	\$246,090	\$274,921
48 SELDOVIA (CITY)	14.48	2.58	612	\$45,483	\$10,013	\$0	\$0	\$54,604	\$26,132	\$26,132
49 SEWARD (CITY)	17.58	0.00	2,279	\$169,375	\$24,260	\$0	\$0	\$190,518	\$96,533	\$96,533
50 SOLDOTNA (CITY)	10.24	7.47	2,586	\$192,191	\$39,135	\$0	\$0	\$227,602	\$126,703	\$140,603
TOTAL			\$1,144,294	\$466,590				\$1,599,310	\$1,040,825	\$1,216,259
51 KETCHIKAN BOROUGH (AW)	4.55	3.43	11,490	\$515,117	\$0	\$0	\$0	\$506,825	\$84,555	\$130,515
52 SHORELINE (SA)	1.00	0.00	550	\$4,509	\$0	\$0	\$0	\$4,437	\$0	\$0
53 KETCHIKAN (CITY)	9.67	8.90	7,928	\$589,208	\$159,756	\$0	\$0	\$736,907	\$393,632	\$425,344
54 SAXMAN (CITY)	0.00	0.00	272	\$0	\$4,350	\$10,650	\$0	\$14,758	\$8,294	\$25,000
TOTAL			\$1,108,836	\$164,106				\$1,262,928	\$486,481	\$580,859
55 KODIAK BOROUGH (AW)	1.83	0.00	7,901	\$58,345	\$166,949	\$0	\$0	\$221,667	\$207,791	\$224,778
56 FIRE DISTRICT (SA)	2.31	0.00	1,546	\$30,209	\$0	\$0	\$0	\$29,723	\$0	\$0
57 ROAD DISTRICT (SA)	0.64	0.00	312	\$1,577	\$0	\$0	\$0	\$1,552	\$0	\$0
58 KODIAK (CITY)	8.19	6.04	4,900	\$307,820	\$23,026	\$0	\$0	\$325,520	\$190,984	\$212,312
59 AKHIK (CITY)	0.00	0.00	102	\$0	\$0	\$16,125	\$0	\$15,865	\$0	\$26,875
60 LARSEN BAY (CITY)	0.00	0.00	137	\$0	\$0	\$16,125	\$0	\$15,865	\$1,841	\$26,875
61 OLD HARBOR (CITY)	0.00	0.00	327	\$0	\$6,208	\$9,916	\$0	\$15,865	\$17,281	\$26,875
62 DUZINKJE (CITY)	0.00	368.44	170	\$12,634	\$0	\$3,490	\$0	\$15,865	\$2,284	\$26,875
63 PORT LIONS (CITY)	0.00	0.00	227	\$0	\$3,934	\$12,190	\$0	\$15,865	\$11,133	\$26,875
TOTAL			\$410,586	\$200,118				\$657,790	\$431,316	\$571,465
64 MAT-SU BOROUGH (AW)	3.12	0.00	16,724	\$263,231	\$133,790	\$0	\$0	\$390,631	\$295,973	\$365,378
65 WASILLA F(1,8,9,10,11)	0.77	0.00	4,908	\$27,782	\$0	\$0	\$0	\$27,335	\$0	\$0
66 BUTTE FIRE (SA)	0.59	0.00	1,818	\$7,704	\$0	\$0	\$0	\$7,580	\$0	\$0
67 SUTTON FIRE (SA)	1.71	0.00	594	\$12,550	\$0	\$0	\$0	\$12,348	\$0	\$0
68 OTHER AREA (SA)	0.17	0.00	12,924	\$13,222	\$0	\$0	\$0	\$13,009	\$0	\$0
69 TALKEETNA FLOOD (SA)	1.99	0.00	223	\$4,461	\$0	\$0	\$0	\$4,389	\$0	\$0
70 GARDEN TERRACE (SA)	3.08	0.00	57	\$1,103	\$0	\$0	\$0	\$1,085	\$0	\$0
71 HOUSTON (CITY)	0.00	0.00	375	\$0	\$36,494	\$0	\$4,863	\$40,692	\$41,357	\$41,357
72 PALMER (CITY)	4.25	8.69	1,859	\$138,160	\$26,222	\$0	\$0	\$161,737	\$86,977	\$86,977
73 WASILLA (CITY)	0.00	0.00	1,566	\$0	\$65,813	\$0	\$8,123	\$72,747	\$73,937	\$73,937
TOTAL			\$468,217	\$262,321				\$731,556	\$498,246	\$567,651
74 NORTH SLOPE BOROUGH (AW)	5.55	0.11	9,139	\$186,186	\$65,510	\$0	\$55,796	\$303,231	\$308,193	\$308,193
75 ANAKTUVLIK PASS (CITY)	0.00	0.00	150	\$0	\$0	\$20,062	\$0	\$19,739	\$0	\$33,437
76 BARROW (CITY)	0.00	52.37	2,306	\$171,381	\$0	\$0	\$0	\$168,622	\$38,553	\$38,553
77 KAKTOVIK (CITY)	0.00	0.00	123	\$0	\$0	\$20,062	\$0	\$19,739	\$2,057	\$33,437
78 NUJQSUT (CITY)	0.00	0.00	152	\$0	\$0	\$20,062	\$0	\$19,739	\$0	\$33,437
79 POINT HOPE (CITY)	0.00	13.18	384	\$28,538	\$0	\$0	\$0	\$28,079	\$0	\$0
80 WAINWRIGHT (CITY)	0.00	33.34	341	\$25,343	\$0	\$0	\$0	\$24,935	\$0	\$0
TOTAL			\$412,150	\$65,510				\$584,087	\$348,803	\$447,059
81 SITKA BOROUGH	2.10	3.86	7,650	\$237,963	\$133,982	\$0	\$12,047	\$377,812	\$383,994	\$455,426
FIRST CLASS CITIES										
82 CORDOVA	8.51	12.04	2,406	\$178,813	\$119,038	\$0	\$0	\$293,057	\$211,729	\$222,797
83 CRAIG	5.83	8.78	467	\$34,707	\$10,405	\$0	\$0	\$44,386	\$26,050	\$26,050
84 DILLINGHAM	15.12	10.14	1,269	\$94,312	\$7,082	\$0	\$0	\$99,762	\$60,754	\$60,754
85 GALENA	0.00	14.02	631	\$46,895	\$19,134	\$0	\$0	\$64,967	\$41,499	\$41,499

86 HOONAH	0.00	8.62	348	\$63,023	\$0	\$0	\$0	\$62,008	\$28,715	\$28,715
87 HYDABURG	0.00	15.98	380	\$28,241	\$7,240	\$0	\$0	\$34,910	\$14,650	\$14,650
88 KAKE	0.00	1.14	679	\$21,815	\$1,587	\$0	\$0	\$23,025	\$20,256	\$20,256
89 KING COVE	2.00	2.91	408	\$29,276	\$5,050	\$0	\$0	\$33,773	\$21,275	\$21,275
90 KLAWOCK	0.00	3.41	323	\$24,005	\$6,535	\$0	\$0	\$30,048	\$14,449	\$14,449
91 NENANA	9.16	6.09	521	\$38,720	\$20,982	\$0	\$0	\$58,741	\$40,963	\$42,317
92 NOME	17.39	9.80	2,585	\$192,117	\$190,119	\$0	\$0	\$376,083	\$283,132	\$283,132
93 PELICAN	3.20	9.91	169	\$12,560	\$6,073	\$0	\$0	\$18,333	\$9,616	\$9,616
94 PETERSBURG	12.81	1.23	2,126	\$158,004	\$100,115	\$0	\$0	\$253,964	\$169,595	\$174,007
95 SAINT MARY'S	0.00	0.00	415	\$0	\$5,200	\$14,300	\$2,694	\$21,837	\$22,194	\$32,500
96 SKAGWAY	9.40	3.40	854	\$43,346	\$19,618	\$0	\$0	\$61,951	\$48,537	\$50,373
97 UNALASKA	9.59	21.41	510	\$37,903	\$85,382	\$0	\$0	\$121,301	\$102,445	\$102,445
98 VALDEZ	4.43	0.00	7,483	\$45,730	\$119,481	\$0	\$143,269	\$303,514	\$417,165	\$452,709
99 ZONE I	1.88	0.00	6,683	\$107,418	\$0	\$0	\$0	\$105,688	\$0	\$0
100 ZONE II	0.57	0.00	700	\$1,266	\$0	\$0	\$0	\$1,245	\$0	\$0
TOTAL				\$154,414	\$119,481			\$410,449	\$417,165	\$452,709
101 WRANGELL	5.87	9.30	3,152	\$234,256	\$99,458	\$0	\$0	\$328,343	\$209,010	\$215,551
102 ZONE II	2.02	0.00	797	\$14,176	\$0	\$0	\$0	\$13,947	\$0	\$0
103 ZONE III	4.11	0.00	100	\$1,802	\$0	\$0	\$0	\$1,773	\$0	\$0
104 ZONE IV	5.40	0.00	2,250	\$111,981	\$0	\$0	\$0	\$110,178	\$0	\$0
TOTAL				\$362,217	\$99,458			\$454,243	\$209,010	\$215,551
105 YAKUTAT	11.60	4.56	442	\$32,849	\$0	\$0	\$0	\$32,320	\$0	\$0
SECOND CLASS CITIES										
106 AKIACHAK	0.00	0.00	354	\$0	\$19,630	\$0	\$11,274	\$30,407	\$30,904	\$30,904
107 AKIAK	0.00	0.00	165	\$0	\$0	\$19,500	\$0	\$19,186	\$1,072	\$32,500
108 AKOLMIUT	0.00	0.54	608	\$4,641	\$62,757	\$0	\$14,723	\$80,800	\$82,122	\$82,122
109 ALAKANUK	0.00	1.31	527	\$13,699	\$12,480	\$0	\$3,086	\$28,794	\$29,265	\$29,265
110 ALEKNAGIK	0.00	0.00	227	\$0	\$0	\$18,937	\$0	\$18,632	\$0	\$31,562
111 ALLAKAKET	0.00	0.00	164	\$0	\$0	\$20,062	\$0	\$19,739	\$2,741	\$33,437
112 AMBLER	0.00	0.91	217	\$2,854	\$14,839	\$2,368	\$2,469	\$22,168	\$22,531	\$33,437
113 ANDERSON	0.00	2.24	470	\$10,953	\$13,004	\$0	\$7,590	\$31,041	\$31,548	\$31,548
114 ANGOON	0.00	2.82	287	\$13,852	\$8,061	\$0	\$0	\$21,560	\$18,036	\$18,036
115 ANIAK	0.00	0.00	323	\$0	\$13,575	\$6,486	\$4,098	\$23,771	\$24,160	\$33,437
116 ANVIK	0.00	0.00	87	\$0	\$0	\$20,062	\$0	\$19,739	\$0	\$33,437
117 ATMAUTLUAK	0.00	0.00	169	\$0	\$5,200	\$14,300	\$0	\$19,186	\$10,583	\$32,500
118 BETHEL	0.00	12.61	3,409	\$253,356	\$116,025	\$0	\$0	\$363,435	\$264,487	\$273,351
119 BREVIG MISSION	0.00	0.00	120	\$0	\$5,580	\$13,357	\$0	\$18,632	\$8,534	\$31,562
120 BUCKLAND	0.00	1.99	172	\$4,589	\$0	\$15,473	\$0	\$19,739	\$0	\$33,437
121 CHEFORNAK	0.00	0.00	192	\$0	\$0	\$19,500	\$0	\$19,186	\$1,872	\$32,500
122 CHEVAK	0.00	1.86	447	\$12,532	\$0	\$6,907	\$0	\$19,186	\$9,878	\$32,500
123 CHUATHDALUK	0.00	0.00	118	\$0	\$5,350	\$14,712	\$0	\$19,739	\$9,216	\$33,437
124 CLARK'S POINT	0.00	0.00	98	\$0	\$0	\$18,937	\$0	\$18,632	\$0	\$31,562
125 DEERING	0.00	3.53	100	\$3,925	\$5,350	\$10,787	\$0	\$19,739	\$8,626	\$33,437
126 DELTA JUNCTION	0.00	0.00	892	\$0	\$18,779	\$0	\$12,822	\$31,093	\$31,602	\$35,705
127 DIOMEDE	0.00	0.00	135	\$0	\$5,050	\$13,887	\$0	\$18,632	\$6,328	\$31,562
128 EAGLE	2.21	0.00	145	\$4,415	\$4,071	\$8,763	\$0	\$16,972	\$4,904	\$28,750
129 EEK	0.00	1.60	195	\$4,245	\$0	\$15,254	\$0	\$19,186	\$6,211	\$32,500
130 EKWDK	0.00	0.00	109	\$0	\$0	\$18,937	\$0	\$18,632	\$0	\$31,562
131 ELIM	0.00	1.91	205	\$4,682	\$5,050	\$9,204	\$0	\$18,632	\$11,909	\$31,562
132 EMMONAK	0.00	4.46	545	\$40,504	\$4,699	\$0	\$0	\$44,476	\$16,744	\$16,744
133 FORT YUKON	0.00	8.33	637	\$47,341	\$30,856	\$0	\$0	\$76,939	\$53,434	\$53,434
134 FORTUNA LEDGE	0.00	0.00	200	\$0	\$5,200	\$14,300	\$0	\$19,186	\$10,270	\$32,500
135 GAMBELL	0.00	2.68	412	\$13,300	\$0	\$5,637	\$0	\$18,632	\$6,241	\$31,562
136 GOLOVIN	0.00	0.00	118	\$0	\$0	\$18,937	\$0	\$18,632	\$0	\$31,562
137 GOODNEWS BAY	0.00	1.24	248	\$3,768	\$0	\$15,731	\$0	\$19,186	\$4,674	\$32,500
138 GRAYLING	0.00	0.00	167	\$0	\$0	\$20,062	\$0	\$19,739	\$2,402	\$33,437
139 HOLY CROSS	0.00	0.00	212	\$0	\$13,375	\$6,687	\$0	\$19,739	\$17,486	\$33,437
140 HOOPER BAY	0.00	2.52	590	\$24,022	\$0	\$0	\$0	\$23,635	\$0	\$0
141 HUGHES	0.00	0.00	98	\$0	\$0	\$20,062	\$0	\$19,739	\$1,638	\$33,437
142 HUSLIA	0.00	0.00	216	\$0	\$36,587	\$0	\$4,189	\$40,119	\$40,776	\$40,776

143 KALTAG	0.00	0.00	240	\$0	\$2,226	\$17,835	\$0	\$19,739	\$6,881	\$33,437
144 KASAAN	0.00	0.00	38	\$0	\$4,000	\$11,000	\$0	\$14,758	\$4,475	\$25,000
145 KIANA	0.00	0.00	314	\$0	\$10,405	\$9,656	\$0	\$19,739	\$17,545	\$33,437
146 KIVALINA	0.00	1.86	208	\$5,065	\$7,356	\$7,640	\$0	\$19,739	\$14,172	\$33,437
147 KOBUK	0.00	0.00	60	\$0	\$5,350	\$14,712	\$0	\$19,739	\$5,951	\$33,437
148 KOTLIK	0.00	1.94	284	\$11,226	\$5,200	\$3,073	\$0	\$19,186	\$11,476	\$32,500
149 KOTZEBUE	0.00	11.58	2,526	\$187,732	\$31,137	\$0	\$0	\$215,345	\$144,317	\$144,317
150 KOYUK	0.00	0.33	160	\$221	\$5,050	\$13,065	\$0	\$18,632	\$9,999	\$31,562
151 KOYUKUK	0.00	0.00	124	\$0	\$5,350	\$14,712	\$0	\$19,739	\$6,179	\$33,437
152 KUPREANOF	0.00	0.00	42	\$0	\$0	\$15,562	\$0	\$15,311	\$0	\$25,937
153 KWETHLUK	0.00	0.00	444	\$0	\$5,200	\$14,300	\$0	\$19,186	\$16,455	\$32,500
154 LOWER KALSKAG	0.00	0.00	195	\$0	\$5,350	\$14,712	\$0	\$19,739	\$12,262	\$33,437
155 MANDKOTAK	0.00	0.90	225	\$2,869	\$0	\$16,067	\$0	\$18,632	\$5,539	\$31,562
156 MCGRATH	0.00	0.00	296	\$0	\$11,816	\$8,245	\$1,453	\$21,169	\$21,516	\$33,437
157 MEKORYUK	0.00	1.29	184	\$2,906	\$5,200	\$11,393	\$0	\$19,186	\$11,538	\$32,500
158 MOUNTAIN VILLAGE	0.00	4.79	513	\$38,126	\$5,200	\$0	\$0	\$42,628	\$22,873	\$22,873
159 NAPAKIAK	0.00	6.64	276	\$20,512	\$10,036	\$0	\$0	\$30,056	\$18,826	\$18,826
160 NAPASKIAK	0.00	0.00	210	\$0	\$0	\$19,500	\$0	\$19,186	\$5,323	\$32,500
161 NEWHALEN	0.00	0.00	89	\$0	\$0	\$18,937	\$0	\$18,632	\$0	\$31,562
162 NEW STUYAHOK	0.00	0.00	230	\$0	\$0	\$18,937	\$0	\$18,632	\$0	\$31,562
163 NEWTOK	0.00	0.00	124	\$0	\$0	\$19,500	\$0	\$19,186	\$0	\$32,500
164 NIGHTMUTE	0.00	2.54	123	\$4,118	\$0	\$15,381	\$0	\$19,186	\$799	\$32,500
165 NIKOLAI	0.00	0.00	85	\$0	\$7,195	\$12,866	\$0	\$19,739	\$7,764	\$33,437
166 NONDALTON	0.00	0.00	226	\$0	\$0	\$18,937	\$0	\$18,632	\$0	\$31,562
167 NOORVIK	0.00	2.26	527	\$14,459	\$9,763	\$0	\$4,210	\$27,985	\$28,443	\$28,443
168 NULATO	0.00	0.00	331	\$0	\$8,225	\$11,836	\$0	\$19,739	\$10,439	\$33,437
169 PILOT STATION	0.00	0.25	301	\$1,694	\$1,950	\$15,855	\$0	\$19,186	\$12,320	\$32,500
170 PLATINUM	0.00	0.00	59	\$0	\$0	\$19,500	\$0	\$19,186	\$1,879	\$32,500
171 PORT ALEXANDER	0.00	2.52	51	\$1,264	\$0	\$14,298	\$0	\$15,311	\$661	\$25,937
172 PORT HEIDEN	0.00	0.00	89	\$0	\$50,373	\$0	\$1,405	\$50,945	\$51,778	\$51,778
173 QUINHAGAK	0.00	1.03	395	\$5,201	\$5,512	\$8,786	\$0	\$19,186	\$15,525	\$32,500
174 RUBY	0.00	0.00	219	\$0	\$0	\$20,062	\$0	\$19,739	\$3,662	\$33,437
175 RUSSIAN MISSION	0.00	0.00	158	\$0	\$1,716	\$17,784	\$0	\$19,186	\$2,126	\$32,500
176 SAINT MICHAEL	0.00	0.00	206	\$0	\$5,050	\$13,887	\$0	\$18,632	\$10,121	\$31,562
177 SAINT PAUL	0.00	5.75	550	\$33,430	\$68,999	\$0	\$0	\$100,780	\$85,410	\$85,410
178 SAND POINT	0.00	18.57	544	\$40,430	\$25,691	\$0	\$0	\$65,057	\$40,458	\$40,458
179 SAVDONGA	0.00	0.65	409	\$3,136	\$5,050	\$10,751	\$0	\$18,632	\$17,701	\$31,562
180 SCAMMON BAY	0.00	1.42	193	\$5,333	\$0	\$14,166	\$0	\$19,186	\$6,147	\$32,500
181 SELAWIK	0.00	12.52	521	\$38,720	\$0	\$0	\$0	\$38,097	\$17,073	\$17,073
182 SHAGELUK	0.00	0.00	169	\$0	\$12,070	\$7,991	\$0	\$19,739	\$14,897	\$33,437
183 SHAI TOOLIK	0.00	0.96	160	\$2,027	\$0	\$16,910	\$0	\$18,632	\$0	\$31,562
184 SHELDON POINT	0.00	0.00	136	\$0	\$0	\$19,500	\$0	\$19,186	\$0	\$32,500
185 SHISHMAREF	0.00	2.18	326	\$9,132	\$8,534	\$1,270	\$503	\$19,128	\$19,441	\$31,562
186 SHUNGNAK	0.00	2.18	182	\$4,801	\$5,350	\$9,911	\$0	\$19,739	\$9,488	\$33,437
187 STEBBINS	0.00	1.03	298	\$4,012	\$0	\$14,925	\$0	\$18,632	\$9,217	\$31,562
188 TANANA	0.00	1.61	499	\$8,255	\$22,169	\$0	\$0	\$29,934	\$25,506	\$25,506
189 TELLER	0.00	1.09	219	\$3,228	\$10,144	\$5,564	\$0	\$18,632	\$14,844	\$31,562
190 TENAKEE SPRINGS	0.00	0.00	140	\$0	\$1,556	\$14,006	\$0	\$15,311	\$6,131	\$25,937
191 TOGIAK	0.00	2.85	419	\$15,613	\$0	\$3,324	\$0	\$18,632	\$10,315	\$31,562
192 TOKSOOK BAY	0.00	2.16	317	\$11,128	\$5,200	\$3,171	\$0	\$19,186	\$16,121	\$32,500
193 TULUKSAK	0.00	0.00	202	\$0	\$0	\$19,500	\$0	\$19,186	\$0	\$32,500
194 TUNJINAK	0.00	0.52	299	\$2,107	\$5,200	\$12,192	\$0	\$19,186	\$12,780	\$32,500
195 UNALAKLEET	0.00	0.00	630	\$0	\$22,510	\$0	\$11,135	\$33,103	\$33,645	\$33,645
196 UPPER KALSKAG	0.00	0.00	164	\$0	\$0	\$20,062	\$0	\$19,739	\$2,741	\$33,437
197 WALES	0.00	0.89	109	\$1,234	\$0	\$17,703	\$0	\$18,632	\$0	\$31,562
198 WHITE MOUNTAIN	0.00	0.00	98	\$0	\$0	\$18,937	\$0	\$18,632	\$0	\$31,562
199 WHITTIER	0.00	5.13	292	\$11,611	\$22,712	\$0	\$0	\$33,771	\$33,961	\$33,961
200 EXT FIRE AREAS	0.00	0.00	1	\$0	\$66,341	\$0	\$0	\$65,272	\$66,341	\$66,341

TOTAL \$19,079,528 \$6,765,093 \$1,154,438 \$442,720 \$27,000,001 \$18,349,049 \$24,255,934

SPONSOR SUBSTITUTE FOR HOUSE BILL NO. 843

PREPARED BY
LEGISLATIVE AFFAIRS AGENCY
RESEARCH DIVISION
MAY 9, 1978

ANCHORAGE SALES TAX INCLUDED
TAXES FOR EDUCATION INCLUDED
LOCAL EFFORT LIMIT SET TO 30
CHAPTER 88 PRORATION FACTOR IS 1.99827 (CHAPTER 88 PLUS MINIMUM ENTITLEMENTS)
PRORATION FACTOR FOR SECTION 10 IS .98709289

LOCAL GOV'T	PROPERTY TAX	S. T. EQUIV	POP	CHAPTER 88 ENTITLEMENT	CHAPTER 89 ENTITLEMENT	MIN ENT	SECTION 10 ADD ON	HB 843 ENTITLEMENT	PRESENT ENTITLEMENT	'77 HB 70 ENTITLEMENT
BOROUGHES AND INTERNAL DIFFERENTIAL TAX UNITS										
1 ANCHORAGE (AW)	9.65	0.24	180,653	\$4,773,951	\$2,876,165	\$0	\$0	\$7,551,375	\$8,378,557	\$11,269,005
2 CITY (SA)	7.07	0.00	67,014	\$1,200,069	\$0	\$0	\$0	\$1,184,580	\$0	\$0
3 HILLSIDE (SA)	3.49	0.00	8,937	\$59,403	\$0	\$0	\$0	\$58,636	\$0	\$0
4 SPENARD (SA)	7.34	0.00	38,816	\$681,105	\$0	\$0	\$0	\$672,314	\$0	\$0
5 GIRDWOOD (SA)	3.35	0.00	600	\$3,262	\$0	\$0	\$0	\$3,220	\$0	\$0
6 GLEN ALPS (SA)	3.37	0.00	65	\$351	\$0	\$0	\$0	\$346	\$0	\$0
7 RICH. VISTA (SA)	7.24	0.00	1,105	\$67,242	\$0	\$0	\$0	\$65,387	\$0	\$0
8 SAND LAKE (SA)	3.97	0.00	18,915	\$205,768	\$0	\$0	\$0	\$203,309	\$0	\$0
9 MULDOON (SA)	4.70	0.00	23,345	\$408,873	\$0	\$0	\$0	\$403,595	\$0	\$0
10 RABBIT CREEK (SA)	3.37	0.00	6,532	\$61,313	\$0	\$0	\$0	\$60,522	\$0	\$0
11 EAGLE RIVER (SA)	2.28	0.00	7,182	\$50,476	\$0	\$0	\$0	\$49,824	\$0	\$0
12 CHUGIAK (SA)	1.28	0.00	5,876	\$28,960	\$0	\$0	\$0	\$28,586	\$0	\$0
13 OCEAN VIEW (SA)	4.86	0.00	1,894	\$24,559	\$0	\$0	\$0	\$24,242	\$0	\$0
14 OTHER SA	0.52	0.00	372	\$293	\$0	\$0	\$0	\$290	\$0	\$0
TOTAL				\$7,564,832	\$2,876,165			\$10,306,234	\$8,378,557	\$11,269,005
15 BRISTOL BAY BOROUGH (AW)	12.31	8.20	1,311	\$77,029	\$8,370	\$0	\$0	\$84,297	\$32,370	\$32,370
16 SOUTH NAKNEK SA	1.47	0.00	175	\$490	\$0	\$0	\$0	\$484	\$0	\$0
TOTAL				\$77,520	\$8,370			\$84,781	\$32,370	\$32,370
17 FAIRBANKS BOROUGH (AW)	4.36	4.24	60,227	\$1,229,160	\$113,018	\$0	\$0	\$1,324,855	\$1,200,637	\$1,339,160
18 BALLAINE LAKE (SA)	0.81	0.00	168	\$736	\$0	\$0	\$0	\$726	\$0	\$0
19 DIANE (SA)	1.22	0.00	66	\$301	\$0	\$0	\$0	\$297	\$0	\$0
20 WILDVIEW ACRES (SA)	0.82	0.00	77	\$188	\$0	\$0	\$0	\$186	\$0	\$0
21 SMITH RANCH (SA)	1.63	0.00	438	\$3,373	\$0	\$0	\$0	\$3,330	\$0	\$0
22 ENGINEER CREEK (SA)	1.64	0.00	144	\$1,109	\$0	\$0	\$0	\$1,095	\$0	\$0
23 ESTER LUMP (SA)	2.04	0.00	10	\$22	\$0	\$0	\$0	\$22	\$0	\$0
24 NORTH STAR F.P. (SA)	0.87	0.00	6,500	\$16,075	\$0	\$0	\$0	\$15,868	\$0	\$0
25 BECKER RIDGE (SA)	2.35	0.00	108	\$369	\$0	\$0	\$0	\$364	\$0	\$0
26 FAIRBANKS (CITY)	6.94	13.81	30,462	\$1,826,139	\$512,634	\$0	\$0	\$2,308,586	\$1,265,807	\$1,335,869
27 NORTH POLE (CITY)	4.36	9.18	461	\$15,631	\$18,492	\$0	\$0	\$33,682	\$29,890	\$30,951
TOTAL				\$3,093,108	\$644,144			\$3,689,015	\$2,496,336	\$2,705,981
28 HAINES BOROUGH	3.65	2.37	1,924	\$41,819	\$0	\$0	\$0	\$41,279	\$0	\$0
29 HAINES (CITY)	7.62	5.58	1,366	\$77,920	\$16,528	\$0	\$0	\$93,229	\$65,721	\$68,658
TOTAL				\$119,739	\$16,528			\$134,509	\$65,721	\$68,658
30 JUNEAU (AW)	16.02	3.15	20,465	\$1,226,837	\$209,030	\$0	\$0	\$1,417,334	\$751,062	\$1,037,572
31 JUNEAU SA1	2.78	9.13	7,259	\$272,677	\$0	\$0	\$0	\$269,157	\$0	\$0
32 JUNEAU SA2	1.21	4.12	1,606	\$38,994	\$0	\$0	\$0	\$38,491	\$0	\$0
33 JUNEAU SA3	0.79	0.00	197	\$306	\$0	\$0	\$0	\$302	\$0	\$0
34 JUNEAU SA4	2.88	0.00	1,370	\$9,703	\$0	\$0	\$0	\$9,578	\$0	\$0
35 JUNEAU SA5	2.35	0.00	8,369	\$71,373	\$0	\$0	\$0	\$70,452	\$0	\$0
36 JUNEAU SA6	1.89	0.00	719	\$4,680	\$0	\$0	\$0	\$4,620	\$0	\$0
37 JUNEAU SA7	1.41	0.00	427	\$1,714	\$0	\$0	\$0	\$1,691	\$0	\$0
38 JUNEAU SA8	1.30	0.00	518	\$,461	\$0	\$0	\$0	\$1,442	\$0	\$0

TOTAL \$1,627,750 \$209,030 \$1,813,072 \$751,062 \$1,037,572

39 KENAI BOROUGH (AW)	4.83	1.81	24,611	\$313,445	\$314,975	\$0	\$0	\$620,308	\$470,590	\$576,418
40 CENTRAL HOSPITAL (SA)	0.19	0.00	14,100	\$15,632	\$0	\$0	\$0	\$15,479	\$0	\$0
41 SOUTH HOSPITAL (SA)	2.02	0.00	5,300	\$39,685	\$0	\$0	\$0	\$39,172	\$0	\$0
42 NORTH KENAI FIRE (SA)	5.45	0.00	3,512	\$28,395	\$0	\$0	\$0	\$28,029	\$0	\$0
43 NORTH KENAI REC (SA)	0.84	0.00	3,995	\$4,980	\$0	\$0	\$0	\$4,916	\$0	\$0
44 BEAR CREEK FIRE (SA)	5.43	0.00	675	\$20,491	\$0	\$0	\$0	\$20,227	\$0	\$0
45 HOMER (CITY)	11.26	5.74	1,802	\$85,855	\$13,754	\$0	\$0	\$98,324	\$74,774	\$74,774
46 KACHEMAK (CITY)	1.75	0.00	151	\$823	\$0	\$26,051	\$0	\$26,528	\$0	\$26,875
47 KENAI (CITY)	14.58	7.95	5,364	\$321,561	\$64,451	\$0	\$0	\$381,030	\$246,090	\$274,921
48 SELDOVIA (CITY)	14.48	2.58	612	\$36,688	\$10,013	\$0	\$0	\$46,099	\$26,132	\$26,132
49 SEWARD (CITY)	17.58	0.00	2,279	\$136,621	\$24,260	\$0	\$0	\$158,805	\$96,533	\$96,533
50 SOLDOTNA (CITY)	10.24	7.47	2,586	\$155,025	\$39,135	\$0	\$0	\$191,655	\$126,703	\$140,603

TOTAL \$1,159,257 \$466,590 \$1,630,578 \$1,040,825 \$1,216,259

51 KETCHIKAN BOROUGH (AW)	6.39	3.43	11,490	\$341,032	\$0	\$0	\$0	\$336,630	\$84,555	\$130,515
52 SHORELINE (SA)	1.00	0.00	550	\$2,425	\$0	\$0	\$0	\$2,393	\$0	\$0
53 KETCHIKAN (CITY)	9.67	8.90	7,928	\$475,268	\$159,756	\$0	\$0	\$626,828	\$393,632	\$425,344
54 SAXMAN (CITY)	0.00	0.00	272	\$0	\$4,350	\$20,650	\$0	\$24,677	\$8,294	\$25,000

TOTAL \$818,725 \$164,106 \$990,529 \$486,481 \$580,859

55 KODIAK BOROUGH (AW)	6.64	0.00	7,901	\$113,414	\$166,949	\$0	\$0	\$276,745	\$207,791	\$224,778
56 FIRE DISTRICT (SA)	2.31	0.00	1,546	\$16,245	\$0	\$0	\$0	\$16,035	\$0	\$0
57 ROAD DISTRICT (SA)	0.64	0.00	312	\$848	\$0	\$0	\$0	\$837	\$0	\$0
58 KODIAK (CITY)	8.19	6.04	4,960	\$165,529	\$23,026	\$0	\$2,428	\$188,519	\$190,984	\$212,312
59 AKHIOK (CITY)	0.00	0.00	102	\$0	\$0	\$26,875	\$0	\$26,528	\$0	\$26,875
60 LARSEN BAY (CITY)	0.00	0.00	137	\$0	\$0	\$26,875	\$0	\$26,528	\$1,841	\$26,875
61 OLD HARBOR (CITY)	0.00	0.00	327	\$0	\$6,208	\$20,666	\$0	\$26,528	\$17,281	\$26,875
62 OUZINKIE (CITY)	0.00	368.44	170	\$10,191	\$0	\$16,683	\$0	\$26,528	\$2,284	\$26,875
63 PORT LIONS (CITY)	0.00	0.00	227	\$0	\$3,934	\$22,940	\$0	\$26,528	\$11,133	\$26,375

TOTAL \$306,228 \$200,118 \$614,778 \$431,316 \$571,465

64 MAT-SU BOROUGH (AW)	9.27	0.00	16,724	\$419,991	\$133,790	\$0	\$0	\$546,634	\$295,973	\$365,378
65 WASILLA F(1,8,9,10,11)	0.77	0.00	4,908	\$14,939	\$0	\$0	\$0	\$14,747	\$0	\$0
66 BUTTE FIRE (SA)	0.59	0.00	1,818	\$4,143	\$0	\$0	\$0	\$4,089	\$0	\$0
67 SUTTON FIRE (SA)	1.71	0.00	594	\$6,748	\$0	\$0	\$0	\$6,661	\$0	\$0
68 OTHER AREA (SA)	0.17	0.00	12,924	\$7,110	\$0	\$0	\$0	\$7,018	\$0	\$0
69 TALKEETNA FLOOD (SA)	1.99	0.00	223	\$2,399	\$0	\$0	\$0	\$2,368	\$0	\$0
70 GARDEN TERRACE (SA)	3.08	0.00	57	\$593	\$0	\$0	\$0	\$585	\$0	\$0
71 HOUSTON (CITY)	0.00	0.00	375	\$0	\$36,494	\$0	\$4,863	\$40,824	\$41,357	\$41,357
72 PALMER (CITY)	4.25	8.69	1,859	\$85,294	\$26,222	\$0	\$0	\$110,077	\$86,977	\$86,977
73 WASILLA (CITY)	0.00	0.00	1,566	\$0	\$65,813	\$0	\$8,123	\$72,983	\$73,937	\$73,937

TOTAL \$541,220 \$262,321 \$805,990 \$498,246 \$567,651

74 NORTH SLOPE BOROUGH (AW)	7.57	0.11	9,139	\$136,362	\$65,510	\$0	\$106,320	\$304,215	\$308,193	\$308,193
75 ANAKTUVUK PASS (CITY)	0.00	0.00	150	\$0	\$0	\$33,437	\$0	\$33,005	\$0	\$33,437
76 BARROW (CITY)	0.00	52.37	2,306	\$138,240	\$0	\$0	\$0	\$136,456	\$38,553	\$38,553
77 KAKTOVIK (CITY)	0.00	0.00	123	\$0	\$0	\$33,437	\$0	\$33,005	\$2,057	\$33,437
78 NUIGSUT (CITY)	0.00	0.00	152	\$0	\$0	\$33,437	\$0	\$33,005	\$0	\$33,437
79 POINT HOPE (CITY)	0.00	13.18	384	\$23,020	\$0	\$10,417	\$0	\$33,005	\$0	\$33,437
80 WAINWRIGHT (CITY)	0.00	33.34	341	\$20,442	\$0	\$12,995	\$0	\$33,005	\$0	\$33,437

TOTAL \$318,065 \$65,510 \$605,701 \$348,803 \$513,934

81 SITKA BOROUGH	4.00	7.73	7,650	\$251,642	\$133,982	\$0	\$0	\$380,647	\$383,994	\$455,426
------------------	------	------	-------	-----------	-----------	-----	-----	-----------	-----------	-----------

FIRST CLASS CITIES

82 CORDOVA	13.68	15.88	2,406	\$144,235	\$119,038	\$0	\$0	\$259,875	\$211,729	\$222,797
83 CRAIG	7.73	10.67	467	\$27,925	\$10,405	\$0	\$0	\$37,905	\$26,050	\$26,050
84 DILLINGHAM	15.11	12.67	1,269	\$76,074	\$7,082	\$0	\$0	\$82,083	\$60,754	\$60,754
85 GALENA	0.00	16.65	631	\$27,827	\$19,134	\$0	\$0	\$56,226	\$41,499	\$41,499

85	HOONAH	0.00	8.62	848	\$50,835	\$0	\$0	\$50,179	\$28,715	\$28,715
87	HYDABURG	0.00	15.98	380	\$22,780	\$7,240	\$0	\$29,632	\$14,650	\$14,650
88	KAKE	0.00	4.02	579	\$40,704	\$1,587	\$0	\$41,746	\$20,256	\$20,256
89	KING COVE	4.00	10.94	408	\$24,452	\$5,050	\$0	\$29,127	\$21,275	\$21,275
90	KLAWOCK	0.00	6.46	323	\$19,363	\$6,535	\$0	\$25,563	\$14,449	\$14,449
91	NENANA	9.16	5.87	521	\$31,232	\$20,982	\$0	\$51,541	\$40,963	\$42,317
92	NOME	19.86	12.46	2,585	\$154,965	\$190,119	\$0	\$340,631	\$283,132	\$283,132
93	PELICAN	3.76	8.71	169	\$8,051	\$6,073	\$12,749	\$26,528	\$9,616	\$26,875
94	PETERSBURG	12.81	18.16	2,126	\$127,449	\$100,115	\$0	\$224,628	\$169,595	\$174,007
95	SAINT MARY'S	0.00	0.00	415	\$0	\$5,200	\$27,300	\$32,080	\$22,194	\$32,500
96	SKAGWAY	10.65	5.31	854	\$29,066	\$19,618	\$0	\$48,056	\$48,537	\$50,373
97	UNALASKA	17.50	28.05	510	\$30,573	\$85,382	\$0	\$114,459	\$102,445	\$102,445

98	VALDEZ	6.09	0.00	7,483	\$33,793	\$119,481	\$0	\$205,445	\$354,090	\$417,165	\$452,709
99	ZONE I	1.88	0.00	6,683	\$57,763	\$0	\$0	\$57,018	\$0	\$0	\$0
100	ZONE II	0.57	0.00	700	\$680	\$0	\$0	\$672	\$0	\$0	\$0

TOTAL \$92,238 \$119,481 \$411,780 \$417,165 \$452,709

101	WRANGELL	5.87	13.48	3,152	\$188,956	\$99,458	\$0	\$0	\$284,692	\$209,010	\$215,551
102	ZONE II	2.02	0.00	797	\$7,623	\$0	\$0	\$7,524	\$0	\$0	\$0
103	ZONE III	4.11	0.00	100	\$969	\$0	\$0	\$956	\$0	\$0	\$0
104	ZONE IV	5.40	0.00	2,250	\$60,217	\$0	\$0	\$59,440	\$0	\$0	\$0

TOTAL \$257,767 \$99,458 \$352,615 \$209,010 \$215,551

105	YAKUTAT	11.59	4.92	442	\$26,497	\$0	\$0	\$0	\$26,155	\$0	\$0
-----	---------	-------	------	-----	----------	-----	-----	-----	----------	-----	-----

SECOND CLASS CITIES

106	AKIACHAK	0.00	0.00	354	\$0	\$19,630	\$12,870	\$0	\$32,080	\$30,904	\$32,500
107	AKIAK	0.00	0.00	165	\$0	\$0	\$32,500	\$0	\$32,080	\$1,072	\$32,500
108	AKOLMIUT	0.00	0.78	608	\$4,525	\$62,757	\$0	\$14,839	\$31,062	\$82,122	\$82,122
109	ALAKANUK	0.00	1.88	527	\$12,551	\$12,480	\$7,468	\$0	\$32,080	\$29,265	\$32,500
110	ALEKNAGIK	0.00	0.00	227	\$0	\$0	\$31,562	\$0	\$31,155	\$0	\$31,562
111	ALLAKAKET	0.00	0.00	164	\$0	\$0	\$33,437	\$0	\$33,005	\$2,741	\$33,437
112	AMBLER	0.00	1.31	217	\$2,768	\$14,839	\$15,829	\$0	\$33,005	\$22,531	\$33,437
113	ANDERSON	0.00	3.22	470	\$11,445	\$13,004	\$8,987	\$0	\$33,005	\$31,548	\$33,437
114	ANGOON	0.00	4.06	287	\$13,003	\$8,061	\$4,872	\$0	\$25,602	\$18,036	\$25,937
115	ANIAK	0.00	0.00	323	\$0	\$13,575	\$19,861	\$0	\$33,005	\$24,160	\$33,437
116	ANVIK	0.00	0.00	87	\$0	\$0	\$33,437	\$0	\$33,005	\$0	\$33,437
117	ATMAUTLUAK	0.00	0.00	159	\$0	\$5,200	\$27,300	\$0	\$32,080	\$10,583	\$32,500
118	BETHEL	0.00	12.61	3,409	\$204,363	\$116,025	\$0	\$0	\$316,252	\$264,487	\$273,351
119	BREVIK MISSION	0.00	0.00	120	\$0	\$5,580	\$25,982	\$0	\$31,155	\$8,534	\$31,562
120	BUCKLAND	0.00	2.87	172	\$4,520	\$0	\$28,916	\$0	\$33,005	\$0	\$33,437
121	CHEFORNAK	0.00	0.00	192	\$0	\$0	\$32,500	\$0	\$32,080	\$1,872	\$32,500
122	CHEVAK	0.00	2.68	447	\$12,048	\$0	\$20,451	\$0	\$32,080	\$9,878	\$32,500
123	CHUATHBALUK	0.00	0.00	118	\$0	\$5,350	\$28,087	\$0	\$33,005	\$9,216	\$33,437
124	CLARK'S POINT	0.00	0.00	98	\$0	\$0	\$31,562	\$0	\$31,155	\$0	\$31,562
125	DEERING	0.00	5.08	100	\$4,034	\$5,350	\$24,053	\$0	\$33,005	\$8,626	\$33,437
126	DELTA JUNCTION	0.00	0.00	892	\$0	\$13,779	\$9,970	\$2,852	\$31,194	\$31,602	\$35,705
127	DIOMEDE	0.00	0.00	135	\$0	\$5,050	\$26,512	\$0	\$31,155	\$6,328	\$31,562
128	EAGLE	2.21	0.00	145	\$2,374	\$4,071	\$22,304	\$0	\$28,378	\$4,904	\$28,750
129	EEK	0.00	2.30	195	\$4,166	\$0	\$28,333	\$0	\$32,080	\$6,211	\$32,500
130	EKWOK	0.00	0.00	109	\$0	\$0	\$31,562	\$0	\$31,155	\$0	\$31,562
131	ELIM	0.00	2.76	205	\$4,733	\$5,050	\$21,779	\$0	\$31,155	\$11,909	\$31,562
132	EMMONAK	0.00	6.41	545	\$32,671	\$4,699	\$0	\$0	\$36,888	\$16,744	\$16,744
133	FORT YUKON	0.00	12.00	637	\$38,186	\$30,856	\$0	\$0	\$68,151	\$53,434	\$53,434
134	FORTUNA LEDGE	0.00	0.00	200	\$0	\$5,200	\$27,300	\$0	\$32,080	\$10,270	\$32,500
135	GAMBELL	0.00	3.85	412	\$13,408	\$0	\$18,154	\$0	\$31,155	\$6,241	\$31,562
136	GOLOVIN	0.00	0.00	118	\$0	\$0	\$31,562	\$0	\$31,155	\$0	\$31,562
137	GOODNEWS BAY	0.00	1.79	248	\$3,787	\$0	\$28,712	\$0	\$32,080	\$4,674	\$32,500
138	GRAYLING	0.00	0.00	167	\$0	\$0	\$33,437	\$0	\$33,005	\$2,402	\$33,437
139	HOLY CROSS	0.00	7.00	212	\$0	\$13,375	\$20,062	\$0	\$33,005	\$17,486	\$33,437
140	HOOPER BAY	0.00	3.63	590	\$22,796	\$0	\$9,703	\$0	\$32,080	\$0	\$32,500
141	HUGHES	0.00	0.00	98	\$0	\$0	\$33,437	\$0	\$33,005	\$1,638	\$33,437
142	HUSLIA	0.00	0.00	216	\$0	\$36,587	\$0	\$4,189	\$40,250	\$40,776	\$40,776

143 KALTAG	0.00	0.00	240	\$0	\$2,226	\$31,210	\$0	\$33,005	\$6,881	\$33,437
144 KASAAN	0.00	0.00	38	\$0	\$4,000	\$21,000	\$0	\$24,677	\$4,475	\$25,000
145 KIANA	0.00	0.00	314	\$0	\$10,405	\$23,031	\$0	\$33,005	\$17,545	\$33,437
146 KIVALINA	0.00	2.69	208	\$5,016	\$7,356	\$21,064	\$0	\$33,005	\$14,172	\$33,437
147 KOBUK	0.00	0.00	60	\$0	\$5,350	\$28,087	\$0	\$33,005	\$5,951	\$33,437
148 KOTLIK	0.00	2.79	284	\$10,244	\$5,200	\$17,055	\$0	\$32,080	\$11,476	\$32,500
149 KOTZEBUE	0.00	11.58	2,526	\$151,428	\$31,137	\$0	\$0	\$180,209	\$144,317	\$144,317
150 KOYUK	0.00	0.48	160	\$787	\$5,050	\$25,725	\$0	\$31,155	\$9,999	\$31,562
151 KOYUKUK	0.00	0.00	124	\$0	\$5,350	\$28,087	\$0	\$33,005	\$6,179	\$33,437
152 KUPREANOF	0.00	0.00	42	\$0	\$0	\$25,937	\$0	\$25,602	\$0	\$25,937
153 KWETHLUK	0.00	0.00	444	\$0	\$5,200	\$27,300	\$0	\$32,080	\$16,455	\$32,500
154 LOWER KALSKAG	0.00	0.00	195	\$0	\$5,350	\$28,087	\$0	\$33,005	\$12,262	\$33,437
155 MANOKOTAK	0.00	1.29	225	\$2,792	\$0	\$28,769	\$0	\$31,155	\$5,539	\$31,562
156 MCGRATH	0.00	0.00	296	\$0	\$11,816	\$21,620	\$0	\$33,005	\$21,516	\$33,437
157 MEKORYUK	0.00	1.85	184	\$2,918	\$5,200	\$24,381	\$0	\$32,080	\$11,538	\$32,500
158 MOUNTAIN VILLAGE	0.00	6.90	513	\$30,753	\$5,200	\$0	\$0	\$35,489	\$22,873	\$22,873
159 NAPAKIAK	0.00	9.56	276	\$16,545	\$10,036	\$5,918	\$0	\$32,080	\$18,826	\$32,500
160 NAPASKIAK	0.00	0.00	210	\$0	\$0	\$32,500	\$0	\$32,080	\$5,323	\$32,500
161 NEWHALEN	0.00	0.00	89	\$0	\$0	\$31,562	\$0	\$31,155	\$0	\$31,562
162 NEW STUYAHOK	0.00	0.00	230	\$0	\$0	\$31,562	\$0	\$31,155	\$0	\$31,562
163 NEWTOK	0.00	0.00	124	\$0	\$0	\$32,500	\$0	\$32,080	\$0	\$32,500
164 NIGHTMUTE	0.00	3.65	123	\$4,067	\$0	\$28,432	\$0	\$32,080	\$799	\$32,500
165 NIKOLAI	0.00	0.00	85	\$0	\$7,195	\$26,241	\$0	\$33,005	\$7,764	\$33,437
166 NONDALTON	0.00	0.00	226	\$0	\$0	\$31,562	\$0	\$31,155	\$0	\$31,562
167 NOORVIK	0.00	3.25	527	\$14,562	\$9,763	\$9,111	\$0	\$33,005	\$28,443	\$33,437
168 NULATO	0.00	0.00	331	\$0	\$8,225	\$25,211	\$0	\$33,005	\$10,439	\$33,437
169 PILOT STATION	0.00	0.37	301	\$1,529	\$1,950	\$29,020	\$0	\$32,080	\$12,320	\$32,500
170 PLATINUM	0.00	0.00	59	\$0	\$0	\$32,500	\$0	\$32,080	\$1,879	\$32,500
171 PORT ALEXANDER	0.00	3.63	51	\$1,341	\$0	\$24,595	\$0	\$25,602	\$661	\$25,937
172 PORT HEIDEN	0.00	0.00	89	\$0	\$50,373	\$0	\$1,405	\$51,110	\$51,778	\$51,778
173 QUINHAGAK	0.00	1.49	395	\$5,181	\$5,512	\$21,806	\$0	\$32,080	\$15,525	\$32,500
174 RUBY	0.00	0.00	219	\$0	\$0	\$33,437	\$0	\$33,005	\$3,662	\$33,437
175 RUSSIAN MISSION	0.00	0.00	158	\$0	\$1,716	\$30,784	\$0	\$32,080	\$2,126	\$32,500
176 SAINT MICHAEL	0.00	0.00	206	\$0	\$5,050	\$26,512	\$0	\$31,155	\$10,121	\$31,562
177 SAINT PAUL	0.00	8.27	550	\$32,971	\$68,999	\$0	\$0	\$100,654	\$85,410	\$85,410
178 SAND POINT	0.00	18.57	544	\$32,611	\$25,691	\$0	\$0	\$57,551	\$40,458	\$40,458
179 SAVDONGA	0.00	0.93	409	\$3,178	\$5,050	\$23,333	\$0	\$31,155	\$17,701	\$31,562
180 SCAMMON BAY	0.00	2.04	193	\$4,901	\$0	\$27,598	\$0	\$32,080	\$6,147	\$32,500
181 SELAWIK	0.00	12.52	521	\$31,232	\$0	\$2,204	\$0	\$33,005	\$17,073	\$33,437
182 SHAGELUK	0.00	0.00	169	\$0	\$12,070	\$21,366	\$0	\$33,005	\$14,897	\$33,437
183 SHAKTOOLIK	0.00	1.39	160	\$2,004	\$0	\$29,557	\$0	\$31,155	\$0	\$31,562
184 SHELDON POINT	0.00	0.00	136	\$0	\$0	\$32,500	\$0	\$32,080	\$0	\$32,500
185 SHISHMAREF	0.00	3.14	326	\$9,074	\$3,534	\$13,953	\$0	\$31,155	\$19,441	\$31,562
186 SHUNGNAK	0.00	3.14	182	\$4,836	\$5,350	\$23,251	\$0	\$33,005	\$9,488	\$33,437
187 STEBBINS	0.00	1.49	298	\$3,974	\$0	\$27,587	\$0	\$31,155	\$9,217	\$31,562
188 TANANA	0.00	2.31	499	\$8,654	\$22,169	\$2,614	\$0	\$33,005	\$25,506	\$33,437
189 TELLER	0.00	1.56	219	\$3,171	\$10,144	\$18,246	\$0	\$31,155	\$14,844	\$31,562
190 TENAKEE SPRINGS	0.00	0.00	140	\$0	\$1,556	\$24,381	\$0	\$25,602	\$6,131	\$25,937
191 TOGIAK	0.00	4.10	419	\$15,450	\$0	\$16,112	\$0	\$31,155	\$10,315	\$31,562
192 TOKSOOK BAY	0.00	3.12	317	\$10,549	\$5,200	\$16,750	\$0	\$32,080	\$16,121	\$32,500
193 TULIJSKAK	0.00	0.00	202	\$0	\$0	\$32,500	\$0	\$32,080	\$0	\$32,500
194 TUNUNAK	0.00	0.75	299	\$2,072	\$5,200	\$25,227	\$0	\$32,080	\$12,780	\$32,500
195 UNALAKLEET	0.00	0.00	630	\$0	\$22,510	\$9,052	\$2,083	\$33,211	\$33,645	\$33,645
196 UPPER KALSKAG	0.00	0.00	164	\$0	\$0	\$33,437	\$0	\$33,005	\$2,741	\$33,437
197 WALES	0.00	1.29	109	\$1,230	\$0	\$30,332	\$0	\$31,155	\$0	\$31,562
198 WHITE MOUNTAIN	0.00	0.00	98	\$0	\$0	\$31,562	\$0	\$31,155	\$0	\$31,562
199 WHITTIER	0.00	9.24	292	\$17,504	\$22,712	\$0	\$0	\$39,698	\$33,961	\$33,961
200 EXT FIRE AREAS	0.00	0.00	1	\$0	\$66,341	\$0	\$0	\$65,484	\$66,341	\$66,341

TOTAL \$17,902,186 \$6,765,093 \$2,333,219 \$352,549 \$27,000,000 \$18,349,049 \$24,430,149

'NEW' PROPOSED REVENUE SHARING (1977 DATA)

PREPARED BY
LEGISLATIVE AFFAIRS AGENCY
RESEARCH DIVISION
MARCH 25, 1978

COLA USED ONLY FOR MODIFYING NON-PER CAPITA ENTITLEMENTS
LOCAL EFFORT LIMIT SET TO 25 (HOLD HARMLESS NOT APPLIED)
PAYOUT SET TO \$25 MILLION (3.3516427)

SN	LOCAL GOV'T	PROPERTY TAX	S. T. EQUIV	PCI RATIO	PRCPTY RATIO	AVE RATIO	LOCAL EFFORT	POP.	PER CAPITA ENTITLEMENT	TOTAL (+ RHM)	PRESENT ENTITLEMENT
BOROUGHES AND INTERNAL DIFFERENTIAL TAX UNITS											
1	ANCHORAGE (AW)	2.93	0.244	0.963	1.70	1.335	4.24	180,653	\$2,567,383	\$5,443,548	\$8,378,557
2	CITY (SA)	7.07	0.000	0.894	1.63	1.266	8.96	67,014	\$2,012,843	\$2,012,843	\$0
3	HILLSIDE (SA)	3.49	0.000	0.871	1.03	0.952	3.32	8,937	\$99,635	\$99,635	\$0
4	SPENARD (SA)	7.34	0.000	0.887	1.50	1.195	8.78	38,816	\$1,142,399	\$1,142,399	\$0
5	GIRDWOOD (SA)	3.35	0.000	0.796	0.82	0.811	2.72	600	\$5,472	\$5,472	\$0
6	GLEN ALPS (SA)	3.37	0.000	0.796	0.80	0.801	2.70	65	\$589	\$589	\$0
7	RICH. VISTA (SA)	7.24	0.000	1.096	11.68	6.389	25.00	1,105	\$92,589	\$92,589	\$0
8	SAND LAKE (SA)	3.97	0.000	0.885	1.85	1.370	5.44	18,915	\$345,464	\$345,464	\$0
9	MULDOON (SA)	4.70	0.000	0.955	2.76	1.861	8.76	23,345	\$685,791	\$685,791	\$0
10	RABBIT CREEK (SA)	3.37	0.000	0.882	1.90	1.393	4.69	6,532	\$102,839	\$102,839	\$0
11	EAGLE RIVER (SA)	2.28	0.000	0.998	2.08	1.541	3.51	7,182	\$84,662	\$84,662	\$0
12	CHUGIAK (SA)	1.28	0.000	0.998	2.83	1.917	2.46	5,876	\$48,574	\$48,574	\$0
13	OCEAN VIEW (SA)	4.86	0.000	0.882	1.78	1.333	6.48	1,894	\$41,193	\$41,193	\$0
14	OTHER SA	0.52	0.000	0.963	0.54	0.752	0.39	372	\$492	\$492	\$0
TOTAL									\$7,229,932	\$10,106,097	\$8,378,557
15	BRISTOL BAY BOROUGH (AW)	6.15	8.203	0.977	1.88	1.433	20.57	1,311	\$90,426	\$98,797	\$32,370
16	SOUTH NAKNEK SA	1.47	0.000	0.977	0.92	0.950	1.40	175	\$822	\$822	\$0
TOTAL									\$91,249	\$99,619	\$32,370
17	FAIRBANKS BOROUGH (AW)	1.19	2.227	0.747	1.62	1.186	4.06	60,227	\$820,245	\$933,264	\$1,200,637
18	BALLAINE LAKE (SA)	0.81	0.000	0.747	4.62	2.686	2.19	168	\$1,234	\$1,234	\$0
19	DIANE (SA)	1.22	0.000	0.747	2.97	1.860	2.28	66	\$505	\$505	\$0
20	WILDVIEW ACRES (SA)	0.82	0.000	0.747	2.24	1.496	1.22	77	\$316	\$316	\$0
21	SMITH RANCH (SA)	1.63	0.000	0.747	3.97	2.359	3.85	438	\$5,658	\$5,658	\$0
22	ENGINEER CREEK (SA)	1.64	0.000	0.747	3.95	2.348	3.85	144	\$1,861	\$1,861	\$0
23	ESTER LUMP (SA)	2.04	0.000	0.747	0.34	0.547	1.12	10	\$37	\$37	\$0
24	NORTH STAR F.P. (SA)	0.87	0.000	0.747	2.07	1.412	1.23	6,500	\$26,963	\$26,963	\$0
25	BECKER RIDGE (SA)	2.35	0.000	0.747	0.70	0.727	1.71	108	\$620	\$620	\$0
26	FAIRBANKS (CITY)	6.94	4.603	0.658	2.40	1.533	17.70	30,462	\$1,807,470	\$2,320,104	\$1,205,807
27	NORTH POLE (CITY)	4.36	9.184	1.197	1.30	1.252	16.96	461	\$26,217	\$44,709	\$29,890
TOTAL									\$2,691,132	\$3,335,276	\$2,496,336
28	HAINES BOROUGH	1.42	0.000	1.210	2.39	1.803	2.56	1,924	\$16,530	\$16,530	\$0
29	HAINES (CITY)	7.62	5.588	1.325	2.99	2.160	25.00	1,366	\$114,458	\$130,986	\$65,721
TOTAL									\$130,988	\$147,517	\$65,721
30	JUNEAU (AW)	8.62	0.000	0.847	2.40	1.627	14.03	20,465	\$962,930	\$1,171,960	\$751,062
31	JUNEAU SA1	2.78	9.135	0.847	2.30	1.576	18.79	7,259	\$457,354	\$457,354	\$0
32	JUNEAU SA2	1.21	4.128	0.847	3.69	2.272	12.15	1,606	\$65,404	\$65,404	\$0
33	JUNEAU SA3	0.79	0.000	0.847	1.11	0.982	0.77	197	\$514	\$514	\$0
34	JUNEAU SA4	2.88	0.000	0.847	1.60	1.228	3.54	1,370	\$16,275	\$16,275	\$0
35	JUNEAU SA5	2.35	0.000	0.847	2.78	1.816	4.26	8,369	\$119,712	\$119,712	\$0
36	JUNEAU SA6	1.89	0.000	0.847	2.59	1.721	3.25	719	\$7,850	\$7,850	\$0
37	JUNEAU SA7	1.41	0.000	0.847	1.98	1.418	2.00	427	\$2,875	\$2,875	\$0
38	JUNEAU SA8	1.30	0.000	0.847	1.30	1.078	1.41	518	\$2,451	\$2,451	\$0
TOTAL									\$1,635,369	\$1,844,399	\$751,062

39	KENAI BOROUGH (AW)	0.00	0.000	1.066	0.83	0.959	0.00	24,811	\$0	\$314,575	\$470,550
40	CENTRAL HOSPITAL (SA)	0.19	0.000	1.066	4.79	2.929	0.55	14,100	\$26,303	\$26,303	\$0
41	SOUTH HOSPITAL (SA)	2.02	0.000	1.066	2.63	1.848	3.74	5,300	\$66,562	\$66,562	\$0
42	NORTH KENAI FIRE (SA)	5.45	0.000	1.066	0.41	0.742	4.04	3,512	\$47,627	\$47,627	\$0
43	NORTH KENAI REC (SA)	0.84	0.000	1.066	0.40	0.734	0.62	3,995	\$8,353	\$8,353	\$0
44	BEAR CREEK FIRE (SA)	5.43	0.000	1.066	4.52	2.796	15.19	675	\$34,370	\$34,370	\$0
45	HOMER (CITY)	11.26	5.742	1.004	1.80	1.402	23.84	1,802	\$144,003	\$157,758	\$74,774
46	KACHEMAK (CITY)	1.75	0.000	1.872	1.24	1.559	2.72	151	\$1,381	\$1,381	\$0
47	KENAI (CITY)	14.58	7.952	1.051	2.69	1.875	25.00	5,364	\$449,455	\$513,906	\$246,090
48	SELDOVIA (CITY)	14.48	2.589	0.999	3.89	2.448	25.00	612	\$51,280	\$61,293	\$26,132
49	SEWARD (CITY)	17.58	0.000	0.978	3.46	2.223	25.00	2,279	\$190,959	\$215,220	\$96,533
50	SOLDOTNA (CITY)	10.24	7.470	1.074	2.55	1.816	25.00	2,586	\$216,683	\$255,819	\$126,703

TOTAL \$1,236,981 \$1,703,572 \$1,040,825

51	KETCHIKAN BOROUGH (AW)	4.55	3.439	1.201	1.81	1.509	12.06	11,490	\$464,610	\$464,610	\$84,555
52	SHORELINE (SA)	1.00	0.000	1.201	3.18	2.195	2.20	550	\$4,067	\$4,067	\$0
53	KETCHIKAN (CITY)	9.67	8.902	1.232	2.18	1.709	25.00	7,928	\$664,295	\$824,051	\$393,632
54	SAXMAN (CITY)	0.00	0.000	2.051	2.85	2.454 (EST)	0.00	272	\$0	\$4,350	\$8,294

TOTAL \$1,132,973 \$1,297,079 \$486,481

55	KODIAK BOROUGH (AW)	1.83	0.000	0.934	1.22	1.081	1.98	7,901	\$52,624	\$219,574	\$207,791
56	FIRE DISTRICT (SA)	2.31	0.000	0.934	3.60	2.271	5.25	1,546	\$27,247	\$27,247	\$0
57	ROAD DISTRICT (SA)	0.64	0.000	0.934	3.27	2.106	1.36	312	\$1,422	\$1,422	\$0
58	KODIAK (CITY)	8.19	6.044	0.845	1.49	1.172	16.70	4,960	\$277,638	\$300,664	\$190,984
59	AKHIDK (CITY)	0.00	0.000	2.167	8.57	5.371 (EST)	0.00	102	\$0	\$0	\$0
60	LARSEN BAY (CITY)	0.00	0.000	1.132	4.28	2.709 (EST)	0.00	137	\$0	\$0	\$1,841
61	OLD HARBOR (CITY)	0.00	0.000	2.062	4.28	3.174 (EST)	0.00	327	\$0	\$6,208	\$17,281
62	OUZINKIE (CITY)	0.00	6.484	1.768	8.57	5.171 (EST)	25.00	170	\$14,244	\$14,244	\$2,284
63	PORT LIONS (CITY)	0.00	0.000	1.027	4.28	2.657 (EST)	0.00	227	\$0	\$3,934	\$11,133

TOTAL \$373,177 \$573,296 \$431,316

64	MAT-SU BOROUGH (AW)	3.12	0.000	1.413	1.29	1.355	4.23	16,724	\$237,421	\$371,212	\$295,973
65	WASILLA F(1,8,9,10,11)	0.77	0.000	1.413	2.50	1.960	1.52	4,908	\$25,058	\$25,058	\$0
66	BUTTE FIRE (SA)	0.59	0.000	1.413	2.43	1.926	1.14	1,818	\$6,949	\$6,949	\$0
67	SUTTON FIRE (SA)	1.71	0.000	1.413	5.21	3.313	5.68	594	\$11,319	\$11,319	\$0
68	OTHR AREA (SA)	0.17	0.000	1.413	1.66	1.538	0.27	12,924	\$11,925	\$11,925	\$0
69	TALKEETNA FLOOD (SA)	1.99	0.000	1.413	3.99	2.702	5.38	223	\$4,024	\$4,024	\$0
70	GARDEN TERRACE (SA)	3.08	0.000	1.413	1.96	1.690	5.21	57	\$995	\$995	\$0
71	HOUSTON (CITY)	0.00	0.000	2.093	1.18	1.637	0.00	375	\$0	\$36,494	\$41,357
72	PALMER (CITY)	4.25	8.690	1.326	2.22	1.774	22.96	1,859	\$143,061	\$169,284	\$86,977
73	WASILLA (CITY)	0.00	0.000	1.423	1.83	1.630	0.00	1,566	\$0	\$65,813	\$73,937

TOTAL \$440,756 \$703,077 \$498,246

74	NORTH SLOPE BOROUGH (AW)	5.55	0.110	1.834	0.10	0.972	5.50	9,139	\$168,562	\$234,072	\$308,193
75	ANAKTUVUK PASS (CITY)	0.00	0.000	7.234	12.24	9.741 (EST)	0.00	150	\$0	\$0	\$0
76	BARROW (CITY)	0.00	13.319	2.840	6.12	4.482 (EST)	25.00	2,306	\$193,222	\$193,222	\$38,557
77	KAKTOVIK (CITY)	0.00	0.000	1.296	12.24	6.772 (EST)	0.00	123	\$0	\$0	\$2,057
78	NUIGSUT (CITY)	0.00	0.000	7.208	12.24	9.728 (EST)	0.00	152	\$0	\$0	\$0
79	POINT HOPE (CITY)	0.00	6.696	3.463	12.24	7.856 (EST)	25.00	384	\$32,175	\$32,175	\$0
80	WAINWRIGHT (CITY)	0.00	7.540	4.191	12.24	8.220 (EST)	25.00	341	\$28,572	\$28,572	\$0

TOTAL \$422,532 \$488,043 \$348,803

81	SITKA BOROUGH	2.10	3.866	0.978	1.82	1.402	8.37	7,650	\$214,631	\$348,613	\$383,994
----	---------------	------	-------	-------	------	-------	------	-------	-----------	-----------	-----------

FIRST CLASS CITIES

82	CORDOVA	8.51	12.045	1.048	3.12	2.085	25.00	2,406	\$201,601	\$320,640	\$211,729
83	CRAIG	5.83	8.783	1.211	3.78	2.495	25.00	467	\$39,130	\$49,535	\$26,050
84	DILLINGHAM	15.12	10.142	0.782	3.17	1.978	25.00	1,269	\$106,330	\$113,413	\$60,754
85	GALENA	0.00	14.025	1.362	10.12	5.745	25.00	631	\$52,872	\$72,006	\$41,499
86	HOONAH	0.00	8.625	2.143	6.81	4.480	25.00	848	\$71,054	\$71,054	\$28,715
87	HYDABURG	0.00	15.989	4.162	11.32	7.744	25.00	380	\$31,840	\$39,080	\$14,650

88 RARE	0.00	1.142	2.378	12.15	7.387	8.84	875	\$19,878	\$21,283	\$20,258
89 KING COVE	2.00	2.917	1.744	6.10	3.926	19.30	408	\$26,405	\$31,455	\$21,275
90 KLAWOCK	0.00	3.411	2.477	13.49	7.987	25.00	323	\$27,064	\$33,599	\$14,449
91 NENANA	9.16	6.097	1.460	3.93	2.696	25.00	521	\$43,655	\$64,637	\$40,963
92 NOME	17.39	9.808	0.776	3.28	2.030	25.00	2,585	\$216,599	\$406,719	\$283,132
93 PELICAN	3.20	9.915	2.258	1.56	1.909	25.00	169	\$14,160	\$20,234	\$9,616
94 PETERSBURG	12.81	1.231	1.041	2.67	1.859	25.00	2,126	\$178,139	\$278,255	\$169,595
95 SAINT MARY'S	0.00	0.000	5.348	12.57	8.961	0.00	415	\$0	\$5,200	\$22,194
96 SKAGWAY	9.40	3.402	0.905	1.22	1.066	13.65	854	\$39,096	\$58,715	\$48,537
97 UNALASKA	9.59	21.412	0.942	1.31	1.130	25.00	510	\$42,733	\$128,116	\$102,445
98 VALDEZ	4.43	0.000	0.476	0.26	0.370	1.64	7,483	\$41,246	\$160,727	\$417,165
99 ZONE I	1.88	0.000	0.476	4.10	2.292	4.32	6,683	\$96,885	\$96,885	\$0
100 ZONE II	0.57	0.000	0.476	1.21	0.843	0.48	700	\$1,141	\$1,141	\$0
TOTAL								\$139,274	\$258,755	\$417,165
101 WRANGELL	5.87	9.307	1.071	3.59	2.332	25.00	3,152	\$264,109	\$363,568	\$209,010
102 ZONE II	2.02	0.000	1.071	3.64	2.360	4.78	797	\$12,786	\$12,786	\$0
103 ZONE III	4.11	0.000	1.071	1.28	1.179	4.85	100	\$1,626	\$1,526	\$0
104 ZONE IV	5.40	0.000	1.071	3.88	2.478	13.39	2,250	\$101,001	\$101,001	\$0
TOTAL								\$379,523	\$478,982	\$209,010
105 YAKUTAT	11.60	4.567	1.983	1.86	1.925	25.00	442	\$37,035	\$37,035	\$0
SECOND CLASS CITIES										
3 106 AKIACHAK	0.00	0.000	3.132	4.46	3.799 (EST)	0.00	354	\$0	\$19,630	\$30,904
0 107 AKIAK ✓	0.00	0.000	3.625	4.46	4.045 (EST)	0.00	165	\$0	\$0	\$1,072
2 108 AKOLMIUT	0.00	0.544	3.078	4.46	3.772 (EST)	2.05	608	\$4,186	\$66,944	\$82,122
0 109 ALAKANUK	0.00	1.312	6.192	4.46	5.329 (EST)	6.99	527	\$12,356	\$24,836	\$29,265
2 110 ALEKNAGIK ✓	0.00	0.000	3.261	4.46	3.863 (EST)	0.00	227	\$0	\$0	\$0
2 111 ALLAKAKET ✓	0.00	0.000	2.856	4.46	3.661 (EST)	0.00	164	\$0	\$0	\$2,741
4 112 AMBLER	0.00	0.915	3.267	4.46	3.866 (EST)	3.53	217	\$2,574	\$17,413	\$22,531
3 113 ANDERSON	0.00	2.240	1.133	4.46	2.799 (EST)	6.27	470	\$9,879	\$22,884	\$31,548
5 114 ANGOON	0.00	2.822	4.737	4.46	4.601 (EST)	12.98	287	\$12,493	\$20,555	\$18,036
1 115 ANIAK	0.00	0.000	6.168	4.46	5.317 (EST)	0.00	323	\$0	\$13,575	\$24,160
0 116 ANVIK ✓	0.00	0.000	5.848	4.46	5.157 (EST)	0.00	87	\$0	\$0	\$0
2 117 ATMAUTLUAK	0.00	0.000	2.284	4.46	3.374 (EST)	0.00	169	\$0	\$5,200	\$10,583
6 118 BETHEL	0.00	12.613	0.767	4.28	2.527 (EST)	25.00	3,409	\$285,643	\$401,668	\$264,487
0 119 BREVIG MISSION	0.00	0.000	2.734	4.46	3.600 (EST)	0.00	120	\$0	\$5,580	\$8,534
4 120 BUCKLAND	0.00	1.998	2.719	4.46	3.592 (EST)	7.18	172	\$4,139	\$4,139	\$0
2 121 CHEFORNAK ✓	0.00	0.000	1.785	4.46	3.125 (EST)	0.00	192	\$0	\$0	\$1,872
0 122 CHEVAK	0.00	1.864	3.628	4.46	4.047 (EST)	7.54	447	\$11,303	\$11,303	\$9,878
2 123 CHUATHBALUK	0.00	0.000	7.074	4.46	5.770 (EST)	0.00	118	\$0	\$5,350	\$9,216
0 124 CLARK'S POINT ✓	0.00	0.000	0.764	4.46	2.615 (EST)	0.00	98	\$0	\$0	\$0
4 125 DEERING	0.00	3.534	1.511	4.46	2.988 (EST)	10.56	100	\$3,540	\$8,890	\$8,626
5 126 DELTA JUNCTION	0.00	0.000	1.238	0.71	0.976 (EST)	0.00	892	\$0	\$18,779	\$31,602
0 127 DIOMEDE	0.00	0.000	2.059	4.46	3.262 (EST)	0.00	135	\$0	\$5,050	\$6,328
6 128 EAGLE	2.21	0.000	2.993	4.39	3.695	8.19	145	\$3,982	\$8,053	\$4,904
1 129 EEK	0.00	1.602	2.846	4.46	3.656 (EST)	5.85	195	\$3,829	\$3,829	\$6,211
0 130 EKWOK ✓	0.00	0.000	1.921	4.46	3.193 (EST)	0.00	109	\$0	\$0	\$0
3 131 ELIM	0.00	1.919	1.938	4.46	3.202 (EST)	6.14	205	\$4,223	\$9,273	\$11,909
3 132 EMMONAK	0.00	4.460	7.598	4.46	6.032 (EST)	25.00	545	\$45,666	\$50,365	\$16,744
5 133 FORT YUKON	0.00	8.339	1.657	4.46	3.061 (EST)	25.00	637	\$53,374	\$84,231	\$53,434
1 134 FORTUNA LEDGE	0.00	0.000	3.906	4.46	4.186 (EST)	0.00	200	\$0	\$5,200	\$10,270
3 135 GAMBELL	0.00	2.682	2.012	4.46	3.239 (EST)	8.68	412	\$11,996	\$11,996	\$6,241
0 136 GOLOVIN ✓	0.00	0.000	2.347	4.46	3.406 (EST)	0.00	118	\$0	\$0	\$0
4 137 GOODNEWS BAY	0.00	1.245	2.098	4.46	3.282 (EST)	4.08	248	\$3,398	\$3,398	\$4,674
0 138 GRAYLING ✓	0.00	0.000	4.994	4.46	4.730 (EST)	0.00	167	\$0	\$0	\$2,402
4 139 HOLY CROSS	0.00	0.000	7.484	4.46	5.975 (EST)	0.00	212	\$0	\$13,375	\$17,486
2 140 HOOPER BAY	0.00	2.528	4.200	4.46	4.332 (EST)	10.95	590	\$21,667	\$21,667	\$0
0 141 HUGHES ✓	0.00	0.000	2.842	4.46	3.654 (EST)	0.00	98	\$0	\$0	\$1,638
2 142 HUSLIA	0.00	0.000	4.132	4.46	4.299 (EST)	0.00	216	\$0	\$36,587	\$40,776
3 143 KALTAG	0.00	0.000	3.613	4.46	4.039 (EST)	0.00	240	\$0	\$2,226	\$6,881
4 144 KASAAN	0.00	0.000	1.262	4.46	2.863 (EST)	0.00	38	\$0	\$4,000	\$4,475

145	KIANKA	0.00	0.000	1.954	4.46	3.210 (EST)	0.00	314	\$0	\$10,700	\$11,312	
4	146 KIVALINA	0.00	1.869	2.544	4.46	3.504 (EST)	6.55	208	\$4,569	\$11,925	\$14,172	
1	147 KOBUK	0.00	0.000	2.910	4.45	3.688 (EST)	0.00	60	\$0	\$5,350	\$5,951	
2	148 KOTLIK	0.00	1.943	6.478	4.46	5.472 (EST)	10.63	284	\$10,125	\$15,325	\$11,476	
6	149 KOTZEBUE	0.00	11.586	1.063	4.28	2.675 (EST)	25.00	2,526	\$211,656	\$214,839	\$116,363	
1	150 KOYUK	0.00	0.335	3.777	4.46	4.121 (EST)	1.38	160	\$741	\$5,791	\$9,999	
0	151 KOYUKUK	0.00	0.000	1.254	4.46	2.859 (EST)	0.00	124	\$0	\$5,350	\$6,179	
0	152 KUPREANOF ✓	0.00	0.000	1.118	4.46	2.792 (EST)	0.00	42	\$0	\$0	\$0	
5	153 KWETHLUK	0.00	0.000	3.256	4.46	3.861 (EST)	0.00	444	\$0	\$5,200	\$16,455	
2	154 LOWER KALSKAG	0.00	0.000	7.945	4.46	6.205 (EST)	0.00	195	\$0	\$5,350	\$12,262	
2	155 MANOKOTAK	0.00	0.901	3.150	4.46	3.807 (EST)	3.43	225	\$2,588	\$2,588	\$5,539	
6	156 MCGRATH	0.00	0.000	1.469	4.46	2.967 (EST)	0.00	296	\$0	\$11,816	\$21,516	
3	157 MEKORYUK	0.00	1.290	2.124	4.46	3.295 (EST)	4.25	184	\$2,621	\$7,821	\$11,538	
4	158 MOUNTAIN VILLAGE	0.00	4.799	3.885	4.46	4.175 (EST)	20.04	513	\$34,462	\$39,662	\$22,873	
3	159 NAPAKIAK	0.00	6.644	1.647	4.46	3.056 (EST)	20.30	276	\$18,786	\$28,822	\$18,826	
1	160 NAPASKIAK ✓	0.00	0.000	1.340	4.46	2.903 (EST)	0.00	210	\$0	\$0	\$5,323	
1	161 NEWHALEN ✓	0.00	0.000	1.364	4.46	2.915 (EST)	0.00	89	\$0	\$0	\$0	
1	162 NEW STUYAHOK ✓	0.00	0.000	4.627	4.46	4.546 (EST)	0.00	230	\$0	\$0	\$0	
0	163 NEWTOK ✓	0.00	0.000	1.987	4.46	3.226 (EST)	0.00	124	\$0	\$0	\$0	
2	164 NIGHTMUTE	0.00	2.540	2.626	4.46	3.546 (EST)	9.00	123	\$3,714	\$3,714	\$799	
2	165 NIKOLAI	0.00	0.000	6.309	4.46	5.387 (EST)	0.00	85	\$0	\$7,195	\$7,764	
2	166 NONDALTON ✓	0.00	0.000	1.852	4.46	3.159 (EST)	0.00	226	\$0	\$0	\$0	
4	167 NOORVIK	0.00	2.264	2.058	4.46	3.262 (EST)	7.38	527	\$13,050	\$22,814	\$28,443	
0	168 NULATO	0.00	0.000	2.438	4.46	3.452 (EST)	0.00	331	\$0	\$8,225	\$10,439	
5	169 PILOT STATION	0.00	0.257	7.320	4.46	5.893 (EST)	1.51	301	\$1,528	\$3,478	\$12,320	
0	170 PLATINUM ✓	0.00	0.000	1.333	4.46	2.899 (EST)	0.00	59	\$0	\$0	\$1,879	
2	171 PORT ALEXANDER	0.00	2.526	0.814	4.46	2.640 (EST)	6.67	51	\$1,140	\$1,140	\$661	
1	172 PORT HEIDEN	0.00	0.000	1.968	4.46	3.217 (EST)	0.00	89	\$0	\$50,373	\$51,778	
4	173 QUINHAGAK	0.00	1.037	2.362	4.46	3.414 (EST)	3.54	395	\$4,691	\$10,203	\$15,525	
3	174 RUBY ✓	0.00	0.000	2.002	4.46	3.234 (EST)	0.00	219	\$0	\$0	\$3,662	
2	175 RUSSIAN MISSION	0.00	0.000	0.980	4.46	2.723 (EST)	0.00	158	\$0	\$1,716	\$2,126	
1	176 SAINT MICHAEL	0.00	0.000	2.114	4.46	3.290 (EST)	0.00	206	\$0	\$5,050	\$10,121	
4	177 SAINT PAUL	0.00	5.751	1.221	4.46	2.843 (EST)	16.35	550	\$30,152	\$99,152	\$85,410	
5	178 SAND POINT	0.00	12.392	0.659	4.28	2.473 (EST)	25.00	544	\$45,582	\$71,274	\$40,458	
3	179 SAVOONGA	0.00	0.652	1.861	4.45	3.163 (EST)	2.06	409	\$2,828	\$7,878	\$17,701	
2	180 SCAMMON BAY	0.00	1.422	5.988	4.46	5.227 (EST)	7.43	193	\$4,810	\$4,810	\$6,147	
3	181 SELAWIK	0.00	12.526	2.415	17.80	10.139	25.00	521	\$43,655	\$43,655	\$17,073	
2	182 SHAGELUK	0.00	0.000	4.500	4.46	4.482 (EST)	0.00	169	\$0	\$12,070	\$14,897	
0	183 SHAKTOOLIK	0.00	0.966	2.591	4.46	3.528 (EST)	3.40	160	\$1,828	\$1,828	\$0	
2	184 SHELDON POINT ✓	0.00	0.000	8.206	4.46	6.335 (EST)	0.00	136	\$0	\$0	\$0	
3	185 SHISHMAREF	0.00	2.183	2.437	4.46	3.451 (EST)	7.53	326	\$8,237	\$16,771	\$19,441	
4	186 SHUNGNAC	0.00	2.184	2.034	4.46	3.250 (EST)	7.09	182	\$4,330	\$9,680	\$9,488	
3	187 STEBBINS	0.00	1.035	2.530	4.46	3.498 (EST)	3.62	298	\$3,618	\$3,618	\$9,217	
0	188 TANANA	0.00	1.610	1.061	4.46	2.763 (EST)	4.45	499	\$7,445	\$29,614	\$25,506	
3	189 TELLER	0.00	1.090	2.812	4.46	3.639 (EST)	3.96	219	\$2,911	\$13,056	\$14,844	
5	190 TENAKEE SPRINGS	0.00	0.000	4.698	4.46	4.581 (EST)	0.00	140	\$0	\$1,556	\$6,131	
2	191 TOGIAK	0.00	2.850	2.569	4.46	3.517 (EST)	10.02	419	\$14,082	\$14,082	\$10,315	
1	192 TOKSOOK BAY	0.00	2.168	4.249	4.46	4.357 (EST)	9.44	317	\$10,037	\$15,237	\$16,121	
0	193 TULUKSAK ✓	0.00	0.000	1.886	4.46	3.176 (EST)	0.00	202	\$0	\$0	\$0	
5	194 TUNUNAK	0.00	0.523	2.780	4.46	3.622 (EST)	1.89	299	\$1,901	\$7,101	\$12,780	
0	195 UNALAKLEET	0.00	0.000	1.451	4.46	2.958 (EST)	0.00	630	\$0	\$22,510	\$33,645	
0	196 UPPER KALSKAG ✓	0.00	0.000	8.584	4.46	6.525 (EST)	0.00	164	\$0	\$0	\$2,741	
3	197 WALES	0.00	0.896	2.331	4.46	3.398 (EST)	3.04	109	\$1,113	\$1,113	\$0	
0	198 WHITE MOUNTAIN ✓	0.00	0.000	2.555	4.46	3.510 (EST)	0.00	98	\$0	\$0	\$0	
5	199 WHITTIER	0.00	5.136	0.593	3.57	2.083 (EST)	10.70	292	\$10,473	\$33,185	\$33,961	
200	EXT FIRE AREAS	0.00	0.000	###.###	###.##	###.###	0.00	1	\$0	\$66,341	\$66,341	
									TOTAL	\$18,262,861	\$25,000,000	\$18,321,095

22

number of basic admin
 Svs. provided by municipality
 i.e. meetings, annual elections,
 ordinances, budgets, admin person

REVENUE SHARING DATA--1977

PREPARED BY
LEGISLATIVE AFFAIRS AGENCY
RESEARCH DIVISION
MARCH 25, 1978

SN	LOCAL GOV'T	PER CAPITA EXISTING	R,H,M	TOTAL ENTITLEMENT	POP	PER CAPITA PROP. VALUE	1976 PCI	PROP. TAX	SALES TAX	S. TAX REVENUE	COLA
BOROUGH AND INTERNAL DIFFERENTIAL TAX UNITS											
1	ANCHORAGE (AW)	\$5,502,392	\$2,876,165	\$8,378,557	180,653	\$25,117.5	\$8,301	2.931	0.000	\$1,108,739	100.00
2	CITY (SA)	\$0	\$0	\$0	67,014	\$26,162.8	\$8,943	7.075	0.000	\$0	100.00
3	HILLSIDE (SA)	\$0	\$0	\$0	8,937	\$41,509.8	\$9,178	3.493	0.000	\$0	100.00
4	SPENARD (SA)	\$0	\$0	\$0	38,816	\$28,505.6	\$9,013	7.343	0.000	\$0	100.00
5	GIRDWOOD (SA)	\$0	\$0	\$0	600	\$51,907.4	\$10,042	3.354	0.000	\$0	100.00
6	GLEN ALPS (SA)	\$0	\$0	\$0	65	\$53,210.9	\$10,042	3.377	0.000	\$0	100.00
7	RICH. VISTA (SA)	\$0	\$0	\$0	1,105	\$3,669.7	\$7,297	7.244	0.000	\$0	100.00
8	SAND LAKE (SA)	\$0	\$0	\$0	18,915	\$23,109.7	\$9,031	3.976	0.000	\$0	100.00
9	MULDOON (SA)	\$0	\$0	\$0	23,345	\$15,486.4	\$8,378	4.708	0.000	\$0	100.00
10	RABBIT CREEK (SA)	\$0	\$0	\$0	6,532	\$22,507.3	\$9,070	3.371	0.000	\$0	100.00
11	EAGLE RIVER (SA)	\$0	\$0	\$0	7,182	\$20,561.2	\$8,011	2.281	0.000	\$0	100.00
12	CHUGIAK (SA)	\$0	\$0	\$0	5,876	\$15,111.4	\$8,011	1.286	0.000	\$0	100.00
13	OCEAN VIEW (SA)	\$0	\$0	\$0	1,894	\$24,024.9	\$9,070	4.867	0.000	\$0	100.00
14	OTHER SA	\$0	\$0	\$0	372	\$79,121.5	\$8,301	0.525	0.000	\$0	100.00
TOTAL				\$8,378,557							
15	BRISTOL BAY BOROUGH (AW)	\$24,000	\$8,370	\$32,370	1,311	\$22,691.7	\$8,189	6.156	0.000	\$244,042	126.25
16	SOUTH NAKNEK SA	\$0	\$0	\$0	175	\$46,446.7	\$8,189	1.476	0.000	\$0	126.25
TOTAL				\$32,370							
17	FAIRBANKS BOROUGH (AW)	\$1,087,619	\$113,018	\$1,200,637	60,227	\$26,387.4	\$10,699	1.198	1.440	\$3,539,877	115.00
18	BALLATNE LAKE (SA)	\$0	\$0	\$0	168	\$9,268.1	\$10,699	0.816	0.000	\$0	115.00
19	DIANE (SA)	\$0	\$0	\$0	66	\$14,424.2	\$10,699	1.228	0.000	\$0	115.00
20	WILDVIEW ACRES (SA)	\$0	\$0	\$0	77	\$19,100.5	\$10,699	0.820	0.000	\$0	115.00
21	SMITH RANCH (SA)	\$0	\$0	\$0	438	\$10,798.2	\$10,699	1.634	0.000	\$0	115.00
22	ENGINEER CREEK (SA)	\$0	\$0	\$0	144	\$10,853.4	\$10,699	1.642	0.000	\$0	115.00
23	ESTER LUMP (SA)	\$0	\$0	\$0	10	\$123,241.5	\$10,699	2.046	0.000	\$0	115.00
24	NORTH STAR F.P. (SA)	\$0	\$0	\$0	6,500	\$20,632.4	\$10,699	0.876	0.000	\$0	115.00
25	BECKER RIDGE (SA)	\$0	\$0	\$0	108	\$60,692.8	\$10,699	2.356	0.000	\$0	115.00
26	FAIRBANKS (CITY)	\$753,172	\$512,634	\$1,265,807	30,462	\$17,801.2	\$12,150	6.941	3.000	\$2,496,476	115.00
27	NORTH POLE (CITY)	\$11,398	\$18,492	\$29,890	461	\$32,806.0	\$6,681	4.366	3.000	\$138,907	115.00
TOTAL				\$2,496,336							
28	HAINES BOROUGH	\$0	\$0	\$0	1,924	\$17,879.5	\$6,612	1.421	0.000	\$0	107.50
29	HAINES (CITY)	\$49,193	\$16,528	\$65,721	1,366	\$14,312.9	\$6,034	7.623	3.000	\$109,269	107.50
TOTAL				\$65,721							
30	JUNEAU (AW)	\$542,032	\$209,030	\$751,062	20,465	\$17,813.8	\$9,436	8.627	0.000	\$0	100.00
31	JUNEAU SA1	\$0	\$0	\$0	7,259	\$18,593.3	\$9,436	2.786	2.000	\$1,233,001	100.00
32	JUNEAU SA2	\$0	\$0	\$0	1,606	\$11,594.9	\$9,436	1.218	2.000	\$76,877	100.00
33	JUNEAU SA3	\$0	\$0	\$0	197	\$38,352.9	\$9,436	0.793	0.000	\$0	100.00
34	JUNEAU SA4	\$0	\$0	\$0	1,370	\$26,653.4	\$9,436	2.886	0.000	\$0	100.00
35	JUNEAU SA5	\$0	\$0	\$0	8,369	\$15,397.8	\$9,436	2.350	0.000	\$0	100.00
36	JUNEAU SA6	\$0	\$0	\$0	719	\$16,515.9	\$9,436	1.892	0.000	\$0	100.00
37	JUNEAU SA7	\$0	\$0	\$0	427	\$21,549.0	\$9,436	1.416	0.000	\$0	100.00
38	JUNEAU SA8	\$0	\$0	\$0	518	\$32,735.5	\$9,436	1.309	0.000	\$0	100.00
TOTAL				\$751,062							
39	KENAI BOROUGH (AW)	\$155,615	\$314,975	\$470,590	24,611	\$50,351.2	\$7,500	0.000	0.000	\$0	107.50

40	CENTRAL HOSPITAL (SA)	\$0	\$0	\$0	14,100	\$8,948.4	\$7,500	0.190	0.000	\$0	107.50
41	SOUTH HOSPITAL (SA)	\$0	\$0	\$0	5,300	\$16,298.5	\$7,500	2.027	0.000	\$0	107.50
42	NORTH KENAI FIRE (SA)	\$0	\$0	\$0	3,512	\$102,691.8	\$7,500	5.452	0.000	\$0	107.50
43	NORTH KENAI REC (SA)	\$0	\$0	\$0	3,995	\$106,408.3	\$7,500	0.849	0.000	\$0	107.50
44	BEAR CREEK FIRE (SA)	\$0	\$0	\$0	675	\$9,472.8	\$7,500	5.433	0.000	\$0	107.50
45	HOMER (CITY)	\$61,020	\$13,754	\$74,774	1,802	\$23,817.0	\$7,965	11.260	2.000	\$246,479	107.50
46	KACHEMAK (CITY)	\$0	\$0	\$0	151	\$34,371.2	\$4,273	1.750	0.000	\$0	107.50
47	KENAI (CITY)	\$181,638	\$64,451	\$246,090	5,364	\$15,879.6	\$7,610	14.588	3.000	\$677,353	107.50
48	SELDOVIA (CITY)	\$16,118	\$10,013	\$26,132	612	\$11,001.7	\$8,003	14.482	2.000	\$17,436	107.50
49	SEWARD (CITY)	\$72,273	\$24,260	\$96,533	2,279	\$12,360.8	\$8,177	17.585	0.000	\$0	107.50
50	SOLDOTNA (CITY)	\$87,568	\$39,135	\$126,703	2,586	\$16,765.8	\$7,443	10.244	2.000	\$323,894	107.50

TOTAL \$1,040,825

51	KETCHIKAN BOROUGH (AW)	\$84,555	\$0	\$84,555	11,490	\$23,581.9	\$6,658	4.551	1.500	\$931,963	100.00
52	SHORELINE (SA)	\$0	\$0	\$0	550	\$13,442.0	\$6,658	1.005	0.000	\$0	100.00
53	KETCHIKAN (CITY)	\$233,876	\$159,756	\$393,632	7,928	\$19,614.0	\$6,493	9.670	2.500	\$1,384,350	100.00
54	SAXMAN (CITY)	\$3,944	\$4,350	\$8,294	272	\$15,000.0 (EST)	\$3,900	0.000	0.000	\$0	100.00

TOTAL \$486,481

55	KODIAK BOROUGH (AW)	\$40,841	\$166,949	\$207,791	7,901	\$34,905.3	\$8,565	1.838	0.000	\$0	107.50
56	FIRE DISTRICT (SA)	\$0	\$0	\$0	1,546	\$11,879.8	\$8,565	2.315	0.000	\$0	107.50
57	ROAD DISTRICT (SA)	\$0	\$0	\$0	312	\$13,076.9	\$8,565	0.646	0.000	\$0	107.50
58	KODIAK (CITY)	\$167,958	\$23,026	\$190,984	4,960	\$28,589.2	\$9,461	8.198	2.000	\$857,087	107.50
59	AKHIOK (CITY)	\$0	\$0	\$0	102	\$5,000.0 (EST)	\$3,691	0.000	0.000	\$0	107.50
60	LARSEN BAY (CITY)	\$1,841	\$0	\$1,841	137	\$10,000.0 (EST)	\$7,068	0.000	0.000	\$0	107.50
61	OLD HARBOR (CITY)	\$11,073	\$6,208	\$17,281	327	\$10,000.0 (EST)	\$3,880	0.000	0.000	\$0	107.50
62	DUZINKIE (CITY)	\$2,284	\$0	\$2,284	170	\$5,000.0 (EST)	\$4,523	0.000	3.000	\$5,512	107.50
63	PORT LIONS (CITY)	\$7,199	\$3,934	\$11,133	227	\$10,000.0 (EST)	\$7,787	0.000	0.000	\$0	107.50

TOTAL \$431,316

64	MAT-SU BOROUGH (AW)	\$162,183	\$133,790	\$295,973	16,724	\$33,042.4	\$5,661	3.125	0.000	\$0	103.75
65	WASILLA F(1,8,9,10,11)	\$0	\$0	\$0	4,908	\$17,096.3	\$5,661	0.777	0.000	\$0	103.75
66	BUTTE FIRE (SA)	\$0	\$0	\$0	1,818	\$17,573.3	\$5,661	0.592	0.000	\$0	103.75
67	SUTTON FIRE (SA)	\$0	\$0	\$0	594	\$8,223.5	\$5,661	1.716	0.000	\$0	103.75
68	OTHER AREA (SA)	\$0	\$0	\$0	12,924	\$25,783.3	\$5,661	0.179	0.000	\$0	103.75
69	TALKEETNA FLOOD (SA)	\$0	\$0	\$0	223	\$10,738.3	\$5,661	1.992	0.000	\$0	103.75
70	GARDEN TERRACE (SA)	\$0	\$0	\$0	57	\$21,795.3	\$5,661	3.083	0.000	\$0	103.75
71	HOUSTON (CITY)	\$4,863	\$36,494	\$41,357	375	\$36,299.8	\$3,821	0.000	0.000	\$0	103.75
72	PALMER (CITY)	\$60,754	\$26,222	\$86,977	1,859	\$19,296.5	\$6,030	4.250	2.000	\$311,756	103.75
73	WASILLA (CITY)	\$8,123	\$65,813	\$73,937	1,566	\$23,326.7	\$5,621	0.000	0.000	\$0	103.75

TOTAL \$498,246

74	NORTH SLOPE BOROUGH (AW)	\$242,682	\$65,510	\$308,193	9,139	\$390,582.5	\$4,361	5.550	0.000	\$393,766	133.75
75	ANAKTUVUK PASS (CITY)	\$0	\$0	\$0	150	\$3,500.0 (EST)	\$1,106	0.000	0.000	\$0	133.75
76	BARROW (CITY)	\$38,553	\$0	\$38,553	2,306	\$7,000.0 (EST)	\$2,817	0.000	3.000	\$215,000	133.75
77	KAKTOVIK (CITY)	\$2,057	\$0	\$2,057	123	\$3,500.0 (EST)	\$6,173	0.000	0.000	\$0	133.75
78	NUIGSUT (CITY)	\$0	\$0	\$0	152	\$3,500.0 (EST)	\$1,110	0.000	0.000	\$0	133.75
79	POINT HOPE (CITY)	\$0	\$0	\$0	384	\$3,500.0 (EST)	\$2,310	0.000	3.000	\$9,000	133.75
80	WAINWRIGHT (CITY)	\$0	\$0	\$0	341	\$3,500.0 (EST)	\$1,909	0.000	3.000	\$9,000	133.75

TOTAL \$348,803

81	SITKA BOROUGH	\$250,011	\$133,982	\$383,994	7,650	\$23,482.9	\$8,178	2.104	2.000	\$694,624	103.75
----	---------------	-----------	-----------	-----------	-------	------------	---------	-------	-------	-----------	--------

FIRST CLASS CITIES

82	CORDOVA	\$92,691	\$119,038	\$211,729	2,406	\$13,735.5	\$7,629	8.515	3.000	\$398,062	115.00
83	CRAIG	\$15,645	\$10,405	\$26,050	467	\$11,339.7	\$6,606	5.839	3.000	\$46,515	100.00
84	DILLINGHAM	\$53,671	\$7,082	\$60,754	1,269	\$13,507.4	\$10,220	15.122	2.600	\$177,859	126.25
85	GALENA	\$22,365	\$19,134	\$41,499	631	\$4,232.6	\$5,871	0.000	2.600	\$7,458	133.75
86	HOONAH	\$28,715	\$0	\$28,715	848	\$6,288.7	\$3,732	0.000	3.000	\$46,000	107.50
87	HYDABURG	\$7,410	\$7,240	\$14,650	380	\$3,785.3	\$1,922	0.000	2.900	\$23,000	100.00
88	KAKE	\$18,668	\$1,587	\$20,256	679	\$3,526.8	\$2,686	0.000	0.270	\$2,736	103.75

89 KING COVE	\$18,223	\$5,050	\$21,273	408	\$7,018.7	\$4,588	2.000	0.270	\$8,355	126.25
90 KILWOCK	\$7,914	\$6,535	\$14,449	323	\$3,176.0	\$3,230	0.000	1.540	\$3,500	100.00
91 NENANA	\$19,981	\$20,982	\$40,963	521	\$10,900.6	\$5,477	9.160	1.360	\$34,631	130.00
92 NOME	\$93,012	\$190,119	\$283,132	2,585	\$13,055.2	\$10,301	17.393	2.460	\$331,000	126.25
93 PELICAN	\$3,543	\$6,073	\$9,616	169	\$27,451.3	\$3,543	3.201	2.600	\$46,000	107.50
94 PETERSBURG	\$69,480	\$100,115	\$169,595	2,126	\$16,015.1	\$7,683	12.817	0.070	\$41,928	103.75
95 SAINT MARY'S	\$16,994	\$5,200	\$22,194	415	\$3,409.6	\$1,496	0.000	0.000	\$0	130.00
96 SKAGWAY	\$28,918	\$19,618	\$48,537	854	\$34,953.4	\$8,834	9.409	1.800	\$101,577	107.50
97 UNALASKA	\$17,062	\$85,382	\$102,445	510	\$32,493.2	\$8,491	9.590	0.760	\$354,846	126.25

98 VALDEZ	\$297,683	\$119,481	\$417,165	7,483	\$161,908.5	\$16,785	4.436	0.000	\$0	118.75
99 ZONE I	\$0	\$0	\$0	6,683	\$10,436.7	\$16,785	1.887	0.000	\$0	118.75
100 ZONE II	\$0	\$0	\$0	700	\$35,421.8	\$16,785	0.577	0.000	\$0	118.75

TOTAL \$1,099,693

101 WRANGELL	\$109,551	\$99,458	\$209,010	3,152	\$11,928.8	\$7,470	5.877	2.556	\$349,974	103.75
102 ZONE II	\$0	\$0	\$0	797	\$11,747.6	\$7,470	2.028	0.000	\$0	103.75
103 ZONE III	\$0	\$0	\$0	100	\$33,298.7	\$7,470	4.114	0.000	\$0	103.75
104 ZONE IV	\$0	\$0	\$0	2,250	\$11,030.5	\$7,470	5.403	0.000	\$0	103.75

TOTAL \$209,010

105 YAKUTAT	\$0	\$0	\$0	442	\$22,962.1	\$4,034	11.600	1.860	\$46,352	107.50
-------------	-----	-----	-----	-----	------------	---------	--------	-------	----------	--------

SECOND CLASS CITIES

106 AKIACHAK	\$11,274	\$19,630	\$30,904	354	\$9,600.0 (EST)	\$2,554	0.000	0.000	\$0	130.00
107 AKIAK	\$1,072	\$0	\$1,072	165	\$9,600.0 (EST)	\$2,207	0.000	0.000	\$0	130.00
108 AKOLMIUT	\$19,364	\$62,757	\$82,122	608	\$9,600.0 (EST)	\$2,599	0.000	1.000	\$3,179	130.00
109 ALAKANUK	\$16,785	\$12,480	\$29,265	527	\$9,600.0 (EST)	\$1,292	0.000	1.000	\$6,641	130.00
110 ALEKNAGIK	\$0	\$0	\$0	227	\$9,600.0 (EST)	\$2,453	0.000	0.000	\$0	126.25
111 ALLAKAKET	\$2,741	\$0	\$2,741	164	\$9,600.0 (EST)	\$2,801	0.000	0.000	\$0	133.75
112 AMBLER	\$7,691	\$14,839	\$22,531	217	\$9,600.0 (EST)	\$2,449	0.000	2.000	\$1,907	133.75
113 ANDERSON	\$18,544	\$13,004	\$31,548	470	\$9,600.0 (EST)	\$7,060	0.000	3.000	\$10,108	133.75
114 ANGOON	\$9,975	\$8,061	\$18,036	287	\$9,600.0 (EST)	\$1,689	0.000	2.000	\$7,777	103.75
115 ANIAK	\$10,584	\$13,575	\$24,160	323	\$9,600.0 (EST)	\$1,297	0.000	0.000	\$0	133.75
116 ANVIK	\$0	\$0	\$0	87	\$9,600.0 (EST)	\$1,368	0.000	0.000	\$0	133.75
117 ATMAUTLUAK	\$5,383	\$5,200	\$10,583	169	\$9,600.0 (EST)	\$3,503	0.000	0.000	\$0	130.00
118 BETHEL	\$148,462	\$116,025	\$264,487	3,409	\$10,000.0 (EST)	\$10,419	0.000	3.000	\$430,000	130.00
119 BREVIG MISSION	\$2,954	\$5,580	\$8,534	120	\$9,600.0 (EST)	\$2,926	0.000	3.000	\$0	126.25
120 BUCKLAND	\$0	\$0	\$0	172	\$9,600.0 (EST)	\$2,942	0.000	2.000	\$3,300	133.75
121 CHEFORNAK	\$1,872	\$0	\$1,872	192	\$9,600.0 (EST)	\$4,482	0.000	0.000	\$0	130.00
122 CHEVAK	\$9,878	\$0	\$9,878	447	\$9,600.0 (EST)	\$2,205	0.000	2.000	\$8,000	130.00
123 CHUATHBALUK	\$3,866	\$5,350	\$9,216	118	\$9,600.0 (EST)	\$1,131	0.000	0.000	\$0	133.75
124 CLARK'S POINT	\$0	\$0	\$0	98	\$9,600.0 (EST)	\$10,459	0.000	0.000	\$0	126.25
125 DEERING	\$3,276	\$5,350	\$8,626	100	\$9,600.0 (EST)	\$5,292	0.000	3.000	\$3,393	133.75
126 DELTA JUNCTION	\$12,822	\$18,779	\$31,602	892	\$60,000.0 (EST)	\$6,461	0.000	0.000	\$0	115.00
127 DIOMEDE	\$1,278	\$5,050	\$6,328	135	\$9,600.0 (EST)	\$3,885	0.000	0.000	\$0	126.25
128 EAGLE	\$833	\$4,071	\$4,904	145	\$9,746.6	\$2,673	2.217	0.000	\$0	115.00
129 EEK	\$6,211	\$0	\$6,211	195	\$9,600.0 (EST)	\$2,811	0.000	2.000	\$3,000	130.00
130 EKWOK	\$0	\$0	\$0	109	\$9,600.0 (EST)	\$4,163	0.000	0.000	\$0	126.25
131 ELIM	\$6,859	\$5,050	\$11,909	205	\$9,600.0 (EST)	\$4,128	0.000	2.000	\$3,778	126.25
132 EMMONAK	\$12,044	\$4,699	\$16,744	545	\$9,600.0 (EST)	\$1,053	0.000	2.000	\$23,335	130.00
133 FORT YUKON	\$22,578	\$30,856	\$53,434	637	\$9,600.0 (EST)	\$4,828	0.000	3.000	\$51,000	133.75
134 FORTUNA LEDGE	\$5,070	\$5,200	\$10,270	200	\$9,600.0 (EST)	\$2,048	0.000	0.000	\$0	130.00
135 GAMBELL	\$6,241	\$0	\$6,241	412	\$9,600.0 (EST)	\$3,976	0.000	3.000	\$10,608	126.25
136 GDLOVIN	\$0	\$0	\$0	118	\$9,600.0 (EST)	\$3,409	0.000	0.000	\$0	126.25
137 GOODNEWS BAY	\$4,674	\$0	\$4,674	248	\$9,600.0 (EST)	\$3,812	0.000	3.000	\$2,966	130.00
138 GRAYLING	\$2,402	\$0	\$2,402	167	\$9,600.0 (EST)	\$1,602	0.000	0.000	\$0	133.75
139 HOLY CROSS	\$4,111	\$13,375	\$17,486	212	\$9,600.0 (EST)	\$1,069	0.000	0.000	\$0	133.75
140 HOOPER BAY	\$0	\$0	\$0	590	\$9,600.0 (EST)	\$1,905	0.000	2.000	\$14,323	130.00
141 HUGHES	\$1,638	\$0	\$1,638	98	\$9,600.0 (EST)	\$2,815	0.000	0.000	\$0	133.75
142 HUSLIA	\$4,189	\$36,587	\$40,776	216	\$9,600.0 (EST)	\$1,936	0.000	0.000	\$0	133.75
143 KALTAG	\$4,654	\$2,226	\$6,881	240	\$9,600.0 (EST)	\$2,214	0.000	0.000	\$0	133.75
144 KASAAN	\$475	\$4,000	\$4,475	38	\$9,600.0 (EST)	\$6,339	0.000	0.000	\$0	100.00
145 KIANA	\$7,139	\$10,405	\$17,545	314	\$9,600.0 (EST)	\$4,094	0.000	0.000	\$0	133.75

147	KOBUK	\$601	\$5,350	\$5,951	60	\$9,600.0 (EST)	\$2,749	0.000	0.000	\$0	133.75
148	KOTLIK	\$6,276	\$5,200	\$11,476	284	\$9,600.0 (EST)	\$1,235	0.000	2.000	\$5,300	130.00
149	KOTZEMUE	\$113,180	\$3,183	\$116,363	2,526	\$10,000.0 (EST)	\$7,524	0.000	3.000	\$292,664	133.75
150	KOYUK	\$4,949	\$5,050	\$9,999	160	\$9,600.0 (EST)	\$2,118	0.000	2.000	\$515	126.25
151	KOYUKUK	\$829	\$5,350	\$6,179	124	\$9,600.0 (EST)	\$6,380	0.000	0.000	\$0	133.75
152	KUPREANOF	\$0	\$0	\$0	42	\$9,600.0 (EST)	\$7,154	0.000	0.000	\$0	103.75
153	KWETHLUK	\$11,255	\$5,200	\$16,455	444	\$9,600.0 (EST)	\$2,457	0.000	0.000	\$0	130.00
154	LOWER KALSKAG	\$6,912	\$5,350	\$12,262	195	\$9,600.0 (EST)	\$1,007	0.000	0.000	\$0	133.75
155	MANDOKOTAK	\$5,539	\$0	\$5,539	225	\$9,600.0 (EST)	\$2,540	0.000	2.000	\$1,947	126.25
156	MCGRATH	\$9,699	\$11,816	\$21,516	296	\$9,600.0 (EST)	\$5,445	0.000	0.000	\$0	133.75
157	MEKORYUK	\$6,338	\$5,200	\$11,538	184	\$9,600.0 (EST)	\$3,766	0.000	2.000	\$2,275	130.00
158	MOUNTAIN VILLAGE	\$17,673	\$5,200	\$22,873	513	\$9,600.0 (EST)	\$2,059	0.000	2.000	\$23,638	130.00
159	NAPAKIAK	\$8,790	\$10,036	\$18,826	276	\$9,600.0 (EST)	\$4,856	0.000	2.000	\$17,604	130.00
160	NAPASKIAK	\$5,323	\$0	\$5,323	210	\$9,600.0 (EST)	\$5,969	0.000	0.000	\$0	130.00
161	NEWHALEN	\$0	\$0	\$0	89	\$9,600.0 (EST)	\$5,865	0.000	0.000	\$0	126.25
162	NEW STUYAHOK	\$0	\$0	\$0	230	\$9,600.0 (EST)	\$1,729	0.000	0.000	\$0	126.25
163	NEWTOK	\$0	\$0	\$0	124	\$9,600.0 (EST)	\$4,025	0.000	0.000	\$0	130.00
164	NIGHTMUTE	\$799	\$0	\$799	123	\$9,600.0 (EST)	\$3,046	0.000	2.000	\$3,000	130.00
165	NIKOLAI	\$568	\$7,195	\$7,764	85	\$9,600.0 (EST)	\$1,268	0.000	0.000	\$0	133.75
166	NONDALTON	\$0	\$0	\$0	226	\$9,600.0 (EST)	\$4,318	0.000	0.000	\$0	126.25
167	NOORVIK	\$18,679	\$9,763	\$28,443	527	\$9,600.0 (EST)	\$3,886	0.000	2.000	\$11,458	133.75
168	NULATO	\$2,213	\$8,225	\$10,439	331	\$9,600.0 (EST)	\$3,281	0.000	0.000	\$0	133.75
169	PILOT STATION	\$10,370	\$1,950	\$12,320	301	\$9,600.0 (EST)	\$1,093	0.000	1.000	\$743	130.00
170	PLATINUM	\$1,879	\$0	\$1,879	59	\$9,600.0 (EST)	\$6,000	0.000	0.000	\$0	130.00
171	PORT ALEXANDER	\$661	\$0	\$661	51	\$9,600.0 (EST)	\$9,824	0.000	2.000	\$1,237	103.75
172	PORT HEIDEN	\$1,405	\$50,373	\$51,778	89	\$9,600.0 (EST)	\$4,065	0.000	0.000	\$0	126.25
173	QUINHAGAK	\$10,013	\$5,512	\$15,525	395	\$9,600.0 (EST)	\$3,387	0.000	1.000	\$3,936	130.00
174	RUBY	\$3,662	\$0	\$3,662	219	\$9,600.0 (EST)	\$3,996	0.000	0.000	\$0	133.75
175	RUSSIAN MISSION	\$410	\$1,716	\$2,126	158	\$9,600.0 (EST)	\$8,161	0.000	0.000	\$0	130.00
176	SAINT MICHAEL	\$5,071	\$5,050	\$10,121	206	\$9,600.0 (EST)	\$3,784	0.000	2.000	\$0	126.25
177	SAINT PAUL	\$16,411	\$68,999	\$85,410	550	\$9,600.0 (EST)	\$6,548	0.000	3.000	\$30,369	126.25
178	SAND POINT	\$14,766	\$25,691	\$40,458	544	\$10,000.0 (EST)	\$12,136	0.000	3.000	\$67,413	126.25
179	SAVOONGA	\$12,651	\$5,050	\$17,701	409	\$9,600.0 (EST)	\$4,299	0.000	2.000	\$2,561	126.25
180	SCAMMON BAY	\$6,147	\$0	\$6,147	193	\$9,600.0 (EST)	\$1,336	0.000	2.000	\$2,636	130.00
181	SELAWIK	\$17,073	\$0	\$17,073	521	\$2,399.9	\$3,312	0.000	3.000	\$15,662	133.75
182	SHAGELUK	\$2,826	\$12,070	\$14,897	169	\$9,600.0 (EST)	\$1,778	0.000	0.000	\$0	133.75
183	SHAKTOOLIK	\$0	\$0	\$0	160	\$9,600.0 (EST)	\$3,087	0.000	2.000	\$1,404	126.25
184	SHELDON POINT	\$0	\$0	\$0	136	\$9,600.0 (EST)	\$975	0.000	0.000	\$0	130.00
185	SHISHMAREF	\$10,906	\$8,534	\$19,441	326	\$9,600.0 (EST)	\$3,282	0.000	1.000	\$6,835	126.25
186	SHUNGNAC	\$4,138	\$5,350	\$9,488	182	\$9,600.0 (EST)	\$3,932	0.000	2.000	\$3,816	133.75
187	STEBBINS	\$9,217	\$0	\$9,217	298	\$9,600.0 (EST)	\$3,162	0.000	2.000	\$2,963	126.25
188	TANANA	\$3,337	\$22,169	\$25,506	499	\$9,600.0 (EST)	\$7,534	0.000	1.000	\$7,716	133.75
189	TELLER	\$4,700	\$10,144	\$14,844	219	\$9,600.0 (EST)	\$2,845	0.000	3.000	\$2,292	126.25
190	TENAKEE SPRINGS	\$4,575	\$1,556	\$6,131	140	\$9,600.0 (EST)	\$1,703	0.000	0.000	\$0	103.75
191	TODGIAC	\$10,315	\$0	\$10,315	419	\$9,600.0 (EST)	\$3,114	0.000	2.000	\$11,467	126.25
192	TOKSOO BAY	\$10,921	\$5,200	\$16,121	317	\$9,600.0 (EST)	\$1,883	0.000	2.000	\$6,598	130.00
193	TULUKS	\$0	\$0	\$0	202	\$9,600.0 (EST)	\$4,241	0.000	0.000	\$0	130.00
194	TUNUNAK	\$7,580	\$5,200	\$12,780	299	\$9,600.0 (EST)	\$2,878	0.000	2.000	\$1,503	130.00
195	UNALAKLEET	\$11,135	\$22,510	\$33,645	630	\$9,600.0 (EST)	\$5,512	0.000	0.000	\$0	126.25
196	UPPER KALSKAG	\$2,741	\$0	\$2,741	164	\$9,600.0 (EST)	\$932	0.000	0.000	\$0	133.75
197	WALES	\$0	\$0	\$0	109	\$9,600.0 (EST)	\$3,431	0.000	1.000	\$938	126.25
198	WHITE MOUNTAIN	\$0	\$0	\$0	98	\$9,600.0 (EST)	\$3,131	0.000	1.000	\$0	126.25
199	WHITTIER	\$11,249	\$22,712	\$33,961	292	\$12,000.0 (EST)	\$13,475	0.000	3.000	\$18,000	115.00
200	EXT FIRE AREAS	\$0	\$66,341	\$66,341	1	\$1.0	\$1	0.000	0.000	\$0	100.00
TOTALS											
		\$11,583,955	\$6,737,139	\$18,321,095							

Alaska
MUNICIPAL
League

TELEPHONES
(907) 586-1325
586-6526

204 N. FRANKLIN ST.
JUNEAU, ALASKA 99801

April 26, 1978

Representative Lisa Rudd, Chair
House Community and Regional Affairs Committee
Pouch V
Juneau, Alaska 99811

Dear Representative Rudd:


On Wednesday, April 19, the Board of Directors of the Alaska Municipal League voted unanimously, by telephone, in support of the concept embodied in HB 843. However, there was no support for its passage this year.

It was felt there were too many variables which would require further study by the municipalities to determine the long term effect. It would be our hope that the time between now and the next session will provide us ample opportunity to get behind a bill like HB 843.

On this same subject, I am attaching a copy of a notice sent to all our members after conversations with Annette Smith.

Thank you for this opportunity to comment.

Regards,


Jim Rolle
Executive Director

cc: Board of Directors
Legislative Committee



ALASKA MUNICIPAL LEAGUE

204 N. Franklin St. Juneau, Alaska 99801 (907) 586-1325

APRIL 26, 1978

BULLETIN # 78-31

TO: ALL MUNICIPAL MEMBERS

RE: HB 843

Representative Lisa Rudd, Chairman of the House CRA Committee will be holding a workshop on HB 843, Monday, May 8, at 9:00 am in the Governor's Conference Room.

The purpose of the workshop will be to open discussion on the bill so that more understanding can be had in addition to the pros and cons.

Everyone is welcome. If you have any questions, please feel free to call.

Jim Rolle
Executive Director

STATE OF ALASKA

JAY S. HAMMOND, GOVERNOR

DEPT. OF COMMUNITY & REGIONAL AFFAIRS

DIVISION OF LOCAL GOVERNMENT ASSISTANCE

POUCH B - JUNEAU 99811

April 5, 1978

The Honorable Lisa Rudd, Chair
House Community and Regional
Affairs Committee
Pouch V
Juneau, Alaska 99811

Dear Representative ^{Lisa}Rudd:

Re: HB 843

You have asked for our opinion concerning the ways in which a Municipality may unduly benefit from the proposed revenue sharing bill (HB 843). The Department analysis of the bill (contained in the 14 March 1978 letter to you) explains very briefly some of the problem areas of the bill. In addition to that letter, Local Government Specialist Bruce Aronson of the Department offers the following comments concerning the ways in which municipalities may manipulate the proposed statute to their own best interest.

1. Enterprise activities (utilities, small boat harbors, etc.) should not be included in the formula. In other words, any sales and/or property taxes levied to support enterprise activities should be excluded from the tax rates. If this is not done, the tax rates might be unfairly inflated, and utility fees would be reduced. The State of Alaska would, in effect, support an activity that should be self-supporting.

2. Since the categories of roads, ice roads, and health services and facilities are retained in the legislation, it hardly seems appropriate to include any locally generated taxes, used to fund these services, under Ch. 88 of the bill. A gross example of this type of situation would be a single purpose service area created for road maintenance being eligible under Ch. 88 of the bill for the basic local tax effort formula funds, and also receiving \$1,500 per mile for roads maintained. This dual eligibility would seem to be necessary.

3. A simple and rational approach to establish assessed valuations per capita for second class cities in the unorganized borough would

Page two
The Honorable Lisa Rudd
April 5, 1978

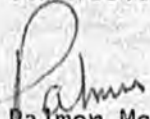
benefit by a low assessed value per capita number. Our earlier suggestion of averaging the per capita assessed value of municipalities of population less than 750 located in the unorganized borough is still one available alternative.

4. HB 843 arbitrarily multiplies the sales tax rate times 2.3 and adds in the property tax rate (in mills). It would be to any municipality's advantage to analyze the "rate of return" to the municipality under its current tax rates. By altering the sales and property tax rates (and assuming total local revenue is constant) a municipality may be able to gain slightly. A "cure-all" to this problem would be to add all locally collected taxes and divide by the revenue generated from one mill property tax. This new number would be the "millage equivalent". By doing the above, a municipality would not tinker with local tax rates to gain some additional State shared wealth.

5. If a municipality has no local retail stores, and/or property that could be taxed (utilizing a property tax) it would be to the municipality's advantage to "raise" local "taxes" until the maximum local effort factor has reached (25). One estimate by Legislative Affairs indicates that in a small rural city, the local effort factor is reached when a 1½% sales tax is levied. No additional benefit occurs when the number 25 is reached.

Sincerely,

Lee McAnerney
Commissioner

by: 
Palmer McCarter
Director

PMc:pc

Municipality
of
Anchorage



POUCH 6-650
ANCHORAGE, ALASKA 99502
(907) 274-2525

GEORGE M. SULLIVAN,
MAYOR

OFFICE OF THE MUNICIPAL ATTORNEY

April 6, 1978

Representative Lisa Rudd
Chairperson, House Community
& Regional Affairs Committee
Pouch V
Juneau, Alaska 99811

*Terry - We have received a
number of requests for help
in thinking about an interim
committee. Any suggestions?
Pls. return letter
Lisa*

Dear Representative Rudd:

The purpose of this letter is to inform your Committee that the Municipal Administration has reviewed HB 843 and would object to further action on this legislation until all affected local governments have been able to thoroughly assess the strengths and weaknesses of the proposed new revenue sharing formula.

The assumption behind HB 843 as the bill is presently drafted appears to be that some municipalities are not receiving a fair share of revenue sharing funds, and, conversely, that other local governments are receiving a disproportionate amount of available dollars to which they are not equitably entitled. Although the first portion of this assumption may be correct, the Anchorage Administration objects strongly to the implication that the Municipality is receiving more under the present revenue sharing program than it should equitably receive. Our calculations indicate that, at present, Anchorage receives approximately 46% of state revenue sharing funds. With approximately 50% of the state's population, the present program is, if anything, slightly inequitable on a per capita basis for Anchorage taxpayers. Under the proposal advanced in HB 843, the percentage of revenue sharing funds for Anchorage would decline to only 40%. Although there may be merit in providing increased assistance to municipalities with a relatively small tax base resource, it seems difficult to justify taking funds from Anchorage that will, in essence, need to be replaced by Anchorage taxpayers. The Committee is, of course, well aware that the existing revenue sharing program has been under funded in recent years. If a need is felt to provide increased assistance to some municipalities, a strong statement from the Legislature calling for 100% funding of the present program would be an appropriate beginning.

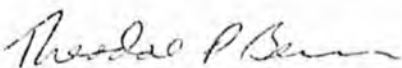
Rep. Lisa Rudd
April 6, 1978
Page 2

Another possible problem with the proposed formula contained in HB 843 is that it would tie a municipality's position in the revenue sharing pool to statewide variables such as statewide assessed value that are largely beyond its control. For example, a major resource development project that might alter variables such as statewide per capita income and assessed value could affect the revenue sharing entitlements of local governments without regard to changes in need for those municipalities. Under HB 843, it is difficult for a municipality to project what its revenue sharing entitlement might be two or three years in the future.

Although Anchorage does not oppose the concept of a new approach to revenue sharing, the formula proposed in HB 843 would so radically depart from the present system and would have such major impacts on local governments, that it should not be adopted without thorough review and input from both small and large municipalities. For example, Anchorage would like to be presented with a series of printouts similar to those accompanying HB 843 showing the relative position of the Municipality under a variety of realistic assumptions about future statewide assessed value and per capita income. Perhaps a study committee consisting of legislators, representatives from the state administration and local governments could study the proposal prior to the commencement of the next Legislature and could respond with recommendations for a new approach to revenue sharing that would be equitable for all parties concerned.

I appreciate the opportunity to comment on this legislation. If the Committee has any questions concerning the above, please contact me at 264-4237.

DEPARTMENT OF LAW



Theodore D. Berns
Municipal Attorney

TDB:gml

Municipality of Anchorage

MEMORANDUM

DATE: March 9, 1978

TO: Ted Berns, Municipal Attorney

FROM: Larry D. Crawford, Director, OMB *LDC*

SUBJECT: House Bill NO. 843

The following comments are offered regarding House Bill No. 843 providing for "equalization of the tax resources of municipalities and continuing a portion of the program of state aid for municipal purposes." Comments from the Finance Department have been incorporated in this memorandum.

GENERAL

Under HB 843, Sections 43.18.010-43.18.050 of the present statutes are repealed. These sections provide the authority for current state-shared revenues. In lieu of this, new Chapters 88 and 89 have been added to Section 29 of the statutes. Chapter 88 deals with a new source of revenue called an "Equalization Entitlement." Chapter 89 provides for the continuation of a portion of the state-shared revenues formerly authorized in Section 43. Exhibit A is a copy of HB No. 843; Exhibit B is a copy of the present statutes authorizing state-shared revenues.

Exhibit C is an analysis of HB 843 prepared by the State Legislative Affairs Agency and contains an attachment (Exhibit D) demonstrating the comparative revenue distribution under current law and HB 843.

A review of HB 843 reveals it to be ambiguous in certain cases as well as presenting redistribution of income approach to state revenue sharing. On the basis of the information made available to us, it appears to be detrimental to the Municipality of Anchorage.

AMBIGUITIES

Many of the ambiguities in HB 843 have been clarified by the analysis contained in Exhibit C. However, some problems remain.

1. Two sections (Sec 29.88.055 & 29.73.060) refer to "fiscal year" without indicating whose fiscal year -- the state or local. Complex calculations will be required because of the different fiscal year periods regardless of which year is implied.
2. Section 29.88.030 would lead one to believe that two series of computations would have to be made for the Municipality of Anchorage -- one for service areas and another for taxing districts. However, the computations in Exhibit D are based on taxing districts.
3. Exhibit C (page 6) states that in the equalization entitlement, the property tax mill rates and sales tax per cent rates are to be converted to mill equivalents. Where is this so stated in the bill? By converting both factors to mill equivalents, a disproportionate emphasis is placed on the sales tax.
4. In order to determine the equalization entitlement in Exhibit D, the products of the formula in HB 843 have been multiplied by a factor of 2.983535316 -- what

authorizes such a factor? Without the factor, the equalization entitlement per the formula would have been only \$6.1 million. With the factor it becomes \$18.3 million.

APPROACH TO STATE REVENUE SHARING

HB 843 presents a redistribution of income approach to the concept of state-shared revenues. The title of the new item of revenue - - - "Equalization Entitlement" - - - provides an insight in itself. The stated purpose of the bill is "to assure that no municipality suffers impoverishment of necessary public services, relative to other municipalities, because of the chance location of taxable wealth in the state." (Sec 29.88.005). One of the criticisms of the present law stated in Exhibit C (page 3) is that it does not include "ability to pay" considerations. A community with a larger than the state average per capita property valuation receives revenues at the same rate as communities which are relatively poor. It is further stated that the same criticisms can be raised with respect to per capita income differentials from which taxes are paid. The net effect of the formula is to favor economically disadvantaged communities.

EFFECTS ON THE MUNICIPALITY OF ANCHORAGE

1. A municipality will be better off if it is high or low in the various components of the equalization entitlement formula as follows:

Population	High
General Govt. Property Tax Mill Rate	High
Sales Tax % Rate	High
Local Per Capita Income*	Low
Local Per Capita Property Value*	Low

* Compared to state averages

At this point, it may be interesting to compare these state components with the following used in determining federal revenue sharing entitlements and whether a governmental jurisdiction is better off if it is high or low:

Population	High
Tax Effort	High
Relative Income	Low

Both the federal and state components follow the same pattern.

2. Anchorage has both a higher than average per capita income and per capita property value. This is confirmed by Exhibit D which shows Anchorage to have unfavorable income and property value factors in the computation formula compared with most other jurisdictions within the state.

3. The most discriminatory portion of the formula, however, is the sales tax element. Sales taxes receive disproportionate weight in the formula (e.g., a 4% sales tax carries the same weight as a 9.20 mill rate). Using the computations for Anchorage in Exhibit D, Anchorage would be entitled to the following additional revenues under the equalization entitlement at the various indicated sales tax rates:

<u>Sales Tax</u>	<u>Additional Entitlement</u>
2%	\$3.3 million
3%	\$5.0 million
4%	\$6.6 million
5%	\$8.3 million

In effect, HB 843 is detrimental to Anchorage for its lack of a sales tax. Although Anchorage does have a 5% hotel and motel tax, no provision for such a selective tax is made in the bill.

4. HB 843 would greatly reduce the degree of local autonomy. In addition to the effects of the lack of a sales tax, communities would be faced with a new restriction as to use of the state revenues. Under current state statutes (see Exhibit B - Sec. 43.18.010 (f)), state-shared revenues may be expended for any public purpose for which the local government has power to expend public funds, except for a few limitations regarding health facilities revenues. Sec. 29.88.030 of HB 843 contains additional requirements regarding the use of funds for specific service areas and tax zones. Although the new provisions are fairly consistent with the way Anchorage has been allocating past state-shared revenues, we would no longer have the flexibility to do otherwise if the circumstances so warrant.

5. In a rapidly growing area such as Anchorage, the local per capita income and property value would increase at a greater rate than the state average thereby creating an adverse effect in the equalization formula.

6. Total state-shared revenues to Anchorage under the new bill shown on the front page of Exhibit D are \$9.2 million compared to \$8.4 million using the present law. From that, it would appear that the bill is advantageous to us. However, if you look at the last page of Exhibit D, you will find that these amounts are based on total funding of \$25 million for the new bill versus \$18.3 million under the present law. Will the state appropriation really increase by nearly \$7 million if HB 843 is passed? Since there is nothing to indicate such an increase, if only the current level of \$18.3 million is available for distribution, Anchorage's share would be only approximately \$6.7 million - - - that's \$1.7 million less than under the present law. No matter which figure you use as the base, under HB 843 Anchorage's share of state-shared revenues will diminish from 46% of the state total to only 37%.

OTHER CONSIDERATIONS

The impact of the D-2 lands issue is uncertain at this time - - how will the state-selected lands ultimately affect the state per-capita property value? Major concerns relate to the complex calculations and the Municipality's ability to generate the base data required during the budget process. The problems we have now in getting estimated assessed valuations, population, road mileage and hospital bed and facility figures give us an indication of the problems that would be faced.

LDC/en

Attachments

TO: Rep. Lisa Rudd, Chair
House C&RA Committee

FROM: Steve Ginnis, City manager
City of Fort Yukon

RE: HB 843 City of Ft Yukon revenue sharing increase

In the fiscal year ending June 30th 1977, the City of Ft. Yukon received \$56,183.00 in state revenue sharing funds. In addition, sales taxes at the 3 percent maximum allowed brought in an additional \$50,148.00 Other sources of revenue (federal revenue sharing, license and permits, fines, state program reimbursement and miscellaneous revenues) brought in an additional \$80,688.00 income. However, during that same period expenses for each city department were administration, \$139,810.00, the Police Department, \$38,170.00, Fire Protection, \$2,450.00, Streets and Roads, \$40,621.00, Water and Sanitation, \$5,978.00, Recreation, \$12,904.00, Community TV, \$22,141.00, this totals \$262,074.00, in expenses against \$187,019.00.

In revenue the city was able to partially balance the books by running the only liquor store in town and the net income from that enterprise actively, after all expenses were accrued, was about \$34,419.00 In the current fiscal year for 9 months ending March 31, the city has received city sales tax at 3 percent of \$30,654.00 and state revenue sharing of \$26,877.00, with an additional amount still to be received. Federal revenue sharing has totaled \$16,306.00 and other income of \$9,942.00 for total revenues of \$83,779.00 Received to date however the expenses by Department for the same period are administration, \$99,187.00, Police, \$27,144.00, Fire protection, \$2,333.000, Planning and Zoning, \$3,000.00, Parks and Recreation, \$7,115.00, Public Works \$6,080.00, Sanitation \$1,001., Community TV \$29,280.00. This totals \$175,140.00 in expenses for a net loss of \$91,361.00. Only by adding the net earnings for the city liquor store, \$103,682.00, for the year, has the city been able to make up some of the deposit for both this year and last. The city is limited by the amount of sales tax it can collect under the 3 percent ceiling. These revenues are also limited by the amount of goods and services that are available in the city as well as the disposable income of the revenue. Ft. Yukon is not on the connected road system of the state and tourism is not a large source of income in the community. Many of the residents do much of their retail purchasing in Fairbanks and the city

looses out on the sales tax from those purchases. Ft. Yukon is a hub of transportation and a limited commerce area for the residents of the Yukon Flats, which is the only incorporated city in the region and, although for state revenue sharing purposes, its population is listed as 637 people, in actuality it may support many more people on a seasonal basis. The state entitlement of \$10.00 per resident for police protection provides the city with less than 1/2 of the salary of the Chief of Police even using all of the federal revenue sharing for police protection. The police department must still be supported by other areas of income. This is one area where the city could use additional support. Other notes on expenditures, water and sewer serve of \$60.00 per month per customer was rejected by most of the residents of the city. This service could bring in additional income if provided by the city. Cost of road maintenance for FY 77, \$40,621.00, Revenue sharing received FY 77 (for that purpose) \$30,856.00.