

SCOMM

#49:43

February 1, 1985

PRESS RELEASEALASKA RAILROAD PAY PLANS

GSE: The General Schedule Equivalent (GSE) pay plan parallels pay rates and practices of the Federal General Schedule. Approximately 1.4 million federal white-collar employees are paid under the General Schedule nationally. In Alaska, federal employees currently receive a tax-free cost-of-living allowance to compensate for the higher cost of living in Alaska. Alaska Railroad employees in the GSE pay plan continue to receive a cost-of-living allowance which is no longer tax free.

| <u>Position</u> | <u>Number of Positions</u> | <u>Pay Ranges (Rounded)</u> |
|---|----------------------------|-----------------------------|
| President and Chief Executive Officer | 1 | \$125,000 |
| Vice President, Controller | 1 | \$93,000 |
| Vice President, Operations | 1 | \$91,700 |
| Department Manager | 1 | \$87,000 |
| | 3 | \$80,000 - \$85,000 |
| | 0 | \$75,000 - \$80,000 |
| | 1 | \$70,000 - \$75,000 |
| Mid Level Manager | 1 | \$78,000 |
| | 6 | \$70,000 - \$75,000 |
| | 8 | \$65,000 - \$70,000 |
| | 1 | \$60,000 - \$65,000 |
| First Level Managers and Professional Staff | 13 | \$60,000 - \$66,000 |
| | 9 | \$55,000 - \$60,000 |
| | 11 | \$50,000 - \$55,000 |
| | 9 | \$45,000 - \$50,000 |
| | 6 | \$40,000 - \$45,000 |
| | 2 | \$35,000 - \$40,000 |
| | 3 | \$28,000 - \$35,000 |

WC: The White Collar (WC) pay plan covers employees in the American Federation of Government Employees (AFGE) Local 183 bargaining unit which consists of administrative, clerical and technical employees. The rates of pay were negotiated through the collective bargaining process and are part of the overall labor agreement. This labor agreement is protected under the terms of the Alaska Railroad Transfer Act (PL 97-468). The WC-A wage schedule applies only to permanent employees who were employed on the AR prior to July 21, 1978, and have worked on a continuous basis to date. No new employee may enter into the WC-A wage schedule. Any WC employees hired after July 22, 1978, have been paid in accordance with the WC-B pay plan which now covers the majority of WC employees.

| <u>Position</u> | <u>Number of Positions</u> | <u>Pay Ranges (Rounded)</u> |
|--|----------------------------|-----------------------------|
| Administrative Assistant, Secretary, Clerk Typist, etc. | 4 | \$40,000 - \$45,000* |
| | 10 | \$35,000 - \$40,000* |
| | 4 | \$30,000 - \$35,000* |
| | 8 | \$25,000 - \$30,000 |
| | 11 | \$20,000 - \$25,000 |
| | 3 | \$15,000 - \$20,000 |
| Customer Service Representative, Transportation Control Technician, Freight Rate Specialist, Technicians | 1 | \$45,000 - \$52,000* |
| | 6 | \$40,000 - \$45,000* |
| | 1 | \$35,000 - \$40,000* |
| | 2 | \$30,000 - \$35,000 |
| | 1 | \$25,000 - \$30,000 |
| Accounting Technician, General Clerk, Computer Clerk, Personnel Clerk | 8 | \$40,000 - \$45,000* |
| | 3 | \$35,000 - \$40,000* |
| | 1 | \$30,000 - \$35,000* |
| | 2 | \$25,000 - \$30,000 |
| | 4 | \$20,000 - \$25,000* |
| Procurement Assistant, Procurement Clerk, Sales Store Clerk | 1 | \$40,000 - \$42,000* |
| | 1 | \$30,000 - \$35,000 |
| | 1 | \$25,000 - \$30,000 |
| | 6 | \$20,000 - \$25,000 |
| | 2 | \$15,000 - \$25,000 |

*Denotes special rates under WC-A wage schedule. No new employee may enter this pay plan.

WG/WS The Wage Grade (WG/WS) pay plan covers employees in several ARR bargaining units as a result of collective bargaining procedures. Blue collar supervisors are also covered. This plan is the same as that used for federal wage employees and is developed under the auspices of the Office of Personnel Management through an annual comprehensive review of comparable positions in both public and private sectors in Alaska. Thousands of wage grade Alaska federal workers are paid at these identical rates.

| <u>Position</u> | <u>Number of Positions</u> | <u>Pay Ranges (Rounded)</u> |
|---|----------------------------|-----------------------------|
| Electronic Mechanic, Signal Maintainer, | 2 | \$45,000 - \$46,000 |
| Bridgeman, Pipefitter, Boiler Plant | 19 | \$40,000 - \$45,000 |
| Operator, Carpenter, Cabinetmaker, | 10 | \$35,000 - \$40,000 |
| Track Welder, Welder, Electrician | | |
| Maintenance Mechanic/Worker, Equipment | 19 | \$40,000 - \$45,000 |
| Operator | 10 | \$35,000 - \$40,000 |
| Locomotive Electrician, Locomotive Mechanic, | 6 | \$45,000 - \$51,000 |
| Steel Fabricator/Boilermaker, Carman, | 55 | \$40,000 - \$45,000 |
| Heavy Equipment Mechanic | 14 | \$35,000 - \$40,000 |
| | 5 | \$30,000 - \$35,000 |
| Locomotive/Mobile Equipment Servicer, | 1 | \$40,000 - \$42,000 |
| Freight Handler/Forklift Operator, | 9 | \$35,000 - \$40,000 |
| Warehouse/Yard Worker, Motor Vehicle | 8 | \$30,000 - \$35,000 |
| Operator/Truck Driver, Cook | | |
| Track Repairer, Laborer, Janitor | 58 | \$30,000 - \$37,000 |
| | 10 | \$25,000 - \$30,000 |
| Foreman, Section Foreman, Extra Gang Foreman, | 14 | \$55,000 - \$60,000 |
| Leaders, Assistant Chief Dispatcher, | 26 | \$50,000 - \$55,000 |
| Yardmaster, Slipmaster | 20 | \$45,000 - \$50,000 |
| | 20 | \$40,000 - \$45,000 |

AT

The AT pay plan covers employees in the American Train Dispatchers' Association, consists of two parts and is negotiated under the collective bargaining process. Wage schedule AT-A applies to one remaining permanent employee who was on the ARR rolls prior to May 1, 1979. The AT-B wage schedule covers all employees hired since that date.

| <u>Position</u> | <u>Number of Positions</u> | <u>Pay Ranges (Rounded)</u> |
|-------------------------|----------------------------|-----------------------------|
| Train Order Clerk | 1 | \$30,000 - \$35,000* |
| | 3 | \$25,000 - \$30,000 |
| | 2 | \$20,000 - \$25,000 |
| Station/Passenger Agent | 1 | \$35,000 - \$43,000* |
| | 1 | \$30,000 - \$32,000 |
| | 2 | \$25,000 - \$30,000 |

*Denotes special rate AT-A wage schedule. No new employee may enter this pay plan.

T&E

The pay practices of train and engine employees were negotiated under the collective bargaining process and reflect current industry pay practices. The rates of pay earned vary dependent upon which position is worked and how often an employee works. Pay is determined based upon basic daily rate, mileage, and penalties, with positions worked being allotted by seniority.

| <u>Position</u> | <u>Baggage</u> | <u>Brakeman</u> | <u>Conductor</u> | <u>Fireman</u> | <u>Engineer</u> | <u>Pay Ranges (Rounded)</u> |
|--------------------------------|----------------|-----------------|------------------|----------------|-----------------|---------------------------------|
| <u>Number of Positions</u> | 0 | 0 | 2 | 1 | 2 | \$85,000 - \$90,000 |
| | 1 | 0 | 3 | 0 | 1 | \$80,000 - \$85,000 |
| | 2 | 0 | 3 | 2 | 2 | \$75,000 - \$80,000 |
| | 1 | 0 | 2 | 0 | 1 | \$70,000 - \$75,000 |
| | 7 | 0 | 2 | 3 | 2 | \$65,000 - \$70,000 |
| | 3 | 2 | 3 | 3 | 4 | \$60,000 - \$65,000 |
| | 6 | 3 | 7 | 4 | 5 | \$55,000 - \$60,000 |
| | 2 | 2 | 3 | 7 | 0 | \$50,000 - \$55,000 |
| | 2 | 2 | 1 | 2 | 2 | \$45,000 - \$50,000 |
| | 0 | 1 | 1 | 0 | 4 | \$40,000 - \$45,000 |
| | 0 | 3 | 1 | 0 | 4 | \$35,000 - \$40,000 |
| | 0 | 0 | 0 | 0 | 1 | \$30,000 - \$35,000 |
| | 0 | 0 | 1 | 0 | 0 | \$25,000 - \$30,000 |
| | 0 | 0 | 1 | 0 | 0 | \$20,000 - \$25,000 |

Train and Enginemen yearly totals as of December 31, 1984.

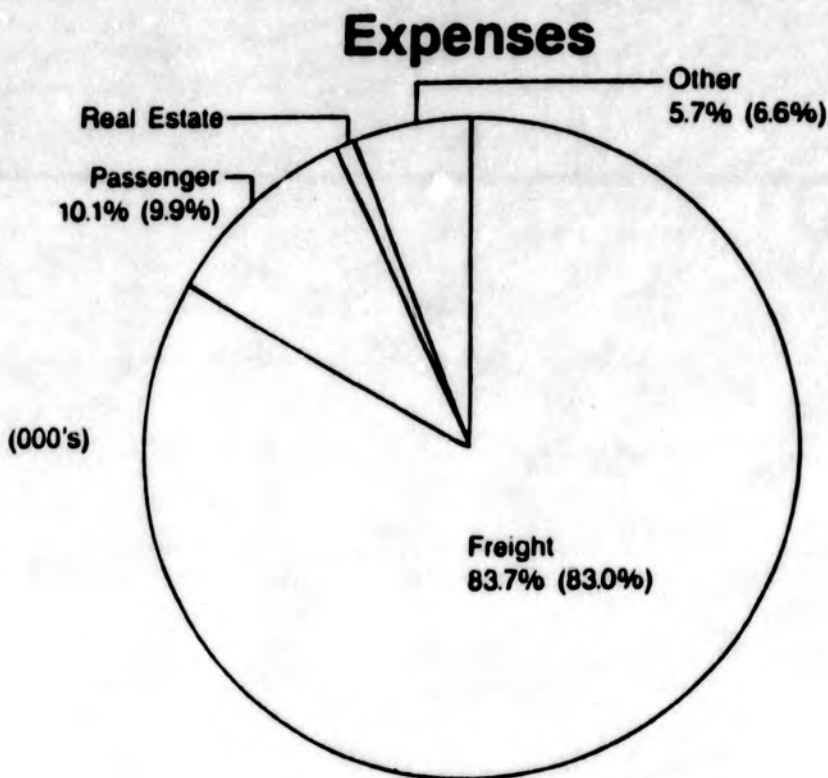
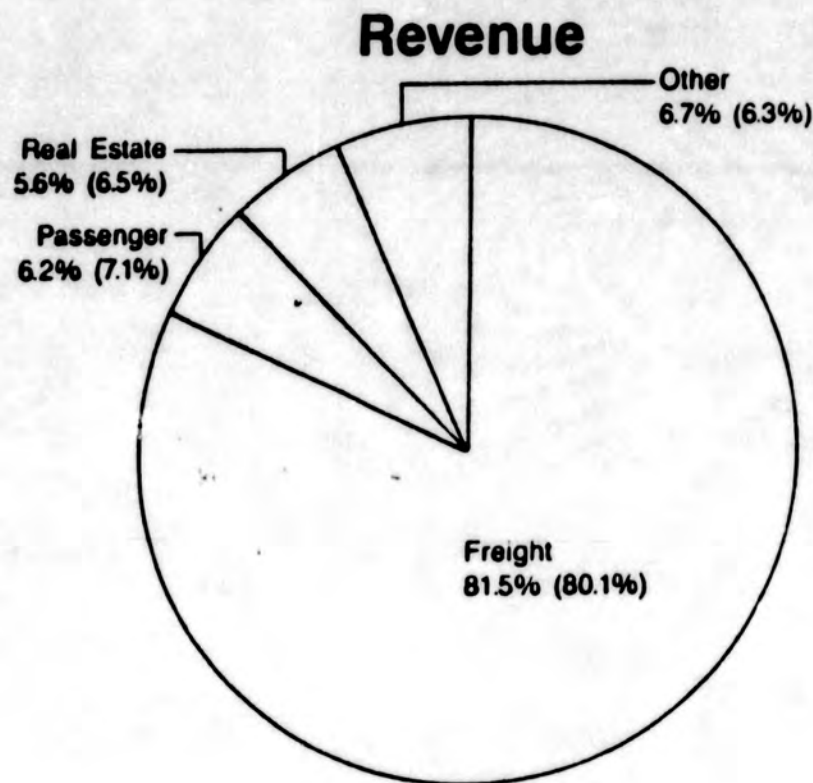
THE ALASKA RAILROAD CORPORATION
FINANCIAL OVERVIEW
JUNEAU, ALASKA
2/11/85

M. J. YETTER
2-7-85

The Alaska Railroad Corporation

Revenue & Expenses By Category

1985 vs. (1984)

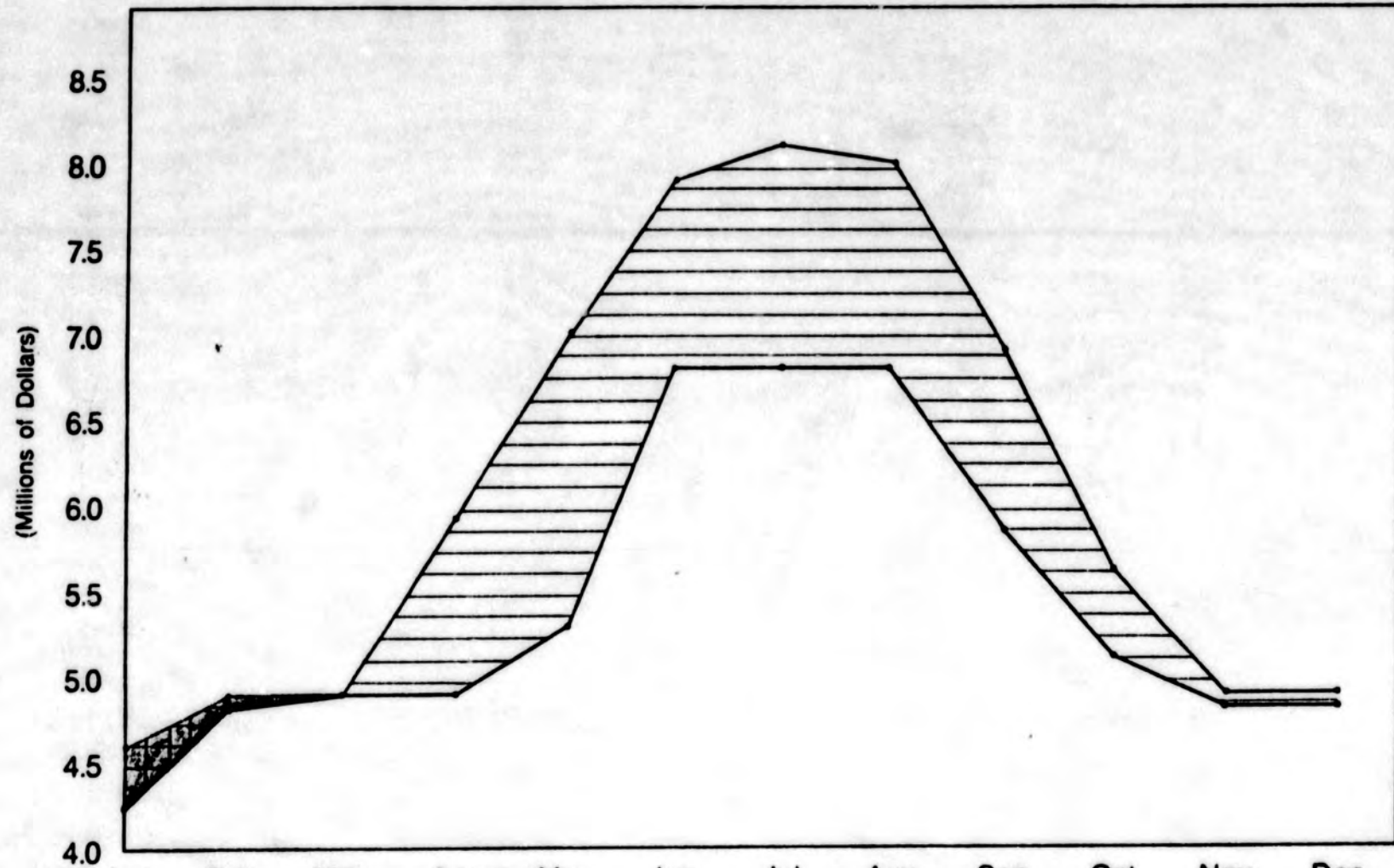


| | <u>1985</u> | <u>1984</u> |
|-------------|-----------------|-----------------|
| Freight | \$59,671 | \$52,286 |
| Passenger | 4,520 | 4,563 |
| Real Estate | 4,080 | 4,146 |
| Other | 4,920 | 4,223 |
| | <u>\$73,191</u> | <u>\$65,218</u> |

| | <u>1985</u> | <u>1984</u> |
|-------------|-----------------|-----------------|
| Freight | \$54,775 | \$47,732 |
| Passenger | 6,640 | 5,745 |
| Real Estate | 344 | 300 |
| Other | 3,720 | 3,720 |
| | <u>\$65,479</u> | <u>\$57,497</u> |

The Alaska Railroad Corporation

1985 Revenue vs. Expenditures



| | Jan | Feb | Mar | Apr | May | Jun | Jul | Aug | Sep | Oct | Nov | Dec | Total |
|---------|-------------|-------------|------------|------------|------------|------------|------------|------------|------------|------------|------------|------------|-------------|
| Revenue | 4.2 | 4.8 | 4.9 | 5.9 | 7.0 | 7.9 | 8.1 | 8.0 | 6.9 | 5.6 | 4.9 | 4.9 | 73.1 |
| Expense | <u>4.6</u> | <u>4.9</u> | <u>4.9</u> | <u>4.9</u> | <u>5.3</u> | <u>6.8</u> | <u>6.8</u> | <u>6.8</u> | <u>5.8</u> | <u>5.1</u> | <u>4.8</u> | <u>4.8</u> | <u>65.5</u> |
| Net | <u>(.4)</u> | <u>(.1)</u> | <u>-</u> | <u>1.0</u> | <u>1.7</u> | <u>1.1</u> | <u>1.3</u> | <u>1.2</u> | <u>1.1</u> | <u>.5</u> | <u>.1</u> | <u>.1</u> | <u>7.6</u> |

M.J. Yetter
2-5-85

THE ALASKA RAILROAD CORPORATION
 BUDGET VS. ACTUAL
 JANUARY 31, 1985
 (THOUSANDS OF DOLLARS)

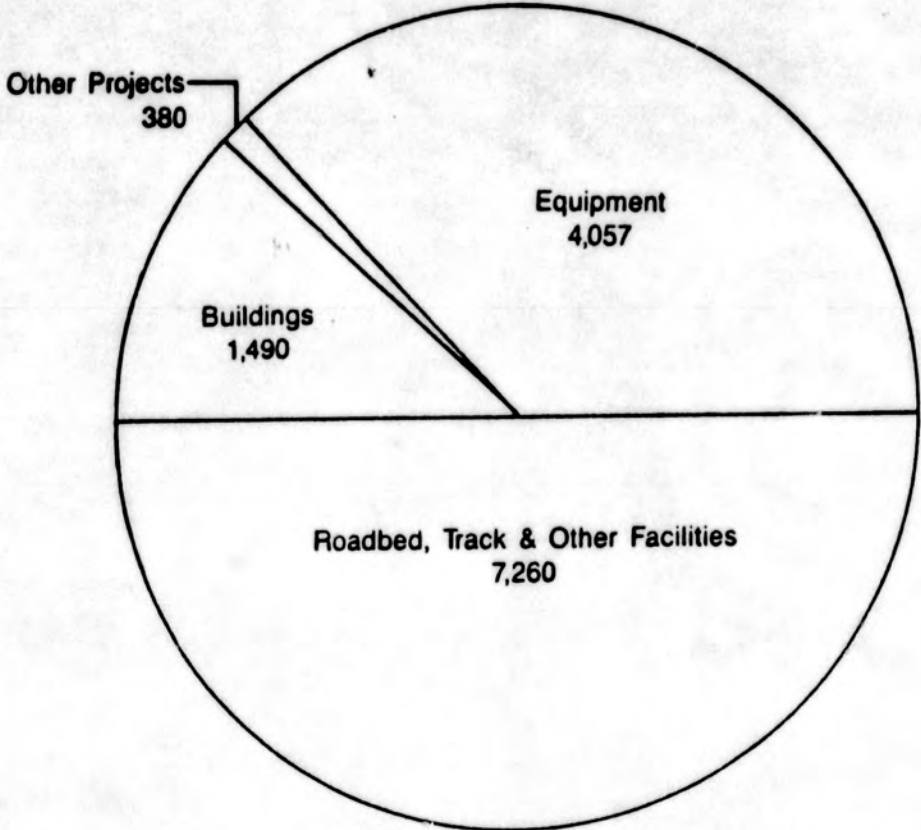
| | <u>BUDGET</u> | <u>ACTUAL</u> | <u>VARIANCE</u> | |
|-----------------------------|---------------|---------------|-----------------|-------------|
| | | | <u>AMOUNT</u> | <u>%</u> |
| <u>REVENUE:</u> | | | | |
| FREIGHT | 3,445 | 3,351 | 94 | 2.7 |
| PASSENGER | 30 | 66 | (36) | (120.0) |
| REAL ESTATE | 340 | 375 | (35) | (10.3) |
| OTHER | <u>410</u> | <u>262</u> | <u>148</u> | <u>36.1</u> |
| • TOTAL | 4,225 | 4,054 | 171 | 4.0 |
| <u>EXPENDITURES:</u> | | | | |
| FREIGHT | 4,220 | 3,243 | (977) | (23.2) |
| PASSENGER | 60 | 70 | 10 | 16.7 |
| REAL ESTATE | 24 | 17 | (7) | (29.2) |
| OTHER | <u>310</u> | <u>350</u> | <u>40</u> | <u>11.4</u> |
| TOTAL | 4,614 | 3,680 | (934) | (20.2) |
| <u>NET INCOME:</u> | | | | |
| FREIGHT | (775) | 108 | 883 | |
| PASSENGER | (30) | (4) | 26 | |
| REAL ESTATE | 316 | 358 | 42 | |
| OTHER | <u>100</u> | <u>(88)</u> | <u>(188)</u> | |
| TOTAL SURPLUS (DEFICIT) | <u>(389)</u> | <u>374</u> | <u>763</u> | |

M. J. YETTER
 02/07/85

The Alaska Railroad Corporation 1985 Capital Program

(Thousands Of Dollars)

Budget



Spending

| | |
|----------------------------|----------------------|
| 1984 Carryover | 2,063 |
| 1985 New Projects | <u>12,107</u> |
| Total 1985 Spending | <u>14,170</u> |

THE ALASKA RAILROAD CORPORATION

1985 OPERATING AND CAPITAL
BUDGETED CASH FLOW ANALYSIS
(THOUSAND OF DOLLARS)

| | <u>JAN</u> | <u>FEB</u> | <u>MAR</u> | <u>APR</u> | <u>MAY</u> | <u>JUN</u> | <u>JUL</u> | <u>AUG</u> | <u>SEP</u> | <u>OCT</u> | <u>NOV</u> | <u>DEC</u> |
|------------------------|---------------|---------------|--------------|--------------|--------------|--------------|--------------|--------------|--------------|--------------|--------------|--------------|
| ACCUMULATED CASH FLOW: | | | | | | | | | | | | |
| OPERATING \$4,900 | 4,511 | 4,444 | 4,459 | 5,466 | 7,164 | 8,301 | 9,639 | 10,842 | 11,965 | 12,494 | 12,548 | 12,612 |
| 1985 CAPITAL 6,000 | 6,000 | 6,000 | 4,068 | 2,916 | 1,526 | 188 | (2,230) | (4,030) | (5,568) | (5,831) | (5,994) | (6,107) |
| 1984 CAPITAL CARRYOVER | - | (145) | (439) | (846) | (1,363) | (2,063) | (2,063) | (2,063) | (2,063) | (2,063) | (2,063) | (2,063) |
| NET SURPLUS-\$10,900 | <u>10,511</u> | <u>10,299</u> | <u>8,088</u> | <u>7,536</u> | <u>7,327</u> | <u>6,426</u> | <u>5,346</u> | <u>4,749</u> | <u>4,334</u> | <u>4,600</u> | <u>4,491</u> | <u>4,442</u> |

NOTE: DOES NOT INCLUDE INTEREST EARNED ON CASH FLOW

M. J. YETTER
02/07/85

THE ALASKA RAILROAD CORPORATION

BANK ACCOUNT BALANCES

JANUARY 31, 1985
(THOUSANDS OF DOLLARS)

| | <u>BEGINNING BALANCE</u> | <u>ENDING BALANCE</u> | <u>INTEREST TO DATE</u> | <u>NET</u> |
|-----------|------------------------------|---------------------------|-----------------------------|--------------|
| OPERATING | 4,900 | 3,419 | 62 | 3,481 |
| CAPITAL | <u>6,000</u> | <u>6,000</u> | <u>42</u> | <u>6,042</u> |
| TOTAL | <u>10,900</u> | <u>9,419</u> | <u>104</u> | <u>9,523</u> |

THE ALASKA RAILROAD CORPORATION
ADDITIONAL CORPORATION EXPENSES

- INSURANCE PROGRAMS
 - PREMIUMS
 - HEALTH/LIFE PROGRAM FOR CURRENT/RETIRED EMPLOYEES
 - RISK MANAGEMENT INCLUDING RESSERVES
- PENSION COSTS
- VEHICLES
 - MAINTENANCE AND REPAIR
 - REPLACEMENT PROGRAM
- LEGAL FEES
- BOARD COSTS
 - PER DIEM AND TRAVEL
- SEATTLE OFFICE LEASE AND FURNITURE
- REDO OF ALL ADMINISTRATIVE FORMS AND PROCEDURES
- POSTAGE COSTS (\$3,000 PER MONTH)

M. J. YETTER
2-7-85

THE ALASKA RAILROAD CORPORATION
FINANCIAL CHANGES SINCE 1/5/85

EXAMPLES:

- PETTY CASH FUNDS REDUCED FROM \$42,050 TO \$11,800.
- CHANGED FROM A WEEKLY TO A DAILY BILLING CYCLE.
 - ENHANCES CASH FLOW.

- INSTALLED INTERIM COMPUTERIZED ACCOUNTS RECEIVABLE SYSTEM.
 - PROVIDES AGING OF CUSTOMER ACCOUNTS BY WAYBILL.
 - APPLICATION OF CASH RECEIPTS BY WAYBILL.
 - DETAIL OF OPEN ITEMS BY CUSTOMER.

- VISA AND MASTERCARD ACCEPTANCE WILL BE AVAILABLE FOR SUMMER PASSENGER SERVICE.
 - CASH AVAILABLE UPON RECEIPT AT BANK VS. 30 DAYS' DELAY WITH AMERICAN EXPRESS AND CARTE BLANCHE.

- A PLAN TO REDUCE THE NUMBER OF CORPORATION VEHICLES FROM 170 TO 130 (25% REDUCTION).

- NUMBER OF "TAKE HOME" VEHICLES REDUCED FROM 40 TO 12.
 - INDIVIDUALS WHO ARE REQUIRED TO TAKE HOME VEHICLES MUST REIMBURSE CORPORATION AT THE RATE OF \$4.00 PER DAY.

- EXTENDED PAYMENT TERMS ON MAJOR MATERIAL PURCHASES.
 - EXAMPLE: 120 DAY TERMS ON \$1.4 MILLION ORDER.

**State of Alaska
Superintendent's Salaries
1984-85**

| | |
|--------------------------------|--------------|
| Adak Region Schools | 63,330 |
| Alaska Gateway Schools | 77,966 |
| Aleutian Region School Dist. | 82,000 |
| Anchorage Schools | 80,000 |
| Annette Island Schools | 65,000 |
| Bering Strait Schools | 77,500 |
| Bristol Bay Borough Schools | 65,000 |
| Chatham Schools | 60,000 |
| Chugach Schools | 60,500 |
| Copper River Schools | 80,700 |
| Cordova City Schools | 65,464 |
| Craig City Schools | 57,500 |
| Delta/Greely Schools | 79,281 |
| Dillingham City Schools | 75,000 |
| Fairbanks North Star Bor. Sch. | 80,000 |
| Galena City School District | 80,000 |
| Haines Borough Schools | 62,906 |
| Hoonah City Schools | 57,240 |
| Hydaburg City Schools | 60,000 |
| Iditarod Area Schools | 66,098 |
| Juneau Borough Schools | 65,000 |
| Kake City Schools | 59,800 |
| Kenai Pen. Borough Schools | 71,000 |
| Ketchikan Gateway Bor. Schools | 78,224 |
| King Cove City Schools | 77,174 |
| Klawock City Schools | 55,000 |
| Kodiak Island Borough Schools | 71,500 |
| Kuspuk Schools | 68,310 |
| Lake & Peninsula Schools | 71,000 |
| Lower Kuskokwim Schools | 75,000 |
| Lower Yukon School District | 75,000 |
| Mat-Su Borough Schools | No: Reported |
| Nenana City Schools | 70,119 |
| Nome City Schools | 76,000 |
| North Slope Borough Schools | 100,002 |
| Northwest Arctic Schools | 75,000 |
| Pelican City Schools | 64,118 |
| Petersburg City Schools | 62,112 |
| Pribilof Schools | 75,600 |
| Railbelt School District | 66,089 |

| | |
|-----------------------------|---------------------------|
| Saint Marys School District | 88,000 |
| Sand Point School District | 59,400 |
| Sitka Borough Schools | 65,000 |
| Skagway City Schools | 68,500 |
| Southeast Island Schools | 66,500 |
| Southwest Region Schools | 71,500 95,000+ |
| Tanana City Schools | 98,700 |
| Unalaska City Schools | 88,000 |
| Valdez City Schools | 70,000 |
| Wrangell City Schools | 75,000 |
| Yakutat City Schools | 63,027 |
| Yukon Flats Schools | 63,887 |
| Yukon/Koyukuk Schools | 78,000 |
| Centralized Correspondence | 60,360 |

Alaska State Legislature

House of Representatives

Representative Mike Szymanski

11920 Johns Road
Anchorage, Alaska 99515
Phone (907) 349-3373

While in Session:
Pouch V
State Capitol

Juneau, Alaska 99811
(907) 465-4978/4979



Finance Committee
Oil and Gas Committee

February 12, 1985

TO: Representative Katie Hurley
FROM: Representative Mike Szymanski
RE: HB 132 Position Paper

HB 132 proposes to limit all State employees' base salaries to a level equivalent to the Governor's (Range 30, Step F or approx. \$81,600 annually). The definition of "base salary" contained in the bill excludes consideration of adjustments for cost-of-living, overtime compensation, geographical differentials, length-of-service increases, hazardous duty pay, travel per diem, and travel expenses.

A similar measure, SB 100 sponsored by P. Fischer, is currently being heard in Senate State Affairs. However, to avoid confusion, I would point out that the Senate version of the bill is much more comprehensive and takes most of the above mentioned variables into consideration when computing base salary.

The intent behind HB 132 is simple - to curb escalating state salaries by establishing the office of our state's chief executive, the Governor, as the pinnacle of our salary system. Still, given logistical realities in Alaska, my bill does not regulate total compensation, but only limits the base salary of state employees. Thus, even with passage of this measure there would be a number of state employees who would make greater annual salaries than the Governor.

Nonetheless, HB 132 is an important measure which will establish a precedent for curbing runaway state salaries. For once base salary is fixed, the process of determining and controlling salary variables becomes much easier.

Thank you for your consideration.

Introduced: 1/25/85
Referred: State Affairs,
Judiciary and Finance

BY SZYMANSKI, MARROU AND
BINKLEY

1 IN THE HOUSE

2 HOUSE BILL NO. 132

3 IN THE LEGISLATURE OF THE STATE OF ALASKA

4 FOURTEENTH LEGISLATURE - FIRST SESSION

5 A BILL

6 For an Act entitled: "An Act establishing a salary limit for certain
7 public employees."

8 BE IT ENACTED BY THE LEGISLATURE OF THE STATE OF ALASKA:

9 * Section 1. AS 39.20 is amended by adding a new section to read:

10 Sec. 39.20.095. SALARY LIMIT FOR CERTAIN PUBLIC EMPLOYEES. (a)

11 Notwithstanding the provisions of the Public Employment Relations Act
12 (AS 23.40) and AS 14.20.550 - 14.20.610, the state may not pay an
13 officer or employee a basic monthly salary that is greater than the
14 monthly salary of the governor set out in AS 39.20.010.

15 (b) For purposes of this section,

16 (1) "basic monthly salary" is a person's monthly salary
17 before the addition of adjustments including cost-of-living
18 adjustments, overtime compensation, geographical differentials,
19 length-of-service increases, hazardous duty pay, travel per diem, and
20 travel allowances;

21 (2) "state" includes the executive, legislative, and
22 judicial branches of state government; the University of Alaska;
23 school boards; and state boards, commissions, and authorities.

24 * Sec. 2. AS 42.40.110 is amended by adding a new subsection to read:

25 (c) The board may not fix a basic monthly salary for the chief
26 executive officer or approve basic monthly salaries for other execu-
27 tive officers that exceed the basic monthly salary of the governor set
28 out in AS 39.20.010. For purposes of this section, "basic monthly
29 salary" has the meaning given in AS 39.20.095 but includes adjustments

FACT SHEET: HB 132 (SALARY CAP BILL)

- * APPLIES TO ALL STATE EMPLOYEES - EXEMPT AND CLASSIFIED
- * DOES NOT APPLY TO GRANTS (SENATE BILL DOES)
- * LIMITS BASE SALARIES TO LEVEL OF GOVERNOR (\$81,600)
 - but excludes consideration of:
 - a) cost of living adjustments;
 - b) overtime compensation;
 - c) geographic differentials;
 - d) merit/length of service increases;
 - e) travel allowances and travel per diem; and
 - f) hazardous duty pay.
- * DOES HAVE "GRANDFATHER" CLAUSE (SEC. 3.) which states:
"An officer or employee who is receiving a basic monthly salary higher than the limit set out in AS 39.20.095 (GOV's) on the effective date of this act is entitled to continue receiving the higher salary while employed in that position."
- * A COMPUTER RUN DONE BY PAYROLL (ADMIN) SHOWED THAT OF ALL CLASSIFIED AND EXPEMPT STATE EMPLOYEES, ONLY 15 POSITIONS WILL BE AFFECTED (ALL IN THE UNIVERSITY SYSTEM). THAT DOES NOT INCLUDE THE RAILROAD, WHICH HAS NOT BEEN CONFIRMED YET.
- * NO POSITIONS WITHIN THE FERRY SYSTEM, AHFC OR THE PERMANENT FUND WOULD BE AFFECTED.
- * SEE ATTACHEMENT FOR UNIVERSITY EMPLOYEES AFFECTED.

UNIVERSITY OF ALASKA
EMPLOYEES ANNUAL BASE SALARY OVER \$81,648
(Excluding Geographical Differential)

| | <u>PCN</u> | <u>CAMPUS</u> | <u>TITLE</u> | <u>NAME</u> | <u>LOCATION</u> | <u>AMOUNT</u> |
|-----|-------------|---------------|--------------------------|-------------|-----------------|---------------|
| 1. | 10000 | Statewide | President | O'Dowd | Fairbanks | \$90,938 |
| 2. | 4000 | UAF | Chancellor | O'Rourke | Fairbanks | 88,060 |
| 3. | 29678 | Org. Research | Professor-Research | Akasofu | Fairbanks | 88,020 |
| 4. | 29689/52546 | Org. Research | Professor-Research | Westcott | Fairbanks | 88,174 |
| 5. | 79200 | Kodiak CC | Campus President | Flood | Kodiak | 87,648 |
| 6. | 10300 | Statewide | Executive Vice President | Carter | Fairbanks | 87,185 |
| 7. | 05615 | CCREE | Chancellor | Okeson | Anchorage | 86,448 |
| 8. | 60000 | UAA | Chancellor | Outcalt | Anchorage | 85,487 |
| 9. | 80500 | UAJ | Chancellor | Paradise | Juneau | 85,487 |
| 10. | 29652/52550 | Org. Research | Professor-Research | Shapiro | Fairbanks | 84,945 |
| 11. | 72561 | ACC | Chancellor | Lyon | Anchorage | 83,203 |
| 12. | 29675 | Org. Research | Director | Roderer | Fairbanks | 82,952 |
| 13. | 40019 | UAF | Vice Chancellor | Phillips | Fairbanks | 82,745 |
| 14. | 40461 | UAF | Vice Chancellor | Mather | Fairbanks | 82,613 |
| 15. | 51530/32106 | Org. Research | Professor-Research | Neland | Fairbanks | 82,568 |
| 16. | 33000 | Org. Research | Director | Bligh | Fairbanks | 82,153 |
| 17. | 32200 | Org. Research | Director | Drew | Fairbanks | 81,742 |

rmb/2656

Rep Szymanski
Anchorage Daily News 1/8/85 edition

Railroad salaries way out of line

Here's a couple of budget-busting wage settlements: The Alaska Railroad will pay its new general manager about \$337,000 plus benefits for two years, and a new assistant general manager \$93,000 per year. Those salaries are not only way out of line for comparable public officials, but also a poor precedent for running the railroad.

Some reports say the pay-and-benefits package for new general manager Frank Turpin will be more than double that of the governor himself. The contract includes a \$125,000 annual salary and a 35 percent incentive bonus to complete the two years. The total — \$337,000 plus benefits over two years — would put Mr. Turpin in the same league, financially, with most professional athletes and corporate chief executives. New assistant general manager Marvin Yetter, at \$93,000 per year, would earn more than the governor.

No doubt, both the genial Mr. Turpin and his new assistant bring years of high-quality management experience to the "new" Alaska Railroad. But whether Alaskans want, need or should pay so much for competent railroad management is another matter. James Campbell, chairman of the board of the new Alaska Railroad Corp., said last week that Mr. Turpin was paid "a hell of a lot" more as head of Alyeska Pipeline Service Co. until he retired recently. The implication, of course, is that in the private sector an executive of Mr. Turpin's experience and demonstrated ability would command even more.

That may be true, but it's irrelevant. The \$337,000 is quite a bit more than what Alaskans pay the governor, the chief justice of the Alaska Supreme Court, the Commissioner of Transportation, the Commissioner of Natural Resources, or anyone else in state government.

Do those jobs go unfilled because they don't pay enough? Hardly. Will top railroad managers have bigger duties and challenges than top executives elsewhere in government? Not particularly. Should the couple dozen other public officials who ordinarily would be thought to outrank the railroad chief in state government be offered similar or better two-year packages? Not at all.

Private and public-sector management are not the same, and should not be. Private executive management is essentially entrepreneurial activity; public service is public service, with considerable public power involved. The railroad salaries are too high, not because the new executives wouldn't be worth them in the private sector — undoubtedly they are — but because they are unnecessary and inappropriate in the public sector.



ALASKA STATE LEGISLATURE
HOUSE OF REPRESENTATIVES
RESEARCH AGENCY

Pouch Y. State Capitol
Juneau, Alaska 99811
(907) 465-3991

October 2, 1985

MEMORANDUM

TO: Representative Ron Larson
ATTN: Linda Firestone
FROM: Brad Pierce *BP*
Legislative Analyst
RE: Legislative Salaries
Research Request 86-031

Your staff requested this office to do some follow-up [REDACTED]

In addition, we were asked to compare Alaska legislative salaries to those received by legislators in other states.

Alaska [REDACTED]

According to the FY 85 Association of Alaska School Boards survey of Alaska Teacher Salary and Benefits, the average teacher's salary is \$38,266 per year, or \$44,350 when all benefits are included. The state-wide average base salary is \$26,770 and the average top salary is \$48,789. Of the total of 7,039 full-time equivalent positions reported in the survey, [REDACTED] \$48,500

[REDACTED] of Alaska Salaries

We contacted Brian Rogers, Director of the University Statewide Budget Office for information on salaries. According to Mr. Rogers, most university employees are not paid on a full-time basis. Many teachers work part-time and others are on 9-month contracts. The average annual salary for the 3,873 employees with permanent positions in the University system is \$33,374. There are [REDACTED]

Alaska [REDACTED] Salaries

The Alaska Railroad Corporation has 541 employees. [REDACTED] \$50,000

Representative Larson
October 2, 1985
Page Two

Alaska State Employees

During 1984, the 19,304 State employees in Alaska earned an average salary of \$32,403. There are [REDACTED]

Alaska Legislative Salaries Compared to Other States

Differences in session length, interim responsibilities and in the philosophy of compensation for public service make it difficult to compare between legislative salaries in various states. Some states, including Alaska, pay their legislators on a straight salary basis. Other states pay salaries and per diem (often prorated to reflect the amount of travel time from an individual's district) and some states pay on a strictly per diem basis. [REDACTED]

We caution that the 1982 data used to compile these tables is for a particular legislative session and may not accurately reflect an average legislative year for any given state. For example, the Alaska legislature is now limited to a 120-day session which would raise their salary to \$400 per day and move it up to fourth in rank. In addition, the expenses used for states with per diem allowances are probably uniformly overestimated. Many states have some sort of voucher reimbursement policy. The per diem calculations used in these tables should be considered the maximum amount possible for each state.

Another method of ranking the Alaska Legislature pay scale with that in other states is to look at the ratio of total legislative salaries to the average teacher's salary in each state. In an attempt to correct for salary differences between states, we have also compared legislators salaries with the average salaries of teachers and state employees in each state. [REDACTED] did [REDACTED] and [REDACTED] Alaska ranks [REDACTED] in which legislative salaries are compared to state employee wages.

The printouts attached to this memorandum give a fair description of how Alaska legislative salaries compare to those in other states. We hope we have provided sufficient information for your purposes. Please feel free to call us if you have any questions

BP

Attachments

| RANK | STATE | 1982 | | | 1982 | | [REDACTED] |
|------|----------------|--------------------------------|----------------|-----------------|--------------|--------|------------|
| | | LEGISLATORS' SALARIES PER DIEM | SESSION LENGTH | SPECIAL SESSION | TOTAL SALARY | | |
| 1 | [REDACTED] | 35,000 | 75 | 64 | 0 | 39,800 | [REDACTED] |
| 2 | New York | 32,960 | 55 | 73 | 5 | 37,250 | [REDACTED] |
| 3 | Illinois | 28,000 | 36 | 65 | 0 | 30,340 | [REDACTED] |
| 4 | Indiana | 9,600 | 65 | 30 | 0 | 11,550 | [REDACTED] |
| 5 | Minnesota | 18,500 | 36 | 34 | 23 | 20,552 | [REDACTED] |
| 6 | [REDACTED] | 48,000 | 0 | 144 | 0 | 48,000 | [REDACTED] |
| 7 | Tennessee | 8,308 | 66 | 32 | 0 | 10,420 | 326 |
| 8 | New Jersey | 25,000 | 0 | 76 | 1 | 25,000 | 325 |
| 9 | Maryland | 21,000 | 68 | 90 | 1 | 27,108 | 299 |
| 10 | Oklahoma | 20,000 | 35 | 86 | 0 | 23,010 | 268 |
| 11 | Virginia | 11,000 | 75 | 61 | 1 | 15,650 | 252 |
| 12 | Georgia | 7,200 | 59 | 40 | 6 | 9,914 | 216 |
| 13 | Ohio | 22,500 | 0 | 108 | 0 | 22,500 | 208 |
| 14 | Missouri | 15,000 | 35 | 70 | 19 | 18,115 | 204 |
| 15 | Florida | 12,000 | 50 | 67 | 19 | 16,300 | 190 |
| 16 | Washington | 13,750 | 44 | 90 | 7 | 18,018 | 186 |
| 17 | Wisconsin | 22,631 | 42 | 130 | 48 | 29,897 | 173 |
| 18 | Iowa | 13,700 | 30 | 104 | 0 | 16,826 | 162 |
| 19 | South Carolina | 10,000 | 50 | 90 | 0 | 14,500 | 161 |
| 20 | Arkansas | 7,500 | 44 | 66 | 0 | 10,404 | 158 |
| 21 | Hawaii | 13,650 | 20 | 99 | 2 | 15,670 | 155 |
| 22 | California | 28,110 | 62 | 257 | 56 | 47,516 | 152 |
| 23 | South Dakota | 3,200 | 50 | 35 | 0 | 4,950 | 141 |
| 24 | Colorado | 14,000 | 40 | 139 | 0 | 19,560 | 141 |
| 25 | West Virginia | 5,136 | 50 | 60 | 2 | 8,236 | 133 |
| 26 | Massachusetts | 30,000 | 50 | 364 | 0 | 48,200 | 132 |
| 27 | Connecticut | 10,500 | 0 | 63 | 27 | 10,500 | 117 |
| 28 | Mississippi | 8,100 | 44 | 96 | 16 | 13,028 | 116 |
| 29 | North Carolina | 6,936 | 50 | 127 | 5 | 13,536 | 103 |
| 30 | Idaho | 4,200 | 44 | 73 | 0 | 7,412 | 102 |
| 31 | Alabama | 4,800 | 65 | 105 | 29 | 13,510 | 101 |
| 32 | Michigan | 33,200 | | 351 | 0 | 33,200 | 95 |
| 33 | Arizona | 15,000 | 40 | 103 | 177 | 26,200 | 94 |
| 34 | Oregon | 8,400 | 44 | 203 | 39 | 19,048 | 79 |
| 35 | Louisiana | | 75 | 60 | 0 | 4,500 | 75 |
| 36 | Kentucky | | 75 | 60 | 0 | 4,500 | 75 |
| 37 | Delaware | 12,255 | 0 | 170 | 1 | 12,255 | 72 |
| 38 | Nebraska | 4,800 | 0 | 60 | 7 | 4,800 | 72 |
| 39 | Wyoming | | 60 | 20 | 0 | 1,200 | 60 |
| 40 | Nevada | | 56 | 101 | 0 | 5,656 | 56 |
| 41 | Kansas | | 50 | 66 | 0 | 3,400 | 50 |
| 42 | Texas | 7,200 | 0 | 140 | 8 | 7,200 | 49 |
| 43 | Maine | | 45 | 50 | 0 | 2,385 | 45 |
| 44 | Rhode Island | | 45 | 70 | 0 | 4,320 | 45 |
| 45 | Vermont | | 25 | 66 | 0 | 1,648 | 25 |
| 46 | Utah | | 25 | 20 | 5 | 625 | 25 |
| 47 | New Mexico | | 0 | 50 | 19 | 0 | 0 |
| 48 | New Hampshire | | 0 | 47 | 13 | 0 | 0 |
| 49 | Rhode Island | | 0 | 66 | 3 | 0 | 0 |
| 50 | North Dakota | | | 60 | 0 | 0 | 0 |

Average

15,570

Source: 1984-1985 Book of the States

Prepared by the House Research Agency, October 1985

A RANKING OF LEGISLATORS' SALARIES TO STATE EMPLOYEES' SALARIES

| RANK | STATE | 1982 | | SESSION LENGTH | 1982 | | 1982 | TOTAL | |
|------|----------------|--------------------------------|----------|----------------|--------------|---------|-------------------------------|---------------------|------|
| | | LEGISLATORS' SALARIES PER DIEM | PER DIEM | | TOTAL SALARY | PER DAY | AVERAGE STATE EMPLOYEE SALARY | SALARY/STATE SALARY | |
| 1 | | 30,000 | 50 | 364 | 0 | 48,200 | 132 | 17,900 | 2.68 |
| 2 | | 35,000 | 75 | 64 | 0 | 39,800 | 622 | 18,840 | 2.11 |
| 3 | | 28,110 | 62 | 257 | 56 | 47,516 | 152 | 24,756 | 1.92 |
| 4 | | 32,960 | 55 | 73 | 5 | 37,250 | 478 | 20,940 | 1.78 |
| 5 | | 48,000 | 0 | 144 | 0 | 48,000 | 333 | 28,084 | |
| 6 | Maryland | 21,000 | 68 | 90 | 1 | 27,188 | 299 | 17,856 | 1.52 |
| 7 | Illinois | 28,000 | 36 | 65 | 0 | 30,340 | 467 | 20,808 | 1.46 |
| 8 | Michigan | 33,200 | | 351 | 0 | 33,200 | 95 | 22,836 | 1.45 |
| 9 | Wisconsin | 22,631 | 42 | 130 | 43 | 29,897 | 173 | 20,592 | 1.45 |
| 10 | Oklahoma | 20,000 | 35 | 86 | 0 | 23,010 | 268 | 18,060 | 1.27 |
| 11 | Arizona | 15,000 | 40 | 103 | 177 | 26,200 | 94 | 21,360 | 1.23 |
| 12 | New Jersey | 25,000 | 0 | 76 | 1 | 25,000 | 325 | 20,568 | 1.22 |
| 13 | Missouri | 15,000 | 35 | 70 | 19 | 18,115 | 204 | 15,612 | 1.16 |
| 14 | Ohio | 22,500 | 0 | 108 | 0 | 22,500 | 208 | 20,040 | 1.12 |
| 15 | Oregon | 8,400 | 44 | 203 | 39 | 19,048 | 79 | 19,764 | 0.96 |
| 16 | Colorado | 14,000 | 40 | 139 | 0 | 19,560 | 141 | 20,760 | 0.94 |
| 17 | Florida | 12,000 | 50 | 67 | 19 | 16,300 | 190 | 17,628 | 0.92 |
| 18 | Mississippi | 8,100 | 44 | 96 | 16 | 13,028 | 116 | 14,292 | 0.91 |
| 19 | Minnesota | 18,500 | 36 | 34 | 23 | 20,552 | 361 | 22,944 | 0.90 |
| 20 | Washington | 13,750 | 44 | 90 | 7 | 18,018 | 186 | 20,856 | 0.86 |
| 21 | Virginia | 11,000 | 75 | 61 | 1 | 15,650 | 252 | 18,240 | 0.86 |
| 22 | South Carolina | 10,000 | 50 | 90 | 0 | 14,500 | 161 | 16,944 | 0.86 |
| 23 | Iowa | 13,700 | 30 | 104 | 0 | 16,820 | 162 | 19,860 | 0.85 |
| 24 | North Carolina | 6,936 | 50 | 127 | 5 | 13,536 | 103 | 16,800 | 0.81 |
| 25 | Hawaii | 13,650 | 20 | 99 | 2 | 15,670 | 155 | 19,740 | 0.79 |
| 26 | Alabama | 4,800 | 65 | 105 | 29 | 13,510 | 101 | 18,240 | 0.74 |
| 27 | Delaware | 12,255 | 0 | 170 | 1 | 12,255 | 72 | 17,172 | 0.71 |
| 28 | Arkansas | 7,500 | 44 | 66 | 0 | 10,404 | 158 | 16,332 | 0.64 |
| 29 | Tennessee | 8,308 | 66 | 32 | 0 | 10,420 | 326 | 17,712 | 0.59 |
| 30 | Georgia | 7,200 | 59 | 40 | 6 | 9,914 | 216 | 17,232 | 0.58 |
| 31 | Connecticut | 10,500 | 0 | 63 | 27 | 10,500 | 117 | 18,252 | 0.58 |
| 32 | Indiana | 9,600 | 65 | 30 | 0 | 11,550 | 385 | 20,664 | 0.56 |
| 33 | West Virginia | 5,136 | 50 | 60 | 2 | 8,236 | 133 | 15,264 | 0.54 |
| 34 | Idaho | 4,200 | 44 | 73 | 0 | 7,410 | 102 | 19,140 | 0.39 |
| 35 | Texas | 7,200 | 0 | 140 | 8 | 7,200 | 49 | 19,728 | 0.36 |
| 36 | Nebraska | 4,800 | 0 | 60 | 7 | 4,800 | 72 | 15,516 | 0.31 |
| 37 | South Dakota | 3,200 | 50 | 35 | 0 | 4,950 | 141 | 17,184 | 0.29 |
| 38 | Louisiana | 0 | 75 | 60 | 0 | 4,500 | 75 | 16,728 | 0.27 |
| 39 | Kentucky | 0 | 75 | 60 | 0 | 4,500 | 75 | 17,004 | 0.26 |
| 40 | Nevada | 0 | 56 | 101 | 0 | 5,656 | 56 | 22,404 | 0.25 |
| 41 | Montana | 0 | 45 | 90 | 6 | 4,320 | 45 | 20,388 | 0.21 |
| 42 | Kansas | 0 | 50 | 68 | 0 | 3,400 | 50 | 17,736 | 0.19 |
| 43 | Maine | 0 | 45 | 50 | 3 | 2,365 | 45 | 17,640 | 0.14 |
| 44 | Vermont | 0 | 28 | 66 | 0 | 1,848 | 28 | 18,036 | 0.10 |
| 45 | Wyoming | 0 | 60 | 20 | 0 | 1,200 | 60 | 22,500 | 0.05 |
| 46 | Utah | 0 | 25 | 20 | 5 | 625 | 25 | 18,936 | 0.03 |
| 47 | New Mexico | 0 | 0 | 30 | 19 | 0 | 0 | 17,676 | 0.00 |
| 48 | New Hampshire | 0 | 0 | 47 | 13 | 0 | 0 | 15,540 | 0.00 |
| 49 | Rhode Island | 0 | 0 | 66 | 3 | 0 | 0 | 19,140 | 0.00 |
| 50 | North Dakota | 0 | 0 | 60 | 0 | 0 | 0 | 19,392 | 0.00 |
| | Average | | | | | 15,570 | | 19,050 | 0.82 |

Source: 1984-1985 Book of the States

Prepared by the House Research Agency October 1985

A RANKING OF STATE LEGISLATORS' SALARIES TO TEACHERS' SALARIES

| RANK | STATE | 1982 | | | | 1982 | | 1982/83 | TOTAL |
|------|----------------|--------------------------------|----------------|-----------------|--------------|----------------|----------------------------|----------------------------------|-------|
| | | LEGISLATORS' SALARIES PER DIEM | SESSION LENGTH | SPECIAL SESSION | TOTAL SALARY | SALARY PER DAY | AVERAGE TEACHERS' SALARIES | LEGISLATOR SALARY/TEACHER SALARY | |
| 1 | | 30,000 | 50 | 364 | 0 | 48,200 | 132 | 19,000 | 2.54 |
| 2 | | 28,110 | 62 | 257 | 56 | 47,516 | 152 | 23,555 | 2.02 |
| 3 | | 35,000 | 75 | 64 | 0 | 39,800 | 622 | 21,000 | 1.90 |
| 4 | | 32,960 | 55 | 73 | 5 | 37,250 | 478 | 25,100 | 1.48 |
| 5 | | 22,631 | 42 | 130 | 43 | 29,897 | 173 | 20,940 | 1.43 |
| 6 | | 48,000 | 0 | 144 | 0 | 48,000 | 333 | 33,953 | |
| 7 | Arizona | 15,000 | 40 | 103 | 177 | 26,200 | 94 | 18,849 | 1.39 |
| 8 | Michigan | 33,200 | | 351 | 0 | 33,200 | 95 | 23,965 | 1.39 |
| 9 | Illinois | 28,000 | 36 | 65 | 0 | 30,340 | 467 | 22,618 | 1.34 |
| 10 | Oklahoma | 20,000 | 35 | 86 | 0 | 23,010 | 268 | 18,110 | 1.27 |
| 11 | Maryland | 21,000 | 68 | 90 | 1 | 27,188 | 299 | 22,786 | 1.19 |
| 12 | New Jersey | 25,000 | 0 | 76 | 1 | 25,000 | 325 | 21,642 | 1.16 |
| 13 | Ohio | 22,500 | 0 | 108 | 0 | 22,500 | 208 | 20,350 | 1.11 |
| 14 | Missouri | 15,000 | 35 | 70 | 19 | 18,115 | 204 | 17,726 | 1.02 |
| 15 | Minnesota | 18,500 | 36 | 34 | 23 | 20,552 | 361 | 22,296 | 0.92 |
| 16 | Mississippi | 8,100 | 44 | 96 | 16 | 13,028 | 116 | 14,285 | 0.91 |
| 17 | Colorado | 14,000 | 40 | 139 | 0 | 19,560 | 141 | 21,500 | 0.91 |
| 18 | Iowa | 13,700 | 30 | 104 | 0 | 16,820 | 162 | 18,709 | 0.90 |
| 19 | South Carolina | 10,000 | 50 | 90 | 0 | 14,500 | 161 | 16,380 | 0.89 |
| 20 | Florida | 12,000 | 50 | 67 | 19 | 16,300 | 190 | 18,538 | 0.88 |
| 21 | Oregon | 8,400 | 44 | 203 | 39 | 19,048 | 79 | 22,334 | 0.85 |
| 22 | Virginia | 11,000 | 75 | 61 | 1 | 15,650 | 252 | 18,707 | 0.84 |
| 23 | Washington | 13,750 | 44 | 90 | 7 | 18,018 | 186 | 23,413 | 0.77 |
| 24 | North Carolina | 6,936 | 50 | 127 | 5 | 13,536 | 103 | 17,836 | 0.76 |
| 25 | Alabama | 4,600 | 65 | 105 | 29 | 13,510 | 101 | 17,850 | 0.76 |
| 26 | Arkansas | 7,500 | 44 | 66 | 0 | 10,404 | 158 | 15,156 | 0.69 |
| 27 | Hawaii | 13,650 | 20 | 99 | 2 | 15,670 | 155 | 24,796 | 0.63 |
| 28 | Tennessee | 8,308 | 66 | 32 | 0 | 10,420 | 326 | 17,425 | 0.60 |
| 29 | Delaware | 12,255 | 0 | 170 | 1 | 12,255 | 72 | 20,665 | 0.59 |
| 30 | Indiana | 9,600 | 65 | 30 | 0 | 11,550 | 385 | 20,067 | 0.58 |
| 31 | Georgia | 7,200 | 59 | 40 | 6 | 9,914 | 216 | 17,412 | 0.57 |
| 32 | Connecticut | 10,500 | 0 | 63 | 27 | 10,500 | 117 | 20,300 | 0.52 |
| 33 | West Virginia | 5,136 | 50 | 60 | 2 | 8,236 | 133 | 17,370 | 0.47 |
| 34 | Idaho | 4,200 | 44 | 73 | 0 | 7,412 | 102 | 17,549 | 0.42 |
| 35 | Texas | 7,200 | 0 | 140 | 8 | 7,200 | 49 | 19,500 | 0.37 |
| 36 | South Dakota | 3,200 | 50 | 35 | 0 | 4,950 | 141 | 15,595 | 0.32 |
| 37 | Nebraska | 4,800 | 0 | 60 | 7 | 4,800 | 72 | 17,412 | 0.28 |
| 38 | Nevada | | 56 | 101 | 0 | 5,656 | 56 | 20,944 | 0.27 |
| 39 | Kentucky | | 75 | 60 | 0 | 4,500 | 75 | 18,400 | 0.24 |
| 40 | Louisiana | | 75 | 60 | 0 | 4,500 | 75 | 19,265 | 0.23 |
| 41 | Montana | | 45 | 90 | 6 | 4,320 | 45 | 19,463 | 0.22 |
| 42 | Kansas | | 50 | 60 | 0 | 3,400 | 50 | 18,299 | 0.19 |
| 43 | Maine | | 40 | 50 | 3 | 2,385 | 45 | 15,722 | 0.15 |
| 44 | Vermont | | 28 | 66 | 0 | 1,848 | 28 | 15,338 | 0.12 |
| 45 | Wyoming | | 60 | 20 | 0 | 1,200 | 60 | 24,000 | 0.05 |
| 46 | Utah | | 25 | 20 | 5 | 625 | 25 | 19,677 | 0.03 |
| 47 | New Mexico | | 0 | 30 | 19 | 0 | 0 | 20,600 | 0.00 |
| 48 | New Hampshire | | 0 | 49 | 13 | 0 | 0 | 15,353 | 0.00 |
| 49 | Rhode Island | | 0 | 66 | 3 | 0 | 0 | 23,175 | 0.00 |
| 50 | North Dakota | | | 60 | 0 | 0 | 0 | 18,390 | 0.00 |
| | Average | | | | | 15,570 | | 19,867 | 0.78 |

Source: 1964-1985 Book of the States

39.25.080(b)

prohibits release of
employee information
other than budgeted
salary. This is
FY85 budget info
on approximately
500 people.

| Name | Title | Salary |
|---------------------------------|---------------------------|---------|
| STATEWIDE PROGRAMS AND SERVICES | | |
| Ahoy | Director | 77,880 |
| Allen | Accountant | 51,504 |
| Benning | Director | 50,232 |
| Blakestad | Director | 50,004 |
| Bostic | Manager | 56,904 |
| Brown | Director | 65,604 |
| Burnet | Director | 63,048 |
| Carlson | Director | 61,584 |
| Carter | Executive Vice President | 95,904 |
| Charlton | Director | 61,236 |
| Demmert | Director | 77,496 |
| deParry | General Counsel | 78,624 |
| Dietz | Director | 74,196 |
| Dunn | Manager | 50,832 |
| Durst | Manager | 50,484 |
| Fica | Data Base Administrator | 56,010 |
| Gorham | Assistant Professor | 52,692 |
| Healy | Director | 61,812 |
| Houtchens | Accountant | 61,092 |
| Hyde | Manager | 50,161 |
| Johnson | Manager | 51,480 |
| Joy | Director | 63,372 |
| Kasperzak | Manager | 58,344 |
| King | University Achitect | 61,356 |
| Kraska | Fiscal Officer | 52,980 |
| Krishna | Manager | 50,340 |
| Langley | Director | 56,576 |
| Lynch | Director | 67,536 |
| McCaughan | Director | 67,536 |
| Morehouse | Director | 61,692 |
| Myers | Assistant | 51,912 |
| Neubert | Associate Director | 71,700 |
| Neumayr | Assistant General Counsel | 52,692 |
| Newell | Senior Analyst Programmer | 50,652 |
| Nickles | Contracting Officer | 70,908 |
| O'Dowd | President | 100,032 |
| Parkes | Architect | 58,008 |
| Peters | Director | 55,392 |
| Phelps | Auditor | 58,368 |
| Redman | Assistant | 67,044 |
| Rogers | Director | 60,192 |
| Schedler | Engineer | 50,252 |
| Tibor | Manager | 53,292 |
| Ulich | Assistant Director | 65,499 |
| Williams | Manager | 51,168 |
| Wolever | Architect | 53,411 |
| UA/FAIRBANKS | | |
| Abrahams | Associate Prof (Non Res) | 64,021 |
| Accola | Supervisor | 52,686 |
| Aigner | Professor (Res) | 77,563 |

| | | |
|---------------|--------------------------|--------|
| Aigner | Professor (Non Res) | |
| Akasofu | Professor (Res) | 96,822 |
| Alexander | Director | 89,414 |
| Allen | Associate Prof (Res) | 63,669 |
| Allison | Professor (Non Res) | 63,682 |
| Aspnes | Professor (Non Res) | 72,113 |
| Aspnes | Professor (Non Res) | |
| Atamian | Professor (Non Res) | 57,859 |
| Aughenbaugh | Professor | 80,538 |
| Bailey | Director | 69,784 |
| Bailey | Master | 54,973 |
| Baldrige | Programmer Analyst III | 54,244 |
| Baranauskas | Carpenter | 52,747 |
| Barber | Assistant Prof (Non Res) | 58,469 |
| Barber | Assistant Prof (Res) | |
| Barr | Water Plant Operator | 51,895 |
| Behrish | Professor (Res) | 73,680 |
| Benesch | Professor (Non Res) | 59,607 |
| Benevento | Supervisor | 55,659 |
| Bennett | Professor (Non Res) | 69,268 |
| Benson | Professor (Res) | 84,342 |
| Bernet | Professor (Non Res) | 57,033 |
| Biesiot | Professor (Non Res) | 65,242 |
| Biswas | Professor (Res) | 67,722 |
| Bligh | Director | 90,376 |
| Borchert | Instruction Tech | 50,690 |
| Bowling | Assistant Prof (Res) | 55,264 |
| Brown | Associate Prof (Res) | 53,829 |
| Brown | Assistant Prof (Res) | 65,373 |
| Brundage | Professor (Res) | 79,413 |
| Burrell | Professor (Res) | 76,044 |
| Button | Professor (Res) | 79,476 |
| Carlson | Professor (Non Res) | 81,078 |
| Carr-Lundfelt | Director | 60,008 |
| Cedzo | Director | 51,417 |
| Chandler | Manager | 55,660 |
| Chapin III | Professor (Res) | 72,217 |
| Chapin III | Professor | |
| Choy | Prof (Non Res) | 50,903 |
| Coe | Launch Officer | 52,144 |
| Cole | Director | 59,300 |
| Comolli | Associate Prof (Non Res) | 54,496 |
| Cook | Acting Dean | 80,496 |
| Coon | Associate Prof | 73,570 |
| Coon | Associate Prof | |
| Cooney | Associate Prof (Res) | 63,108 |
| Copus | Associate Prof (Non Res) | 50,449 |
| Cornwall | Associate Prof (Non Res) | 50,715 |
| Cox | Carpenter | 52,873 |
| Cridge | Associate Prof (Non Res) | 64,563 |
| Crosby | Acting Director | 53,995 |
| Danels | Equipment Tech | 53,766 |
| Dean | Professor (Res) | 84,385 |
| Dean | Professor (Non Res) | |

| | | |
|-----------|--------------------------|--------|
| Decorso | Professor (Non Res) | 50,076 |
| Deehr | Professor (Res) | 73,858 |
| Degen | Associate Prof (Res) | 64,561 |
| Delana | Assistant Superintendent | 57,948 |
| Delana | Support Engineer | 52,684 |
| Demmert | Director | 60,027 |
| Dieter | Assistant Director | 63,684 |
| Dieterich | Professor (Res) | 79,851 |
| Dieterich | Professor (Res) | |
| Distad | Acting Dean | 81,411 |
| Dixon | Associate Prof (Res) | 53,102 |
| Dixon | Associate Prof (Res) | |
| Domke | Technician IV | 54,265 |
| Drew | Director | 89,917 |
| Dubbs | Associate Prof (Non Res) | 55,484 |
| Earnest | Director | 52,000 |
| Egan | Director | 59,010 |
| Egnatoff | Director | 61,006 |
| Elsner | Professor (Res) | 59,030 |
| England | Supervisor | 73,077 |
| Ensign | Professor (Non Res) | 53,335 |
| Ernst | Director | 64,917 |
| Falk | Associate Prof (Non Res) | 56,346 |
| Fay | Professor (Res) | 80,076 |
| Feder | Professor (Res) | 79,476 |
| Fink | Professor (Non Res) | 57,033 |
| Flanagan | Professor (Res) | 71,614 |
| Flanagan | Professor (Non Res) | |
| Florian | Director | 52,935 |
| Follman | Research Associate | 52,669 |
| Fox | Assistant Prof (Res) | 56,451 |
| Fox | Assistant Prof (Non Res) | |
| Fox | Assistant Prof | 54,808 |
| Fuller | Associate Prof (Non Res) | 50,215 |
| Gedney | Associate Prof (Res) | 65,955 |
| Geiman | Director | 77,146 |
| Genaux | Associate Prof (Non Res) | 50,215 |
| Gislason | Associate Prof (Res) | 75,008 |
| Gislason | Professor (Non Res) | |
| Gleason | Professor (Non Res) | 62,469 |
| Goering | Professor (Res) | 88,130 |
| Goering | Professor (Res) | |
| Gosink | Research Associate | 69,282 |
| Grant | Assistant Super | 51,625 |
| Griener | Director | 55,037 |
| Groves | Carpenter | 52,747 |
| Grubis | Assistant Prof | 55,348 |
| Guthrie | Professor (Non Res) | 79,485 |
| Guthrie | Professor (Res) | |
| Gutowski | Mech Maint Super | 51,168 |
| Hagala | Supervisor | 54,746 |
| Hales | Associate Prof (Non Res) | 64,333 |
| Hallinan | Associate Prof (Res) | 62,524 |
| Hamil | Professor (Non Res) | 56,285 |

| | | |
|-------------|---------------------------|--------|
| Haneman | Dean | 83,053 |
| Hanson | Accountant | 53,165 |
| Harbo | Professor (Non Res) | 74,589 |
| Harbo | Professor | |
| Harrison | Professor (Res) | 74,046 |
| Hartman | Executive Officer | 63,690 |
| Hassler | Associate Prof (Non Res) | 62,482 |
| Hawkins | Professor (Non Res) | 62,010 |
| Hawkins | Professor (Res) | |
| Head | Professor (Non Res) | 69,498 |
| Hedrick | Director | 78,291 |
| Helfferrich | Manager | 73,069 |
| Hickock | Director | 77,412 |
| Hoch | Director | 58,281 |
| Holleman | Associate Professor (Res) | 61,568 |
| Hollerbach | Professor (Non Res) | 58,998 |
| Hoskins | Professor (Non Res) | 61,401 |
| Hunsucker | Professor (Res) | 73,818 |
| Husby | Associate Prof (Res) | 56,346 |
| Ittner | Assistant Professor | 52,665 |
| Jacobson | Associate Professor | 52,250 |
| Jayaweera | Acting Dean | 77,875 |
| Jayaweera | Acting Dean | |
| Jensen | Director | 57,699 |
| Johnson | Associate Prof (Res) | 57,314 |
| Johnson | Associate Prof (Non Res) | |
| Johnson | Associate Prof (Non Res) | |
| Johnston | Professor (Non Res) | 51,448 |
| Jubenville | Associate Prof (Res) | 58,885 |
| Jubenville | Associate Prof (Non Res) | |
| Juday | Associate Prof (Res) | 58,884 |
| Kan | Professor (Res) | 69,867 |
| Kan | Professor (Non Res) | |
| Kane | Associate Prof (Res) | 58,615 |
| Kane | Associate Prof (Non Res) | |
| Epps | Instructor (Res) | 71,697 |
| Kelley | Associate Prof (Res) | 63,420 |
| Keyes | Director | 59,010 |
| Kienle | Professor (Res) | 68,786 |
| Kienle | Professor (Non Res) | |
| Kinney | Associate Professor | 65,711 |
| Klebesadel | Professor | 74,381 |
| Kleinfeld | Professor (Res) | 54,022 |
| Kleinfeld | Professor (Non Res) | |
| Kokjer | Associate Prof (Non Res) | 64,021 |
| Kokjer | Associate Prof (Res) | |
| Koo | Professor (Non Res) | 52,852 |
| Kowalik | Associate Prof (Res) | 54,704 |
| Kowalik | Associate Prof | |
| Krejci | Professor (Non Res) | 65,176 |
| Krieg | Assist Prof (Non Res) | 52,915 |
| Lake | Manager | 60,798 |
| Lamb | Assistant Super | 55,827 |
| Lando | Professor (Non Res) | 54,739 |

| | | |
|--------------|---------------------------|--------|
| Lando | Associate Prof (Non Res) | 51,229 |
| Lane | Visiting Professor (Res) | 65,146 |
| Larsen | Coordinator | 51,147 |
| Lawrence | Director | 58,718 |
| Lawrence | Director | |
| Lee | Associate Professor (Res) | 56,532 |
| Lewis | Associate Prof (Res) | 58,884 |
| Lipka | Assistant Prof (Non Res) | 60,736 |
| Lu | Director | 63,690 |
| Lynch | Professor (Non Res) | 64,521 |
| MacClean | Professor (Res) | 70,612 |
| MacClean | Professor (Non Res) | |
| Maneval | Professor (Non Res) | 68,556 |
| Mark-Anthony | Professor (Non Res) | 56,628 |
| Mather | Vice Chancellor | 90,874 |
| Matthews | Professor (Res) | 73,818 |
| McBeath | Assistant Prof (Res) | 52,665 |
| McCarthy | Professor (Non Res) | 78,706 |
| McFadden | Associate Prof (Non Res) | 50,247 |
| McKendrick | Associate Prof (Res) | 57,676 |
| McLaughlin | Assistant Director | 52,437 |
| McRoy | Professor (Res) | 70,928 |
| Mendenhall | Professor (Non Res) | 65,831 |
| Merritt | Professor (Non Res) | 84,344 |
| Metz | Assistant Prof (Res) | 51,210 |
| Metz | Assistant Prof (Non Res) | |
| Metz | Assistant Prof (Res) | |
| Milan | Professor (Res) | 77,940 |
| Miller | Systems Engineer | 68,908 |
| Miller | Associate Prof (Res) | 71,053 |
| Miller | Associate Prof (Res) | |
| Mitchell | Professor (Res) | 78,249 |
| Mohatt | Dean | 75,649 |
| Mohatt | Director | |
| Moore | Professor (Non Res) | 75,395 |
| Morack | Professor (Non Res) | 72,384 |
| Morack | Professor (Res) | |
| Morgan | Professor (Non Res) | 50,076 |
| Munson | Assistant Prof (Non Res) | 51,150 |
| Murray | Professor (Non Res) | 73,861 |
| Murray | Associate Prof (Non Res) | |
| Murray | Professor | 51,448 |
| Naidu | Associate Prof (Res) | 61,608 |
| Naske | Professor (Non Res) | 74,963 |
| Nava | Executive Officer | 63,379 |
| Nebert | Research Associate | 54,036 |
| Neiland | Professor (Non Res) | 86,029 |
| Neiland | Professor (Res) | |
| Nestor | Associate Prof (Non Res) | 56,888 |
| Nice | Professor (Non Res) | 68,555 |
| Nice | Professor (Res) | |
| Niebauer | Associate Prof (Res) | 56,280 |
| Nielsen | Professor (Res) | 68,721 |
| Nishiyama | Associate Prof (Res) | 59,842 |

| | | |
|-------------|--------------------------|--------|
| O'Brien | Associate Prof (Non Res) | 53,109 |
| O'Rourke | Chancellor | 96,865 |
| Ohtake | Professor (Res) | 79,536 |
| Oien | Professor (Non Res) | 60,865 |
| Olson | Associate Prof (Res) | 53,850 |
| Orvik | Professor | 55,790 |
| Orvik | Professor (Res) | |
| Osterkamp | Professor (Res) | 70,970 |
| Osterkamp | Professor (Non Res) | |
| Oswood | Associate Prof (Res) | 58,198 |
| Oswood | Associate Prof (Res) | |
| Pennebaker | Associate Prof (Non Res) | 52,743 |
| Peterson | Support Engineer | 61,087 |
| Peyton | Assistant | 60,699 |
| Philip | Associate Prof (Non Res) | 51,205 |
| Philip | Associate Prof (Non Res) | |
| Phillips | Vice Chancellor | 91,020 |
| Possenti | Associate Prof (Non Res) | 50,215 |
| Powers | Associate Prof (Non Res) | 63,398 |
| Powers | Associate Prof (Non Res) | |
| Province | Supervisor | 51,625 |
| Pulpan | Associate Prof (Res) | 61,277 |
| Rao | Professor (Non Res) | 59,141 |
| Rao | Professor (Res) | 76,918 |
| Ray | Professor (Non Res) | 88,587 |
| Ray | Professor (Non Res) | |
| Reeburgh | Professor | 78,336 |
| Reeburgh | Director | |
| Rees | Professor (Res) | 86,068 |
| Reichardt | Professor (Non Res) | 54,849 |
| Rensenbrink | Executive Officer | 55,788 |
| Restad | Assistant Director | 60,714 |
| Rice | Dean | 72,030 |
| Roberts | Professor (non Res) | 82,285 |
| Roberts | Director | |
| Roederer | Director | 91,248 |
| Royer | Professor (Res) | 74,220 |
| Sackinger | Associate Prof (Res) | 71,383 |
| Salisbury | Professor (Non Res) | 62,602 |
| Schafer | Instructor | 63,282 |
| Schafer | Assistant Prof | |
| Schell | Associate Prof | 62,400 |
| Schell | Associate Prof | |
| Schilling | Coordinator | 51,417 |
| Senungetuk | Professor (Non Res) | 80,391 |
| Shapiro | Associate Prof (Res) | 60,653 |
| Shapiro | Associate Prof (Res) | |
| Sharma | Professor | 81,827 |
| Shaw | Professor (Res) | 69,780 |
| Shaw | Professor (Res) | 69,865 |
| Shechter | Fire Chief | 57,573 |
| Shelton | Dean | 76,440 |
| Sheridan | Professor (Res) | 53,977 |
| Shilling | Coordinator | 61,900 |

| | | |
|---------------|---------------------------|--------|
| Shinkwin | Associate Prof | 61,900 |
| Shinkwin | Associate Prof | |
| Siegrist | Program Development Spec | 55,389 |
| Sivjee | Professor (Non Res) | 67,912 |
| Sivjee | Professor (Non Res) | |
| Skudrzyk | Professor (Non Res) | 62,664 |
| Smith | Associate Prof (Non Res) | 68,994 |
| Smith | Associate Professor (Res) | 50,814 |
| Speel | Professor (Non Res) | 54,205 |
| Spell | Visiting Professor | |
| Spooner | Associate Director | 53,434 |
| Stenard | Assistant Dean | 76,440 |
| Stephens | Associate Prof (Non Res) | 57,969 |
| Stilkey | Executive/Officer | 66,745 |
| Stinson | Associate Prof (Non Res) | 50,215 |
| Stone | Professor (Res) | 80,995 |
| Stone | Professor (Res) | |
| Stringer | Associate Professor (Res) | 62,398 |
| Svenningson | Associate Prof (Non Res) | 66,955 |
| Swartz | Professor (Non Res) | 61,120 |
| Swift | Professor (Res) | 89,002 |
| Taylor | Counselor | 52,146 |
| Taylor | Associate Prof | 50,497 |
| Taylor | Professor | 74,380 |
| Thomas | Professor (Res) | 71,157 |
| Thompson | Support Engineer | 61,087 |
| Thorngren | Supervisor | 53,455 |
| Tiedemann | Professor (Non Res) | 62,989 |
| Tilsworth | Professor (Non Res) | 69,683 |
| Tremareello | Director | 69,055 |
| Triplehorn | Professor (Non Res) | 64,331 |
| Trojan | Vice Chancellor | 73,673 |
| Turner | Professor (Non Res) | 52,681 |
| Turner | Professor (Non Res) | 73,859 |
| Turner | Professor (Res) | |
| VanCleve | Professor (Res) | 79,851 |
| VanVeldhuizen | Professor (Non Res) | 58,484 |
| Walstad | Manager | 52,083 |
| Wasileski | Director | 54,600 |
| Weeden | Professor | 83,510 |
| Weeden | Professor | |
| Weller | Professor (Res) | 89,032 |
| Wendler | Professor (Res) | 71,695 |
| Wentink, Jr | Professor (Res) | 79,080 |
| Wescott | Professor (Res) | 83,137 |
| Wescott | Professor (Res) | |
| West | Associate Prof (Non Res) | 57,469 |
| White | Professor (Res) | 68,594 |
| Whithead | Professor (Non Res) | 50,310 |
| Wilm | Secretary | 54,600 |
| Wilson | Assistant Prof (Res) | 52,608 |
| Wilson | Professor (Res) | 86,899 |
| Wise | Associate Prof (Res) | 58,776 |
| Witt | Coordinator | 52,179 |

| | | |
|-----------|--------------------------|--------|
| Wooding | Professor (Res) | 68,722 |
| Workman | Associate Prof | 60,693 |
| Workman | Associate Prof | |
| Wright | Professor (Non Res) | 52,680 |
| Yates | Executive Officer | 54,204 |
| Zach | Associate Prof (Non Res) | 50,449 |
| Zarling | Professor (Non Res) | 77,562 |
| Zarling | Professor (Non Res) | |
| Zielinski | Professor (Non Res) | 57,859 |
| Zybach | Supervisor | 51,625 |

UA/ANCHORAGE

| | | |
|--------------|------------------------|--------|
| Allen | Professor | 65,021 |
| Angell | Dean | 74,423 |
| Appel | Assist Vice Chancellor | 52,700 |
| Ard | Professor | 55,817 |
| Arvey | Assoc Prof | 57,948 |
| Bauce | Professor | 51,074 |
| Bergquist | Dean | 67,018 |
| Billaud | Professor | 56,098 |
| Brownell | Vice Chancellor | 79,331 |
| Carey | Professor | 56,921 |
| Chang | Assoc Prof | 54,288 |
| Conn | Professor | 50,856 |
| Cothren | Professor | 56,214 |
| Cromer | Dean | 70,970 |
| Dickason | Dean | 66,144 |
| Doyle | Professor | 52,884 |
| Edwards | Asst. Vice Chancellor | 62,213 |
| Gallagher | Assist Vice Chancellor | 60,674 |
| Goldsmith | Associate Professor | 59,654 |
| Gorsuch | Director | 78,998 |
| Green | Professor | 50,356 |
| Haines | Professor | 60,090 |
| Henry | Dean | 68,732 |
| Hilpert | Professor | 61,620 |
| Hippler | Associate Prof | 68,805 |
| Hotchkiss | Professor | 50,574 |
| Innes-Taylor | Assoc Prof | 51,147 |
| Janvrin | Director | 55,952 |
| Johnson | Professor | 49,265 |
| Jones | Professor | 53,632 |
| Knapp | Professor | 65,145 |
| Kruse | Associate Professor | 59,654 |
| Lautaret | Assoc Prof | 51,147 |
| Loflin | Professor | 57,501 |
| Madigan | Professor | 52,135 |
| Martin | Dean | 72,592 |
| McWilliams | Professor | 51,480 |
| Morehouse | Professor | 73,715 |
| Murphey | Manager | 52,956 |
| Nix | Professor | 56,940 |
| Norrell | Professor | 55,817 |
| Obar | Assoc Prof | 67,850 |

| | | |
|---------------|-----------------|--------|
| Outcalt | Chancellor | 85,488 |
| Petro | Director | 68,002 |
| Piccard | Vice Chancellor | 74,630 |
| Reeves | Director | 53,289 |
| Risley | Professor | 57,751 |
| Rollins | Assoc Prof | 52,998 |
| Rosen | Director | 50,199 |
| Segal | Assoc Director | 54,194 |
| Selkregg | Professor | 58,968 |
| Sexton | Professor | 50,731 |
| Stauffer | Manager | 50,190 |
| Sullivan | Professor | 53,118 |
| Tuck | Dean | 63,398 |
| VanDusseldorp | Professor | 53,382 |
| Vaughn | Vice Chancellor | 77,792 |
| Walle | Assoc Prof | 50,793 |
| Workman | Professor | 50,356 |

UA/JUNEAU

| | | |
|----------|---------------------|--------|
| Beeton | Vice Chancellor | 76,419 |
| Borrego | Dean | 52,811 |
| Cassel | Dean | 60,569 |
| D'Armand | Professor | 51,979 |
| Demmert | Dean | 62,379 |
| Green | Director | 54,849 |
| Hubbard | Associate Professor | 54,774 |
| Keim | Vice Chancellor | 71,219 |
| Lee | Dean | 60,278 |
| Mathisen | Dean | 60,320 |
| Olson | Professor | 55,816 |
| Paradise | Chancellor | 85,488 |
| Petersen | Associate Professor | 59,134 |
| Purvis | Professor | 50,481 |
| Stell | Assistant to | 64,896 |
| Taber | Director | 51,329 |

ANCHORAGE COMMUNITY COLLEGE

| | | |
|------------|-----------------|--------|
| Appel | CC Teacher | 57,454 |
| Austin | CC Teacher | 52,260 |
| Babcock | CC Teacher | 50,918 |
| Blachman | Director | 53,352 |
| Blewett | CC Teacher | 54,865 |
| Brown | Assistant Dean | 56,409 |
| Burton | CC Teacher | 50,928 |
| Carlson | Director | 50,650 |
| Croft | CC Teacher | 50,544 |
| Doppelfeld | CC Teacher | 52,135 |
| Fernandez | Vice Chancellor | 63,128 |
| Gelardin | CC Counsel | 52,260 |
| Hanners | Director | 50,835 |
| Hoke | CC Teacher | 54,865 |
| Irany | Assistant Dean | 73,465 |
| Janis | CC Teacher | 57,454 |
| Johnson | CC Counsel | 56,191 |

| | | |
|------------|-----------------|--------|
| Joyner | CC Teacher | 56,191 |
| Kingry | Director | 61,443 |
| Kuhner | CC Teacher | 52,260 |
| Lynch | Director | 50,272 |
| Lyon | Chancellor | 76,003 |
| Mackey | CC Teacher | 52,260 |
| Mahaffey | CC Teacher | 50,918 |
| McGrath | CC Teacher | 53,570 |
| Miller | Director | 55,286 |
| Morley | CC Teacher | 54,017 |
| Morrow | Director | 67,516 |
| Nunnally | CC Teacher | 50,965 |
| Orr | CC Teacher | 59,217 |
| Owens | CC Teacher | 53,570 |
| Pearson | CC Teacher | 59,196 |
| Pond | CC Teacher | 54,865 |
| Pourny | CC Teacher | 53,570 |
| Sears | CC Teacher | 50,413 |
| Seppanen | Director | 50,481 |
| Shrawder | CC Teacher | 51,209 |
| Simmons | CC Teacher | 50,965 |
| Smith | Vice Chancellor | 69,471 |
| Spartz | CC Teacher | 56,191 |
| Spurr | Director | 56,971 |
| Turner | CC Counsel | 62,732 |
| Vasiljevic | CC Teacher | 50,918 |
| Williams | CC Teacher | 53,976 |
| Winey | CC Teacher | 57,454 |
| Wolfe | Director | 57,636 |
| Worsley | Vice Chancellor | 75,129 |

CC-STATEWIDE

| | | |
|------------------|-----------------|--------|
| Bomotti | Vice Chancellor | 68,136 |
| Danielson-Burger | Director | 53,868 |
| Desoer | Director | 56,700 |
| Healey | Director | 62,484 |
| Jones | Assistant to | 55,896 |
| Okeson | Chancellor | 86,448 |
| Rodda | Director | 52,272 |
| Steffy | Director | 57,370 |

CHUKCHI COMMUNITY COLLEGE

| | | |
|-----------|------------------|--------|
| Anderson | CC Teacher | 51,600 |
| Bradfield | Campus President | 66,912 |
| Johnson | CC Teacher | 63,990 |

KENAI PENINSULA COMMUNITY COLLEGE

| | | |
|----------|------------------|--------|
| Clausen | Librarian | 55,120 |
| Hanrahan | CC Teacher | 53,162 |
| Morrison | CC Counselor | 50,248 |
| Vierra | Campus President | 66,204 |
| Wagoner | Dean | 69,684 |

KETCHIKAN COMMUNITY COLLEGE

| | | |
|--------|------------------|--------|
| Boyer | Director | 53,558 |
| Menzie | Campus President | 60,024 |
| Warner | Librarian | 59,069 |

KODIAK COMMUNITY COLLEGE

| | | |
|------------|-----------------------|--------|
| Cater | CC Teacher | 57,096 |
| Floyd | Campus President | 87,648 |
| Hagel | Director | 58,620 |
| Kramer | Associate Prof (Res) | 68,077 |
| Lee | Professor (Non Res) | 72,132 |
| Naughton | Manager | 57,348 |
| Pennington | Assist Prof (Non Res) | 52,776 |
| Stevens | CC Teacher | 52,587 |
| Stubbe | Director | 57,348 |
| White | CC Teacher | 51,073 |

KUSKOKWIM COMMUNITY COLLEGE

| | | |
|---------------|------------------|--------|
| Alexie | CC Teacher | 53,055 |
| Bruneau-Gaber | Director | 55,050 |
| Carpenter | CC Teacher | 62,181 |
| Laughy | Campus President | 73,611 |
| Morgan | CC Teacher | 62,182 |
| Schmierbach | CC Teacher | 51,219 |
| Shuler | CC Teacher | 65,286 |
| Sparck | CC Counsel | 63,396 |
| Wade | CC Teacher | 55,692 |
| Whittaker | Manager | 58,452 |
| Wintersteen | Librarian | 73,865 |

MATANUSKA-SUSITNA COMMUNITY COLLEGE

| | | |
|--------|------------------|--------|
| Hayes | CC Counsel | 56,722 |
| Madsen | Librarian | 59,220 |
| Marsh | CC Teacher | 50,967 |
| Massay | Campus President | 71,490 |

NORTHEWEST COMMUNITY COLLEGE

| | | |
|-----------|------------------|--------|
| Gabrielli | CC Teacher | 57,611 |
| Jackman | Campus President | 70,308 |
| Logan | CC Teacher | 53,056 |
| Payton | CC Teacher | 57,611 |

PRINCE WILLIAM SOUND COMMUNITY COLLEGE

| | | |
|-------------|------------------|--------|
| Devens | Campus President | 72,348 |
| Johnson, Jr | Dean | 54,371 |
| Talmage | Director | 51,563 |

ISLANDS COMMUNITY COLLEGE

| | | |
|---------|------------------|--------|
| Griffin | Dean | 51,376 |
| Harris | Campus President | 58,932 |

TANANA VALLEY COMMUNITY COLLEGE

| | | |
|-----------|------------------|--------|
| Bartlett | Director | 57,585 |
| Butzen | Director | 50,940 |
| Dallas | CC Teacher | 50,292 |
| Dyen | CC Teacher | 54,317 |
| Elias | CC Teacher | 51,759 |
| Jones | CC Teacher | 54,920 |
| Metty | Campus President | 76,008 |
| Rozell | CC Teacher | 51,942 |
| Schroeder | CC Teacher | 54,585 |
| Seppamaki | CC Teacher | 60,028 |
| Turner | CC Teacher | 60,354 |
| Weflen | CC Teacher | 53,424 |
| Workman | Dean | 51,436 |

RURAL EDUCATION

| | | |
|-----------|------------------------|--------|
| Blood | Coordinator | 61,848 |
| Kaplan | Associate Prof Non Res | 54,660 |
| Kari | Associate Prof Res | 54,252 |
| Krauss | Professor (Non Res) | 52,960 |
| Krauss | Professor | |
| Myers | Coordinator | 60,408 |
| Pelletier | Coordinator | 54,804 |
| Pulu | Manager | 54,312 |
| Reed | Coordinator | 57,780 |
| Walker | Dean | 73,632 |
| Wood | Coordinator | 50,436 |

COOPERATIVE EXTENSION SERVICE

| | | |
|-----------|---------------------|--------|
| Archer | Assoc Prof Non Res | 53,556 |
| Ayotte | Assoc Prof Non Res | 66,264 |
| Backman | Professor Non Res | 65,146 |
| Baker | Assoc Prof Non Res | 59,484 |
| Barker | Assoc Prof Non Res | 69,912 |
| Doyle | Professor Non Res | 67,434 |
| Eichner | Assoc Prof Non Res | 57,096 |
| Karmun | Professor Non Res | 53,775 |
| Larson | Assist Prof Non Res | 50,400 |
| Matthews | Director | 84,384 |
| Morgan | Assoc Prof Non Res | 68,268 |
| Peter | Director | 50,003 |
| Purser | Assoc Prof Non Res | 58,136 |
| Quarberg | Assist Prof Non Res | 57,732 |
| Schneider | Assist Professor | 52,536 |
| Severns | Professor (Non Res) | 67,808 |
| Smith | Professor Non Res | 72,900 |
| Stetson | Professor Non Res | 68,100 |
| Them | Assist Prof Non Res | 47,127 |
| Vandre | Assoc Prof Non Res | 50,648 |

| SEQ | DEPT | B-U | TYP | NAME | CLASS | STUS | LOC | RNG | STP | SCH | YEARLY | |
|-----|------|-----|-----|--------------|------------|------|-----|-----|-----|-----|--------|-----------|
| 1 | 03 | X | M | MERPNER | CHARLES M | 7146 | PX | DAA | 25 | L | F | 98,028.00 |
| 2 | 03 | X | M | GOULD | JAMES V | 7146 | PX | HTA | 25 | F | H | 94,440.00 |
| 3 | 25 | X | M | SPRINGER | HEINRICH K | 1901 | PX | HTA | 26 | E | H | 94,440.00 |
| 4 | 41 | X | X | RABINOWITZ | JAY A | X011 | | JBA | | | 9 | 93,084.00 |
| 5 | 06 | X | M | FRASER | ROBERT | 5268 | PX | AWA | 29 | L | A | 88,068.00 |
| 6 | 25 | M | F | ZELLJEGER | MARK F | 0011 | | AWA | 00 | | 9 | 87,916.80 |
| 7 | 41 | X | X | BOSSHARD | JOHN | X013 | | EAA | | | 9 | 86,508.00 |
| 8 | 41 | X | X | COOKE | CHRISTOPHE | X013 | PX | DKA | | | 9 | 86,508.00 |
| 9 | 41 | X | X | JEFFERY | MICHAEL I | X013 | PX | MEA | | | 9 | 86,508.00 |
| 10 | 41 | X | X | JONES | PAUL B | X013 | | KAA | 28 | E | 9 | 86,508.00 |
| 11 | 41 | X | X | TUNLEY | CHARLES R | X013 | | HTA | | | 9 | 86,508.00 |
| 12 | 03 | X | M | DAVIS | HARRY L | 7146 | PX | JBA | 25 | K | E | 84,888.00 |
| 13 | 25 | X | M | GLENZER | HUBERT | 1951 | PX | JBA | 28 | E | E | 84,660.00 |
| 14 | 41 | X | X | BLAIR | JAMES R | X013 | | JBA | | | 9 | 83,928.00 |
| 15 | 41 | X | X | HODGES | JAY | X013 | | JBA | | | 9 | 83,928.00 |
| 16 | 41 | X | X | VANHOOMISSEN | GERALD | X013 | | JBA | | | 9 | 83,928.00 |
| 17 | 06 | X | X | CONRAD | HAROLD T | X099 | PX | EBA | 29 | F | 9 | 82,800.00 |
| 18 | 03 | X | M | WARDELL | THOMAS M | 7146 | PX | DQA | 25 | L | D | 82,224.00 |
| 19 | 05 | X | X | ROMESBURG | KERRY D | X099 | | AWA | 28 | K | A | 82,008.00 |
| 20 | 03 | X | M | DOOGAN | JAMES P | 7146 | PX | JBA | 25 | J | E | 81,816.00 |
| 21 | 03 | X | M | WOOD | LARRY D | 7146 | PX | JBA | 25 | J | E | 81,816.00 |
| 22 | 41 | X | X | BURKE | EDMOND W | X012 | | EBA | 30 | F | A | 81,648.00 |
| 23 | 41 | X | X | COMPTON | ALLEN T | X012 | | EBA | 30 | F | A | 81,648.00 |
| 24 | 25 | X | M | HORN | JOHN D | 1901 | PX | JBA | 26 | F | E | 81,648.00 |
| 25 | 41 | X | X | MATTHEWS | WARREN W | X012 | PX | EBA | 30 | F | A | 81,648.00 |
| 26 | 41 | X | X | MOORE | DANIEL A | X012 | PX | EBA | 30 | F | A | 81,648.00 |
| 27 | 25 | X | M | MORROW | JACK R | 1901 | PX | EAA | 26 | E | I | 81,648.00 |
| 28 | 01 | X | X | SHEFFIELD | WILLIAM J | X001 | PX | AWA | 30 | F | A | 81,648.00 |
| 29 | 41 | X | X | MADSEN | ROY H | X013 | PX | CAA | | | 9 | 81,348.00 |
| 30 | 06 | X | X | MARSHALL MD | ROBERT W | X099 | PX | EBA | 28 | F | 9 | 79,992.00 |
| 31 | 25 | S | M | DAVENA | RONALD S | 9748 | PE | HTA | 22 | K | G | 79,752.00 |
| 32 | 12 | S | M | DETEMPLE | JOSEPH F | 7708 | PE | DKA | 22 | K | G | 79,752.00 |
| 33 | 10 | S | M | EAKINS | GILBERT R | 8345 | PE | JBC | 24 | K | E | 79,752.00 |
| 34 | 06 | S | M | SCHULZ | JEANETTE | 5217 | PR | EBA | 27 | K | A | 79,752.00 |
| 35 | 25 | S | M | SISK | STEPHEN | 8924 | PE | JD | 25 | F | E | 79,752.00 |
| 36 | 06 | S | M | SPEENCE | DAVID A | 5226 | PE | AWA | 27 | K | A | 79,752.00 |
| 37 | 25 | S | M | VENUSTI | ROBERT R | 8917 | PE | JBA | 25 | F | E | 79,752.00 |
| 38 | 41 | X | X | SNOWDEN | ARTHUR H | X007 | PX | EBA | | | 9 | 79,644.00 |
| 39 | 30 | X | X | GOTTEHRER | SHEILA K | X099 | | JBA | 24 | K | E | 79,248.00 |
| 40 | 03 | X | M | HICKEY | DANIEL W | 7150 | PX | AWA | 27 | K | A | 79,248.00 |
| 41 | 05 | X | M | ENGEN | RICHARD B | 1901 | PX | AWA | 26 | L | A | 79,212.00 |
| 42 | 02 | X | M | HOVERSTEN | MELVIN L | 1901 | PX | EBA | 26 | L | A | 79,212.00 |
| 43 | 03 | X | M | KERNS | RICHARD P | 7147 | PX | EBA | 26 | L | A | 79,212.00 |
| 44 | 03 | X | M | PETERSON | ARTHUR H | 7147 | PX | AWA | 26 | L | A | 79,212.00 |
| 45 | 41 | X | M | BARRIER | RICHARD | 0161 | PX | EBA | 28 | J | A | 79,044.00 |
| 46 | 08 | X | X | CRAWFORD | LARRY D | X201 | PX | EBA | 29 | F | 9 | 78,864.00 |
| 47 | 01 | X | X | SHIVELY | JOHN T | X078 | PX | AWA | 29 | F | A | 78,864.00 |
| 48 | 08 | X | M | SIMS | JOHN F | 2202 | PX | JBA | 26 | E | E | 78,864.00 |
| 49 | 41 | X | X | CRANSTON | CHARLES K | X013 | | DQA | | | 9 | 78,768.00 |
| 50 | 41 | X | X | HANSON | JAMES A | X013 | | DQA | | | 9 | 78,768.00 |
| 51 | 10 | G | M | PESEL | GARNETT H | 8345 | PE | JBA | 24 | K | E | 78,468.00 |
| 52 | 04 | X | X | ROSE | DAVID A | X099 | PX | AWA | | | 9 | 78,000.00 |
| 53 | 06 | X | X | DATTAN | CHRISTOP H | X099 | PX | EBK | 27 | F | 9 | 77,304.00 |
| 54 | 06 | X | X | HAMILL | JAMES E | X099 | PX | EBA | | | 9 | 77,304.00 |
| 55 | 06 | X | X | LIVINGSTONE | BRUCE L | X099 | PX | EBA | 27 | F | 9 | 77,304.00 |
| 56 | 06 | X | X | REILLY | DOUGLAS K | X099 | PX | EBA | 27 | F | 9 | 77,304.00 |

| SEQ | DEPT | B-U | 1YP | NAME | CLASS | STUS | LOC | RNG | STP | SCH | YEARLY |
|-----|------|-----|-----|-----------------------|-------|------|-----|-----|-----|-----|-----------|
| 57 | 06 | X | X | SOUTH HERMAN H | X099 | PX | EBA | 27 | F | 9 | 77,304.00 |
| 58 | 06 | X | X | VEUTHEY PIERRE L | X099 | | EBA | 27 | F | 9 | 77,304.00 |
| 59 | 25 | S | M | LANE JAMES M | 8915 | PE | HTA | 22 | J | G | 77,088.00 |
| 60 | 25 | S | M | MCCALEB DAVID L | 8916 | PE | JBA | 24 | J | E | 77,088.00 |
| 61 | 03 | X | M | BALFE JOSEPH D | 7146 | PX | EBA | 25 | L | A | 76,452.00 |
| 62 | 03 | X | M | HANLEY WILLIAM H JR | 7146 | PX | EBA | 25 | L | A | 76,452.00 |
| 63 | 03 | X | M | MURPHREE BILL D | 7145 | PX | JBA | 24 | J | E | 76,380.00 |
| 64 | 25 | X | M | SCRIBNER JONATHAN W | 1951 | PX | AWA | 28 | D | 9 | 76,380.00 |
| 65 | 08 | X | M | COOK LOIS J | 1901 | PX | AWA | 26 | K | A | 76,344.00 |
| 66 | 01 | X | X | HERMAN LAURA J | X079 | PX | AWA | 26 | K | A | 76,344.00 |
| 67 | 05 | X | M | MORGAN MICHAEL C | 1901 | PX | AWA | 26 | K | A | 76,344.00 |
| 68 | 02 | X | M | WHEELER MICHAEL H | 1901 | PX | AWA | 26 | K | A | 76,344.00 |
| 69 | 25 | M | F | DWYER JOEL | 0008 | | ACA | 00 | | 9 | 76,210.56 |
| 70 | 41 | X | X | CRASKE DUANE K | X013 | PE | ARA | | | 9 | 76,200.00 |
| 71 | 41 | X | X | CUTLER BEVERLY W | X013 | PX | ECF | 28 | E | 9 | 76,200.00 |
| 72 | 41 | X | X | KEENE HENRY C JR | X013 | | AKB | 28 | E | 9 | 76,200.00 |
| 73 | 41 | X | X | BRYNER ALEXANDER | X012 | | EBA | 29 | E | A | 76,188.00 |
| 74 | 41 | X | X | COATS ROBERT G | X012 | | EBA | 29 | E | A | 76,188.00 |
| 75 | 01 | X | X | KATZ JOHN W | X816 | PX | NOA | 28 | F | 9 | 76,188.00 |
| 76 | 03 | X | M | LORENSEN RONALD W | 7148 | PX | AWA | 28 | F | A | 76,188.00 |
| 77 | 25 | X | M | MC MULLEN WILLIAM B | 1901 | PX | JBA | 26 | D | E | 76,188.00 |
| 78 | 01 | X | X | MCALPINE STEPHEN A | X002 | PX | AWA | 28 | F | A | 76,188.00 |
| 79 | 11 | X | M | PENNOYER STEVEN | 1951 | PX | AWA | 28 | F | A | 76,188.00 |
| 80 | 03 | X | M | SCHAEFER GEORGE F | 7146 | PX | DKA | 25 | A | G | 76,188.00 |
| 81 | 02 | X | M | SHEA JAMES R | 1951 | PX | AWA | 28 | F | A | 76,188.00 |
| 82 | 41 | X | X | SINGLETON JAMES K JR | X012 | | EBA | 29 | E | A | 76,188.00 |
| 83 | 02 | X | M | STRASBAUGH KATHLEEN J | 7145 | PX | NEA | 24 | B | H | 76,188.00 |
| 84 | 03 | X | M | VACEK JOHN R | 7145 | PX | HTA | 24 | B | H | 76,188.00 |
| 85 | 04 | X | X | MEANS WILLIAM L | X099 | PX | AWA | 27 | E | 9 | 75,000.00 |
| 86 | 25 | S | M | KELLER HARRY D | 8917 | PE | AWA | 25 | K | A | 74,496.00 |
| 87 | 06 | S | M | MCCOMBS JACK | 5339 | PE | JBA | 23 | K | E | 74,496.00 |
| 88 | 25 | S | M | SODEN LAURENCE L | 2298 | PE | JBA | 24 | F | E | 74,496.00 |
| 89 | 25 | S | M | SWEET LARRY R | 8916 | PE | JBC | 24 | F | E | 74,496.00 |
| 90 | 10 | X | X | VAN DYKE WILLIAM D | X099 | PX | EBA | 27 | F | 9 | 74,496.00 |
| 91 | 25 | S | M | WILLIAMS WALLACE K | 8924 | PE | AWA | 25 | K | A | 74,496.00 |
| 92 | 06 | X | X | HARDIE PHILIP W JR M | X099 | PX | EBA | 26 | F | 9 | 74,460.00 |
| 93 | 04 | X | X | BUSHRE PETER | X099 | PX | AWA | 27 | E | 9 | 74,004.00 |
| 94 | 03 | X | M | JONES CAROLYN E | 7146 | PX | EBA | 25 | K | A | 73,692.00 |
| 95 | 03 | X | M | KOPPERUD ROSS A | 7146 | PX | EBA | 25 | K | A | 73,692.00 |
| 96 | 03 | X | M | LEBLOND DAVID T | 7146 | PX | EBA | 25 | K | A | 73,692.00 |
| 97 | 03 | X | M | MELLOW WILLIAM G | 7146 | PX | AWA | 25 | K | A | 73,692.00 |
| 98 | 03 | X | M | MICHALSKI PETER A | 7146 | PX | EBA | 25 | K | A | 73,692.00 |
| 99 | 03 | X | M | TENNANT RICHARD B | 7146 | PX | EBA | 25 | K | A | 73,692.00 |
| 100 | 10 | X | M | ARNOLD ROBERT D | 1951 | PX | AWA | 28 | E | A | 73,620.00 |
| 101 | 03 | X | M | ATHENS EVERETT J JR | 7145 | PX | JBA | 24 | F | E | 73,620.00 |
| 102 | 10 | X | M | BARNETT JAMES K | 1951 | PX | EBA | 28 | E | A | 73,620.00 |
| 103 | 04 | X | M | BOTELHO BRUCE M | 1951 | PX | AWA | 28 | E | A | 73,620.00 |
| 104 | 41 | X | X | BUCKALEW SEABORN J JR | X013 | | EBA | 28 | E | A | 73,620.00 |
| 105 | 25 | X | M | CAMP JOE D | 1951 | PX | AWA | 28 | E | A | 73,620.00 |
| 106 | 41 | X | X | CARLSON VICTOR | X013 | | EBA | 28 | E | A | 73,620.00 |
| 107 | 41 | X | X | CARPENETI WALTER L | X013 | | AWA | 28 | E | A | 73,620.00 |
| 108 | 31 | X | X | CHARNEY MYRTON R | X201 | PX | AWA | 28 | E | A | 73,620.00 |
| 109 | 30 | X | X | CHENOWETH JOHN B | X099 | PX | AWA | 28 | E | A | 73,620.00 |
| 110 | 41 | X | M | COLE STEPHANIE | 0161 | PX | EBA | 28 | E | A | 73,620.00 |
| 111 | 11 | X | X | COLLINSWORTH DON W | X003 | | AWA | 28 | E | A | 73,620.00 |
| 112 | 20 | X | X | ENDELL ROGER V | X099 | PX | AWA | 28 | E | A | 73,620.00 |

| SEQ | DEPT | B-U | TYP | NAME | CLASS | STUS | LOC | RNG | STP | SCH | YEARLY | |
|-----|------|-----|-----|-------------|-----------|------|-----|-----|-----|-----|--------|-----------|
| 113 | 31 | X | X | ENDICOTT | WARREN W | X201 | PX | AWA | 28 | E | A | 73,620.00 |
| 114 | 01 | X | X | GILLESPIE | RAYMOND A | X084 | PX | AWA | 28 | E | A | 73,620.00 |
| 115 | 41 | X | X | GONZALEZ | RENE J | X013 | | EBA | | 9 | | 73,620.00 |
| 116 | 03 | X | X | GORSUCH | NORMAN C | X003 | | AWA | 28 | E | A | 73,620.00 |
| 117 | 02 | X | M | HAGEY | JOHN W | 7146 | PX | JBA | 25 | D | E | 73,620.00 |
| 118 | 41 | X | X | HUHT | KAREN L | X013 | | EBA | 28 | E | A | 73,620.00 |
| 119 | 41 | X | X | JOHNSTONE | KARL S | X013 | PX | EBA | 28 | E | A | 73,620.00 |
| 120 | 41 | X | X | KATZ | JOAN M | X013 | | EBA | | 9 | | 73,620.00 |
| 121 | 25 | X | X | KNAPP | RICHARD J | X003 | | AWA | 28 | E | A | 73,620.00 |
| 122 | 25 | X | M | LIND | RONALD B | 1901 | PX | AWA | 26 | E | 9 | 73,620.00 |
| 123 | 08 | X | X | LOUNSBURY | LOREN H | X003 | PX | AWA | 28 | E | A | 73,620.00 |
| 124 | 04 | X | X | NORDALE | MARY A | X003 | PX | AWA | 28 | E | A | 73,620.00 |
| 125 | 21 | X | X | NOTTI | EMIL R | X003 | PX | AWA | 28 | E | A | 73,620.00 |
| 126 | 02 | X | M | OROURKE | RUTH E | 7144 | PX | MEA | 22 | E | H | 73,620.00 |
| 127 | 09 | X | X | PAGANO | EDWARD G | X003 | | EBA | 28 | E | A | 73,620.00 |
| 128 | 41 | X | X | PEGUES | RODGER W | X013 | | AWA | 28 | E | A | 73,620.00 |
| 129 | 06 | X | X | PUGH | JOHN R | X033 | PX | AWA | 28 | E | A | 73,620.00 |
| 130 | 05 | X | X | RAYNOLDS | HAROLD JR | X003 | | AWA | 28 | E | A | 73,620.00 |
| 131 | 41 | X | X | RIPLEY | J JUSTIN | X013 | | EBA | 28 | E | A | 73,620.00 |
| 132 | 07 | X | X | ROBISON | JIM E | X003 | | AWA | 28 | E | A | 73,620.00 |
| 133 | 18 | X | X | ROSS | WILLIAM R | X003 | PX | AWA | 28 | E | A | 73,620.00 |
| 134 | 02 | X | X | RUDD | LISA S | X003 | PX | AWA | 28 | E | A | 73,620.00 |
| 135 | 41 | X | X | SCHULZ | THOMAS E | X013 | | ACA | 28 | E | A | 73,620.00 |
| 136 | 41 | X | X | SERDAHELY | DOUGLAS J | X013 | PX | EBA | 28 | E | A | 73,620.00 |
| 137 | 41 | X | X | SHORTELL | BRIAN C | X013 | PX | EBA | 28 | E | A | 73,620.00 |
| 138 | 41 | X | X | SOUTER | MILTON M | X013 | PX | EBA | 28 | E | A | 73,620.00 |
| 139 | 25 | X | M | SPARKS | WARREN S | 1951 | PX | AWA | 28 | E | A | 73,620.00 |
| 140 | 01 | X | X | SPEILBERG | ANNE M | X824 | PX | JBA | 24 | F | E | 73,620.00 |
| 141 | 02 | X | M | STAACK | ANSELM | 1951 | PX | AWA | 28 | E | A | 73,620.00 |
| 142 | 12 | X | X | SUNDBERG | ROBERT J | X003 | PX | AWA | 28 | E | A | 73,620.00 |
| 143 | 41 | X | X | TAYLOR | WARREN W | X013 | | EBA | | 9 | | 73,620.00 |
| 144 | 02 | X | M | TILLERY | CRAIG J | 7145 | PX | HTA | 24 | A | H | 73,620.00 |
| 145 | 12 | X | M | VADEN | JAMES D | 1951 | PX | AWA | 28 | E | A | 73,620.00 |
| 146 | 03 | X | X | WAGNON | BERTRAM L | X201 | PX | EBA | 28 | E | 9 | 73,620.00 |
| 147 | 03 | X | M | WALTON | LINDA L | 7145 | PX | JDA | 24 | F | E | 73,620.00 |
| 148 | 03 | X | M | WOOD | MARK I | 7145 | PX | JBA | 24 | F | E | 73,620.00 |
| 149 | 10 | X | X | WUNNICKE | ESTHER C | X003 | PX | AWA | 28 | E | A | 73,620.00 |
| 150 | 31 | X | X | BERRIER | BILLY G | X401 | PX | AWA | 26 | J | A | 73,584.00 |
| 151 | 25 | X | M | COOK | MORTON J | 1901 | PX | AWA | 26 | J | A | 73,584.00 |
| 152 | 03 | X | M | FISCHER | STANLEY T | 7147 | PX | EBA | 26 | J | A | 73,584.00 |
| 153 | 02 | X | M | GRIGGS | DALE | 1842 | PX | EBA | 24 | K | 9 | 73,584.00 |
| 154 | 01 | X | X | HOGAN | J HARRIE | X066 | PX | AWA | 26 | J | A | 73,584.00 |
| 155 | 25 | X | M | REDICK | ROWE D | 1901 | PX | EBA | 26 | J | A | 73,584.00 |
| 156 | 10 | X | M | SCHAFF | ROSS G | 1901 | PX | EBA | 26 | J | A | 73,584.00 |
| 157 | 25 | X | M | SIMPSON | JOHN J | 1901 | PX | AWA | 26 | J | A | 73,584.00 |
| 158 | 33 | X | X | WILKERSON | GERALD L | X039 | | AWA | 26 | J | A | 73,584.00 |
| 159 | 04 | X | X | ALEXANDER | RICHARD E | X099 | PX | AWA | | 9 | | 73,500.00 |
| 160 | 41 | X | X | BREMSON | FRANCIS L | X099 | PR | EBA | | 9 | | 73,500.00 |
| 161 | 06 | G | M | MIDDAUGH | JOHN P | 5217 | PE | EBA | 27 | F | A | 73,248.00 |
| 162 | 41 | X | X | CONNELLY | HUGH H | X014 | | JBA | | 9 | | 72,540.00 |
| 163 | 41 | X | X | CRUTCHFIELD | HERSHEL | X014 | PX | JBA | | 9 | | 72,540.00 |
| 164 | 41 | X | X | KAUVAR | JANE F | X014 | | JBA | | 9 | | 72,528.00 |
| 165 | 12 | A | M | HICKMAN | RICHARD C | 7705 | PE | DKA | 78 | K | G | 72,372.00 |
| 166 | 25 | C | F | JACKINSKY | WALTER | 0036 | | DWA | 00 | | 9 | 72,057.60 |
| 167 | 25 | C | F | KLABO | JOHN A | 0036 | | DWA | 00 | | 9 | 72,057.60 |
| 168 | 05 | T | T | BOOHER | ROBERT D | T999 | | DSA | 00 | | 9 | 71,836.80 |

| SEQ | DEPT | B-U | TYP | NAME | CLASS | STUS | LOC | RNG | STP | SCH | YEARLY | |
|-----|------|-----|-----|--------------|--------------|------|-----|-----|-----|-----|--------|-----------|
| 169 | 25 | S | M | BUFCHLER | FRIEDRICH | 8679 | PE | JBA | 24 | E | E | 71,796.00 |
| 170 | 25 | S | M | CAMERON | HAROLD A | 2716 | PE | JBA | 23 | J | E | 71,796.00 |
| 171 | 25 | S | M | CLWEE | DAVID W | 8633 | PE | JBA | 23 | J | E | 71,796.00 |
| 172 | 25 | S | M | HALSTED | DONALD E | 8916 | PE | AWA | 24 | L | A | 71,796.00 |
| 173 | 25 | S | M | OLIGNEY | ROBERT E | 8916 | PE | JBA | 24 | E | E | 71,796.00 |
| 174 | 25 | S | M | PATERSON | JOHN H | 8634 | PE | JBA | 23 | J | E | 71,796.00 |
| 175 | 25 | S | M | PLATZKE | RODNEY R | 8679 | PE | JBA | 24 | E | E | 71,796.00 |
| 176 | 25 | S | M | ROSS | DOYLE W | 8916 | PE | EBA | 24 | L | A | 71,796.00 |
| 177 | 10 | S | M | SMITH | THOMAS E | 8345 | PE | JBC | 24 | E | E | 71,796.00 |
| 178 | 31 | X | X | STADLEY | RICHARD A | X402 | PX | AWA | 24 | L | A | 71,064.00 |
| 179 | 04 | X | X | DAVIS | PERRY T | X036 | PX | EBA | | 9 | | 71,058.36 |
| 180 | 03 | X | M | BRANCHFLOWER | STEPHEN E | 7146 | PX | EBA | 25 | J | A | 71,028.00 |
| 181 | 04 | X | M | KLEIN | MYRON W | 1269 | PX | EBA | 25 | J | A | 71,028.00 |
| 182 | 03 | X | M | KOESTER | G THOMAS | 7146 | PX | AWA | 25 | J | A | 71,028.00 |
| 183 | 03 | X | M | LINTON | LEONARD M JR | 7146 | PX | EBA | 25 | J | A | 71,028.00 |
| 184 | 03 | X | M | MANHHEIMER | DAVID | 7146 | PX | EBA | 25 | J | A | 71,028.00 |
| 185 | 03 | X | M | MAYNARD | ROBERT M | 7146 | PX | AWA | 25 | J | A | 71,028.00 |
| 186 | 03 | X | M | MC GEE | JACK B | 7146 | PX | AWA | 25 | J | A | 71,028.00 |
| 187 | 03 | X | M | MERTZ | DOUGLAS K | 7146 | PX | AWA | 25 | J | A | 71,028.00 |
| 188 | 06 | X | M | BETIT | RODERICK L | 1901 | PX | AWA | 26 | F | A | 70,920.00 |
| 189 | 25 | X | M | BLACK | EUGENE H | 1901 | PX | AWA | 26 | F | A | 70,920.00 |
| 190 | 04 | X | M | BOETSCH | FREDERICK | 1901 | PX | EBA | 26 | F | A | 70,920.00 |
| 191 | 08 | X | X | CHATTERTON | CLARENCE V | X321 | PX | EBA | 27 | E | 9 | 70,920.00 |
| 192 | 10 | X | X | EASON | JAMES E | X099 | PX | EBA | | 9 | | 70,920.00 |
| 193 | 02 | X | M | FABE | DANA A | 7160 | PX | EBA | 26 | F | A | 70,920.00 |
| 194 | 01 | X | X | HARRISON | GORDON S | X066 | PX | AWA | 26 | F | A | 70,920.00 |
| 195 | 09 | X | M | HOYT | JOHN V | 1901 | PX | EBA | 26 | F | A | 70,920.00 |
| 196 | 31 | X | X | KADOW | CHARITY B | X728 | PX | EBA | 26 | F | A | 70,920.00 |
| 197 | 11 | X | M | KELSO | DENNIS D | 1951 | PX | AWA | 28 | D | A | 70,920.00 |
| 198 | 03 | X | M | KRUMM | VICTOR C | 7147 | PX | EBA | 26 | F | A | 70,920.00 |
| 199 | 07 | X | M | LANDAU | ROBERT W | 1951 | PX | AWA | 28 | D | A | 70,920.00 |
| 200 | 11 | X | M | LOGAN | E RICHARD | 1901 | PX | AWA | 26 | F | A | 70,920.00 |
| 201 | 02 | X | M | NORTHRIP | CHARLES M | 1943 | PX | AWA | 26 | F | A | 70,920.00 |
| 202 | 03 | X | M | OLSEN | RANDY M | 7145 | PX | JBA | 24 | E | E | 70,920.00 |
| 203 | 03 | X | M | PEGUES | RICHARD I | 1901 | PX | AWA | 26 | F | A | 70,920.00 |
| 204 | 05 | X | M | POLLEY | ERNEST | 1901 | PX | AWA | 26 | F | A | 70,920.00 |
| 205 | 02 | X | M | RAYE | FRANK H JR | 1901 | PX | AWA | 26 | F | A | 70,920.00 |
| 206 | 04 | X | M | SHARROCK | PATRICK L | 1901 | PX | EBA | 26 | F | A | 70,920.00 |
| 207 | 06 | X | M | SIPE | CONNIE J | 1951 | PX | AWA | 28 | D | A | 70,920.00 |
| 208 | 10 | X | X | HANSEN | JAMES J | X099 | PX | EBA | 26 | F | 9 | 70,572.00 |
| 209 | 01 | X | X | NEVE | RICHARD A | X757 | PX | AWA | 28 | E | 9 | 69,996.00 |
| 210 | 11 | S | M | COADY | JOHN W | 6164 | PE | HTA | 22 | D | G | 69,312.00 |
| 211 | 25 | S | M | ESCH | DAVID C | 8915 | PE | JBC | 22 | K | E | 69,312.00 |
| 212 | 04 | S | M | HEIER | GERALD D | 1266 | PE | EBA | 24 | K | A | 69,312.00 |
| 213 | 12 | S | M | LAWRENCE | DONALD R | 7708 | PE | JBA | 22 | K | E | 69,312.00 |
| 214 | 12 | S | M | LITERA | TIMOTHY | 7734 | PE | HTA | 21 | F | G | 69,312.00 |
| 215 | 06 | S | M | LONDO | PATRICK J | 5320 | PE | EAA | 22 | J | I | 69,312.00 |
| 216 | 18 | S | M | LOWERY | DOUGLAS L | 8659 | PE | JBA | 22 | K | E | 69,312.00 |
| 217 | 10 | S | M | MCGEE | DON L | 8345 | PE | EBA | 24 | K | A | 69,312.00 |
| 218 | 25 | S | M | MISTEREK | PAUL W | 8915 | PE | JBA | 22 | K | E | 69,312.00 |
| 219 | 25 | S | M | RHODE | JAMES J | 8916 | PE | EBA | 24 | K | A | 69,312.00 |
| 220 | 25 | S | M | URBACH | DANIEL D | 8634 | PE | JBA | 23 | F | E | 69,312.00 |
| 221 | 05 | X | X | GULYAS | PAUL J | X099 | | AWA | 23 | M | A | 68,976.00 |
| 222 | 33 | X | X | JENSON | MERLE R | X050 | | AWA | 24 | K | A | 68,496.00 |
| 223 | 03 | X | M | MURPHY | EUGENE P | 7145 | PX | EBA | 24 | K | A | 68,496.00 |
| 224 | 03 | X | H | CHRISTIANSON | CYNTHIA P | 7146 | TE | EBA | 25 | F | A | 68,464.44 |

| SEQ | DEPT | B-U | TYP | NAME | CLASS | STUS | LOC | RNG | STP | SCH | YEARLY | |
|-----|------|-----|-----|-------------|-------------|------|-----|-----|-----|-----|--------|-----------|
| 225 | 03 | X | H | MIRACLE | BARBARA J | 7146 | PX | EBA | 25 | F | A | 68,464.44 |
| 226 | 02 | X | H | STEINKRUGER | NIESJE J | 7145 | PX | JBA | 24 | D | E | 68,464.44 |
| 227 | 03 | X | M | BALDWIN | JAMES L | 7146 | PX | AWA | 25 | F | A | 68,460.00 |
| 228 | 04 | X | M | BARKER | MILTON B | 1951 | PX | AWA | 28 | C | A | 68,460.00 |
| 229 | 08 | X | M | BENESCH | GEORGE L | 2338 | PX | EBA | 25 | F | A | 68,460.00 |
| 230 | 10 | X | M | BROSSIA | JERRY L | 6660 | PX | JBA | 26 | A | E | 68,460.00 |
| 231 | 20 | X | M | BROWN | KENNETH E | 1901 | PX | JBA | 26 | A | E | 68,460.00 |
| 232 | 04 | X | M | BULLOCK | DONALD M JR | 1269 | PX | AWA | 25 | F | A | 68,460.00 |
| 233 | 25 | X | M | DIXON | MIM H | 1901 | PX | JBA | 26 | A | E | 68,460.00 |
| 234 | 03 | X | M | FOSTER | GARY G | 7145 | PX | JBA | 24 | D | E | 68,460.00 |
| 235 | 41 | X | M | GIBSON | CHARLES M | 0334 | PX | JBA | 24 | D | E | 68,460.00 |
| 236 | 01 | X | X | GROGAN | ROBERT L | X066 | PX | AWA | 26 | E | A | 68,460.00 |
| 237 | 03 | X | M | GRUENSTEIN | PETER E | 7146 | PX | EBA | 25 | F | A | 68,460.00 |
| 238 | 05 | X | M | HANABLE | WILLIAM S | 3509 | PX | EBA | 26 | E | A | 68,460.00 |
| 239 | 03 | X | M | HANLEY | JAMES L | 7145 | PX | DQA | 24 | F | D | 68,460.00 |
| 240 | 04 | X | M | HILLHOUSE | THERESA L | 1269 | PX | AWA | 25 | F | A | 68,460.00 |
| 241 | 02 | X | M | HUMPHREYS | JOE K | 1901 | PX | AWA | 26 | E | A | 68,460.00 |
| 242 | 04 | X | M | JONES | ERVIN B | 1901 | PX | AWA | 26 | E | A | 68,460.00 |
| 243 | 03 | X | M | KENNEDY | ELIZABETH | 7146 | PX | EBA | 25 | F | A | 68,460.00 |
| 244 | 08 | X | M | KIRKPATRICK | WILLIS F | 1901 | PX | AWA | 26 | E | A | 68,460.00 |
| 245 | 08 | X | X | KUGLER | HARRY W | X321 | PX | EBA | 27 | D | 9 | 68,460.00 |
| 246 | 03 | X | M | MAYO | STEPHEN A | 7146 | PX | EBA | 25 | F | A | 68,460.00 |
| 247 | 07 | X | M | MCCLINTOCK | JACQUELYN | 1901 | PX | AWA | 26 | E | A | 68,460.00 |
| 248 | 02 | X | M | MCCUNE | GEORGE B | 7145 | PX | DKA | 24 | A | F | 68,460.00 |
| 249 | 01 | X | X | PRICE | ROBERT E | X814 | PX | MOA | 25 | F | 9 | 68,460.00 |
| 250 | 06 | X | M | SEARS | LEWIS J JR | 1980 | PX | EBA | 27 | D | A | 68,460.00 |
| 251 | 21 | X | M | SMITH | JEFF S | 1951 | PX | AWA | 28 | C | A | 68,460.00 |
| 252 | 08 | X | X | SMITH | LONNIE C | X321 | PX | EBA | 27 | D | 9 | 68,460.00 |
| 253 | 03 | X | M | SNOW | D REBECCA | 7145 | PX | JBA | 24 | D | E | 68,460.00 |
| 254 | 03 | X | M | SVOBODNY | RICHARD | 7146 | PX | AWA | 25 | F | A | 68,460.00 |
| 255 | 08 | X | M | TREAGER | HARRY D | 1901 | PX | AWA | 26 | E | A | 68,460.00 |
| 256 | 02 | X | M | VALENSI | JOHN P | 1901 | PX | AWA | 26 | E | A | 68,460.00 |
| 257 | 01 | X | X | WHEELER | FRANK M | X066 | PX | AWA | 26 | E | A | 68,460.00 |
| 258 | 08 | X | M | WILLIAMS | JANIS C | 2338 | PX | EBA | 25 | F | A | 68,460.00 |
| 259 | 10 | X | X | BOND | TED J JR | X099 | PX | EBA | 27 | D | 9 | 68,112.00 |
| 260 | 10 | G | M | LYLE | WILLIAM M | 8345 | PE | EBA | 24 | K | A | 68,112.00 |
| 261 | 41 | X | X | HORNADAY | JAMES C | X014 | PX | CYB | | | 9 | 68,088.00 |
| 262 | 25 | G | M | MOODY | JAMES E | 2296 | PE | EBA | 21 | M | 9 | 67,800.00 |
| 263 | 08 | X | X | BATT | WILLIAM H | X324 | PX | EBA | 26 | D | 9 | 67,500.00 |
| 264 | 12 | A | M | BARNARD | SAMUEL L | 7786 | PE | JBA | 79 | K | E | 67,260.00 |
| 265 | 06 | S | M | ARNOLD | DAVID E | 4102 | PE | EBA | 23 | L | A | 66,828.00 |
| 266 | 11 | S | M | BANDIROLA | LOUIS | 6171 | PE | AWA | 23 | L | A | 66,828.00 |
| 267 | 25 | S | M | BAUMGARTNER | WILLIAM L | 8916 | PE | AWA | 24 | J | A | 66,828.00 |
| 268 | 11 | S | M | BISHOP | RICHARD H | 6164 | PE | JBA | 22 | J | E | 66,828.00 |
| 269 | 06 | S | M | BRANTON | THOMAS R | 5965 | PE | AWA | 23 | L | A | 66,828.00 |
| 270 | 25 | S | M | COYLE | CHARLES M | 9441 | PE | HTA | 20 | J | G | 66,828.00 |
| 271 | 25 | S | M | GEORGE | JEROME R | 8679 | PE | EBA | 24 | J | A | 66,828.00 |
| 272 | 06 | S | M | GREGOVICH | ROBERT P JR | 5364 | PE | AWA | 23 | L | A | 66,828.00 |
| 273 | 12 | S | M | HILDRETH | JOSEPH K | 7734 | PE | DKA | 20 | J | G | 66,828.00 |
| 274 | 11 | S | M | HINMAN | ROBERT A | 6171 | PE | AWA | 23 | L | A | 66,828.00 |
| 275 | 25 | S | M | HOFFMANN | FRANK H | 8916 | PE | EBA | 24 | J | A | 66,828.00 |
| 276 | 25 | S | M | LARSON | ROBERT W | 8915 | PR | EAA | 22 | F | I | 66,828.00 |
| 277 | 25 | S | M | LARUE | ROBERT K | 1923 | PE | EAA | 19 | K | 9 | 66,828.00 |
| 278 | 05 | S | M | LEIBOWITZ | MARGARET | 3576 | PE | AWA | 23 | L | A | 66,828.00 |
| 279 | 12 | S | M | LOCHMAN | ROBERT A | 7777 | PE | CAA | 22 | K | B | 66,828.00 |
| 280 | 25 | S | M | MORBERG | KEITH R | 8924 | PE | EBA | 25 | E | A | 66,828.00 |

| SEQ | DEPT | B-U | TYP | NAME | CLASS | STUS | LOC | RNG | STP | SCH | YEARLY | |
|-----|------|-----|-----|---------------|------------|------|-----|-----|-----|-----|--------|-----------|
| 281 | 02 | S | M | STEWART | ROBERT L | 1933 | PE | AWA | 23 | L | A | 66,828.00 |
| 282 | 12 | S | M | TETZLAFF | DONALD H | 7736 | PE | EBA | 24 | J | A | 66,828.00 |
| 283 | 25 | C | F | HERNDON | HOMER T | 0038 | | DWA | 00 | | 9 | 66,744.00 |
| 284 | 25 | C | F | SOUCIE | JAMES M | 0038 | | DWA | 00 | | 9 | 66,744.00 |
| 285 | 03 | X | M | JAHNKE | THOMAS M | 7145 | PX | AWA | 24 | J | A | 66,024.00 |
| 286 | 03 | X | M | MILLS | MARTHA T | 7145 | PX | EBA | 24 | J | A | 66,024.00 |
| 287 | 03 | X | M | STARK | MICHAEL J | 7145 | PX | AWA | 24 | J | A | 66,024.00 |
| 288 | 02 | X | M | CANNON | JAMES H | 7145 | PX | JBA | 24 | C | E | 65,976.00 |
| 289 | 03 | X | M | CYRUS | EUGENE B | 7145 | PX | ECF | 24 | F | C | 65,976.00 |
| 290 | 08 | X | M | DICKEY | DON S | 1901 | PX | AWA | 26 | D | A | 65,976.00 |
| 291 | 08 | X | M | ELDER | FRANKLIN T | 1951 | PX | AWA | 28 | B | A | 65,976.00 |
| 292 | 06 | X | X | EVELAND | CHARLES L | X099 | PX | EBA | 25 | E | 9 | 65,976.00 |
| 293 | 03 | X | M | FRANK | MICHAEL J | 7146 | PX | EBA | 25 | E | A | 65,976.00 |
| 294 | 02 | X | M | GIBBONS | WILLIAM J | 1901 | PX | AWA | 26 | D | A | 65,976.00 |
| 295 | 32 | X | X | GREANY | MICHAEL J | X201 | PX | AWA | 26 | D | A | 65,976.00 |
| 296 | 03 | X | M | HENRY | MARY A | 7146 | PX | ACA | 25 | E | A | 65,976.00 |
| 297 | 03 | X | M | HUTCHINGS | STEPHEN H | 7146 | PX | ARA | 25 | D | C | 65,976.00 |
| 298 | 18 | X | M | KELTON | KEITH A | 1901 | PX | AWA | 26 | D | A | 65,976.00 |
| 299 | 07 | X | M | KNIGHT | JUDY G | 1901 | PX | AWA | 26 | D | A | 65,976.00 |
| 300 | 12 | X | M | KOLIVOSKY | MICHAEL C | 1901 | PX | EBA | 26 | D | A | 65,976.00 |
| 301 | 20 | X | M | LADWIG | WILLIAM W | 1951 | PX | AWA | 28 | B | A | 65,976.00 |
| 302 | 05 | X | M | LUTHER | RICHARD J | 1901 | PX | AWA | 26 | D | A | 65,976.00 |
| 303 | 03 | X | M | LYLE | PAUL R | 7145 | PX | JBA | 24 | C | E | 65,976.00 |
| 304 | 25 | X | M | MALICK | DANIEL F | 1901 | PX | AWA | 26 | D | A | 65,976.00 |
| 305 | 03 | X | M | MCCONNELL | DWAYNE W | 7146 | PX | CAA | 25 | C | D | 65,976.00 |
| 306 | 25 | X | M | MERRILL | JOSEPH S | 1901 | PX | EBA | 26 | D | A | 65,976.00 |
| 307 | 11 | X | M | MOBERLY | STANLEY A | 1901 | PX | AWA | 26 | D | A | 65,976.00 |
| 308 | 08 | X | X | MORRIS | EDWIN L | X324 | PX | EBA | 26 | D | 9 | 65,976.00 |
| 309 | 08 | X | M | OREILLY | J VINCENT | 1951 | PX | AWA | 28 | B | A | 65,976.00 |
| 310 | 11 | X | M | PAMPLIN | W LEWIS JR | 1901 | PX | EBA | 26 | D | A | 65,976.00 |
| 311 | 02 | X | M | PLUMMER | SUSAN K | 1901 | PX | AWA | 26 | D | A | 65,976.00 |
| 312 | 18 | X | M | PUBLICOVER | WILLIAM A | 1901 | PX | AWA | 26 | D | A | 65,976.00 |
| 313 | 05 | X | X | ROCHELEAU | LARRAE E | X099 | PX | ARC | 26 | C | C | 65,976.00 |
| 314 | 03 | X | M | ROOSA | KENNETH S | 7145 | PX | JBA | 24 | C | E | 65,976.00 |
| 315 | 25 | X | M | RUSSO | GUY A | 1901 | PX | EBF | 26 | D | A | 65,976.00 |
| 316 | 03 | X | M | SCHULER | BRYAN E | 7144 | PX | DKA | 22 | C | G | 65,976.00 |
| 317 | 25 | G | M | FREITAG | BRUCE R | 9740 | PR | AWA | 24 | J | A | 65,640.00 |
| 318 | 10 | X | X | MULL | CHARLES G | X099 | PX | EBA | 24 | J | 9 | 65,640.00 |
| 319 | 25 | G | M | WHITEHEAD | JACK G | 1293 | PE | JBA | 21 | L | E | 65,640.00 |
| 320 | 05 | T | T | RICHARDSON | ROBERT | T999 | | DSA | 00 | | 9 | 65,057.64 |
| 321 | 25 | C | F | HOFSTAD | RICHARD T | 0036 | | DSA | 00 | | 9 | 65,001.60 |
| 322 | 25 | C | F | ROSENQUIST | BILL R | 0036 | | DSA | 00 | | 9 | 65,001.60 |
| 323 | 25 | C | F | SMITH | ROBERT W | 0036 | | AWA | 00 | | 9 | 64,992.00 |
| 324 | 12 | A | M | ARRANTS | DAVID L | 7703 | PE | MEA | 76 | K | H | 64,824.00 |
| 325 | 12 | A | M | CRAWFORD | RANDY | 7704 | PE | CAA | 77 | F | H | 64,824.00 |
| 326 | 12 | A | M | HAMES | PATRICK L | 7704 | PE | DKA | 77 | J | G | 64,824.00 |
| 327 | 12 | A | M | HENSLEE | LAWRENCE | 7703 | PE | EZA | 76 | K | H | 64,824.00 |
| 328 | 12 | A | M | KITCHENMASTER | DONALD | 7704 | PE | HTA | 77 | K | F | 64,824.00 |
| 329 | 12 | A | M | YOUNG | ROLLIN T | 7704 | PE | CAA | 77 | F | H | 64,824.00 |
| 330 | 12 | A | M | YOUNGREN | CURTIS D | 7705 | PE | CKC | 78 | F | F | 64,824.00 |
| 331 | 25 | C | F | SACKETT | LARRY N | 0039 | | DWA | 00 | | 9 | 64,540.80 |
| 332 | 06 | S | M | ADELMAYER | JOSEPH M | 5339 | PE | AWA | 23 | K | A | 64,476.00 |
| 333 | 25 | S | M | BECK | ROBERT P | 8634 | PE | AWA | 23 | K | A | 64,476.00 |
| 334 | 25 | S | M | BURTON | SHERMAN D | 2148 | PE | AWA | 23 | K | A | 64,476.00 |
| 335 | 11 | S | M | CLARK | JOHN H | 6164 | PR | JBA | 22 | F | E | 64,476.00 |
| 336 | 25 | S | M | DOWNING | RICHARD E | 8633 | PE | EBA | 23 | K | A | 64,476.00 |

| SEQ | DEPT | B-U | TYP | NAME | CLASS | STUS | LOC | RNG | STP | SCH | YEARLY | |
|-----|------|-----|-----|--------------|--------------|------|-----|-----|-----|-----|--------|-----------|
| 337 | 06 | S | M | DUKE | VERONICA M | 5339 | PE | EBA | 23 | K | A | 64,476.00 |
| 338 | 25 | S | M | ENTZEL | ORLEN R | 8915 | PE | JBA | 22 | F | E | 64,476.00 |
| 339 | 07 | S | M | FLEEK | LOTTIE | 4654 | PE | JBA | 21 | K | E | 64,476.00 |
| 340 | 06 | S | M | FRAIR | CHERYL J | 5339 | PE | EBA | 23 | K | A | 64,476.00 |
| 341 | 25 | S | M | FRIEND | DONALD D | 8915 | PE | AWA | 22 | M | A | 64,476.00 |
| 342 | 10 | S | M | GILBERT | WYATT G | 8345 | PE | AWA | 24 | F | A | 64,476.00 |
| 343 | 12 | S | M | GILMOUR | WALTER J | 7709 | PE | EBA | 24 | F | A | 64,476.00 |
| 344 | 05 | S | M | HILEY | GERALD D | 3180 | PE | AWA | 24 | F | A | 64,476.00 |
| 345 | 10 | S | M | HOLLETT | GEORGE K | 6657 | PE | EBA | 23 | K | A | 64,476.00 |
| 346 | 12 | S | M | JORDAN | TERRY C | 7706 | PE | JBA | 22 | F | E | 64,476.00 |
| 347 | 12 | S | M | KORHONEN | MICHAEL | 7709 | PE | EBA | 23 | K | A | 64,476.00 |
| 348 | 02 | S | M | KREFTING | CARL T | 1841 | PE | AWA | 23 | K | A | 64,476.00 |
| 349 | 25 | S | M | LEONARD | LEROY E | 8915 | PE | JBC | 22 | F | E | 64,476.00 |
| 350 | 25 | S | M | MARTIN | JOHN D | 2297 | PE | JBA | 22 | F | E | 64,476.00 |
| 351 | 02 | S | M | MASTERS | HENRY L | 1240 | PE | AWA | 23 | K | A | 64,476.00 |
| 352 | 12 | S | M | MCCONNAUGHEY | JOHN T | 7708 | PR | ECF | 23 | J | C | 64,476.00 |
| 353 | 11 | S | M | MCNULLEN | JOHN C | 6188 | PE | AWA | 23 | K | A | 64,476.00 |
| 354 | 25 | S | M | MILLER | JOHN A | 8915 | PE | JBA | 22 | F | E | 64,476.00 |
| 355 | 05 | S | M | MUNRO | ALAN R | 3519 | PE | AWA | 23 | K | A | 64,476.00 |
| 356 | 12 | S | M | MYERS | JOHN J | 7706 | PE | JBA | 21 | K | E | 64,476.00 |
| 357 | 12 | S | M | NUTGRASS | JAMES R | 7703 | PE | EBA | 23 | K | A | 64,476.00 |
| 358 | 12 | S | M | PARKER | LOWELL D | 7736 | FR | EBA | 25 | D | A | 64,476.00 |
| 359 | 25 | S | M | RASMUSSEN | LOREN L | 8916 | PE | AWA | 24 | F | A | 64,476.00 |
| 360 | 10 | S | M | REGER | RICHARD D | 8344 | PE | JBC | 22 | F | E | 64,476.00 |
| 361 | 12 | S | M | SHOVER | ROBERT J | 7706 | PE | JBA | 21 | K | E | 64,476.00 |
| 362 | 05 | S | M | SPAZIANI | RICHARD L | 3176 | PE | AWA | 23 | K | A | 64,476.00 |
| 363 | 12 | S | M | SWACKHAMMER | CLAUDE E | 7708 | PE | DOD | 22 | K | D | 64,476.00 |
| 364 | 25 | S | M | WILLIAMS | HUGH H | 2716 | PE | AWA | 23 | K | A | 64,476.00 |
| 365 | 31 | X | X | PEKOVICH | SAM | X217 | PX | AWA | 22 | M | A | 64,356.00 |
| 366 | 02 | X | M | MCNULLEN | MICHAEL P | 1495 | PX | AWA | 23 | K | A | 64,080.00 |
| 367 | 25 | D | F | CROFT | MICHAEL D | 0032 | | DWA | 00 | | 9 | 63,996.00 |
| 368 | 25 | B | F | JOHANNES | JOE A | 0032 | | DSA | 00 | | 9 | 63,996.00 |
| 369 | 08 | X | X | AGI | LOUIS E | X004 | PX | EBA | 26 | C | A | 63,636.00 |
| 370 | 41 | X | X | ANDERSON | GLEN C | X014 | PX | EBA | 26 | C | A | 63,636.00 |
| 371 | 10 | X | M | ANDERSON | JAMES R | 1901 | PX | EBA | 26 | C | A | 63,636.00 |
| 372 | 41 | X | X | ANDREWS | ELAINE M | X014 | PX | EBA | 26 | C | A | 63,636.00 |
| 373 | 41 | X | X | ASPER | LIHN H | X014 | PX | AWA | 28 | A | 9 | 63,636.00 |
| 374 | 08 | X | M | BEARDSLEY | WILLIAM H | 2202 | PX | AWA | 26 | C | A | 63,636.00 |
| 375 | 41 | X | X | BECKWITH | MARTHA | X014 | | EBA | | | 9 | 63,636.00 |
| 376 | 09 | X | M | BORG | CHARLES T | 1951 | PX | EBA | 28 | A | A | 63,636.00 |
| 377 | 21 | X | M | BOSTON | CLARK D | 1901 | PX | EBA | 26 | C | A | 63,636.00 |
| 378 | 01 | X | X | BOSTON | LENORE W | X080 | PX | AWA | 24 | F | A | 63,636.00 |
| 379 | 10 | X | M | BROWN | MARY K | 1901 | PX | EBA | 26 | C | A | 63,636.00 |
| 380 | 03 | X | M | BUTTERFIELD | RHONDA F | 7145 | PX | EBA | 24 | F | A | 63,636.00 |
| 381 | 02 | X | M | CANARSKY | PAUL J | 7145 | PX | JBA | 24 | B | E | 63,636.00 |
| 382 | 11 | X | M | CLARK | JOHN A | 1901 | PX | AWA | 26 | C | A | 63,636.00 |
| 383 | 03 | X | M | COLVIN | DIANE T | 7146 | PX | AWA | 25 | D | A | 63,636.00 |
| 384 | 20 | X | M | COREY | THEODORE MJR | 1901 | PX | EBA | 26 | C | A | 63,636.00 |
| 385 | 05 | X | M | CRAIG | CHARLES W | 3110 | PX | EBA | 24 | F | A | 63,636.00 |
| 386 | 02 | X | M | DANIELS | JAN M | 1842 | PX | AWA | 24 | F | A | 63,636.00 |
| 387 | 41 | X | M | DELAPLAIN | RICHARD W | 0185 | PX | EBA | 24 | F | A | 63,636.00 |
| 388 | 08 | X | X | DOUGLASS | RUSSELL A | X333 | PX | EBA | 24 | F | 9 | 63,636.00 |
| 389 | 03 | X | M | EDWARDS | DONALD W | 7146 | PX | EBA | 25 | D | A | 63,636.00 |
| 390 | 08 | X | M | FARLEIGH | JOHN B | 2348 | PX | EBA | 26 | C | A | 63,636.00 |
| 391 | 41 | X | X | FINN | NATALIE K | X014 | | EBA | | | 9 | 63,636.00 |
| 392 | 31 | X | X | FISHER | DONALD P | X700 | PX | AWA | 27 | B | A | 63,636.00 |

| SEQ | DEPT | B-U | TYP | NAME | CLASS | STUS | LOC | RNG | STP | SCH | YEARLY |
|-----|------|-----|-----|-----------------------|-------|------|-----|-----|-----|-----|-----------|
| 393 | 30 | X | X | FOWLER DUNCAN | X099 | PX | AWA | 24 | F | 9 | 63,636.00 |
| 394 | 03 | X | M | FRATIES GAIL R | 7145 | PX | EBA | 24 | F | A | 63,636.00 |
| 395 | 41 | X | X | FULD WILLIAM H | X014 | PX | EBA | 26 | C | A | 63,636.00 |
| 396 | 03 | X | M | GUANELI DEAN J | 7145 | PX | AWA | 24 | F | A | 63,636.00 |
| 397 | 41 | X | X | GUCKER GEORGE L | X014 | PX | ACA | 26 | C | A | 63,636.00 |
| 398 | 08 | X | X | GUESS CAROLYN S | X004 | PX | EBA | 26 | C | A | 63,636.00 |
| 399 | 10 | X | M | HEIM BILL L | 1901 | PX | ECF | 26 | B | C | 63,636.00 |
| 400 | 21 | X | M | HENDERSON REMOND | 1901 | PX | AWA | 26 | C | A | 63,636.00 |
| 401 | 12 | X | M | HENDERSON ROBERT M | 1901 | PX | EBA | 26 | C | A | 63,636.00 |
| 402 | 03 | X | M | HERMAN BARBARA | 7146 | PX | EBA | 25 | D | A | 63,636.00 |
| 403 | 02 | X | M | HIEDERT LESLIE A | 7144 | PX | KAA | 22 | A | H | 63,636.00 |
| 404 | 03 | X | M | HIGGINS SHELLEY | 7145 | PX | EBA | 24 | F | A | 63,636.00 |
| 405 | 02 | X | M | HITCHCOCK DONALD J | 1901 | PX | AWA | 26 | C | A | 63,636.00 |
| 406 | 41 | X | M | HITCHCOCK WILLIAM D | 0323 | PX | EBA | 24 | F | A | 63,636.00 |
| 407 | 01 | X | X | HUBBARD MARSHA A | X030 | PX | AWA | 24 | F | A | 63,636.00 |
| 408 | 08 | X | X | HUDSON WILLIAM R | X201 | PX | AWA | 26 | C | 9 | 63,636.00 |
| 409 | 08 | X | X | KNOWLES SUSAN M | X004 | PX | EBA | 26 | C | A | 63,636.00 |
| 410 | 08 | X | X | LEVORSEN JOHN A | X332 | PX | EBA | 24 | F | 9 | 63,636.00 |
| 411 | 02 | X | M | LINK ROBERT J | 1901 | PX | AWA | 26 | C | A | 63,636.00 |
| 412 | 11 | X | X | LISTOWSKI RICHARD F | X099 | PX | AWA | 26 | C | A | 63,636.00 |
| 413 | 12 | X | M | LUCKING JOHN H | 1901 | PX | EBA | 26 | C | A | 63,636.00 |
| 414 | 12 | X | M | MAPRANATHUKARAN JOS D | 1901 | PX | AWA | 26 | C | A | 63,636.00 |
| 415 | 41 | X | X | MASON JOHN DAVID | X014 | PX | EBA | 26 | C | A | 63,636.00 |
| 416 | 08 | X | X | MILLER KEITH H | X004 | PX | EBA | 26 | C | A | 63,636.00 |
| 417 | 41 | X | M | MILLER SUSAN C | 0245 | PX | EBA | 24 | F | A | 63,636.00 |
| 418 | 03 | X | M | MILLER THOMAS A | 7145 | PX | JDA | 24 | B | E | 63,636.00 |
| 419 | 03 | X | M | MINTZ ROBERT E | 7145 | PX | EBA | 24 | F | A | 63,636.00 |
| 420 | 25 | X | M | MORRISON JEFFREY J | 1901 | PX | AWA | 26 | C | A | 63,636.00 |
| 421 | 02 | X | M | NAVE THOMAS G | 7146 | PX | AWA | 25 | D | A | 63,636.00 |
| 422 | 03 | X | M | NEVILLE M FRANCIS | 7145 | PX | EBA | 24 | F | A | 63,636.00 |
| 423 | 25 | X | M | NUSBAUM MARTIN J | 1901 | PX | AWA | 26 | C | A | 63,636.00 |
| 424 | 03 | X | M | OBANNON LINDA M | 7146 | PX | EBA | 25 | D | A | 63,636.00 |
| 425 | 25 | X | M | OLSON JOHN B | 1901 | PX | EBA | 26 | C | A | 63,636.00 |
| 426 | 11 | X | M | PARKER KENNETH P | 1901 | PX | AWA | 26 | C | A | 63,636.00 |
| 427 | 21 | X | M | PERDUE KAREN R | 1901 | PX | AWA | 26 | C | A | 63,636.00 |
| 428 | 11 | X | M | REAUME BEVERLY D | 1901 | PX | AWA | 26 | C | A | 63,636.00 |
| 429 | 04 | X | M | RICHARD MARTIN J | 1901 | PX | AWA | 26 | C | A | 63,636.00 |
| 430 | 03 | X | M | ROBERTSON THOMAS H | 7146 | PX | AWA | 25 | D | A | 63,636.00 |
| 431 | 08 | X | X | ROCKER ROBERT C | X004 | PX | EBA | 26 | C | A | 63,636.00 |
| 432 | 02 | X | M | SALEMI JOHN B | 7146 | PX | EBA | 25 | D | A | 63,636.00 |
| 433 | 20 | X | M | SCHMIDT ARTHUR D | 1951 | PX | EBA | 28 | A | A | 63,636.00 |
| 434 | 08 | X | X | SCOUGAL HESDEN D | X320 | PX | EBA | 26 | C | A | 63,636.00 |
| 435 | 03 | X | M | SCUKANEC JOHN A | 7145 | PX | EBA | 24 | F | A | 63,636.00 |
| 436 | 03 | X | M | SENRIGHT MICHAEL W | 7145 | PX | EBA | 24 | F | A | 63,636.00 |
| 437 | 11 | X | X | SMITH PHILIP J | X099 | PX | AWA | 26 | C | A | 63,636.00 |
| 438 | 25 | X | M | SNELL WILLIAM R | 1901 | PX | EBA | 26 | C | A | 63,636.00 |
| 439 | 41 | X | X | STEMP DONALD R JR | X014 | PX | EBA | | | 9 | 63,636.00 |
| 440 | 41 | X | X | STEWART DAVID C | X014 | PX | EBA | | | 9 | 63,636.00 |
| 441 | 10 | X | M | STURGEON JOHN L | 1901 | PX | EBA | 26 | C | A | 63,636.00 |
| 442 | 08 | X | M | SWANSON JOSEPH L | 1901 | PX | EBA | 26 | C | A | 63,636.00 |
| 443 | 41 | X | M | SZAL ALBERT H | 0334 | PX | EBA | 24 | F | A | 63,636.00 |
| 444 | 03 | X | M | THIE BONNIE L | 7145 | PX | EBA | 24 | F | A | 63,636.00 |
| 445 | 01 | X | X | TUTEN MERRY A | X087 | PX | AWA | 26 | C | A | 63,636.00 |
| 446 | 11 | X | X | TWOMLEY BRUCE C | X025 | PX | EBA | 26 | C | A | 63,636.00 |
| 447 | 08 | X | X | VAN ALEN WILLIAM | X332 | PX | EBA | 24 | F | 9 | 63,636.00 |
| 448 | 25 | X | M | WALDRON DAVID L | 1901 | PX | AWA | 26 | C | A | 63,636.00 |

| SEQ | DEPT | B-U | TYP | NAME | CLASS | STUS | LOC | RNG | STP | SCH | YEARLY |
|-----|------|-----|-----|----------------------|-------|------|-----|-----|-----|-----|-----------|
| 449 | 08 | X | X | WEATHERLY MARVIN R | X004 | PX | EBA | 26 | C | A | 63,636.00 |
| 450 | 41 | X | X | WHITE MICHAEL N | X014 | | EBA | 26 | C | A | 63,636.00 |
| 451 | 08 | X | X | WHITEAKER KATHLEEN L | X004 | PX | EBA | 26 | C | 9 | 63,636.00 |
| 452 | 04 | X | M | WILLIAMS THOMAS C | 1901 | PX | AWA | 26 | C | A | 63,636.00 |
| 453 | 04 | X | M | WILSON JAMES R | 2132 | PX | AWA | 24 | F | A | 63,636.00 |
| 454 | 08 | X | X | WONDZELL BLAIR E | X334 | PX | EBA | 24 | F | 9 | 63,636.00 |
| 455 | 03 | X | M | WORCESTER MARK P | 7145 | PX | EBA | 24 | F | A | 63,636.00 |
| 456 | 25 | G | M | MURPHY BERNARD M | 8615 | PE | EAA | 20 | K | 9 | 62,832.00 |
| 457 | 12 | A | M | CORNHALL DAVID L | 7703 | PE | JBM | 76 | K | G | 62,472.00 |
| 458 | 12 | A | M | GARY RAYMOND | 7703 | PE | HJA | 76 | J | H | 62,472.00 |
| 459 | 12 | A | M | HECKMAN STEPHEN J | 7705 | PE | JBA | 78 | K | E | 62,472.00 |
| 460 | 12 | A | M | KALLUS EUGENE A | 7786 | PE | DQD | 79 | K | D | 62,472.00 |
| 461 | 12 | A | M | MCCANN JAMES M | 7705 | PE | JBA | 78 | K | E | 62,472.00 |
| 462 | 12 | A | M | RICHARDSON DONALD R | 7705 | PE | JBA | 78 | K | E | 62,472.00 |
| 463 | 12 | A | M | RIETH LEWIS E | 7703 | PE | DAA | 76 | L | F | 62,472.00 |
| 464 | 12 | A | M | SMITH STEPHEN E | 7703 | PE | KAA | 76 | J | H | 62,472.00 |
| 465 | 12 | A | M | WEITH WILLIAM F | 7703 | PE | HYC | 76 | J | H | 62,472.00 |
| 466 | 25 | S | M | BERGDOLL BARRY L | 8916 | PE | AWA | 24 | E | A | 62,376.00 |
| 467 | 11 | S | M | BURRIS OLIVER E | 6144 | PE | JBA | 20 | L | E | 62,376.00 |
| 468 | 05 | S | M | DAVIS ROBERT M | 3187 | PE | AWA | 23 | J | A | 62,376.00 |
| 469 | 12 | S | M | FLEEK WAYNE A | 7708 | PE | EBA | 22 | L | A | 62,376.00 |
| 470 | 25 | S | M | GOLDBACH DOUGLASS R | 1221 | PE | AWA | 23 | J | A | 62,376.00 |
| 471 | 12 | S | M | GORHAM FRANK N | 7737 | PE | AWA | 23 | J | A | 62,376.00 |
| 472 | 25 | S | M | GUENTHER FREDRIC L | 9748 | PE | JBA | 22 | E | E | 62,376.00 |
| 473 | 25 | S | M | HAMILTON RICHARD A | 9748 | PE | AWA | 22 | L | A | 62,376.00 |
| 474 | 25 | S | M | HEAD ROGER D | 8633 | PR | EBA | 23 | J | A | 62,376.00 |
| 475 | 25 | S | M | HENRY JOHN W | 8634 | PE | AWA | 23 | J | A | 62,376.00 |
| 476 | 12 | S | M | JORDAN JACK W | 7708 | PE | ECF | 23 | F | C | 62,376.00 |
| 477 | 10 | S | M | LE FEBVRE RICHARD A | 6657 | PE | EBA | 23 | J | A | 62,376.00 |
| 478 | 11 | S | M | MCKNIGHT DONALD E | 6164 | PE | AWA | 22 | L | A | 62,376.00 |
| 479 | 25 | S | M | MIELKE KARL F | 8915 | PE | AWA | 22 | L | A | 62,376.00 |
| 480 | 25 | S | M | MORFIELD DONALD D | 8916 | PE | EBA | 24 | E | A | 62,376.00 |
| 481 | 02 | S | M | MORRONE JOHN C | 8669 | PE | EBA | 23 | J | A | 62,376.00 |
| 482 | 25 | S | M | SANDBERG JAMES E | 2716 | PE | EBA | 23 | J | A | 62,376.00 |
| 483 | 25 | S | M | SLATER WILLARD H | 8389 | PE | ERA | 22 | L | A | 62,376.00 |
| 484 | 06 | S | M | SMITH EUGENE A | 1465 | PE | AWA | 22 | L | A | 62,376.00 |
| 485 | 25 | S | M | STETSON HERBERT A JR | 8694 | PE | AWA | 23 | J | A | 62,376.00 |
| 486 | 11 | S | M | STEWART JOHN T | 1933 | PE | AWA | 23 | J | A | 62,376.00 |
| 487 | 25 | S | M | TYSON ROBERT G | 8915 | PE | EBA | 22 | L | A | 62,376.00 |
| 488 | 04 | S | M | WRIGHT VINCENT D | 2210 | PR | AWA | 24 | E | A | 62,376.00 |
| 489 | 05 | S | M | YOUNG F PAT | 3376 | PE | AWA | 23 | J | A | 62,376.00 |
| 490 | 05 | X | X | PHIPPS RONALD A | X099 | PX | AWA | 23 | J | A | 61,764.00 |
| 491 | 32 | X | X | SCHROEDER ROBERT | X034 | | AWA | 23 | J | A | 61,764.00 |
| 492 | 03 | X | M | ANDERSON ROBERT C | 7145 | PX | MEA | 24 | A | E | 61,548.00 |
| 493 | 03 | X | M | ANTEL HELENE M | 7145 | PX | EBA | 24 | E | A | 61,548.00 |
| 494 | 08 | X | M | ARNOLDT PAUL B | 1901 | PX | AWA | 26 | B | A | 61,548.00 |
| 495 | 07 | X | M | BACOLAS ROBERT J SR | 1901 | PX | AWA | 26 | B | A | 61,548.00 |
| 496 | 08 | X | M | BAKER F GREGORY | 2202 | PX | AWA | 26 | B | A | 61,548.00 |
| 497 | 11 | X | M | BEHNKE STEVEN R | 1901 | PX | AWA | 26 | B | A | 61,548.00 |
| 498 | 02 | X | M | BISCHOFF KENNETH E | 1901 | PX | AWA | 26 | B | A | 61,548.00 |
| 499 | 01 | X | M | BRADLEY JANET L | 1901 | PX | EBA | 26 | B | A | 61,548.00 |
| 500 | 08 | X | X | BURGH RODNEY W | X351 | PX | EBA | 24 | E | 9 | 61,548.00 |
| 501 | 18 | X | M | CLADOUHOS JOSEPH W | 1901 | PX | AWA | 26 | B | A | 61,548.00 |
| 502 | 02 | X | M | COCHRELL BONNIE M | 1901 | PX | AWA | 26 | B | A | 61,548.00 |
| 503 | 31 | X | X | COOK TAMARA B | X825 | PX | AWA | 25 | C | A | 61,548.00 |
| 504 | 25 | X | M | DIECKMEYER DONALD D | 1901 | PX | AWA | 26 | B | A | 61,548.00 |

| SEQ | DEPT | B-U | TYP | NAME | CLASS | STUS | LOC | RNG | STP | SCH | YEARLY | |
|-----|------|-----|-----|------------|------------|------|-----|-----|-----|-----|--------|-----------|
| 505 | 31 | X | X | DIERDORFF | DAVID R | X402 | PX | AWA | 24 | E | A | 61,548.00 |
| 506 | 10 | X | X | FORTNEY | CATHERINE | X099 | PX | EBA | 24 | E | A | 61,548.00 |
| 507 | 08 | X | M | GEORGE | JOHN L | 1901 | PX | AWA | 26 | B | A | 61,548.00 |
| 508 | 08 | X | M | HAILLEY | MARGARET I | 1901 | PR | AWA | 26 | B | A | 61,548.00 |
| 509 | 10 | X | M | HANKINS | THOMAS J | 1901 | PX | EBA | 26 | B | A | 61,548.00 |
| 510 | 18 | X | M | HAYDEN | GARY L | 1901 | PX | AWA | 26 | B | A | 61,548.00 |
| 511 | 03 | X | M | HORETSKI | GAYLE A | 7145 | PX | AWA | 24 | E | A | 61,548.00 |
| 512 | 10 | X | M | JOHANNSEN | NEIL C | 1901 | PX | EBA | 26 | B | A | 61,548.00 |
| 513 | 02 | X | M | KELLER | E LOUIS | 1901 | PX | AWA | 26 | B | A | 61,548.00 |
| 514 | 10 | X | X | KROUSKOP | DONOVAN L | X099 | PX | EBA | 24 | E | A | 61,548.00 |
| 515 | 01 | X | X | KUYKENDALL | DALE E | X324 | PX | HIA | 21 | B | H | 61,548.00 |
| 516 | 03 | X | X | LEHR | RONALD D | X350 | PX | EBA | 24 | E | A | 61,548.00 |
| 517 | 03 | X | M | LEVY | MADELEINE | 7145 | PX | EBA | 24 | E | A | 61,548.00 |
| 518 | 02 | X | M | MA | LOUISE E | 7145 | PX | EBA | 24 | E | A | 61,548.00 |
| 519 | 03 | X | M | MCCONAHY | MICHAEL P | 7144 | PX | JBA | 22 | E | E | 61,548.00 |
| 520 | 02 | X | M | MCCOY | KEVIN F | 7145 | PX | DQA | 24 | C | D | 61,548.00 |
| 521 | 10 | X | X | MEYER | JOHN F | X099 | PX | EBA | 24 | E | A | 61,548.00 |
| 522 | 25 | X | M | MOESER | HAROLD R | 1901 | PX | AWA | 26 | B | A | 61,548.00 |
| 523 | 03 | X | M | MUNSON | MYP A M | 7144 | PX | JBA | 22 | E | E | 61,548.00 |
| 524 | 05 | X | X | NASH | EDWARD J | X099 | | EBA | 24 | E | A | 61,548.00 |
| 525 | 06 | K | M | ODONHELL | TOM | 1454 | PE | AWA | 22 | L | A | 61,548.00 |
| 526 | 03 | X | M | PREZYNA | ANN E | 7145 | PX | EBA | 24 | E | A | 61,548.00 |
| 527 | 06 | X | M | PRICE | MICHAEL L | 1901 | PX | AWA | 26 | B | A | 61,548.00 |
| 528 | 08 | X | M | RODERICK | JOHN R | 2202 | PX | EBA | 26 | B | A | 61,548.00 |
| 529 | 25 | X | M | RUFF | DOYLE C | 1900 | PX | JBA | 24 | A | E | 61,548.00 |
| 530 | 07 | X | M | SHAY | JOHN W | 1901 | PX | AWA | 26 | B | A | 61,548.00 |
| 531 | 03 | X | M | SPENGLER | LARRI I | 7145 | PX | AWA | 24 | E | A | 61,548.00 |
| 532 | 01 | X | X | SPIVEY | GEORGE R | X080 | PX | EBA | 24 | E | A | 61,548.00 |
| 533 | 25 | X | M | STASO | MICHAEL | 1901 | PX | AWA | 26 | B | A | 61,548.00 |
| 534 | 25 | K | M | THAYER | ROGER A | 1454 | PE | AWA | 22 | L | A | 61,548.00 |
| 535 | 08 | X | X | WILLIAMS | WAYNE A | X349 | PX | EBA | 24 | E | 9 | 61,548.00 |
| 536 | 02 | X | H | FUNK | RAYMOND M | 7145 | PX | JBA | 24 | A | E | 61,542.00 |
| 537 | 25 | G | M | ADAMS | JAMES I | 8913 | PE | HTA | 19 | J | G | 61,236.00 |
| 538 | 10 | X | X | ARIEY | CATHERINE | X099 | PX | EBA | 25 | C | 9 | 61,236.00 |
| 539 | 02 | G | M | ARNOLD | KENNETH R | 1835 | PR | JBA | 21 | J | E | 61,236.00 |
| 540 | 25 | G | M | BIRCH | CHRISTOPHE | 8616 | PE | JBA | 22 | E | E | 61,236.00 |
| 541 | 25 | G | M | BOCKMAN | FREDRIK M | 8912 | PE | HTA | 18 | L | G | 61,236.00 |
| 542 | 04 | G | M | DUE | ARNE L | 1262 | PR | EBA | 22 | L | A | 61,236.00 |
| 543 | 25 | G | M | ECKARDT | RONALD G | 8616 | PE | JBA | 22 | E | E | 61,236.00 |
| 544 | 25 | G | M | ENGLE | ELIZABETH | 8616 | PE | JBA | 22 | E | E | 61,236.00 |
| 545 | 10 | G | M | KORNDRATH | RICHARD W | 8345 | PE | EBA | 24 | E | A | 61,236.00 |
| 546 | 25 | G | M | LOHNEY | KENNETH C | 8616 | PE | EBA | 22 | L | A | 61,236.00 |
| 547 | 11 | G | M | NELSON | MICHAEL L | 6162 | PE | DAA | 18 | M | F | 61,236.00 |
| 548 | 11 | G | M | PEGAU | ROBERT E | 6143 | PE | EZA | 13 | K | H | 61,236.00 |
| 549 | 07 | G | M | THORN | ANNETTE S | 5226 | FR | AWA | 27 | A | A | 61,236.00 |
| 550 | 05 | T | T | HITCHCOCK | RONALD L | 1999 | | DSA | | 9 | 9 | 60,435.96 |
| 551 | 07 | S | M | ARAB | RICHARD R | 4676 | PE | AWA | 23 | F | A | 60,360.00 |
| 552 | 11 | S | M | BARRICK | LOWELL S | 8915 | PE | AWA | 22 | K | A | 60,360.00 |
| 553 | 18 | S | M | BAYLISS | RANDOLPH B | 8357 | PE | AWA | 22 | K | A | 60,360.00 |
| 554 | 05 | S | M | BEDARD | RONALD J | 3171 | PE | AWA | 22 | K | A | 60,360.00 |
| 555 | 25 | S | M | BENTLEY | JAMES E | 2297 | PE | AWA | 22 | K | A | 60,360.00 |
| 556 | 06 | S | M | BETIT | JOSEPH W | 1933 | PE | AWA | 23 | F | A | 60,360.00 |
| 557 | 10 | S | M | BURCH | JOSEPH C | 6657 | PE | EBA | 23 | F | A | 60,360.00 |
| 558 | 11 | S | M | BURKETT | ROBERT D | 6187 | PE | AWA | 23 | F | A | 60,360.00 |
| 559 | 11 | S | M | BURNS | JOHN J | 6144 | PE | JBA | 20 | K | E | 60,360.00 |
| 560 | 25 | S | M | CHOUTHARD | ROBERT G | 8607 | PE | JBA | 20 | K | E | 60,360.00 |

| SEQ | DEPT | B-U | TYP | NAME | CLASS | STUS | LOC | RNG | STP | SCH | RATE | MONTHLY | YEARLY | YTD | | |
|-----|------|-----|-----|-------------|------------|------|------|-----|-----|-----|------|---------|----------|----------|-----------|------------|
| 1 | | | | | | | | | | | | | | | | |
| 2 | 12 | S | M | LOCHMAN | ROBERT A | | 7777 | PE | CAA | 22 | K | B | 5,569.00 | 5,569.00 | 66,828.00 | 105,255.92 |
| 3 | 12 | A | M | NYGREN | LYLE E | | 7705 | PE | CAA | 78 | K | B | 5,018.00 | 5,018.00 | 60,216.00 | 103,509.76 |
| 4 | | | | | | | | | | | | | | | | |
| 5 | 03 | X | M | GOULD | JAMES V | | 7146 | PX | HTA | 25 | F | H | 7,870.00 | 7,870.00 | 94,440.00 | 91,640.00 |
| 6 | 41 | X | X | RABINOWITZ | JAY A | | X011 | | JBA | | | 9 | 7,757.00 | 7,757.00 | 93,084.00 | 93,084.00 |
| 7 | 25 | X | M | SPRINGER | HEINRICH K | | 1901 | PX | HTA | 26 | E | H | 7,870.00 | 7,870.00 | 94,440.00 | 91,740.53 |
| 8 | | | | | | | | | | | | | | | | |
| 9 | 06 | X | X | MARSHALL MD | ROBERT W | | X099 | PX | EBA | 28 | F | 9 | 6,666.00 | 6,666.00 | 79,992.00 | 89,192.00 |
| 10 | 06 | X | X | REILLY | DOUGLAS K | | X099 | PX | EBA | 27 | F | 9 | 6,442.00 | 6,442.00 | 77,304.00 | 87,704.00 |
| 11 | 06 | X | X | HAMILL | JAMES E | | X099 | PX | EBA | | | 9 | 6,442.00 | 6,442.00 | 77,304.00 | 86,904.00 |
| 12 | 06 | X | X | CONRAD | HAROLD T | | X099 | PX | EBA | 29 | F | 9 | 6,900.00 | 6,900.00 | 82,800.00 | 86,600.00 |
| 13 | 41 | X | X | JONES | PAUL B | | X013 | | KA | 28 | E | 9 | 7,209.00 | 7,209.00 | 86,508.00 | 86,508.00 |
| 14 | 41 | X | X | JEFFERY | MICHAEL I | | X013 | PX | MEA | | | 9 | 7,209.00 | 7,209.00 | 86,508.00 | 86,508.00 |
| 15 | 41 | X | X | COOKE | CHRISTOPHE | | X013 | PX | DKA | | | 9 | 7,209.00 | 7,209.00 | 86,508.00 | 86,508.00 |
| 16 | 41 | X | X | TUNLEY | CHARLES R | | X013 | | HTA | | | 9 | 7,209.00 | 7,209.00 | 86,508.00 | 86,508.00 |

YEARLY = MONTHLY SALARY x 12

YTD = CAL 1984 TOTAL EARNINGS (INCLUDES EARNINGS THAT WERE DEFERRED THROUGH THE DEFERRED COMPENSATION OR SUPPLEMENTAL BENEFITS PLANS)

THE FOLLOWING ARE TYPES OF PAY THAT ARE PAID
IN ADDITION TO REGULAR SALARY:

OVERTIME
OFFICER OF THE DAY COMPENSATION
SEA DUTY
STAND BY TIME - 3 TYPES
SHIFT DIFFERENTIAL
RETRO ACTIVE PAY
LEAVE PAY-OFF SEASONAL
EXCESSIVE LEAVE PAY-OFF
HAZARD PAY
TOOL ALLOWANCE
PENALTY PAY
WAIT TIME PAY
LEAVE DONATION

RECALL
FIELD TRAINING OFFICER
OFFICER IN CHARGE
REGULAR DAY OFF PAY
HOLIDAY DAY OFF PAY
TERMINAL LEAVE PAY
LEAVE CASH IN
GRIEVANCE SETTLEMENT

| SEQ | DEPT | B-U | TYP | NAME | CLASS | STUS | LOC | RNG | STP | SCH | RATE | MONTHLY | YEARLY | YTD | |
|-----|------|-----|-----|--------------|--------------|------|-----|-----|-----|-----|----------|----------|-----------|------------|-----------|
| 1 | 06 | G | M | MOY | VICTOR S | | AWA | 17 | D | A | 3,072.00 | 3,072.00 | 36,864.00 | 119,626.62 | |
| 2 | 12 | S | M | LOCHMAN | ROBERT A | | CAA | 22 | K | B | 5,569.00 | 5,569.00 | 66,828.00 | 106,255.92 | |
| 3 | 12 | A | M | NYGREN | LYLE E | | CAA | 78 | K | B | 5,018.00 | 5,018.00 | 60,216.00 | 103,509.76 | |
| 4 | 41 | X | X | BOSSHARD | JOHN III | X013 | EAA | | | 9 | 7,209.00 | 7,209.00 | 86,508.00 | 100,944.49 | |
| 5 | 03 | X | M | GOULD | JAMES V | 7146 | PX | HTA | 25 | F | H | 7,870.00 | 7,870.00 | 94,440.00 | 94,440.00 |
| 6 | 41 | X | X | RABINOWITZ | JAY A | X011 | JBA | | | 9 | 7,757.00 | 7,757.00 | 93,084.00 | 93,084.00 | |
| 7 | 25 | X | M | SPRINGER | HEINRICH K | 1901 | PX | HTA | 26 | E | H | 7,870.00 | 7,870.00 | 94,440.00 | 91,740.53 |
| 8 | 06 | X | X | VEUTHEY | PIERRE L | X099 | EBA | 27 | F | 9 | 6,442.00 | 6,442.00 | 77,304.00 | 89,780.39 | |
| 9 | 06 | X | X | MARSHALL MD | ROBERT W | X099 | PX | EBA | 28 | F | 9 | 6,666.00 | 6,666.00 | 79,992.00 | 89,192.00 |
| 10 | 06 | X | X | REILLY | DOUGLAS K | X099 | PX | EBA | 27 | F | 9 | 6,442.00 | 6,442.00 | 77,304.00 | 87,704.00 |
| 11 | 06 | X | X | HAMILL | JAMES E | X099 | PX | EBA | | 9 | 6,442.00 | 6,442.00 | 77,304.00 | 86,904.00 | |
| 12 | 06 | X | X | CONRAD | HAROLD T | X099 | PX | EBA | 29 | F | 9 | 6,900.00 | 6,900.00 | 82,800.00 | 86,600.00 |
| 13 | 41 | X | X | JONES | PAUL B | X013 | | CAA | 28 | E | 9 | 7,209.00 | 7,209.00 | 86,508.00 | 86,508.00 |
| 14 | 41 | X | X | JEFFERY | MICHAEL I | X013 | PX | MEA | | 9 | 7,209.00 | 7,209.00 | 86,508.00 | 86,508.00 | |
| 15 | 41 | X | X | COOKE | CHRISTOPHE | X013 | PX | DKA | | 9 | 7,209.00 | 7,209.00 | 86,508.00 | 86,508.00 | |
| 16 | 41 | X | X | TUNLEY | CHARLES R | X013 | | HTA | | 9 | 7,209.00 | 7,209.00 | 86,508.00 | 86,508.00 | |
| 17 | 12 | S | M | DETEMPLE | JOSEPH F | 7708 | PE | DKA | 22 | K | G | 6,646.00 | 6,646.00 | 79,752.00 | 86,039.76 |
| 18 | 03 | X | M | DAVIS | HARRY L | 7146 | PX | JBA | 25 | K | E | 7,074.00 | 7,074.00 | 84,888.00 | 84,888.00 |
| 19 | 06 | X | X | SOUTH | HERMAN H | X099 | PX | EBA | 27 | F | 9 | 6,442.00 | 6,442.00 | 77,304.00 | 84,704.00 |
| 20 | 41 | X | X | BLAIR | JAMES R | X013 | JBA | | | 9 | 6,994.00 | 6,994.00 | 83,928.00 | 83,928.00 | |
| 21 | 41 | X | X | VANHOOMISSEN | GERALD | X013 | JBA | | | 9 | 6,994.00 | 6,994.00 | 83,928.00 | 83,928.00 | |
| 22 | 41 | X | X | HODGES | JAY | X013 | JBA | | | 9 | 6,994.00 | 6,994.00 | 83,928.00 | 83,928.00 | |
| 23 | 41 | X | X | TAYLOR | WARREN W | X013 | JBA | | | 9 | 6,994.00 | 6,994.00 | 83,928.00 | 83,928.00 | |
| 24 | 06 | X | M | FRASER | ROBERT | 5268 | PX | AWA | 29 | L | A | 7,339.00 | 7,339.00 | 88,068.00 | 83,849.79 |
| 25 | 25 | X | M | GLENZER | HUBERT JR | 1951 | PX | JBA | 28 | E | E | 7,055.00 | 7,055.00 | 84,660.00 | 83,656.00 |
| 26 | 06 | X | X | DATTAN | CHRISTOP H | X099 | PX | EBK | 27 | F | 9 | 6,442.00 | 6,442.00 | 77,304.00 | 83,418.94 |
| 27 | 12 | A | M | GRIMES | JAMES V | 7705 | PE | EBA | 78 | J | A | 4,331.00 | 4,331.00 | 51,972.00 | 82,504.41 |
| 28 | 06 | X | X | LIVINGSTONE | BRUCE L | X099 | PX | EBA | 27 | F | 9 | 6,442.00 | 6,442.00 | 77,304.00 | 82,504.00 |
| 29 | 25 | C | F | THATCHER | JOHN F | 0036 | | AWA | 00 | | 9 | 4,736.00 | 1,952.00 | 23,424.00 | 82,335.34 |
| 30 | 03 | X | M | WOOD | LARRY D | 7146 | PX | JBA | 25 | J | E | 6,818.00 | 6,818.00 | 81,816.00 | 82,308.00 |
| 31 | 03 | X | M | WARDELL | THOMAS M | 7146 | PX | DQA | 25 | L | D | 6,852.00 | 6,852.00 | 82,224.00 | 82,224.00 |
| 32 | 10 | S | M | EAKINS | GILBERT R | 8345 | PE | JBC | 24 | K | E | 6,646.00 | 6,646.00 | 79,752.00 | 82,123.84 |
| 33 | 05 | X | X | ROMESBURG | KERRY D | X099 | | AWA | 28 | K | A | 6,834.00 | 6,834.00 | 82,008.00 | 82,008.00 |
| 34 | 03 | X | M | HICKEY | DANIEL W | 7150 | PX | ANA | 27 | K | A | 6,804.00 | 6,804.00 | 79,248.00 | 81,686.40 |
| 35 | 41 | X | X | COMPTON | ALLEN T | X012 | | EBA | 30 | F | A | 6,804.00 | 6,804.00 | 81,648.00 | 81,648.00 |
| 36 | 01 | X | X | SHEFFIELD | WILLIAM J | X001 | PX | AWA | 30 | F | A | 6,804.00 | 6,804.00 | 81,648.00 | 81,648.00 |
| 37 | 41 | X | X | MOORE | DANIEL A JR | X012 | PX | EBA | 30 | F | A | 6,804.00 | 6,804.00 | 81,648.00 | 81,648.00 |
| 38 | 41 | X | X | MATTHEWS | WARREN W | X012 | PX | EBA | 30 | F | A | 6,804.00 | 6,804.00 | 81,648.00 | 81,648.00 |
| 39 | 41 | X | X | BURKE | EDMOND W | X012 | | EBA | 30 | F | A | 6,804.00 | 6,804.00 | 81,648.00 | 81,648.00 |
| 40 | 25 | S | M | SISK | STEPHEN | 8924 | PE | JBA | 25 | F | E | 6,646.00 | 6,646.00 | 79,752.00 | 81,285.60 |
| 41 | 12 | A | M | COLE | GEORGE B III | 7705 | PE | AWA | 78 | L | A | 4,663.00 | 4,663.00 | 55,956.00 | 81,045.95 |
| 42 | 25 | G | M | MULCAHY | CLEMENT P | 8913 | PE | EAA | 19 | K | I | 4,758.00 | 4,758.00 | 57,096.00 | 80,989.80 |
| 43 | 25 | X | M | MORROW | JACK R | 1901 | PX | EAA | 26 | E | I | 6,804.00 | 6,804.00 | 81,648.00 | 80,720.00 |
| 44 | 03 | X | M | MERRINER | CHARLES M | 7146 | PX | DAA | 25 | L | F | 8,169.00 | 8,169.00 | 98,028.00 | 80,189.79 |
| 45 | 02 | X | M | HÖVERSTEN | MELVIN L | 1901 | PX | EBA | 26 | L | A | 6,601.00 | 6,601.00 | 79,212.00 | 80,168.00 |
| 46 | 41 | X | X | MADSEN | ROY H | X013 | PX | CAA | | 9 | 6,779.00 | 6,779.00 | 81,348.00 | 79,950.50 | |
| 47 | 25 | S | M | VENUSTI | ROBERT R | 8917 | PE | JBA | 25 | F | E | 6,646.00 | 6,646.00 | 79,752.00 | 79,752.00 |
| 48 | 41 | X | X | SNOWDEN | ARTHUR H II | X007 | PX | EBA | | 9 | 6,637.00 | 6,637.00 | 79,644.00 | 79,644.00 | |
| 49 | 06 | S | M | SPENCE | DAVID A | 5226 | PE | AWA | 27 | K | A | 6,646.00 | 6,646.00 | 79,752.00 | 79,513.20 |
| 50 | 25 | S | M | LANE | JAMES M | 8915 | PE | HTA | 22 | J | G | 6,424.00 | 6,424.00 | 77,088.00 | 79,459.84 |
| 51 | 05 | X | M | ENGEN | RICHARD B | 1901 | PX | ANA | 26 | L | A | 6,601.00 | 6,601.00 | 79,212.00 | 79,212.00 |
| 52 | 03 | X | M | KERNS | RICHARD P | 7147 | PX | EBA | 26 | L | A | 6,601.00 | 6,601.00 | 79,212.00 | 79,212.00 |
| 53 | 03 | X | M | PETERSON | ARTHUR H | 7147 | PX | AWA | 26 | L | A | 6,601.00 | 6,601.00 | 79,212.00 | 79,212.00 |
| 54 | 12 | A | M | PORT | ROLLIE A | 7705 | PE | ECF | 78 | K | C | 4,663.00 | 4,663.00 | 55,956.00 | 79,175.85 |
| 55 | 25 | C | F | SMITH | ROBERT W | 0036 | | AWA | 00 | | 9 | 5,416.00 | 5,712.00 | 68,544.00 | 78,990.81 |
| 56 | 25 | C | F | SCHÖEPPE | KARL M | 0037 | | ACA | 00 | | 9 | 4,736.00 | 1,952.00 | 23,424.00 | 78,870.13 |

| SEQ | DEPT | B-U | TYP | NAME | CLASS | STUS | LOC | RNG | STP | SCH | RATE | MONTHLY | YEARLY | YTD | |
|-----|------|-----|-----|------------|--------------|------|-----|-----|-----|-----|------|----------|----------|------------|-----------|
| 57 | 08 | X | X | CRAWFORD | LARRY D | X201 | PX | EBA | 29 | F | 9 | 6,572.00 | 6,572.00 | 78,864.00 | 78,864.00 |
| 58 | 01 | X | X | SHIVELY | JOHN T | X078 | PX | AWA | 29 | F | A | 6,572.00 | 6,572.00 | 78,864.00 | 78,864.00 |
| 59 | 25 | S | M | DAVENA | RONALD S | 9748 | PE | HTA | 22 | K | G | 6,646.00 | 6,646.00 | 79,752.00 | 78,864.00 |
| 60 | 03 | X | M | DOOGAN | JAMES P JR | 7146 | PX | JBA | 25 | F | E | 6,572.00 | 6,572.00 | 78,864.00 | 78,864.00 |
| 61 | 25 | C | F | WILLIAMS | EDMOND W | 0036 | | ACA | 00 | | 9 | 4,155.00 | 6,210.00 | 74,520.00 | 78,844.53 |
| 62 | 12 | A | M | HARRIS | GARY L | 7703 | PE | CAA | 76 | D | B | 3,738.00 | 3,738.00 | 44,856.00 | 78,815.78 |
| 63 | 02 | X | M | WHEELER | MICHAEL H | 1901 | PX | AWA | 26 | K | A | 6,362.00 | 6,362.00 | 76,344.00 | 78,802.80 |
| 64 | 41 | X | X | CRANSTON | CHARLES K | X013 | | DQA | | | 9 | 6,564.00 | 6,564.00 | 78,768.00 | 78,768.00 |
| 65 | 25 | X | M | SCRIBNER | JONATHAN W | 1951 | PX | AWA | 28 | D | 9 | 6,365.00 | 6,365.00 | 76,380.00 | 78,730.20 |
| 66 | 12 | A | M | HENSLEE | LAWRENCE | 7703 | PE | EZA | 76 | K | H | 5,402.00 | 5,402.00 | 64,824.00 | 78,727.15 |
| 67 | 25 | X | M | HORN | JOHN D | 1901 | PX | JBA | 26 | E | E | 6,572.00 | 6,572.00 | 78,864.00 | 78,641.00 |
| 68 | 03 | X | M | LORENSEN | RONALD W | 7148 | PX | AWA | 28 | F | A | 6,349.00 | 6,349.00 | 76,188.00 | 78,532.20 |
| 69 | 05 | X | M | MORGAN | MICHAEL C | 1901 | PX | AWA | 26 | K | A | 6,362.00 | 6,362.00 | 76,344.00 | 78,148.40 |
| 70 | 25 | B | F | BROOKSHIRE | ARCHIE | 0032 | | ACA | 00 | | 9 | 4,259.00 | 5,138.00 | 61,656.00 | 78,031.90 |
| 71 | 25 | B | F | MACKAY | CLEO W | 0032 | | ACA | 00 | | 9 | 4,436.00 | 7,352.00 | 88,224.00 | 77,433.18 |
| 72 | 25 | C | F | JOHNSON | ARTHUR L | 0036 | | AJA | 00 | | 9 | 4,913.00 | 4,166.00 | 49,992.00 | 77,383.30 |
| 73 | 25 | C | F | HAGERUP | ERVIN L | 0036 | | AWA | 00 | | 9 | 4,913.00 | 4,166.00 | 49,992.00 | 77,346.63 |
| 74 | 11 | X | M | PENHOYER | STEVEN | 1951 | PX | AWA | 28 | F | A | 6,349.00 | 6,349.00 | 76,188.00 | 77,328.19 |
| 75 | 06 | S | M | SCHULZ | JEANETTE | 5217 | PR | EBA | 27 | K | A | 6,646.00 | 6,646.00 | 79,752.00 | 77,310.00 |
| 76 | 12 | A | M | KALLUS | EUGENE A | 7786 | PE | DQD | 79 | K | D | 5,206.00 | 5,206.00 | 62,472.00 | 77,302.11 |
| 77 | 25 | S | M | MCCALEB | DAVID L | 8916 | PE | JBA | 24 | J | E | 6,424.00 | 6,424.00 | 77,088.00 | 77,299.84 |
| 78 | 25 | C | F | ASPINWALL | THOMAS H | 0077 | | ACA | 00 | | 9 | 4,913.00 | 4,166.00 | 49,992.00 | 77,139.82 |
| 79 | 25 | B | F | BROWN | RICHARD R | 0032 | | AWA | 00 | | 9 | 4,436.00 | 7,352.00 | 88,224.00 | 76,993.93 |
| 80 | 12 | A | M | SWANSON | CARL W | 7705 | PE | JBA | 78 | F | E | 4,837.00 | 4,837.00 | 58,044.00 | 76,927.52 |
| 81 | 25 | B | F | BESELIN | KENNETH E | 0032 | | AWA | 00 | | 9 | 4,436.00 | 7,352.00 | 88,224.00 | 76,801.83 |
| 82 | 30 | X | X | GOTTEHRER | SHEILA K | X099 | | JBA | 24 | K | E | 6,604.00 | 6,604.00 | 79,248.00 | 76,619.00 |
| 83 | 04 | X | X | ROSE | DAVID A | X099 | PX | AWA | | | 9 | 6,500.00 | 6,500.00 | 78,000.00 | 76,500.04 |
| 84 | 25 | C | F | HJUTARY | HERBERT H | 0036 | | ACA | 00 | | 9 | 4,913.00 | 4,166.00 | 49,992.00 | 76,487.71 |
| 85 | 03 | X | M | BALFE | JOSEPH D | 7146 | PX | EBA | 25 | L | A | 6,371.00 | 6,371.00 | 76,452.00 | 76,452.00 |
| 86 | 03 | X | M | HAWLEY | WILLIAM H JR | 7146 | PX | EBA | 25 | L | A | 6,371.00 | 6,371.00 | 76,452.00 | 76,452.00 |
| 87 | 25 | C | F | OGILVY | GARY L | 0036 | | AWA | 00 | | 9 | 4,913.00 | 4,166.00 | 49,992.00 | 76,346.79 |
| 88 | 12 | A | M | HALL | JAMES G | 7703 | PE | HCE | 76 | K | E | 4,494.00 | 4,494.00 | 53,928.00 | 76,262.85 |
| 89 | 41 | X | X | CRASKE | DUANE K | X013 | PE | ARA | | | 9 | 6,350.00 | 6,350.00 | 76,200.00 | 76,200.00 |
| 90 | 41 | X | X | KEENE | HENRY C JR | X013 | | AKD | 28 | E | 9 | 6,350.00 | 6,350.00 | 76,200.00 | 76,200.00 |
| 91 | 41 | X | X | CUTLER | BEVERLY W | X013 | PX | ECF | 28 | E | 9 | 6,350.00 | 6,350.00 | 76,200.00 | 76,200.00 |
| 92 | 01 | X | X | MCALPINE | STEPHEN A | X002 | PX | AWA | 28 | F | A | 6,349.00 | 6,349.00 | 76,188.00 | 76,188.00 |
| 93 | 41 | X | X | BRYNER | ALEXANDER | X012 | | EBA | 29 | E | A | 6,349.00 | 6,349.00 | 76,188.00 | 76,188.00 |
| 94 | 41 | X | X | COATS | ROBERT G | X012 | | EBA | 29 | E | A | 6,349.00 | 6,349.00 | 76,188.00 | 76,188.00 |
| 95 | 41 | X | X | SINGLETON | JAMES K JR | X012 | | EBA | 29 | E | A | 6,349.00 | 6,349.00 | 76,188.00 | 76,188.00 |
| 96 | 02 | X | M | SHEA | JAMES R | 1951 | PX | AJA | 28 | F | A | 6,349.00 | 6,349.00 | 76,188.00 | 76,188.00 |
| 97 | 25 | C | F | JACKINSKY | WALTER | 0036 | | DJA | 00 | | 9 | 6,004.80 | 144.00 | 1,728.00 | 76,160.40 |
| 98 | 25 | B | F | CROFT | MICHAEL D | 0032 | | DMA | 00 | | 9 | 5,333.00 | 9,990.00 | 119,880.00 | 76,059.53 |
| 99 | 08 | X | M | SIMS | JOHN F | 2202 | PX | JBA | 26 | D | E | 6,349.00 | 6,349.00 | 76,188.00 | 75,974.00 |
| 100 | 03 | X | M | MELLOW | WILLIAM G | 7146 | PX | AJA | 25 | K | A | 6,141.00 | 6,141.00 | 73,692.00 | 75,959.40 |
| 101 | 30 | X | X | CHENOWETH | JOHN B | X099 | PX | AWA | 28 | E | A | 6,135.00 | 6,135.00 | 73,620.00 | 75,885.00 |
| 102 | 03 | X | M | MURPHREE | BILL D | 7145 | PX | JBA | 24 | F | E | 6,135.00 | 6,135.00 | 73,620.00 | 75,885.00 |
| 103 | 02 | X | M | GRIGGS | DALE | 1842 | PX | EBA | 24 | K | 9 | 6,132.00 | 6,132.00 | 73,584.00 | 75,848.40 |
| 104 | 01 | X | X | HOGAN | J HARRIE | X066 | PX | AWA | 25 | J | A | 6,132.00 | 6,132.00 | 73,584.00 | 75,848.40 |
| 105 | 01 | X | X | KATZ | JOHN W | X816 | PX | MOA | 28 | F | 9 | 6,349.00 | 6,349.00 | 76,188.00 | 75,760.00 |
| 106 | 10 | G | M | PESEL | GARNETT H | 8345 | PE | JBA | 24 | K | E | 6,539.00 | 6,539.00 | 78,468.00 | 75,673.61 |
| 107 | 25 | C | F | JOHNSON | ROBERT M | 0036 | | ACA | 00 | | 9 | 4,913.00 | 4,166.00 | 49,992.00 | 75,639.83 |
| 108 | 25 | C | F | KLABO | JOHN A | 0036 | | DJA | 00 | | 9 | 6,004.80 | 144.00 | 1,728.00 | 75,461.30 |
| 109 | 12 | S | M | SCHWANTES | THOMAS L | 7776 | PE | CAA | 22 | D | B | 4,849.00 | 4,849.00 | 58,188.00 | 75,140.81 |
| 110 | 25 | C | F | DORAN | JAMES W | 0036 | | AWA | 00 | | 9 | 4,736.00 | 1,952.00 | 23,424.00 | 75,074.78 |
| 111 | 12 | A | M | RANKIN | CHRISTOPHE | 7705 | PE | CAA | 78 | E | B | 4,494.00 | 4,494.00 | 53,928.00 | 75,072.34 |
| 112 | 25 | X | M | MC MULLEN | WILLIAM B | 1901 | PX | JBA | 26 | D | E | 6,349.00 | 6,349.00 | 76,188.00 | 74,904.00 |

| SEQ | DEPT | B-U | TYP | NAME | CLASS | STUS | LOC | RNG | STP | SCH | RATE | MONTHLY | YEARLY | YTD |
|-----|------|-----|-----|--------------|---------------|------|-----|--------|-----|-----|----------|----------|------------|-----------|
| 113 | 12 | A | M | HICKMAN | RICHARD C | 7705 | PE | DKA 78 | K | G | 6,031.00 | 6,031.00 | 72,372.00 | 74,876.95 |
| 114 | 02 | X | M | STRASBAUGH | KATHLEEN J | 7145 | PX | MEA 24 | B | H | 6,349.00 | 6,349.00 | 76,188.00 | 74,797.00 |
| 115 | 12 | A | M | HARVEY | RODERICK RJR | 7705 | PE | EBA 78 | K | A | 4,494.00 | 4,494.00 | 53,928.00 | 74,706.34 |
| 116 | 06 | G | M | MIDDAUGH | JOHN P | 5217 | PE | EBA 27 | F | A | 6,104.00 | 6,104.00 | 73,248.00 | 74,656.50 |
| 117 | 25 | B | F | JOHANNES | JOE A | 0032 | | DSA 00 | | 9 | 5,333.00 | 9,990.00 | 119,880.00 | 74,645.27 |
| 118 | 03 | X | M | HANLEY | JAMES L | 7145 | PX | DQA 24 | F | D | 5,705.00 | 5,705.00 | 68,460.00 | 74,637.04 |
| 119 | 25 | B | F | SOGGE | IRVIN N | 0032 | | AWA 00 | | 9 | 4,259.00 | 5,138.00 | 61,656.00 | 74,518.05 |
| 120 | 06 | S | M | MCCOMBS | JACK | 5339 | PE | JBA 23 | K | E | 6,208.00 | 6,208.00 | 74,496.00 | 74,496.00 |
| 121 | 25 | S | M | SWEET | LARRY R | 8916 | PE | JBC 24 | F | E | 6,208.00 | 6,208.00 | 74,496.00 | 74,496.00 |
| 122 | 25 | S | M | SODEN | LAURENCE L | 2298 | PE | JBA 24 | F | E | 6,208.00 | 6,208.00 | 74,496.00 | 74,496.00 |
| 123 | 12 | A | M | BELDEN | MELVIN E | 7703 | PE | DKA 76 | E | G | 4,663.00 | 4,663.00 | 55,956.00 | 74,493.68 |
| 124 | 06 | X | X | HARDIE | PHILIP W JR M | X099 | PX | EBA 26 | F | 9 | 6,205.00 | 6,205.00 | 74,460.00 | 74,460.00 |
| 125 | 41 | X | X | HANSON | JAMES A | X013 | | DQA | | 9 | 6,564.00 | 6,564.00 | 78,768.00 | 74,421.32 |
| 126 | 10 | X | X | VAH DYKE | WILLIAM D | X099 | PX | EBA 27 | F | 9 | 6,208.00 | 6,208.00 | 74,496.00 | 74,271.00 |
| 127 | 01 | X | X | SPEILBERG | ANNE M | X824 | PX | JBA 24 | F | E | 6,135.00 | 6,135.00 | 73,620.00 | 74,227.20 |
| 128 | 12 | A | M | BARNARD | SAMUEL L | 7786 | PE | JBA 79 | K | E | 5,605.00 | 5,605.00 | 67,260.00 | 74,188.85 |
| 129 | 12 | A | M | MCCANN | JAMES M | 7705 | PE | JBA 78 | K | E | 5,206.00 | 5,206.00 | 62,472.00 | 74,094.11 |
| 130 | 01 | X | X | HERMAN | LAURA J | X079 | PX | AWA 26 | K | A | 6,362.00 | 6,362.00 | 76,344.00 | 74,036.00 |
| 131 | 41 | X | X | BREMSON | FRANCIS L | X099 | PR | EBA | | 9 | 6,125.00 | 6,125.00 | 73,500.00 | 73,791.67 |
| 132 | 25 | B | F | OLSON | ERICK E | 0032 | | ACA 00 | | 9 | 4,436.00 | 7,352.00 | 88,224.00 | 73,709.97 |
| 133 | 03 | X | M | MICHALSKI | PETER A | 7146 | PX | EBA 25 | K | A | 6,141.00 | 6,141.00 | 73,692.00 | 73,692.00 |
| 134 | 25 | B | F | BROWN | DALE C | 0032 | | AWA 00 | | 9 | 4,259.00 | 5,138.00 | 61,656.00 | 73,670.16 |
| 135 | 04 | X | X | MEANS | WILLIAM L | X099 | PX | AWA 27 | E | 9 | 6,250.00 | 6,250.00 | 75,000.00 | 73,640.00 |
| 136 | 25 | X | M | HAUGEN | DAVID W | 1951 | PX | EBA 28 | E | A | 6,135.00 | 6,135.00 | 73,620.00 | 73,620.00 |
| 137 | 31 | X | X | CHARNEY | MYRTON R | X201 | PX | AWA 28 | E | A | 6,135.00 | 6,135.00 | 73,620.00 | 73,620.00 |
| 138 | 10 | X | X | WUNNICKE | ESTHER C | X003 | PX | AWA 28 | E | A | 6,135.00 | 6,135.00 | 73,620.00 | 73,620.00 |
| 139 | 41 | X | X | JOHNSTONE | KARL S | X013 | PX | EBA 28 | E | A | 6,135.00 | 6,135.00 | 73,620.00 | 73,620.00 |
| 140 | 41 | X | X | ROLLAND | MARK C | X013 | | EBA 28 | E | A | 6,135.00 | 6,135.00 | 73,620.00 | 73,620.00 |
| 141 | 25 | X | M | LIND | RONALD B | 1901 | PX | AWA 26 | E | 9 | 6,135.00 | 6,135.00 | 73,620.00 | 73,620.00 |
| 142 | 08 | X | X | WAGNON | BERTRAM L | X201 | PX | EBA 28 | E | 9 | 6,135.00 | 6,135.00 | 73,620.00 | 73,620.00 |
| 143 | 03 | X | M | ATHENS | EVERETT J JR | 7145 | PX | JBA 24 | F | E | 6,135.00 | 6,135.00 | 73,620.00 | 73,620.00 |
| 144 | 11 | X | X | COLLINSWORTH | DON W | X003 | | AWA 28 | E | A | 6,135.00 | 6,135.00 | 73,620.00 | 73,620.00 |
| 145 | 41 | X | X | SHORTELL | BRIAN C | X013 | PX | EBA 28 | E | A | 6,135.00 | 6,135.00 | 73,620.00 | 73,620.00 |
| 146 | 33 | X | X | GORSUCH | NORMAN C | X003 | | AWA 28 | E | A | 6,135.00 | 6,135.00 | 73,620.00 | 73,620.00 |
| 147 | 41 | X | X | SOUTER | MILTON M | X013 | PX | EBA 28 | E | A | 6,135.00 | 6,135.00 | 73,620.00 | 73,620.00 |
| 148 | 41 | X | X | CARLSON | VICTOR | X013 | | EBA 28 | E | A | 6,135.00 | 6,135.00 | 73,620.00 | 73,620.00 |
| 149 | 18 | X | X | HEVE | RICHARD A | X003 | | AWA 28 | E | A | 6,135.00 | 6,135.00 | 73,620.00 | 73,620.00 |
| 150 | 08 | X | X | LYON | RICHARD A | X003 | PX | AWA 28 | E | A | 6,135.00 | 6,135.00 | 73,620.00 | 73,620.00 |
| 151 | 41 | X | X | BUCKALEW | SEABORN J JR | X013 | | EBA 28 | E | A | 6,135.00 | 6,135.00 | 73,620.00 | 73,620.00 |
| 152 | 41 | X | X | CARPENETTI | WALTER L | X013 | | AWA 28 | E | A | 6,135.00 | 6,135.00 | 73,620.00 | 73,620.00 |
| 153 | 07 | X | X | ROBISON | JIM E | X003 | | AWA 28 | E | A | 6,135.00 | 6,135.00 | 73,620.00 | 73,620.00 |
| 154 | 02 | X | X | RUDD | LISA S | X003 | PX | AWA 28 | E | A | 6,135.00 | 6,135.00 | 73,620.00 | 73,620.00 |
| 155 | 41 | X | X | PEGUES | RODGER W | X013 | | AWA 28 | E | A | 6,135.00 | 6,135.00 | 73,620.00 | 73,620.00 |
| 156 | 41 | X | X | SCHULZ | THOMAS E | X013 | | ACA 28 | E | A | 6,135.00 | 6,135.00 | 73,620.00 | 73,620.00 |
| 157 | 41 | X | X | RIPLEY | J JUSTIN | X013 | | EBA 28 | E | A | 6,135.00 | 6,135.00 | 73,620.00 | 73,620.00 |
| 158 | 09 | X | X | PAGANO | EDWARD G | X003 | | EBA 28 | E | A | 6,135.00 | 6,135.00 | 73,620.00 | 73,620.00 |
| 159 | 41 | X | X | MOODY | RALPH E | X013 | | EBA 28 | E | A | 6,135.00 | 6,135.00 | 73,620.00 | 73,620.00 |
| 160 | 21 | X | X | NOTTI | EMIL R | X003 | PX | AWA 28 | E | A | 6,135.00 | 6,135.00 | 73,620.00 | 73,620.00 |
| 161 | 41 | X | X | SERDAHELY | DOUGLAS J | X013 | PX | EBA 28 | E | A | 6,135.00 | 6,135.00 | 73,620.00 | 73,620.00 |
| 162 | 12 | X | X | SUNDBERG | ROBERT J | X003 | PX | AWA 28 | E | A | 6,135.00 | 6,135.00 | 73,620.00 | 73,620.00 |
| 163 | 25 | X | M | REDICK | ROWE D | 1901 | PX | EBA 26 | J | A | 6,132.00 | 6,132.00 | 73,584.00 | 73,584.00 |
| 164 | 25 | X | M | SIMPSON | JOHN J | 1901 | PX | AWA 26 | J | A | 6,132.00 | 6,132.00 | 73,584.00 | 73,584.00 |
| 165 | 08 | X | M | COOK | LOIS J | 1901 | PX | AWA 26 | J | A | 6,132.00 | 6,132.00 | 73,584.00 | 73,584.00 |
| 166 | 33 | X | X | WILKERSON | GERALD L | X039 | | AWA 26 | J | A | 6,132.00 | 6,132.00 | 73,584.00 | 73,584.00 |
| 167 | 31 | X | X | BERRIER | BILLY G | X401 | PX | AWA 26 | J | A | 6,132.00 | 6,132.00 | 73,584.00 | 73,584.00 |
| 168 | 03 | X | M | FISCHER | STANLEY T | 7147 | PX | EBA 26 | J | A | 6,132.00 | 6,132.00 | 73,584.00 | 73,584.00 |

| SEQ | DEPT | B-U | TYP | NAME | CLASS | STUS | LOC | RNG | STP | SCH | RATE | MONTHLY | YEARLY | YTD | |
|-----|------|-----|-----|---------------|-------------|------|-----|-----|-----|-----|------|----------|----------|------------|-----------|
| 169 | 12 | A | M | YOUNGREN | CURTIS D | 7705 | PE | CKC | 78 | F | F | 5,402.00 | 5,402.00 | 64,824.00 | 73,470.14 |
| 170 | 25 | X | M | SPARKS | WARREN S | 1951 | PX | AWA | 28 | E | A | 6,135.00 | 6,135.00 | 73,620.00 | 73,352.14 |
| 171 | 25 | S | M | KELLER | HARRY D | 8917 | PE | AWA | 25 | K | A | 6,208.00 | 6,208.00 | 74,496.00 | 73,269.75 |
| 172 | 03 | X | M | KOPPERUD | ROSS A | 7146 | PX | EBA | 25 | K | A | 6,141.00 | 6,141.00 | 73,692.00 | 73,248.00 |
| 173 | 04 | X | M | KLEIN | MYRON W | 1269 | PX | EBA | 25 | J | A | 5,919.00 | 5,919.00 | 71,028.00 | 73,213.20 |
| 174 | 10 | X | M | BARNETT | JAMES K | 1951 | PX | EBA | 28 | E | A | 6,135.00 | 6,135.00 | 73,620.00 | 73,170.00 |
| 175 | 10 | X | M | ARNOLD | ROBERT D | 1951 | PX | AWA | 28 | E | A | 6,135.00 | 6,135.00 | 73,620.00 | 73,170.00 |
| 176 | 25 | S | M | WILLIAMS | WALLACE K | 8924 | PE | AWA | 25 | K | A | 6,208.00 | 6,208.00 | 74,496.00 | 73,146.00 |
| 177 | 25 | C | F | MITCHELL | WILLIAM W | 0036 | | ACA | 00 | 9 | 9 | 4,913.00 | 4,166.00 | 49,992.00 | 73,143.82 |
| 178 | 12 | A | M | ELLIS | ROGER B | 7703 | PE | HJI | 76 | F | H | 5,018.00 | 5,018.00 | 60,216.00 | 73,110.83 |
| 179 | 25 | G | M | ROBITAILLE | MARK E | 8911 | PE | EAA | 16 | K | 9 | 3,971.00 | 3,971.00 | 47,652.00 | 73,075.71 |
| 180 | 25 | B | F | MAY | CURTIS C | 0032 | | AWA | 00 | 9 | 9 | 4,436.00 | 7,352.00 | 88,224.00 | 73,028.57 |
| 181 | 04 | X | X | BUSHRE | PETER | X099 | PX | AWA | 27 | E | 9 | 6,167.00 | 6,167.00 | 74,004.00 | 72,976.00 |
| 182 | 25 | C | F | KUEHNY | A WALT | 0036 | | AWA | 00 | 9 | 9 | 4,736.00 | 1,952.00 | 23,424.00 | 72,903.29 |
| 183 | 20 | X | X | ENDELL | ROGER V | X099 | PX | AWA | 23 | E | A | 6,135.00 | 6,135.00 | 73,620.00 | 72,741.38 |
| 184 | 12 | S | M | BOYD | JIMMIE L | 7775 | PE | ARA | 20 | D | C | 3,962.00 | 3,962.00 | 47,544.00 | 72,697.50 |
| 185 | 12 | A | M | FARBER | WILLIAM C | 7705 | PE | AWA | 78 | K | A | 4,494.00 | 4,494.00 | 53,928.00 | 72,692.89 |
| 186 | 06 | X | M | BETIT | RODERICK L | 1901 | PX | AWA | 26 | F | A | 5,910.00 | 5,910.00 | 70,920.00 | 72,692.20 |
| 187 | 12 | S | M | FUELLING | RICHARD J | 7775 | PE | CAA | 21 | D | B | 4,530.00 | 4,530.00 | 54,360.00 | 72,657.94 |
| 188 | 04 | X | X | ALEXANDER | RICHARD E | X099 | PX | AWA | 9 | 9 | 9 | 6,125.00 | 6,125.00 | 73,500.00 | 72,640.00 |
| 189 | 03 | X | M | TENNANT | RICHARD B | 7146 | PX | EBA | 25 | K | A | 6,141.00 | 6,141.00 | 73,692.00 | 72,582.00 |
| 190 | 12 | A | M | MERRILL | KENNETH H | 7703 | PE | KRB | 76 | F | H | 5,018.00 | 5,018.00 | 60,216.00 | 72,551.08 |
| 191 | 12 | S | M | SORDEN | RONALD E | 7706 | PE | JBA | 22 | K | E | 5,776.00 | 5,776.00 | 69,312.00 | 72,541.96 |
| 192 | 41 | X | X | CRUTCHFIELD | HERSHEL | X014 | PX | JBA | 9 | 9 | 9 | 6,045.00 | 6,045.00 | 72,540.00 | 72,540.00 |
| 193 | 41 | X | X | CONNELLY | HUGH H | X014 | | JBA | 9 | 9 | 9 | 6,045.00 | 6,045.00 | 72,540.00 | 72,540.00 |
| 194 | 41 | X | X | KAUVAR | JANE F | X014 | | JBA | 9 | 9 | 9 | 6,044.00 | 6,044.00 | 72,528.00 | 72,528.00 |
| 195 | 10 | X | M | SCHAFF | ROSS G | 1901 | PX | EBA | 26 | J | A | 6,132.00 | 6,132.00 | 73,584.00 | 72,474.00 |
| 196 | 25 | B | F | LOWELL | GALE H | 0035 | | ACA | 00 | 9 | 9 | 3,349.00 | 9,518.00 | 114,216.00 | 72,470.59 |
| 197 | 05 | X | X | RAYNOLDS | HAROLD JR | X003 | | AWA | 28 | E | A | 6,135.00 | 6,135.00 | 73,620.00 | 72,403.22 |
| 198 | 25 | S | M | BUECHLER | FRIEDRICH | 8679 | PE | JBA | 24 | E | E | 5,983.00 | 5,983.00 | 71,796.00 | 72,272.48 |
| 199 | 25 | B | F | WEST | GLEN H | 0033 | | DSA | 00 | 9 | 9 | 4,957.00 | 8,710.00 | 104,520.00 | 72,250.71 |
| 200 | 25 | S | M | PLATZKE | RODNEY R | 8679 | PE | JBA | 24 | E | E | 5,983.00 | 5,983.00 | 71,796.00 | 72,142.23 |
| 201 | 12 | A | M | CASANOVAS | DENNIS E | 7705 | PE | ECF | 78 | E | C | 4,176.00 | 4,176.00 | 50,112.00 | 72,113.53 |
| 202 | 12 | A | M | KITCHENMASTER | DONALD | 7704 | PE | HTA | 77 | K | F | 5,402.00 | 5,402.00 | 64,824.00 | 72,095.46 |
| 203 | 03 | X | M | WOOD | MARK I | 7145 | PX | JBA | 24 | F | E | 6,135.00 | 6,135.00 | 73,620.00 | 72,045.00 |
| 204 | 11 | X | M | LOGAN | E RICHARD | 1901 | PX | AWA | 26 | F | A | 5,910.00 | 5,910.00 | 70,920.00 | 71,945.00 |
| 205 | 12 | X | M | VADEN | JAMES D | 1951 | PX | AWA | 28 | E | A | 6,135.00 | 6,135.00 | 73,620.00 | 71,846.54 |
| 206 | 03 | X | M | JONES | CAROLYN E | 7146 | PX | EBA | 25 | K | A | 6,141.00 | 6,141.00 | 73,692.00 | 71,472.00 |
| 207 | 25 | S | M | URBACH | DANIEL D | 8634 | PE | JBA | 23 | F | E | 5,776.00 | 5,776.00 | 69,312.00 | 71,444.48 |
| 208 | 11 | S | M | COADY | JOHN W | 6164 | PE | HTA | 22 | D | G | 5,776.00 | 5,776.00 | 69,312.00 | 71,444.48 |
| 209 | 12 | S | M | LAWRENCE | DONALD R | 7708 | PE | JBA | 22 | K | E | 5,776.00 | 5,776.00 | 69,312.00 | 71,444.48 |
| 210 | 25 | S | M | RHODE | JAMES J | 8916 | PE | EBA | 24 | K | A | 5,776.00 | 5,776.00 | 69,312.00 | 71,444.48 |
| 211 | 25 | S | M | ESCH | DAVID C | 8915 | PE | JBC | 22 | K | E | 5,776.00 | 5,776.00 | 69,312.00 | 71,444.48 |
| 212 | 25 | X | M | SWIFT | JUSTIN D | 1901 | PX | JBA | 26 | C | E | 6,135.00 | 6,135.00 | 73,620.00 | 71,426.60 |
| 213 | 25 | C | F | HOFSTAD | RICHARD T | 0036 | | DSA | 00 | 9 | 9 | 5,416.80 | 2,504.00 | 30,048.00 | 71,412.54 |
| 214 | 25 | S | M | PATTERSON | JOHN H | 8634 | PE | JBA | 23 | J | E | 5,983.00 | 5,983.00 | 71,796.00 | 71,382.00 |
| 215 | 10 | S | M | SMITH | THOMAS E | 8345 | PE | JBC | 24 | E | E | 5,983.00 | 5,983.00 | 71,796.00 | 71,382.00 |
| 216 | 25 | S | M | RASMUSSEN | JAMES D | 8387 | PE | EAA | 18 | L | I | 4,694.00 | 4,694.00 | 56,328.00 | 71,343.86 |
| 217 | 03 | X | M | LEBLOND | DAVID T | 7146 | PX | EBA | 25 | K | A | 6,141.00 | 6,141.00 | 73,692.00 | 71,250.00 |
| 218 | 12 | A | M | BARNES | ROBERT L JR | 7705 | PE | JBA | 78 | J | E | 5,018.00 | 5,018.00 | 60,216.00 | 71,215.08 |
| 219 | 05 | X | M | POLLEY | ERNEST | 1901 | PX | AWA | 26 | F | A | 5,910.00 | 5,910.00 | 70,920.00 | 71,210.96 |
| 220 | 25 | S | M | HALSTED | DONALD E | 8916 | PE | AWA | 24 | L | A | 5,983.00 | 5,983.00 | 71,796.00 | 71,175.00 |
| 221 | 03 | X | M | PEGUES | RICHARD I | 1901 | PX | AWA | 26 | F | A | 5,910.00 | 5,910.00 | 70,920.00 | 71,173.60 |
| 222 | 31 | X | X | BRADLEY | RICHARD A | X402 | PX | AWA | 24 | L | A | 5,922.00 | 5,922.00 | 71,064.00 | 71,064.00 |
| 223 | 04 | X | X | DAVIS | PERRY T | X036 | PX | EBA | 9 | 9 | 9 | 5,921.53 | 5,921.53 | 71,058.36 | 71,058.36 |
| 224 | 03 | X | M | MC GEE | JACK B | 7146 | PX | AWA | 25 | J | A | 5,919.00 | 5,919.00 | 71,028.00 | 71,028.00 |

| SEQ | DEPT | B-U | TYP | NAME | CLASS | STUS | LOC | RNG | STP | SCH | RATE | MONTHLY | YEARLY | YTD | |
|-----|------|-----|-----|--------------|-------------|------|-----|-----|-----|-----|----------|----------|-----------|-----------|-----------|
| 225 | 03 | X | M | MANNHEIMER | DAVID | 7146 | PX | EBA | 25 | J | A | 5,919.00 | 5,919.00 | 71,028.00 | 71,028.00 |
| 226 | 03 | X | M | MERTZ | DOUGLAS K | 7146 | PX | AWA | 25 | J | A | 5,919.00 | 5,919.00 | 71,028.00 | 71,028.00 |
| 227 | 03 | X | M | BRANCHFLOWER | STEPHEN E | 7146 | PX | EBA | 25 | J | A | 5,919.00 | 5,919.00 | 71,028.00 | 70,994.60 |
| 228 | 10 | X | X | HANSEN | JAMES J | X099 | PX | EBA | 26 | F | 9 | 5,881.00 | 5,881.00 | 70,572.00 | 70,982.00 |
| 229 | 12 | A | M | MARTIN | THOMAS M | 7703 | PE | HTA | 76 | K | F | 5,018.00 | 5,018.00 | 60,216.00 | 70,980.20 |
| 230 | 25 | X | M | COOK | MORTON J | 1901 | PX | AWA | 26 | J | A | 6,132.00 | 6,132.00 | 73,584.00 | 70,921.82 |
| 231 | 09 | X | M | HOYT | JOHN V | 1901 | PX | EBA | 26 | F | A | 5,910.00 | 5,910.00 | 70,920.00 | 70,920.00 |
| 232 | 08 | X | X | CHATTERTON | CLARENCE V | X321 | PX | EBA | 27 | E | 9 | 5,910.00 | 5,910.00 | 70,920.00 | 70,920.00 |
| 233 | 04 | X | M | BOETSCH | FREDERICK | 1901 | PX | EBA | 26 | F | A | 5,910.00 | 5,910.00 | 70,920.00 | 70,920.00 |
| 234 | 03 | X | M | KRUMM | VICTOR C | 7147 | PX | EBA | 26 | F | A | 5,910.00 | 5,910.00 | 70,920.00 | 70,920.00 |
| 235 | 05 | X | M | THOMSON | WILLIAM D | 1901 | PX | AWA | 26 | F | A | 5,910.00 | 5,910.00 | 70,920.00 | 70,920.00 |
| 236 | 25 | B | F | COMER | LEO G | 0032 | | ACA | 00 | 9 | 4,470.00 | 3,540.00 | 42,480.00 | 70,890.44 | |
| 237 | 04 | X | M | BOTELHO | BRUCE M | 1951 | PX | AWA | 28 | D | A | 5,910.00 | 5,910.00 | 70,920.00 | 70,751.77 |
| 238 | 02 | X | M | STAACK | ANSEL M | 1951 | PX | AWA | 28 | D | A | 5,910.00 | 5,910.00 | 70,920.00 | 70,715.00 |
| 239 | 41 | X | M | COLE | STEPHANIE | 0162 | PX | EBA | 26 | F | A | 5,910.00 | 5,910.00 | 70,920.00 | 70,715.00 |
| 240 | 06 | X | X | PUGH | JOHN R | X033 | PX | AWA | 28 | E | A | 6,135.00 | 6,135.00 | 73,620.00 | 70,696.00 |
| 241 | 10 | X | X | EASON | JAMES E | X099 | PX | EBA | | 9 | 5,910.00 | 5,910.00 | 70,920.00 | 70,691.78 | |
| 242 | 12 | A | M | SHORT | FLOYD W | 7704 | PE | CYB | 77 | L | C | 4,494.00 | 4,494.00 | 53,928.00 | 70,636.41 |
| 243 | 25 | S | M | COWEE | DAVID W | 8633 | PE | JBA | 23 | J | E | 5,983.00 | 5,983.00 | 71,796.00 | 70,584.58 |
| 244 | 05 | T | T | BOOHER | ROBERT D | T999 | | DSA | 00 | 9 | 5,986.40 | 5,986.40 | 71,836.80 | 70,573.30 | |
| 245 | 25 | S | M | CAMERON | HAROLD A | 2716 | PE | JBA | 23 | J | E | 5,983.00 | 5,983.00 | 71,796.00 | 70,554.00 |
| 246 | 12 | A | M | RICHARDSON | DONALD R | 7705 | PE | JBA | 78 | K | E | 5,206.00 | 5,206.00 | 62,472.00 | 70,551.53 |
| 247 | 11 | G | M | PEGAU | ROBERT E | 6143 | PE | EZA | 18 | J | H | 4,936.00 | 4,936.00 | 59,232.00 | 70,493.44 |
| 248 | 25 | S | M | OLIGNEY | ROBERT E | 8916 | PE | JBA | 24 | E | E | 5,983.00 | 5,983.00 | 71,796.00 | 70,347.00 |
| 249 | 12 | A | M | SMITH | JESSE G JR | 7703 | PE | HJI | 76 | F | H | 5,018.00 | 5,018.00 | 60,216.00 | 70,340.38 |
| 250 | 12 | A | M | MANN | RALPH E | 7703 | PE | EAA | 76 | K | I | 4,663.00 | 4,663.00 | 55,956.00 | 70,324.84 |
| 251 | 12 | A | M | MINZLAFF | ARLING G | 7703 | PE | EBA | 76 | J | A | 3,738.00 | 3,738.00 | 44,856.00 | 70,316.19 |
| 252 | 25 | C | F | SOUICIE | JAMES M | 0038 | | DWA | 00 | 9 | 5,562.00 | 6,860.00 | 82,320.00 | 70,288.29 | |
| 253 | 25 | S | M | MISTEREK | PAUL W | 8915 | PE | JBA | 22 | K | E | 5,776.00 | 5,776.00 | 69,312.00 | 69,919.32 |
| 254 | 25 | C | F | HARRICK | RONALD D | 0036 | | AWA | 00 | 9 | 4,736.00 | 1,952.00 | 23,424.00 | 69,902.19 | |
| 255 | 12 | S | M | LITERA | TIMOTHY | 7734 | PE | HTA | 21 | F | G | 5,776.00 | 5,776.00 | 69,312.00 | 69,788.48 |
| 256 | 10 | G | M | SMITH | WILLIAM H | 8912 | PE | EBA | 18 | F | A | 3,522.00 | 3,522.00 | 42,264.00 | 69,735.07 |
| 257 | 02 | X | M | NORTHRIP | CHARLES M | 1943 | PX | AWA | 26 | F | A | 5,910.00 | 5,910.00 | 70,920.00 | 69,699.87 |
| 258 | 12 | X | M | LUCKING | JOHN H | 1901 | PX | EBA | 26 | C | A | 5,303.00 | 5,303.00 | 63,636.00 | 69,634.43 |
| 259 | 41 | X | M | BARRIER | RICHARD | 0161 | PX | EBA | 28 | F | A | 6,349.00 | 6,349.00 | 76,188.00 | 69,626.31 |
| 260 | 25 | C | F | HERNDON | HOMER T | 0038 | | DWA | 00 | 9 | 5,562.00 | 6,860.00 | 82,320.00 | 69,613.24 | |
| 261 | 31 | X | X | KADOW | CHARITY B | X728 | PX | EBA | 26 | F | A | 5,910.00 | 5,910.00 | 70,920.00 | 69,587.50 |
| 262 | 02 | X | M | GREENE | MARY E | 7145 | PX | JBA | 24 | E | E | 5,910.00 | 5,910.00 | 70,920.00 | 69,587.50 |
| 263 | 03 | X | M | KOESTER | G THOMAS | 7146 | PX | AWA | 25 | J | A | 5,919.00 | 5,919.00 | 71,028.00 | 69,530.00 |
| 264 | 12 | A | M | HAMES | PATRICK L | 7704 | PE | DKA | 77 | F | G | 5,206.00 | 5,206.00 | 62,472.00 | 69,512.79 |
| 265 | 11 | X | M | KELSO | DENNIS D | 1951 | PX | AWA | 28 | D | A | 5,910.00 | 5,910.00 | 70,920.00 | 69,485.00 |
| 266 | 25 | B | F | WASHBURN | GLEN N | 0032 | | DSA | 00 | 9 | 4,470.00 | 4,100.00 | 49,200.00 | 69,376.16 | |
| 267 | 18 | S | M | LOWERY | DOUGLAS L | 8659 | PE | JBA | 22 | K | E | 5,776.00 | 5,776.00 | 69,312.00 | 69,312.00 |
| 268 | 06 | S | M | LONDO | PATRICK J | 5320 | PE | EAA | 22 | J | I | 5,776.00 | 5,776.00 | 69,312.00 | 69,312.00 |
| 269 | 25 | S | M | ROSS | DOYLE W | 8916 | PE | EBA | 24 | K | A | 5,776.00 | 5,776.00 | 69,312.00 | 69,312.00 |
| 270 | 04 | S | M | HEIER | GERALD D | 1266 | PE | EBA | 24 | K | A | 5,776.00 | 5,776.00 | 69,312.00 | 69,312.00 |
| 271 | 08 | X | M | WILLIAMS | JANIS C | 2338 | PX | EBA | 25 | F | A | 5,705.00 | 5,705.00 | 68,460.00 | 69,288.00 |
| 272 | 12 | S | M | SHOVER | ROBERT J | 7706 | PE | JBA | 21 | K | E | 5,373.00 | 5,373.00 | 64,476.00 | 69,279.07 |
| 273 | 04 | X | M | BARKER | MILTON B | 1951 | PX | AWA | 28 | C | A | 5,705.00 | 5,705.00 | 68,460.00 | 69,211.80 |
| 274 | 02 | X | M | FABE | DANA A | 7160 | PX | EBA | 26 | F | A | 5,910.00 | 5,910.00 | 70,920.00 | 69,145.93 |
| 275 | 12 | A | M | STEWART | MARK A | 7705 | PE | EBA | 78 | K | A | 4,494.00 | 4,494.00 | 53,928.00 | 68,984.21 |
| 276 | 05 | X | X | GULYAS | PAUL J | X099 | | AWA | 23 | M | A | 5,748.00 | 5,748.00 | 68,976.00 | 68,976.00 |
| 277 | 12 | A | M | GARY | RAYMOND | 7703 | PE | HJA | 76 | J | H | 5,206.00 | 5,206.00 | 62,472.00 | 68,951.32 |
| 278 | 12 | A | M | MILLER | CHARLES E | 7705 | PE | EBA | 78 | L | A | 4,663.00 | 4,663.00 | 55,956.00 | 68,898.14 |
| 279 | 12 | A | M | HECKMAN | STEPHEN J | 7705 | PE | JBA | 78 | K | E | 5,206.00 | 5,206.00 | 62,472.00 | 68,896.51 |
| 280 | 06 | S | M | GREGOVICH | ROBERT P JR | 5364 | PE | AWA | 23 | L | A | 5,569.00 | 5,569.00 | 66,828.00 | 68,884.32 |

| REQ | DEPT | B-U | TYP | NAME | CLASS | STUS | LOC | RNG | STP | SCH | RATE | MONTHLY | YEARLY | YTD | |
|-----|------|-----|-----|-------------|-----------|------|-----|-----|-----|-----|----------|----------|------------|-----------|-----------|
| 281 | 11 | S | M | HINMAN | ROBERT A | 6171 | PE | AWA | 23 | L | A | 5,569.00 | 5,569.00 | 66,828.00 | 68,884.32 |
| 282 | 12 | S | M | HILDRETH | JOSEPH K | 7734 | PE | DKA | 20 | J | G | 5,569.00 | 5,569.00 | 66,828.00 | 68,884.32 |
| 283 | 25 | X | M | BLACK | EUGENE H | 1901 | PX | AWA | 26 | F | A | 5,910.00 | 5,910.00 | 70,920.00 | 68,870.00 |
| 284 | 03 | X | M | OLSEN | RANDY M | 7145 | PX | JBA | 24 | E | E | 5,910.00 | 5,910.00 | 70,920.00 | 68,870.00 |
| 285 | 10 | S | M | MC GEE | DON L | 8345 | PE | EBA | 24 | K | A | 5,776.00 | 5,776.00 | 69,312.00 | 68,712.00 |
| 286 | 25 | B | F | CASAVOLA | JOHN M | 0035 | | DSA | 00 | 9 | 4,470.00 | 4,100.00 | 49,200.00 | 68,611.97 | |
| 287 | 12 | A | M | SAVAGE | DON G | 7705 | PE | ECF | 78 | J | C | 4,494.00 | 4,494.00 | 53,928.00 | 68,604.42 |
| 288 | 33 | X | X | JENSON | MERLE R | X050 | | AWA | 24 | K | A | 5,708.00 | 5,708.00 | 68,496.00 | 68,496.00 |
| 289 | 03 | X | M | MURPHY | EUGENE P | 7145 | PX | EBA | 24 | K | A | 5,708.00 | 5,708.00 | 68,496.00 | 68,496.00 |
| 290 | 08 | X | M | BENESCH | GEORGE L | 2338 | PX | EBA | 25 | F | A | 5,705.00 | 5,705.00 | 68,460.00 | 68,460.00 |
| 291 | 25 | X | M | DIXON | MIM H | 1901 | PX | JBA | 26 | A | E | 5,705.00 | 5,705.00 | 68,460.00 | 68,460.00 |
| 292 | 03 | X | M | MAYNARD | ROBERT M | 7146 | PX | AWA | 25 | F | A | 5,705.00 | 5,705.00 | 68,460.00 | 68,460.00 |
| 293 | 03 | X | M | KENNEDY | ELIZABETH | 7146 | PX | EBA | 25 | F | A | 5,705.00 | 5,705.00 | 68,460.00 | 68,460.00 |
| 294 | 01 | X | X | HARRISON | GORDON S | X066 | PX | AWA | 26 | E | A | 5,705.00 | 5,705.00 | 68,460.00 | 68,460.00 |
| 295 | 08 | X | X | KUGLER | HARRY W | X321 | PX | EBA | 27 | D | 9 | 5,705.00 | 5,705.00 | 68,460.00 | 68,460.00 |
| 296 | 04 | X | M | SHARROCK | PATRICK L | 1901 | PX | EBA | 26 | E | A | 5,705.00 | 5,705.00 | 68,460.00 | 68,460.00 |
| 297 | 01 | X | X | GROGAN | ROBERT L | X066 | PX | AWA | 26 | E | A | 5,705.00 | 5,705.00 | 68,460.00 | 68,460.00 |
| 298 | 08 | X | X | SMITH | LONNIE C | X321 | PX | EBA | 27 | D | 9 | 5,705.00 | 5,705.00 | 68,460.00 | 68,460.00 |
| 299 | 02 | X | M | RAYE | FRANK H | 1901 | PX | AWA | 26 | E | A | 5,705.00 | 5,705.00 | 68,460.00 | 68,253.00 |
| 300 | 03 | X | M | SVOBODNY | RICHARD | 7146 | PX | AWA | 25 | F | A | 5,705.00 | 5,705.00 | 68,460.00 | 68,230.45 |
| 301 | 12 | A | M | BELDEN | RONNIE R | 7704 | PR | AWA | 77 | J | A | 4,023.00 | 4,023.00 | 48,276.00 | 68,206.51 |
| 302 | 10 | G | M | LYLE | WILLIAM M | 8345 | PE | EBA | 24 | K | A | 5,676.00 | 5,676.00 | 68,112.00 | 68,112.00 |
| 303 | 41 | X | X | HORNADAY | JAMES C | X014 | PX | CYB | | 9 | 5,674.00 | 5,674.00 | 68,088.00 | 68,088.00 | |
| 304 | 03 | X | M | FOSTER | GARY G | 7145 | PX | JBA | 24 | D | E | 5,705.00 | 5,705.00 | 68,460.00 | 68,058.00 |
| 305 | 08 | X | M | KIRKPATRICK | WILLIS F | 1901 | PX | AWA | 26 | E | A | 5,705.00 | 5,705.00 | 68,460.00 | 68,046.00 |
| 306 | 03 | X | M | CYRUS | EUGENE B | 7145 | PX | ECF | 24 | F | C | 5,498.00 | 5,498.00 | 65,976.00 | 68,005.80 |
| 307 | 02 | X | M | HAGEY | JOHN W | 7146 | PX | JBA | 25 | D | E | 6,135.00 | 6,135.00 | 73,620.00 | 67,953.51 |
| 308 | 10 | X | X | BOND | TED J | X099 | PX | E | 27 | D | 9 | 5,676.00 | 5,676.00 | 68,112.00 | 67,906.00 |
| 309 | 01 | X | X | PRICE | ROBERT E | X814 | PX | MOA | 25 | F | 9 | 5,705.00 | 5,705.00 | 68,460.00 | 67,839.00 |
| 310 | 06 | S | M | BRANTON | THOMAS R | 5965 | PE | AWA | 23 | L | A | 5,569.00 | 5,569.00 | 66,828.00 | 67,832.00 |
| 311 | 25 | G | M | MOODY | JAMES E | 2296 | PE | EBA | 21 | M | 9 | 5,650.00 | 5,650.00 | 67,800.00 | 67,800.00 |
| 312 | 12 | A | M | DALLY | GARELD D | 7705 | PE | EBA | 78 | K | A | 4,494.00 | 4,494.00 | 53,928.00 | 67,741.79 |
| 313 | 02 | X | M | VALENSI | JOHN P | 1901 | PX | AWA | 26 | E | A | 5,705.00 | 5,705.00 | 68,460.00 | 67,632.00 |
| 314 | 06 | X | M | SEARS | LEWIS J | 1980 | PX | EBA | 27 | D | A | 5,705.00 | 5,705.00 | 68,460.00 | 67,632.00 |
| 315 | 01 | X | X | GILLESPIE | RAYMOND A | X084 | PX | AWA | 28 | D | A | 5,910.00 | 5,910.00 | 70,920.00 | 67,505.79 |
| 316 | 04 | X | M | COPELAND | DANIEL R | 1901 | PX | EBA | 26 | E | A | 5,705.00 | 5,705.00 | 68,460.00 | 67,425.00 |
| 317 | 03 | X | M | STARK | MICHAEL J | 7145 | PX | AWA | 24 | J | A | 5,502.00 | 5,502.00 | 66,024.00 | 67,417.00 |
| 318 | 05 | X | M | LUTHER | RICHARD J | 1901 | PX | AWA | 26 | D | A | 5,498.00 | 5,498.00 | 65,976.00 | 67,407.53 |
| 319 | 12 | A | M | MCMILLON | WILLIAM | 7704 | PE | EBA | 77 | E | A | 3,738.00 | 3,738.00 | 44,856.00 | 67,380.05 |
| 320 | 12 | X | M | KOLIVOSKY | MICHAEL C | 1901 | PX | EBA | 26 | D | A | 5,498.00 | 5,498.00 | 65,976.00 | 67,303.35 |
| 321 | 12 | A | M | BLANK | ANDREW A | 7703 | PE | EQB | 76 | D | H | 4,663.00 | 4,663.00 | 55,956.00 | 67,282.54 |
| 322 | 04 | X | M | JONES | ERVIN B | 1901 | PX | AWA | 26 | E | A | 5,705.00 | 5,705.00 | 68,460.00 | 67,254.00 |
| 323 | 12 | A | M | DYKEMA | RICHARD H | 7703 | PE | CKC | 76 | K | F | 5,018.00 | 5,018.00 | 60,216.00 | 67,248.92 |
| 324 | 18 | X | M | PUBLICOVER | WILLIAM A | 1901 | PX | AWA | 26 | D | A | 5,498.00 | 5,498.00 | 65,976.00 | 67,225.81 |
| 325 | 10 | X | X | MULL | CHARLES G | X099 | PX | EBA | 24 | J | 9 | 5,470.00 | 5,470.00 | 65,640.00 | 67,135.05 |
| 326 | 25 | B | F | FITZTHUM | TERRY L | 0032 | | ACA | 00 | 9 | 4,436.00 | 7,352.00 | 88,224.00 | 67,087.72 | |
| 327 | 25 | S | M | COYLE | CHARLES M | 9441 | PE | HTA | 20 | J | G | 5,569.00 | 5,569.00 | 66,828.00 | 67,038.71 |
| 328 | 07 | X | M | LANDAU | ROBERT W | 1951 | PX | AWA | 28 | D | A | 5,910.00 | 5,910.00 | 70,920.00 | 67,038.51 |
| 329 | 25 | C | F | JANSEN | GABRIEL | 0038 | | DSA | 00 | 9 | 4,646.40 | 9,392.00 | 112,704.00 | 67,016.47 | |
| 330 | 08 | X | M | TREAGER | HARRY D | 1901 | PX | AWA | 26 | E | A | 5,705.00 | 5,705.00 | 68,460.00 | 67,011.00 |
| 331 | 05 | X | M | HANABLE | WILLIAM S | 3509 | PX | EBA | 26 | E | A | 5,705.00 | 5,705.00 | 68,460.00 | 67,011.00 |
| 332 | 12 | A | M | CORNWALL | DAVID L | 7703 | PE | JDM | 76 | K | G | 5,206.00 | 5,206.00 | 62,472.00 | 66,965.74 |
| 333 | 11 | X | M | MOBERLY | STANLEY A | 1901 | PX | AWA | 26 | D | A | 5,498.00 | 5,498.00 | 65,976.00 | 66,951.00 |
| 334 | 25 | S | M | LARSON | ROBERT W | 8915 | PR | EAA | 22 | F | I | 5,569.00 | 5,569.00 | 66,828.00 | 66,943.64 |
| 335 | 25 | B | F | LINDEMANN | DWIGHT P | 0033 | | AWA | 00 | 9 | 3,824.00 | 5,968.00 | 71,616.00 | 66,832.84 | |
| 336 | 06 | S | M | ARNOLD | DAVID E | 4102 | PE | EBA | 23 | L | A | 5,569.00 | 5,569.00 | 66,828.00 | 66,828.00 |

| SEQ | DEPT | B-U | TYP | NAME | CLASS | STUS | LOC | RNG | STP | SCH | RATE | MONTHLY | YEARLY | YTD | |
|-----|------|-----|-----|---------------|------------|------|-----|-----|-----|-----|------|----------|----------|-----------|-----------|
| 337 | 02 | S | M | STEWART | ROBERT L | 1933 | PE | AWA | 23 | L | A | 5,569.00 | 5,569.00 | 66,828.00 | 66,828.00 |
| 338 | 11 | S | M | BANDIROLA | LOUIS | 6171 | PE | AWA | 23 | L | A | 5,569.00 | 5,569.00 | 66,828.00 | 66,828.00 |
| 339 | 12 | S | M | TETZLAFF | DONALD H | 7736 | PE | EBA | 24 | J | A | 5,569.00 | 5,569.00 | 66,828.00 | 66,828.00 |
| 340 | 25 | S | M | GEORGE | JEROME R | 8679 | PE | EBA | 24 | J | A | 5,569.00 | 5,569.00 | 66,828.00 | 66,828.00 |
| 341 | 25 | S | M | HOFFMANN | FRANK H | 8916 | PE | EBA | 24 | J | A | 5,569.00 | 5,569.00 | 66,828.00 | 66,828.00 |
| 342 | 25 | S | M | LARUE | ROBERT K | 1923 | PE | EAA | 19 | K | 9 | 5,569.00 | 5,569.00 | 66,828.00 | 66,828.00 |
| 343 | 01 | X | X | WHEELER | FRANK M | X066 | PX | AWA | 26 | E | A | 5,705.00 | 5,705.00 | 68,460.00 | 66,804.00 |
| 344 | 41 | X | M | GIBSON | CHARLES M | 0334 | PX | JBA | 24 | D | E | 5,705.00 | 5,705.00 | 68,460.00 | 66,804.00 |
| 345 | 12 | A | M | FLOTHE | GLENN M | 7705 | PE | DQD | 78 | K | D | 4,837.00 | 4,837.00 | 58,044.00 | 66,789.16 |
| 346 | 25 | B | F | HOLLINGSWORTH | ROBERT E | 0033 | | DWA | 00 | | 9 | 3,793.00 | 3,790.00 | 45,480.00 | 66,687.93 |
| 347 | 12 | S | M | MYERS | JOHN J | 7706 | PE | JBA | 21 | K | E | 5,373.00 | 5,373.00 | 64,476.00 | 66,622.75 |
| 348 | 07 | X | M | MCGLINTOCK | JACQUELYN | 1901 | PX | AWA | 26 | E | A | 5,705.00 | 5,705.00 | 68,460.00 | 66,597.00 |
| 349 | 02 | X | M | HUMPHREYS | JOE K | 1901 | PX | AWA | 26 | E | A | 5,705.00 | 5,705.00 | 68,460.00 | 66,597.00 |
| 350 | 25 | G | M | ADAMS | JAMES I | 8913 | PE | HTA | 19 | J | G | 5,103.00 | 5,103.00 | 61,236.00 | 66,574.25 |
| 351 | 10 | S | M | HOLLETT | GEORGE K | 6657 | PE | EBA | 23 | K | A | 5,373.00 | 5,373.00 | 64,476.00 | 66,460.00 |
| 352 | 12 | S | M | PARKER | LOWELL D | 7736 | PR | EBA | 25 | D | A | 5,373.00 | 5,373.00 | 64,476.00 | 66,460.00 |
| 353 | 12 | S | M | JORDAN | TERRY C | 7706 | PE | JBA | 22 | F | E | 5,373.00 | 5,373.00 | 64,476.00 | 66,460.00 |
| 354 | 25 | S | M | BURTON | SHERMAN D | 2148 | PE | AWA | 23 | K | A | 5,373.00 | 5,373.00 | 64,476.00 | 66,460.00 |
| 355 | 05 | S | M | LEIBOWITZ | MARGARET | 3576 | PE | AWA | 23 | L | A | 5,569.00 | 5,569.00 | 66,828.00 | 66,436.00 |
| 356 | 03 | X | M | SNOW | D REBECCA | 7145 | PX | JBA | 24 | D | E | 5,705.00 | 5,705.00 | 68,460.00 | 66,390.00 |
| 357 | 25 | C | F | SUND | WERNER | 0038 | | AWA | 00 | | 9 | 4,084.00 | 3,288.00 | 39,456.00 | 66,357.53 |
| 358 | 12 | S | M | SWACKHAMMER | CLAUDE E | 7708 | PE | DQD | 22 | K | D | 5,373.00 | 5,373.00 | 64,476.00 | 66,336.00 |
| 359 | 11 | S | M | MCMULLEN | JOHN C | 6188 | PE | AWA | 23 | K | A | 5,373.00 | 5,373.00 | 64,476.00 | 66,336.00 |
| 360 | 12 | A | M | YATES | ROBERT W | 7704 | PE | HTA | 77 | F | F | 5,018.00 | 5,018.00 | 60,216.00 | 66,311.92 |
| 361 | 25 | B | F | WHALEN | RONALD E | 0033 | | AWA | 00 | | 9 | 3,824.00 | 5,968.00 | 71,616.00 | 66,310.28 |
| 362 | 06 | S | M | DUKE | VERONICA M | 5339 | PE | EBA | 23 | K | A | 5,373.00 | 5,373.00 | 64,476.00 | 66,285.00 |
| 363 | 12 | A | M | STOGSDILL | JAMES A | 7705 | PE | DQD | 78 | J | D | 4,663.00 | 4,663.00 | 55,956.00 | 66,123.26 |
| 364 | 12 | A | M | WADMAN | JEFFREY A | 7704 | PE | HAA | 77 | K | C | 4,331.00 | 4,331.00 | 51,972.00 | 66,059.17 |
| 365 | 12 | A | M | PRESHAW | JOHN T JR | 7705 | PE | JBA | 78 | F | E | 4,837.00 | 4,837.00 | 58,044.00 | 66,034.81 |
| 366 | 12 | S | M | KORHONEN | MICHAEL | 7709 | PE | EBA | 23 | K | A | 5,373.00 | 5,373.00 | 64,476.00 | 65,993.09 |
| 367 | 12 | A | M | FOOTE | KENNETH D | 7703 | PE | JBU | 76 | L | E | 4,663.00 | 4,663.00 | 55,956.00 | 65,985.19 |
| 368 | 03 | X | M | HUTCHINGS | STEPHEN H | 7146 | PX | ARA | 25 | D | C | 5,498.00 | 5,498.00 | 65,976.00 | 65,976.00 |
| 369 | 11 | X | M | PAMPLIN | W LEWIS JR | 1901 | PX | EBA | 26 | D | A | 5,498.00 | 5,498.00 | 65,976.00 | 65,976.00 |
| 370 | 03 | X | M | HENRY | MARY A | 7146 | PX | ACA | 25 | E | A | 5,498.00 | 5,498.00 | 65,976.00 | 65,976.00 |
| 371 | 01 | X | X | HUBBARD | MARSHA A | X080 | PX | AWA | 24 | F | A | 5,303.00 | 5,303.00 | 63,636.00 | 65,962.60 |
| 372 | 25 | C | F | ROSENQUIST | BILL R | 0036 | | DSA | 00 | | 9 | 5,416.80 | 2,504.00 | 30,048.00 | 65,945.15 |
| 373 | 18 | X | M | NOAH | JOHN C | 1951 | PX | AWA | 28 | B | A | 5,498.00 | 5,498.00 | 65,976.00 | 65,860.80 |
| 374 | 08 | X | M | DICKEY | DON S | 1901 | PX | AWA | 26 | D | A | 5,498.00 | 5,498.00 | 65,976.00 | 65,850.00 |
| 375 | 12 | A | M | DOND | MICHAEL | 7705 | PE | HEB | 78 | F | E | 4,837.00 | 4,837.00 | 58,044.00 | 65,831.71 |
| 376 | 12 | A | M | LEWIS | GARY L | 7705 | PE | HCE | 78 | J | E | 5,018.00 | 5,018.00 | 60,216.00 | 65,820.04 |
| 377 | 11 | S | M | CLARK | JOHN H | 6164 | PR | JBA | 22 | F | E | 5,373.00 | 5,373.00 | 64,476.00 | 65,765.05 |
| 378 | 03 | X | M | MILLS | MARTHA T | 7145 | PX | EBA | 24 | J | A | 5,502.00 | 5,502.00 | 66,024.00 | 65,754.02 |
| 379 | 12 | A | M | SCHOBER | WAYNE E | 7705 | PE | ECF | 78 | K | C | 4,663.00 | 4,663.00 | 55,956.00 | 65,711.70 |
| 380 | 12 | A | M | SMITH | STEPHEN E | 7703 | PE | CAA | 76 | J | H | 5,206.00 | 5,206.00 | 62,472.00 | 65,681.09 |
| 381 | 11 | S | M | BISHOP | RICHARD H | 6164 | PE | JBA | 22 | J | E | 5,569.00 | 5,569.00 | 66,828.00 | 65,652.00 |
| 382 | 02 | X | M | THOMAS | H CONNOR | 7145 | PX | HTA | 24 | B | H | 6,349.00 | 6,349.00 | 76,188.00 | 65,616.37 |
| 383 | 12 | A | M | RIETH | LEWIS E | 7703 | PE | DAA | 76 | L | F | 5,206.00 | 5,206.00 | 62,472.00 | 65,601.46 |
| 384 | 25 | X | M | MORRISON | JEFFREY J | 1901 | PX | AWA | 26 | C | A | 5,303.00 | 5,303.00 | 63,636.00 | 65,593.80 |
| 385 | 30 | X | X | FOWLER | DUNCAN | X099 | PX | AWA | 24 | F | 9 | 5,303.00 | 5,303.00 | 63,636.00 | 65,593.80 |
| 386 | 03 | X | M | SCHULER | BRYAN E | 7144 | PX | DKA | 22 | C | G | 5,498.00 | 5,498.00 | 65,976.00 | 65,586.00 |
| 387 | 08 | X | M | OREILLY | J VINCENT | 1951 | PX | AWA | 28 | B | A | 5,498.00 | 5,498.00 | 65,976.00 | 65,586.00 |
| 388 | 25 | X | M | RUSSO | GUY A | 1901 | PX | EBE | 26 | D | A | 5,498.00 | 5,498.00 | 65,976.00 | 65,586.00 |
| 389 | 08 | X | M | ELDER | FRANKLIN T | 1951 | PX | AWA | 23 | B | A | 5,498.00 | 5,498.00 | 65,976.00 | 65,586.00 |
| 390 | 25 | B | F | RENFROW | JAMES S | 0032 | | AWA | 00 | | 9 | 4,436.00 | 7,352.00 | 88,224.00 | 65,579.83 |
| 391 | 11 | X | M | REAUME | BEVERLY D | 1901 | PX | AWA | 26 | C | A | 5,303.00 | 5,303.00 | 63,636.00 | 65,529.60 |
| 392 | 12 | S | M | NUTGRASS | JAMES R | 7708 | PE | EBA | 23 | K | A | 5,373.00 | 5,373.00 | 64,476.00 | 65,520.36 |

| SEQ | DEPT | B-U | TYP | NAME | | CLASS | STUS | LOC | RNG | STP | SCH | RATE | MONTHLY | YEARLY | YTD |
|-----|------|-----|-----|-------------|--------------|-------|------|-----|-----|-----|----------|----------|-----------|-----------|-----------|
| 393 | 12 | A | M | BOUTANG | ROBERT | 7786 | PE | EBA | 79 | J | A | 4,663.00 | 4,663.00 | 55,956.00 | 65,506.03 |
| 394 | 25 | S | M | BAUMGARTNER | WILLIAM L | 8916 | PE | AWA | 24 | J | A | 5,569.00 | 5,569.00 | 66,828.00 | 65,456.00 |
| 395 | 25 | B | F | STAATS | ROGER E | 0033 | | DSA | 00 | | 9 | 3,793.00 | 3,790.00 | 45,480.00 | 65,411.73 |
| 396 | 18 | X | M | KELTON | KEITH A | 1901 | PX | AWA | 26 | D | A | 5,498.00 | 5,498.00 | 65,976.00 | 65,391.00 |
| 397 | 05 | X | X | WONDZELL | BLAIR E | X334 | PX | EBA | 24 | F | 9 | 5,303.00 | 5,303.00 | 63,636.00 | 65,349.08 |
| 398 | 25 | L | H | CARR | RICHARD L | 9316 | PE | KEA | 50 | E | S | 22.09 | 3,589.62 | 43,075.44 | 65,341.75 |
| 399 | 06 | X | M | SIPE | CONNIE J | 1951 | PX | AWA | 28 | D | A | 5,910.00 | 5,910.00 | 70,920.00 | 65,301.59 |
| 400 | 12 | A | M | FARRELL | JAMES D | 7703 | PE | EBA | 76 | K | A | 3,879.00 | 3,879.00 | 46,548.00 | 65,255.12 |
| 401 | 12 | S | M | FLEEK | WAYNE A | 7708 | PE | EBA | 22 | L | A | 5,198.00 | 5,198.00 | 62,376.00 | 65,255.04 |
| 402 | 03 | X | M | BALDWIN | JAMES L | 7146 | PX | AWA | 25 | F | A | 5,705.00 | 5,705.00 | 68,460.00 | 65,244.00 |
| 403 | 12 | A | M | SCHADLE | ALVAN G | 7705 | PE | DQD | 78 | K | D | 4,837.00 | 4,837.00 | 58,044.00 | 65,197.57 |
| 404 | 32 | X | X | GREANY | MICHAEL J | X201 | PX | AWA | 26 | D | A | 5,498.00 | 5,498.00 | 65,976.00 | 65,196.00 |
| 405 | 25 | C | F | REESER | MAYNARD L | 0036 | | ACA | 00 | 9 | 4,913.00 | 4,166.00 | 49,992.00 | 65,193.94 | |
| 406 | 31 | X | X | JEANS | BRAXTON | X757 | PX | AWA | 23 | L | A | 5,540.00 | 5,540.00 | 66,430.00 | 65,180.00 |
| 407 | 25 | L | H | AMDUEHL | DUANE G | 9316 | PE | MBC | 50 | B | S | 21.49 | 3,492.12 | 41,905.44 | 65,179.02 |
| 408 | 25 | X | M | MALICK | DANIEL F | 1901 | PX | AWA | 26 | D | A | 5,498.00 | 5,498.00 | 65,976.00 | 65,178.79 |
| 409 | 02 | X | M | CANNON | JAMES H | 7145 | PX | JBA | 24 | C | E | 5,498.00 | 5,498.00 | 65,976.00 | 65,088.00 |
| 410 | 25 | C | F | SACKETT | LARRY N | 0039 | | DWA | 00 | 9 | 5,378.40 | 1,352.00 | 16,224.00 | 65,075.57 | |
| 411 | 25 | S | M | MORBERG | KEITH R | 8924 | PE | EBA | 25 | E | A | 5,569.00 | 5,569.00 | 66,828.00 | 65,064.00 |
| 412 | 10 | X | M | HEIM | BILL L | 1901 | PX | ECF | 26 | B | C | 5,303.00 | 5,303.00 | 63,636.00 | 64,975.56 |
| 413 | 12 | A | M | WILCOX | THURMAN E | 7703 | PE | EQB | 76 | E | H | 4,837.00 | 4,837.00 | 58,044.00 | 64,928.82 |
| 414 | 12 | A | M | STOCKARD | CHRISTOPHE | 7705 | PE | JBA | 78 | F | E | 4,837.00 | 4,837.00 | 58,044.00 | 64,891.29 |
| 415 | 03 | X | M | LINTON | LEONARD M JR | 7146 | PX | EBA | 25 | J | A | 5,919.00 | 5,919.00 | 71,028.00 | 64,868.00 |
| 416 | 25 | C | F | SANDE | JAN W | 0037 | | ACA | 00 | 9 | 4,127.00 | 1,114.00 | 13,368.00 | 64,847.61 | |
| 417 | 12 | A | M | ARRANTS | DAVID L | 7703 | PE | MEA | 76 | K | H | 5,402.00 | 5,402.00 | 64,824.00 | 64,824.00 |
| 418 | 12 | A | M | LESTER | ROBERT B | 7704 | PE | ARA | 77 | F | C | 4,023.00 | 4,023.00 | 48,276.00 | 64,807.18 |
| 419 | 07 | X | M | KNIGHT | JUDY G | 1901 | PX | AWA | 26 | D | A | 5,498.00 | 5,498.00 | 65,976.00 | 64,806.00 |
| 420 | 25 | L | H | HEYANO | NORMAN J | 9316 | PE | DAA | 50 | E | S | 22.09 | 3,589.62 | 43,075.44 | 64,800.73 |
| 421 | 25 | C | F | JULIAN | DALE L | 0036 | | AWA | 00 | 9 | 4,913.00 | 4,166.00 | 49,992.00 | 64,776.07 | |
| 422 | 02 | X | M | PLUMMER | SUSAN K | 1901 | PX | AWA | 26 | D | A | 5,498.00 | 5,498.00 | 65,976.00 | 64,743.00 |
| 423 | 05 | S | M | SPAZIANI | RICHARD L | 3176 | PE | AWA | 23 | K | A | 5,373.00 | 5,373.00 | 64,476.00 | 64,724.00 |
| 424 | 06 | S | M | ADELMEYER | JOSEPH M | 5339 | PE | AWA | 23 | K | A | 5,373.00 | 5,373.00 | 64,476.00 | 64,651.00 |
| 425 | 12 | S | M | GILSON | PHILLIP V | 7706 | PE | CAA | 21 | J | B | 5,030.00 | 5,030.00 | 60,360.00 | 64,560.56 |
| 426 | 12 | A | M | GAUSE | WILLIAM R | 7704 | PE | JBA | 77 | F | E | 4,494.00 | 4,494.00 | 53,928.00 | 64,540.87 |
| 427 | 25 | G | M | WHITEHEAD | JACK G | 1293 | PE | JBA | 21 | L | E | 5,470.00 | 5,470.00 | 65,640.00 | 64,529.15 |
| 428 | 11 | X | M | PARKER | KENNETH P | 1901 | PX | AWA | 26 | C | A | 5,303.00 | 5,303.00 | 63,636.00 | 64,512.21 |
| 429 | 25 | C | F | RICE | CECIL H | 0036 | | ACA | 00 | 9 | 4,913.00 | 4,166.00 | 49,992.00 | 64,496.62 | |
| 430 | 12 | A | M | MAYBERRY | MICHAEL D | 7705 | PE | JBA | 78 | J | E | 5,018.00 | 5,018.00 | 60,216.00 | 64,495.85 |
| 431 | 12 | A | M | MCGINNIS | LEON D | 7703 | PE | JBA | 76 | K | E | 4,494.00 | 4,494.00 | 53,928.00 | 64,491.93 |
| 432 | 08 | X | M | FAPLEIGH | JOHN B | 2348 | PX | EBA | 26 | C | A | 5,303.00 | 5,303.00 | 63,636.00 | 64,483.47 |
| 433 | 12 | A | M | BELL | SUSAN R | 7703 | PE | DKA | 76 | J | G | 5,018.00 | 5,018.00 | 60,216.00 | 64,478.52 |
| 434 | 05 | S | M | HILEY | GERALD D | 3180 | PE | AWA | 24 | F | A | 5,373.00 | 5,373.00 | 64,476.00 | 64,476.00 |
| 435 | 25 | S | M | WILLIAMS | HUGH N | 2716 | PE | AWA | 23 | K | A | 5,373.00 | 5,373.00 | 64,476.00 | 64,476.00 |
| 436 | 06 | S | M | FRAIR | CHERYL J | 5339 | PE | EBA | 23 | K | A | 5,373.00 | 5,373.00 | 64,476.00 | 64,476.00 |
| 437 | 25 | S | M | ENTZEL | ORLEN R | 8915 | PE | JBA | 22 | F | E | 5,373.00 | 5,373.00 | 64,476.00 | 64,476.00 |
| 438 | 25 | S | M | RASMUSSEN | LOREN L | 8916 | PE | ANA | 24 | F | A | 5,373.00 | 5,373.00 | 64,476.00 | 64,476.00 |
| 439 | 05 | S | M | MUNRO | ALAN R | 3519 | PE | AWA | 23 | K | A | 5,373.00 | 5,373.00 | 64,476.00 | 64,476.00 |
| 440 | 02 | S | M | MASTERS | HENRY L | 1240 | PE | AWA | 23 | K | A | 5,373.00 | 5,373.00 | 64,476.00 | 64,476.00 |
| 441 | 12 | A | M | TANNER | WARREN M | 7703 | PE | CKC | 76 | E | F | 4,494.00 | 4,494.00 | 53,928.00 | 64,473.44 |
| 442 | 20 | G | M | DENNIS | ROY | 7653 | PE | JBA | 13 | F | T | 3,262.00 | 3,262.00 | 39,144.00 | 64,471.30 |
| 443 | 02 | S | M | KREFTING | CARL T | 1841 | PE | AWA | 23 | K | A | 5,373.00 | 5,373.00 | 64,476.00 | 64,470.36 |
| 444 | 03 | X | M | GRUENSTEIN | PETER E | 7146 | PX | EBA | 25 | F | A | 5,705.00 | 5,705.00 | 68,460.00 | 64,440.00 |
| 445 | 03 | X | M | ROOSA | KENNETH S | 7145 | PX | JBA | 24 | C | E | 5,498.00 | 5,498.00 | 65,976.00 | 64,416.00 |
| 446 | 04 | X | M | BULLOCK | DONALD M JR | 1269 | PX | AWA | 25 | F | A | 5,705.00 | 5,705.00 | 68,460.00 | 64,380.00 |
| 447 | 25 | C | F | LEE | ROBERT E | 0038 | | AWA | 00 | 9 | 4,084.00 | 3,288.00 | 39,456.00 | 64,369.48 | |
| 448 | 06 | S | M | BETIT | JOSEPH W | 1933 | PE | AWA | 23 | F | A | 5,030.00 | 5,030.00 | 60,360.00 | 64,361.72 |

| SEQ | DEPT | B-U | TYP | NAME | | CLASS | STUS | LOC | RNG | STP | SCH | RATE | MONTHLY | YEARLY | YTD |
|-----|------|-----|-----|------------|--------------|-------|------|-----|-----|-----|-----|----------|----------|-----------|-----------|
| 449 | 12 | A | M | YOUNG | ROLLIN T | 7704 | PE | KAA | 77 | F | H | 5,402.00 | 5,402.00 | 64,824.00 | 64,358.37 |
| 450 | 31 | X | X | PEKOVICH | SAM | X217 | PX | AWA | 22 | M | A | 5,363.00 | 5,363.00 | 64,356.00 | 64,356.00 |
| 451 | 25 | G | M | LESLIE | KENNETH A | 8913 | PE | JBA | 19 | K | E | 4,605.00 | 4,605.00 | 55,260.00 | 64,342.97 |
| 452 | 25 | B | F | JORGENSEN | DANON R | 0034 | | DSA | 00 | | 9 | 3,592.00 | 7,760.00 | 93,120.00 | 64,342.95 |
| 453 | 03 | X | M | SCUKANEC | JOHN A | 7145 | PX | EBA | 24 | F | A | 5,303.00 | 5,303.00 | 63,636.00 | 64,320.00 |
| 454 | 11 | S | M | BURRIS | OLIVER E | 6144 | PE | JBA | 20 | L | E | 5,198.00 | 5,198.00 | 62,376.00 | 64,295.36 |
| 455 | 11 | S | M | STEWART | JOHN T | 1933 | PE | AWA | 23 | J | A | 5,198.00 | 5,198.00 | 62,376.00 | 64,295.36 |
| 456 | 05 | S | M | YOUNG | F PAT | 3376 | PE | AWA | 23 | J | A | 5,198.00 | 5,198.00 | 62,376.00 | 64,295.36 |
| 457 | 25 | S | M | SLATER | WILLARD H | 8389 | PE | EBA | 22 | L | A | 5,198.00 | 5,198.00 | 62,376.00 | 64,295.36 |
| 458 | 25 | B | F | BERNARDI | GEORGE | 0032 | | ACA | 00 | | 9 | 4,436.00 | 7,352.00 | 88,224.00 | 64,263.76 |
| 459 | 12 | A | M | MEEK | DAVID | 7705 | PE | ECF | 78 | F | C | 4,331.00 | 4,331.00 | 51,972.00 | 64,229.35 |
| 460 | 12 | A | M | LEWIS | KENNETH J | 7703 | PE | HCE | 76 | L | E | 4,663.00 | 4,663.00 | 55,956.00 | 64,226.48 |
| 461 | 02 | X | M | RYALS | KENNETH | 1901 | PX | AWA | 26 | C | A | 5,303.00 | 5,303.00 | 63,636.00 | 64,158.00 |
| 462 | 10 | S | M | REGAL | RICHARD D | 8344 | PE | JBC | 22 | F | E | 5,373.00 | 5,373.00 | 64,476.00 | 64,126.00 |
| 463 | 25 | M | F | KINTNER | THOMAS P | 0046 | | ACA | 00 | | 9 | 22.79 | 4,147.78 | 49,773.36 | 64,082.61 |
| 464 | 03 | X | M | JAHNKE | THOMAS M | 7145 | PX | AWA | 24 | J | A | 5,502.00 | 5,502.00 | 66,024.00 | 64,034.00 |
| 465 | 12 | A | M | CRAWFORD | RANDY | 7704 | PE | KAA | 77 | F | H | 5,402.00 | 5,402.00 | 64,824.00 | 64,026.47 |
| 466 | 25 | C | F | FORCHEMER | DAVID G | 0038 | | ACA | 00 | | 9 | 4,084.00 | 3,288.00 | 39,456.00 | 63,996.69 |
| 467 | 10 | X | M | ANDERSON | JAMES R | 1901 | PX | EBA | 26 | C | A | 5,303.00 | 5,303.00 | 63,636.00 | 63,984.00 |
| 468 | 12 | A | M | WOLDSTAD | KENNETH J | 7703 | PE | CAA | 76 | B | B | 3,472.00 | 3,472.00 | 41,664.00 | 63,980.50 |
| 469 | 12 | S | M | GILMOUR | WALTER J | 7709 | PE | EBA | 24 | F | A | 5,373.00 | 5,373.00 | 64,476.00 | 63,976.00 |
| 470 | 12 | A | M | STEELE | VERNON L | 7705 | PE | ECF | 78 | J | C | 4,494.00 | 4,494.00 | 53,928.00 | 63,974.48 |
| 471 | 12 | A | M | BOITNOTT | WILLIAM M | 7705 | PR | EBA | 78 | D | A | 3,879.00 | 3,879.00 | 46,548.00 | 63,956.76 |
| 472 | 25 | S | M | BERGDOLL | BARRY L | 8916 | PE | AWA | 24 | E | A | 5,198.00 | 5,198.00 | 62,376.00 | 63,897.28 |
| 473 | 25 | S | M | GOLDBACH | DOUGLASS R | 1221 | PE | AWA | 23 | J | A | 5,198.00 | 5,198.00 | 62,376.00 | 63,897.28 |
| 474 | 12 | A | M | HANN | GREGORY S | 7703 | PE | DWA | 76 | C | E | 3,738.00 | 3,738.00 | 44,856.00 | 63,871.96 |
| 475 | 12 | A | M | VANDERPOOL | ROY L | 7705 | PR | DWA | 78 | E | E | 4,663.00 | 4,663.00 | 55,956.00 | 63,853.58 |
| 476 | 03 | X | M | FRANK | MICHAEL J | 7146 | PX | EBA | 25 | E | A | 5,493.00 | 5,493.00 | 65,976.00 | 63,831.00 |
| 477 | 25 | S | M | MARTIN | JOHN D | 2297 | PE | JBA | 22 | F | E | 5,373.00 | 5,373.00 | 64,476.00 | 63,776.00 |
| 478 | 25 | B | F | MCDONALD | JAMES R | 0033 | | AWA | 00 | | 9 | 3,651.00 | 4,482.00 | 53,784.00 | 63,757.34 |
| 479 | 25 | C | F | STOREY | HERBERT E JR | 0036 | | AWA | 00 | | 9 | 4,913.00 | 4,166.00 | 49,992.00 | 63,658.94 |
| 480 | 03 | X | M | WORCESTER | MARK P | 7145 | PX | EBA | 24 | F | A | 5,303.00 | 5,303.00 | 63,636.00 | 63,636.00 |
| 481 | 41 | X | M | HITCHCOCK | WILLIAM D | 0323 | PX | EBA | 24 | F | A | 5,303.00 | 5,303.00 | 63,636.00 | 63,636.00 |
| 482 | 08 | X | X | SCOUAL | HESDEN D | X320 | PX | EBA | 26 | C | A | 5,303.00 | 5,303.00 | 63,636.00 | 63,636.00 |
| 483 | 03 | X | M | MCCONNELL | DWAYNE W | 7146 | PX | CAA | 25 | B | D | 5,303.00 | 5,303.00 | 63,636.00 | 63,636.00 |
| 484 | 02 | X | M | DANIELS | JAN M | 1842 | PX | AWA | 24 | F | A | 5,303.00 | 5,303.00 | 63,636.00 | 63,636.00 |
| 485 | 08 | X | X | MILLER | KEITH H | X004 | PX | EBA | 26 | C | A | 5,303.00 | 5,303.00 | 63,636.00 | 63,636.00 |
| 486 | 08 | X | X | AGI | LOUIS E | X004 | PX | EBA | 26 | C | A | 5,303.00 | 5,303.00 | 63,636.00 | 63,636.00 |
| 487 | 41 | X | X | GUCKER | GEORGE L | X014 | PX | ACA | 26 | C | A | 5,303.00 | 5,303.00 | 63,636.00 | 63,636.00 |
| 488 | 08 | X | X | VAN ALEN | WILLIAM | X332 | PX | EBA | 24 | F | 9 | 5,303.00 | 5,303.00 | 63,636.00 | 63,636.00 |
| 489 | 03 | X | M | FRATIES | GAIL R | 7145 | PX | EBA | 24 | F | A | 5,303.00 | 5,303.00 | 63,636.00 | 63,636.00 |
| 490 | 03 | X | M | SEWRIGHT | MICHAEL W | 7145 | PX | EBA | 24 | F | A | 5,303.00 | 5,303.00 | 63,636.00 | 63,636.00 |
| 491 | 08 | X | X | LEVORSEN | JOHN A | X332 | PX | EBA | 24 | F | 9 | 5,303.00 | 5,303.00 | 63,636.00 | 63,636.00 |
| 492 | 41 | X | X | ANDREWS | ELAINE M | X014 | PX | EBA | 26 | C | A | 5,303.00 | 5,303.00 | 63,636.00 | 63,636.00 |
| 493 | 41 | X | X | FULD | WILLIAM H | X014 | PX | EBA | 26 | C | A | 5,303.00 | 5,303.00 | 63,636.00 | 63,636.00 |
| 494 | 03 | X | M | GUANELI | DEAN J | 7145 | PX | AWA | 24 | F | A | 5,303.00 | 5,303.00 | 63,636.00 | 63,636.00 |
| 495 | 41 | X | X | MASON | JOHN DAVID | X014 | | EBA | 26 | C | A | 5,303.00 | 5,303.00 | 63,636.00 | 63,636.00 |
| 496 | 08 | X | X | WEATHERLY | MARVIN R | X004 | PX | EBA | 26 | C | A | 5,303.00 | 5,303.00 | 63,636.00 | 63,636.00 |
| 497 | 08 | X | X | GUESS | CAROLYN S | X004 | PX | EBA | 26 | C | A | 5,303.00 | 5,303.00 | 63,636.00 | 63,636.00 |
| 498 | 03 | X | M | WHITE | MICHAEL N | 7146 | PX | ECF | 25 | C | C | 5,303.00 | 5,303.00 | 63,636.00 | 63,636.00 |
| 499 | 08 | X | X | TRIMBLE | JAMES K | X334 | PX | EBA | 24 | F | 9 | 5,303.00 | 5,303.00 | 63,636.00 | 63,636.00 |
| 500 | 25 | X | M | WALDRON | DAVID L | 1901 | PX | AWA | 26 | C | A | 5,303.00 | 5,303.00 | 63,636.00 | 63,636.00 |
| 501 | 08 | X | X | DOUGLASS | RUSSELL A | X333 | PX | EBA | 24 | F | 9 | 5,303.00 | 5,303.00 | 63,636.00 | 63,636.00 |
| 502 | 08 | X | X | SNOWDEN | DIANA E | X004 | PX | EBA | 26 | C | A | 5,303.00 | 5,303.00 | 63,636.00 | 63,636.00 |
| 503 | 11 | X | M | CLARK | JOHN A | 1901 | PX | AWA | 26 | C | A | 5,303.00 | 5,303.00 | 63,636.00 | 63,636.00 |
| 504 | 41 | X | M | SZAL | ALBERT H | 0334 | PX | EBA | 24 | F | A | 5,303.00 | 5,303.00 | 63,636.00 | 63,636.00 |

| SEQ | DEPT | B-U | TYP | NAME | CLASS | STUS | LOC | RNG | STP | SCH | RATE | MONTHLY | YEARLY | YTD | |
|-----|------|-----|-----|--------------|------------|------|-----|-----|-----|-----|----------|----------|-----------|-----------|-----------|
| 505 | 41 | X | X | FINN | NATALIE K | X014 | EBA | | | 9 | 5,303.00 | 5,303.00 | 63,636.00 | 63,636.00 | |
| 506 | 11 | X | X | TWOMLEY | BRUCE C | X025 | PX | EBA | 26 | C | A | 5,303.00 | 5,303.00 | 63,636.00 | 63,636.00 |
| 507 | 11 | X | X | LISTOWSKI | RICHARD F | X099 | PX | AWA | 26 | C | A | 5,303.00 | 5,303.00 | 63,636.00 | 63,636.00 |
| 508 | 41 | X | X | ANDERSON | GLEN C | X014 | PX | EBA | 26 | C | A | 5,303.00 | 5,303.00 | 63,636.00 | 63,636.00 |
| 509 | 25 | S | M | MILLER | JOHN A | 8915 | PE | JBA | 22 | F | E | 5,373.00 | 5,373.00 | 64,476.00 | 63,601.00 |
| 510 | 11 | X | X | SMITH | PHILIP J | X099 | | AWA | 26 | C | A | 5,303.00 | 5,303.00 | 63,636.00 | 63,600.47 |
| 511 | 03 | X | M | HORETSKI | GAYLE A | 7145 | PX | AWA | 24 | E | A | 5,129.00 | 5,129.00 | 61,548.00 | 63,543.45 |
| 512 | 25 | S | M | ANDERSON | RODNEY D | 8913 | PE | JBA | 19 | K | E | 4,694.00 | 4,694.00 | 56,328.00 | 63,504.20 |
| 513 | 03 | X | M | WALTON | LINDA L | 7145 | PX | JBA | 24 | E | E | 5,910.00 | 5,910.00 | 70,920.00 | 63,494.59 |
| 514 | 41 | X | M | MILLER | SUSAN C | 0245 | PX | EBA | 24 | F | A | 5,303.00 | 5,303.00 | 63,636.00 | 63,462.00 |
| 515 | 05 | X | M | CRAIG | CHARLES W | 3110 | PX | EBA | 24 | F | A | 5,303.00 | 5,303.00 | 63,636.00 | 63,462.00 |
| 516 | 21 | X | M | PERDUE | KAREN R | 1901 | PX | AWA | 26 | C | A | 5,303.00 | 5,303.00 | 63,636.00 | 63,462.00 |
| 517 | 12 | A | M | ENGLEMAN | GEOFFREY T | 7703 | PE | JBA | 76 | J | E | 4,331.00 | 4,331.00 | 51,972.00 | 63,447.30 |
| 518 | 21 | X | M | SMITH | JEFF S | 1951 | PX | AWA | 28 | A | A | 5,303.00 | 5,303.00 | 63,636.00 | 63,424.30 |
| 519 | 25 | S | M | BECK | ROBERT P | 8634 | PE | AWA | 23 | K | A | 5,373.00 | 5,373.00 | 64,476.00 | 63,395.59 |
| 520 | 25 | G | M | CRONK | JAMES J | 8913 | PE | HTA | 19 | F | G | 4,936.00 | 4,936.00 | 59,232.00 | 63,394.06 |
| 521 | 05 | T | T | RICHARDSON | ROBERT | 1999 | | DSA | 00 | | 9 | 5,421.47 | 5,421.47 | 65,057.64 | 63,391.08 |
| 522 | 11 | G | M | NELSON | MICHAEL L | 6162 | PE | DAA | 18 | M | F | 5,103.00 | 5,103.00 | 61,236.00 | 63,380.29 |
| 523 | 12 | A | M | WEITH | WILLIAM F | 7703 | PE | HVC | 76 | J | H | 5,206.00 | 5,206.00 | 62,472.00 | 63,357.72 |
| 524 | 12 | A | M | BINSCHUS | DAVID L | 7703 | PE | CAA | 76 | J | B | 4,176.00 | 4,176.00 | 50,112.00 | 63,348.83 |
| 525 | 12 | A | M | MCGHEE | JOHN L | 7705 | PE | EBA | 78 | J | A | 4,331.00 | 4,331.00 | 51,972.00 | 63,338.92 |
| 526 | 04 | X | M | WILSON | JAMES R | 2132 | PX | AWA | 24 | F | A | 5,303.00 | 5,303.00 | 63,636.00 | 63,311.46 |
| 527 | 03 | X | M | HERMAN | BARBARA | 7146 | PX | EBA | 25 | D | A | 5,303.00 | 5,303.00 | 63,636.00 | 63,288.00 |
| 528 | 25 | B | F | KINNEAR | RICHARD J | 0032 | | AWA | 00 | | 9 | 4,436.00 | 7,352.00 | 88,224.00 | 63,214.18 |
| 529 | 12 | A | M | GOODWIN | DANIEL | 7705 | PE | EBA | 78 | K | A | 4,494.00 | 4,494.00 | 53,928.00 | 63,179.80 |
| 530 | 25 | S | M | HENRY | JOHN W | 8634 | PE | AWA | 23 | J | A | 5,198.00 | 5,198.00 | 62,376.00 | 63,118.00 |
| 531 | 12 | X | M | HENDERSON | ROBERT M | 1901 | PX | EBA | 26 | C | A | 5,303.00 | 5,303.00 | 63,636.00 | 63,114.00 |
| 532 | 25 | C | F | PAYNE | HAROLD | 0036 | | AWA | 00 | | 9 | 4,913.00 | 4,166.00 | 49,992.00 | 63,105.77 |
| 533 | 05 | X | X | ROCHELEAU | LARRAE E | X099 | PX | ARC | 26 | C | C | 5,498.00 | 5,498.00 | 65,976.00 | 63,095.05 |
| 534 | 25 | X | M | MOESER | HAROLD R | 1901 | PX | AWA | 26 | B | A | 5,129.00 | 5,129.00 | 61,548.00 | 63,090.93 |
| 535 | 04 | X | M | RICHARD | MARTIN J | 1901 | PX | AWA | 26 | C | A | 5,303.00 | 5,303.00 | 63,636.00 | 63,073.80 |
| 536 | 12 | A | M | HOLLAND | ROY D | 7705 | PE | AWA | 78 | K | A | 4,494.00 | 4,494.00 | 53,928.00 | 63,053.62 |
| 537 | 25 | C | F | PORTER | GEORGE R | 0038 | | AWA | 00 | | 9 | 4,084.00 | 3,288.00 | 39,456.00 | 63,052.88 |
| 538 | 20 | X | M | LADWIG | WILLIAM W | 1951 | PX | AWA | 28 | B | A | 5,498.00 | 5,498.00 | 65,976.00 | 63,052.00 |
| 539 | 25 | B | F | SULLIVAN | HOWARD E | 0032 | | AWA | 00 | | 9 | 4,436.00 | 7,352.00 | 88,224.00 | 63,049.88 |
| 540 | 18 | X | M | CLADOUHOS | JOSEPH W | 1901 | PX | AWA | 26 | B | A | 5,129.00 | 5,129.00 | 61,548.00 | 63,043.80 |
| 541 | 20 | S | M | FRANK | GAIL FW | 7657 | PR | JBA | 21 | A | E | 4,234.00 | 4,234.00 | 50,808.00 | 63,014.34 |
| 542 | 25 | G | M | CHANDLER | JEFFREY S | 8913 | PR | HTA | 19 | E | G | 4,758.00 | 4,758.00 | 57,096.00 | 62,986.75 |
| 543 | 08 | X | X | KNOWLES | SUSAN M | X004 | PX | EBA | 26 | C | A | 5,303.00 | 5,303.00 | 63,636.00 | 62,981.01 |
| 544 | 25 | X | M | OLSON | JOHN B | 1901 | PX | EBA | 26 | C | A | 5,303.00 | 5,303.00 | 63,636.00 | 62,952.97 |
| 545 | 02 | X | M | LINK | ROBERT J | 1901 | PX | AWA | 26 | C | A | 5,303.00 | 5,303.00 | 63,636.00 | 62,940.00 |
| 546 | 25 | C | F | LARSEN | JOHN L | 0038 | | AWA | 00 | | 9 | 3,651.00 | 4,482.00 | 53,784.00 | 62,925.67 |
| 547 | 25 | S | M | LEONARD | LEROY E | 8915 | PE | JBC | 22 | F | E | 5,373.00 | 5,373.00 | 64,476.00 | 62,901.00 |
| 548 | 25 | C | F | KUTZ | RONALD J | 0036 | | AWA | 00 | | 9 | 4,913.00 | 4,166.00 | 49,992.00 | 62,816.77 |
| 549 | 12 | S | M | MCCONNAUGHEY | JOHN T | 7708 | PR | ECF | 23 | J | C | 5,373.00 | 5,373.00 | 64,476.00 | 62,812.96 |
| 550 | 25 | C | F | HANCOCK | GEORGE E | 0038 | | AWA | 00 | | 9 | 4,084.00 | 3,288.00 | 39,456.00 | 62,793.60 |
| 551 | 25 | G | M | SATHER | EDWIN C | 8618 | PE | AWA | 22 | K | A | 4,936.00 | 4,936.00 | 59,232.00 | 62,786.46 |
| 552 | 08 | X | M | BEARDSLEY | WILLIAM H | 2202 | PX | AWA | 26 | C | A | 5,303.00 | 5,303.00 | 63,636.00 | 62,766.00 |
| 553 | 03 | X | M | BUTTERFIELD | RHONDA F | 7145 | PX | EBA | 24 | F | A | 5,303.00 | 5,303.00 | 63,636.00 | 62,766.00 |
| 554 | 10 | X | M | STURGEON | JOHN L | 1901 | PX | EBA | 26 | C | A | 5,303.00 | 5,303.00 | 63,636.00 | 62,766.00 |
| 555 | 25 | S | M | DOWNING | RICHARD E | 8633 | PE | EBA | 23 | K | A | 5,373.00 | 5,373.00 | 64,476.00 | 62,726.00 |
| 556 | 25 | S | M | FRIEND | DONALD D | 8915 | PE | AWA | 22 | M | A | 5,373.00 | 5,373.00 | 64,476.00 | 62,726.00 |
| 557 | 12 | A | M | INGALLS | BARRY C | 7704 | PE | EBA | 77 | K | A | 4,176.00 | 4,176.00 | 50,112.00 | 62,618.95 |
| 558 | 05 | S | M | DAVIS | ROBERT M | 3187 | PE | AWA | 23 | J | A | 5,198.00 | 5,198.00 | 62,376.00 | 62,615.92 |
| 559 | 25 | X | M | SNELL | WILLIAM R | 1901 | PX | EBA | 26 | C | A | 5,303.00 | 5,303.00 | 63,636.00 | 62,592.00 |
| 560 | 25 | B | F | WYNN | JOHN | 0034 | | AWA | 00 | | 9 | 3,420.00 | 2,440.00 | 29,280.00 | 62,587.68 |