

AK LEGISLATURE FINANCE COMMITTEES FILES 2007-2008 3316

198

adopted
3/3/08

4

AMENDMENT 3

OFFERED IN THE HOUSE BY REPRESENTATIVE CHENAULT
TO: HCS CS SB 72 (), Version 25-LS0506\F

1 Page 7, lines 11-13

2 Delete all material

3 Insert "assembly approval. If there is more than one qualified entity in an
4 unincorporated community in a borough or unified municipality, one of the entities
5 may receive the entire payment, or the payment may be shared between two or more
6 of the qualified entities, as determined by the assembly.

7 (c) An unincorporated community in a borough or unified municipality is
8 eligible for a community revenue sharing payment only if at least three of the
9 following services are generally available to all residents of the unincorporated
10 community and each of the three services, in any combination, are provided by one
11 or more qualifying incorporated nonprofit entities or a Native village council or are
12 substantially paid for by the residents of the unincorporated community through
13 taxes, charges, or assessments levied or authorized by the borough or unified
14 municipality:"

15
16
17
18
19
20
21
22
23
24

ESTIMATED Potentially Eligible Unincorporated Community List under Proposed Amendment #3 on 2/29/08 to HCS SB72 (FIN)

Current Eligible Communities Listed in BOLD

Borough	Potentially Eligible Unincorporated Communities (86) Under Proposed Amendment
Aleutians East Borough	Nelson Lagoon
Anchorage	Eklutna
Bristol Bay Borough	King Salmon Naknek South Naknek
Denali Borough	Cantwell Healy McKinley Park Ferry
Fairbanks North Star Borough	College Ester Fox Harding-Birch Lakes Moose Creek Pleasant Valley Salcha Two Rivers
Haines Borough	Haines Lutak Mosquito Lake Mud Bay
Juneau	Douglas
Kenai Peninsula Borough	Anchor Point Cooper Landing Hope

ESTIMATED Potentially Eligible Unincorporated Community List under Proposed Amendment #3 on 2/29/08 to
HCS SB72 (FIN)
Current Eligible Communities Listed in BOLD

Borough	Potentially Eligible Unincorporated Communities (86) Under Proposed Amendment
Kenai Peninsula Borough	Nanwalek
	Nikiski
	Nikolaevsk
	Ninilchik
	Port Graham
	Seldovia Village
	Tyonek
	Clam Gulch
	Cohoe
	Diamond Ridge
	Fox River
	Fritz Creek
	Funny River
	Happy Valley
	Kalifornsky
	Kasilof
	Ridgeway
	Salamotof
	Sterling
	Bear Creek
Crown Point	
Lowell Point	
Moose Pass	
Primrose	
Kodiak Island Borough	Karluk
	Aleneva
	Chiniak
	Womens Bay
Lake & Peninsula Borough	Chignik Lagoon
	Chignik Lake
	Igiugig

ESTIMATED Potentially Eligible Unincorporated Community List under Proposed Amendment #3 on 2/29/08 to
HCS SB72 (FIN)
Current Eligible Communities Listed in BOLD

Borough	Potentially Eligible Unincorporated Communities (86) Under Proposed Amendment
Lake & Peninsula Borough	Iliamna Kokhanok Levelok Pedro Bay Perryville Port Alsworth
Matanuska-Susitna Borough	Chickaloon Talkeetna Big Lake Buffalo Soapstone Butte Chase Farm Loop Fishhook Gateway Glacier View Knik-Fairview Knik River Lake Louise Lakes Lazy Mountain Meadow Lakes Point MacKenzie Skwentna Sutton-Alpine Tanaina Trapper Creek Willow
North Slope Borough	Point Lay
Northwest Arctic Borough	Noatak

**FY 08 Municipal Energy Assistance Program
Municipal Encumbrance List**

Municipality	FY 08 MEAP Payment	Vendor Number	Encumbrance Number	FY 08 MEAP Budget
Adak	\$81,859	ADA01111	880078	
Akhiok	\$77,067	CIA84323	880079	
Akiak	\$92,241	CIA84321	880080	
Akutan	\$109,811	CIA90297	880081	
Alakanuk	\$106,147	CIA84693	880082	
Aleknagik	\$86,322	CAL84596	880083	
Aleutians East Borough	\$273,007	AEI90012	880084	
Allakaket	\$79,416	CAL84597	880085	
Ambler	\$88,013	CIA84143	880086	
Anaktuvuk Pass	\$89,047	CAP84063	880087	
Anchorage	\$13,536,127	MUA84635	880088	
Anderson	\$100,180	CIA85353	880089	
Angoon	\$97,644	CIA84461	880090	
Aniak	\$99,053	CIA84062	880091	
Anvik	\$79,134	CIA84057	880092	
Atka	\$78,429	AVC84131	880093	
Atkasuk	\$86,134	COA84027	880094	
Barrow	\$265,968	CIB84781	880095	
Bethel	\$348,039	CIB84214	880096	
Bettles	\$76,174	CIB86148	880097	
Brevig Mission	\$90,221	XXX02148	880098	
Bristol Bay Borough	\$359,797	BBB84699	880099	
Buckland	\$96,469	CBU84595	880100	
Chefornak	\$96,610	CIC84319	880101	
Chevak	\$117,656	CIC84202	880102	
Chignik	\$78,993	COC84272	880103	
Chuathbaluk	\$79,651	CIC84132	880104	
Clark's Point	\$78,242	CCP84269	880105	
Coffin Cove	\$82,611	CCC90019	880106	
Cold Bay	\$79,087	CCB84210	880107	
Cordova	\$178,869	CIC84801	880108	
Craig	\$126,911	CIC84492	880109	
Deering	\$81,483	CID84317	880110	
Delta Junction	\$123,811	CDJ84475	880111	
Denali Borough	\$381,219	DEB91014	880112	
Dillingham	\$187,607	CID84836	880113	
Diomedes	\$80,168	CID84072	880114	

**FY 08 Municipal Energy Assistance Program
Municipal Encumbrance List**

Municipality	FY 08 MEAP Payment	Vendor Number	Encumbrance Number	FY 08 MEAP Budget
Eagle	\$80,168	CEA84594	880115	
Eek	\$88,483	CIE84061	880116	
Egegik	\$78,570	CIE96009	880117	
Ekwok	\$80,215	CIE84316	880118	
Elim	\$88,812	CIE84593	880119	
Emmonak	\$112,395	CIE84322	880120	
Fairbanks	\$1,510,287	CIF84635	880121	
Fairbanks North Star Borough	\$2,861,393	FNS84462	880122	
False Pass	\$77,537	FPV86092	880123	
Fort Yukon	\$102,999	CFY84463	880124	
Galena	\$104,878	CIG84271	880125	
Gambell	\$105,207	CIG84231	880126	
Golovin	\$82,235	CIG84315	880127	
Goodnews Bay	\$86,369	CGB84110	880128	
Grayling	\$83,174	CIG84200	880129	
Gustavus	\$95,718	CIG04105	880130	
Haines Borough	\$355,279	HAB84944	880131	
Holy Cross	\$84,584	CHC84590	880132	
Homer	\$331,221	CIH84724	880133	
Hoonah	\$113,945	CIH84254	880134	
Hooper Bay	\$129,354	CHB84589	880135	
Houston	\$147,206	CIH84520	880136	
Hughes	\$78,195	CIH84314	880137	
Huslia	\$87,167	CIH84852	880138	
Hydaburg	\$91,536	CIH84230	880139	
Juneau	\$1,689,891	CBJ84496	880140	
Kachemak	\$96,516	CIK84111	880141	
Kake	\$100,180	CIK84464	880142	
Kaktovik	\$88,530	CIK84313	880143	
Kaltag	\$84,349	CIK84197	880144	
Kasaan	\$77,772	CIK84927	880145	
Kenai	\$397,460	CIK84891	880146	
Kenai Peninsula Borough	\$1,949,553	KPB88172	880147	
Ketchikan	\$434,949	CKA84761	880148	
Ketchikan Gateway Borough	\$489,121	KGB84466	880149	
Kiana	\$93,838	CIK84060	880150	
King Cove	\$112,912	CKC84059	880151	

**FY 08 Municipal Energy Assistance Program
Municipal Encumbrance List**

Municipality	FY 08 MEAP Payment	Vendor Number	Encumbrance Number	FY 08 MEAP Budget
Kivalina	\$93,369	CIK84196	880152	
Klawock	\$111,455	CIK84229	880153	
Kobuk	\$81,342	CIK84312	880154	
Kodiak	\$353,911	CIK84916	880155	
Kodiak Island Borough	\$591,286	KIB84128	880156	
Kotlik	\$103,704	CIK84311	880157	
Kotzebue	\$220,821	CIK84679	880158	
Koyuk	\$92,288	CIK84195	880159	
Koyukuk	\$79,134	CIK94137	880160	
Kupreanof	\$76,503	CIK84088	880161	
Kwethluk	\$108,871	CIK96138	880162	
Lake & Peninsula Borough	\$471,717	LPB89202	880163	
Larsen Bay	\$79,228	CLB84218	880164	
Lower Kalskag	\$87,637	CIL84199	880165	
Manokotak	\$94,872	CIM84310	880166	
Marshall	\$93,181	CIF84201	880167	
Matanuska-Susitna Borough	\$3,263,175	MAB84586	880168	
McGrath	\$90,080	CMC84599	880169	
Mekoryuk	\$85,194	CIM84109	880170	
Metlakatla	\$140,958	MIC84267	880171	
Mountain Village	\$112,395	CMV84111	880172	
Napakiak	\$92,382	CIN84309	880173	
Napaskiak	\$96,798	CIN91267	880174	
Nenana	\$91,865	CIN84291	880175	
New Stuyahok	\$97,174	CNS84226	880176	
Newhalen	\$82,845	CIN84521	880177	
Nightmute	\$86,134	CIN84853	880178	
Nikolai	\$79,604	CIN84085	880179	
Nome	\$241,304	CIN84936	880180	
Nondalton	\$84,208	CIN84174	880181	
Noorvik	\$104,878	CIN84227	880182	
North Pole	\$155,333	CNP84676	880183	
North Slope Borough	\$281,604	NSB84460	880184	
Northwest Arctic Borough	\$304,435	NAB86168	880185	
Nuiqsut	\$94,590	CNU84598	880186	
Nulato	\$88,624	NCC84026	880187	
Nunam Iqua	\$84,443	CSP84522	880188	

**FY 08 Municipal Energy Assistance Program
Municipal Encumbrance List**

Municipality	FY 08 MEAP Payment	Vendor Number	Encumbrance Number	FY 08 MEAP Budget
Nunapitchuk	\$100,697	CIA84112	880189	
Old Harbor	\$84,020	COH84108	880190	
Ouzinkie	\$84,067	CIO84469	880191	
Palmer	\$336,858	CIP84644	880192	
Pelican	\$79,980	CIP84470	880193	
Petersburg	\$221,996	CIP84181	880194	
Pilot Point	\$78,101	CPP92119	880195	
Pilot Station	\$101,966	CIP84194	880196	
Platinum	\$76,785	CIP84307	880197	
Point Hope	\$109,623	CPH84224	880198	
Port Alexander	\$78,007	CPA84471	880199	
Port Heiden	\$78,711	CPH84306	880200	
Port Lions	\$84,912	CPL84107	880201	
Quinhagak	\$105,442	CIQ84193	880202	
Ruby	\$83,597	CIR84225	880203	
Russian Mission	\$90,456	CRM84305	880204	
Saint George	\$80,637	CSG84054	880205	
Saint Mary's	\$100,885	CWS84356	880206	
Saint Michael	\$95,952	CSM87345	880207	
Saint Paul	\$96,610	CSP84171	880208	
Sand Point	\$116,811	CSP84235	880209	
Savoonga	\$108,449	CIS84106	880210	
Saxman	\$94,825	CIS84583	880211	
Scammon Bay	\$99,429	CIS84191	880212	
Selawik	\$114,509	CIS84058	880213	
Seldovia	\$88,483	CIS84624	880214	
Seward	\$198,412	COS84266	880215	
Shageluk	\$80,825	CIS84190	880216	
Shaktolik	\$85,053	CIS84189	880217	
Shishmaref	\$103,892	CIS84105	880218	
Shungnak	\$87,214	CIS84188	880219	
Sitka	\$664,961	CIS84599	880220	
Skagway	\$115,120	CIS84396	880221	
Soldotna	\$253,847	CIS84564	880222	
Stebbins	\$103,751	CIS84187	880223	
Tanana	\$87,261	CIT84855	880224	
Teller	\$87,120	CIT84473	880225	

**FY 08 Municipal Energy Assistance Program
Municipal Encumbrance List**

Municipality	FY 08 MEAP Payment	Vendor Number	Encumbrance Number	FY 08 MEAP Budget
Tenakee Springs	\$80,121	CTS84272	880226	
Thorne Bay	\$97,644	CTB84301	880227	
Togiak	\$111,784	CIT84854	880228	
Toksook Bay	\$103,093	CTB84223	880229	
Unalakleet	\$109,153	CIV84258	880230	
Unalaska	\$260,095	CIV84215	880231	
Upper Kalskag	\$87,731	CIV84198	880232	
Valdez	\$279,497	CIV84401	880233	
Wainwright	\$99,288	CIW84222	880234	
Wales	\$81,530	CIW84185	880235	
Wasilla	\$393,279	CIW84159	880236	
White Mountain	\$85,523	CWM84304	880237	
Whittier	\$83,879	CIW84474	880238	
Wrangell	\$164,776	CIW84559	880239	
Yakutat	\$279,784	CIY84479	880240	
Municipal Total	\$46,314,998			

Backup Document 3

FY 08 Municipal Energy Assistance Program
Unincorporated Community Encumbrance List

Unincorporated Community Recipient	FY 08 MEAP Payment	Vendor Number	Encumbrance Number	FY 08 MEAP Budget	Waiver of Sovereign Immunity
Akiachak IRA Council	\$58,572	ANC93187	880241		
Alatna Tribal Council	\$26,750	ATC02199	880242		
Arctic Village Traditional Council	\$32,743	AVT84285	880243		
Atmautluak Village Council	\$41,123	ATC97023	880244		
Beaver Village Council	\$28,819	BVC84219	880245		
Birch Creek Tribal Council	\$26,538	BCC84017	880246		
Circle District Historical Society	\$29,720	CDH02093	880247		
Chalkyitsik Village Council	\$28,447	CVC86068	880248		
Chenega Bay IRA Council	\$28,659	CBI91253	880249		
Cheesh'na Tribal Council	\$30,463	CVC84298	880250		
Chitina Traditional Village Council	\$31,152	CVC84299	880251		
Circle Civic Community Association	\$30,038	CCC86091	880252		
Native Village of Kluti-Kaah	\$46,320	CCV84278	880253		
Crooked Creek Traditional Council	\$31,470	CCV84285	880254		
Deltana Community Corporation	\$75,000	DEC84355	880255		
Dot Lake Village Council	\$26,697	DLV85234	880256		
Dry Creek Community Inc.	\$29,985	DCC97204	880257		
Eagle Village Council	\$28,713	VIE99246	880258		
Edna Bay Community	\$27,174	EBC84166	880259		
Community of Elfin Cove	\$26,326	ECC84075	880260		
Four Mile Road Community Council	\$27,068	FMR92210	880261		
Gakona Volunteer Fire Department	\$37,410	GVF96199	880262		
Copper Valley Community Library Assoc.	\$52,844	CVC84192	880263		
Goldstream Community Association	\$26,803	GOC01168	880264		
Gulkana Village Council	\$34,387	GVC86092	880265		
Healy Lake Traditional Council	\$27,440	HLT00206	880266		
Hollis Community Council	\$33,274	HCA87357	880267		
Hyder Community Association, Inc.	\$29,879	HCA84171	880268		
Kasigluk Traditional Council	\$53,745	XXX02540	880269		
Kenny Lake Community League	\$46,957	KLC85206	880270		
Kipnuk Village Council	\$60,428	KVC85227	880271		
Chilkat Indian Village Council	\$30,940	CIV85233	880272		
Koliganek Village Council	\$33,751	KVC85269	880273		
Kongiganak Traditional Council	\$46,798	KTV85248	880274		
Kwigillingok IRA Council	\$45,048	KIC84264	880275		
Lime Village Traditional Council	\$26,326	LVC92184	880276		
Manley Hot Springs Community Association	\$29,137	MHS91070	880277		
McCarthy Area Council	\$28,182	MAC99214	880278		
Mentasta Lake Village Council	\$31,046	MVC84171	880279		
Minto IRA Council	\$34,865	MIC84299	880280		
Naukati West Inc.	\$31,842	NAW94209	880281		
Nelehina/Mendeltna Corporation	\$30,993	NEM88076	880282		
Newtok Traditional Council	\$42,131	NTC90221	880283		
Nikolski IRA Council	\$26,644	NIC86092	880284		
Northway Village Council	\$37,039	NVC84299	880285		
Oscarville Village Council	\$28,394	OVC95083	880286		
Paxson Community Affairs	\$26,485	PCA86092	880287		
Pitka's Point Village Council	\$30,781	PPV86068	880288		
Point Baker Community Council	\$26,432	PBC85241	880289		

Prepared by Department of Community Development from Department

**FY 08 Municipal Energy Assistance Program
Unincorporated Community Encumbrance List**

Port Protection Community Association	\$28,129	PPC86092	880290
Red Devil People and Community Inc.	\$26,538	RDP96201	880291
Association of Silver Springs Area Residents	\$30,993	ASS91186	880292
Slana Community Corporation	\$29,985	SLC89319	880293
Sleetmute Traditional Council	\$29,826	SVC85241	880294
Stevens Village IRA Council	\$28,341	STV85241	880295
Stony River Traditional Village Council	\$27,811	SRT85241	880296
Takotna Community Association, Inc.	\$27,811	TCA85205	880297
Tanacross Village Council	\$32,743	TVC86068	880298
Tatitlek Village IRA Council	\$31,205	TVC85206	880299
The Association of Tazlina Residents	\$34,971	ATR88075	880300
Tetlin Village Council	\$32,902	TVC85233	880301
Tok Community Umbrella Association	\$75,000	TCU85241	880302
Tuluksak Native Community	\$51,147	TUI94138	880303
Tuntutuliak Village Council	\$46,586	TVC84286	880304
Tununak IRA Council	\$42,661	TIC89090	880305
Twin Hills Village Council	\$29,084	THV84033	880306
Venetie Village Council	\$34,918	VVC84285	880307
Whale Pass Homeowners' Association	\$28,235	WPH87356	880308
Unincorporated Total	\$2,370,664		

*adopted
3/3/08*

SAV

AMENDMENT 4

OFFERED IN THE HOUSE
TO: HCS CS SB 72 (), Version 25-LS0506F

BY REPRESENTATIVE MEYER

1 **Page 5, line 7**

2 Delete "\$50,000,000"

3 Insert "\$60,000,000"

4

5 **Page 5, line 9**

6 Delete "\$150,000,000"

7 Insert "\$180,000,000"

8

9 **Page 5, line 11**

10 Delete "\$50,000,000"

11 Insert "\$60,000,000"

12

13 **Page 5, line 22**

14 Delete "50,000,000, divided by 50,000,000, plus one, multiplied by 300,000"

15 Insert "\$60,000,000, divided by 60,000,000, plus one, multiplied by 384,000"

16

17 **Page 6, line 3**

18 Delete "fifteenth"

19 Insert "nineteenth"

20

21

22

23

24

CA

Adopted
2/27/08

AMENDMENT

OFFERED IN THE HOUSE BY REPRESENTATIVE MEYER
TO: HCS CS SB 72 (), Version 25-LS0506\F

- 1 Page 4, line 31
- 2 Delete "to assist communities"
- 3 Insert [as grants] to municipalities, reserves, and communities for any public
- 4 purpose" Deleted
- 5
- 6 Page 5, line 4
- 7 Delete "up to"
- 8 Insert "an amount equal to"
- 9
- 10 Page 5, line 5
- 11 After "(g)."
- 12 Delete "Appropriations for a fiscal year may also be limited to"
- 13 Insert "The amount may not exceed"
- 14
- 15 Page 5, line 28
- 16 After "subsection"
- 17 Insert ", rounded to the nearest \$1,000"
- 18
- 19 Page 5, line 29
- 20 After "amount"
- 21 insert ", rounded to the nearest \$1,000"
- 22
- 23 Page 5, line 30
- 24 After "amount"
- 25 Insert ", rounded to the nearest \$100"

1
2
3
4
5
6
7
8
9
10
11
12
13
14
15
16
17
18
19
20
21
22
23
24
25
26
27
28
29
30
31

Page 6, line 1

After "amount"

Insert ", rounded to the nearest \$100"

4

Held
2/29/08

AMENDMENT 3

OFFERED IN THE HOUSE BY REPRESENTATIVE CHENAULT
TO: HCS CS SB 72 (), Version 25-LS0506F

- 1
- 2
- 3
- 4
- 5
- 6
- 7
- 8
- 9
- 10
- 11
- 12
- 13
- 14
- 15
- 16
- 17
- 18
- 19
- 20
- 21
- 22
- 23
- 24

Page 7, lines 11-13

Delete all material

Insert "assembly approval. If there is more than one qualified entity in an unincorporated community in a borough or unified municipality, one of the entities may receive the entire payment, or the payment may be shared between two or more of the qualified entities, as determined by the assembly.

(c) An unincorporated community in a borough or unified municipality is eligible for a community revenue sharing payment only if at least three of the following services are generally available to all residents of the unincorporated community and each of the three services, in any combination, are provided by one or more qualifying incorporated nonprofit entities or a Native village council or are substantially paid for by the residents of the unincorporated community through taxes, charges, or assessments levied or authorized by the borough or unified municipality."

SB 72-COMMUNITY REVENUE SHARING

Presentation

Adopted 2/14/08 CS LS0506\ F

3 New Fiscal Notes: DOA 11/30, DCCED 2/28 and DNR 2/13

Jeremy AML

Teleconference

Berna Andrews, Mayor, City of Aleknagik

Kay Andrew, Council Member,

Lynn Woods, Matsu Borough

Walt Wrede, Homer, City Manager

Title: Estimates of Progressive Surcharge Tax Revenue (AS 43.55.011(g)),
FY 2008 - FY 2014, at Fall 2007 Forecasted Price, Cost and Production Levels

Preparer: Cherie Nienhuis, Petroleum Economist

Date: 28-Feb-08

Purpose: Provide estimates of progressive surcharge revenue as relates to SB 72 (2008)

Data Source: DOR Forecasting model

Key Assumptions: All assumptions in the Fall 2007 Revenue forecasting model

History: None

Disclaimer: The Department of Revenue is in the process of reviewing and updating the data on which this analysis is based. As a result, future analysis could have different results.

The information contained in this workbook may be privileged, confidential or otherwise protected from disclosure. If you are not the intended recipient, any use, dissemination, disclosure, distribution or copying is strictly prohibited

2:54
3:09

**Estimates of Progressive Surcharge Tax Revenue (AS 43.55.011(g)),
FY 2008 - FY 2014, at Fall 2007 Forecasted Price, Cost and Production Levels**

	FY 2008	FY 2009	FY 2010	FY 2011	FY 2012	FY 2013	FY 2014
Production (mmbbls/day)	0.731	0.701	0.693	0.676	0.675	0.685	0.687
ANS WC Price (\$ per bbl)	\$72.64	\$66.32	\$63.40	\$64.75	\$66.35	\$67.45	\$68.55
Est Prog Surcharge Revenue (\$millions)	\$950	\$400	\$350	\$350	\$400	\$400	\$400
Max Community Rev Sharing Fund Rate	20%	20%	20%	20%	20%	20%	20%
Max Available for Appropriation to Community Rev Sharing Fund (\$millions)	\$190	\$80	\$70	\$70	\$80	\$80	\$80

ALASKA STATE LEGISLATURE

SENATE COMMUNITY AND REGIONAL AFFAIRS



STATE CAPITOL
ROOM 514
JUNEAU ALASKA
99801-1182
(907) 465-4989
FAX (907) 465-4821

SENATOR DONALD C. OLSON, CHAIR

MEMBERS:

SENATOR ALBERT KOOKESH, SENATOR GARY STEVENS, SENATOR TOM WAGONER, SENATOR JOE THOMAS

Sponsor Statement

SB 72 – COMMUNITY REVENUE SHARING

SB 72 establishes a sustainable revenue sharing program based on the owner-state concept. The resources of the state belong to all Alaskans. Cities and boroughs were formed by the state as political subdivisions to provide services to the people. Without revenue sharing, the entire cost of basic services is borne by local taxpayers.


Skyrocketing fuel and retirement system costs and inflation, in conjunction with severe cuts in revenue sharing over the past several years have local governments scrambling to continue providing even basic services such as snow removal and road maintenance, public safety, and the education of our children.

SB 72 provides a means for sustainable revenue sharing in order to allow communities to continue providing basic services. SB 72 would allow the legislature to allocate 3% of certain natural resource revenues or up to \$50,000,000 for community revenue sharing every year. Basing revenue sharing on the state's annual income allows for the flexibility needed to continue the program during lean years, when state revenue is down.

Without consistent, dependable revenue sharing, provision of basic services will continue to decline. Some small communities have already closed their doors. SB 72 provides the tool to solve the problem of helping local governments fund basic services.

COMMUNITY REVENUE SHARING

How Communities Use Their Share



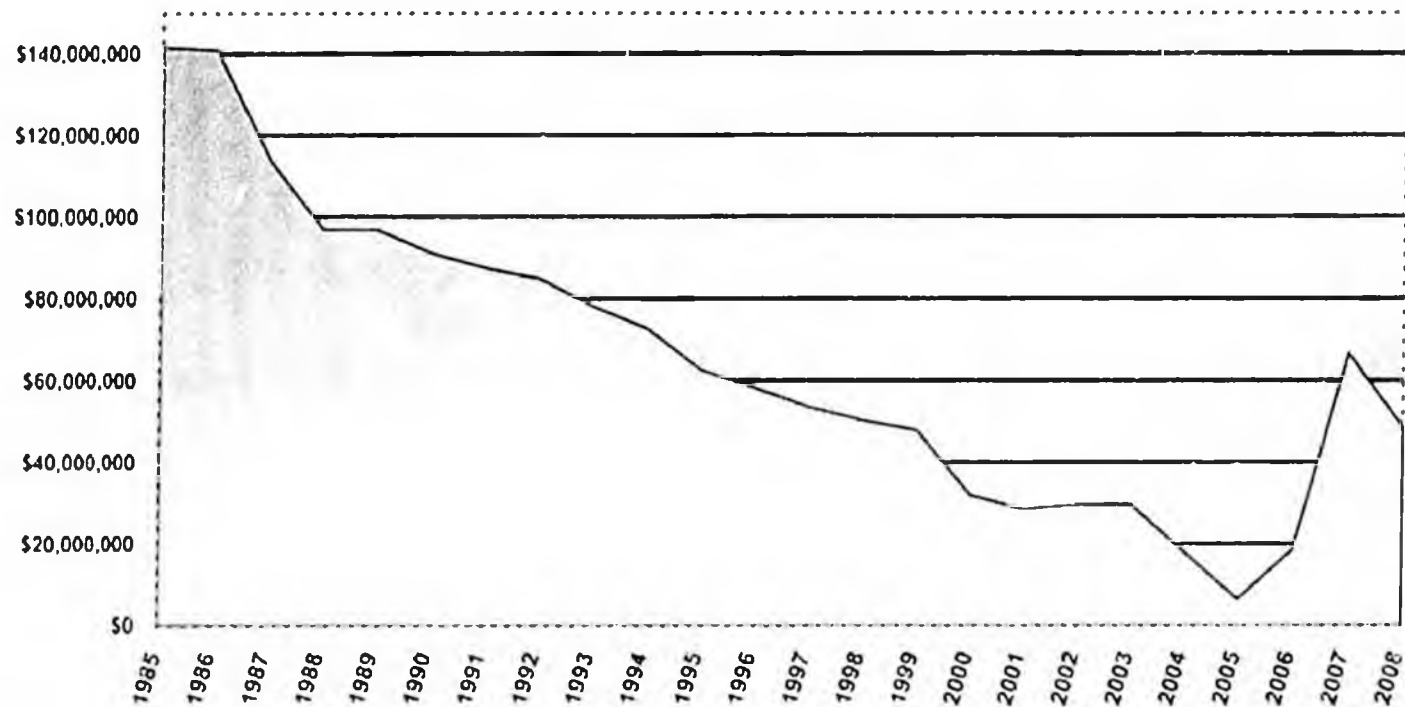
Alaska Municipal League - 217 Second Street, Juneau, Alaska 99801 - 907.586.1325 - www.akml.org

COMMUNITY REVENUE SHARING



Historic Revenue Sharing Totals

1985	\$141,656,800
1986	\$140,939,000
1987	\$113,737,600
1988	\$96,857,800
1989	\$96,857,800
1990	\$91,094,000
1991	\$87,450,200
1992	\$84,995,000
1993	\$78,195,400
1994	\$72,721,800
1995	\$62,613,500
1996	\$58,230,700
1997	\$53,572,300
1998	\$50,358,000
1999	\$47,840,100
2000	\$31,893,400
2001	\$28,493,400
2002	\$29,630,700
2003	\$29,630,700
2004*	\$17,933,200
2005*	\$6,450,000
2006*	\$18,426,923
2007*	\$66,675,087
2008	\$48,720,000



*2004- One time Federal Funds

*2005- Rural energy assistance

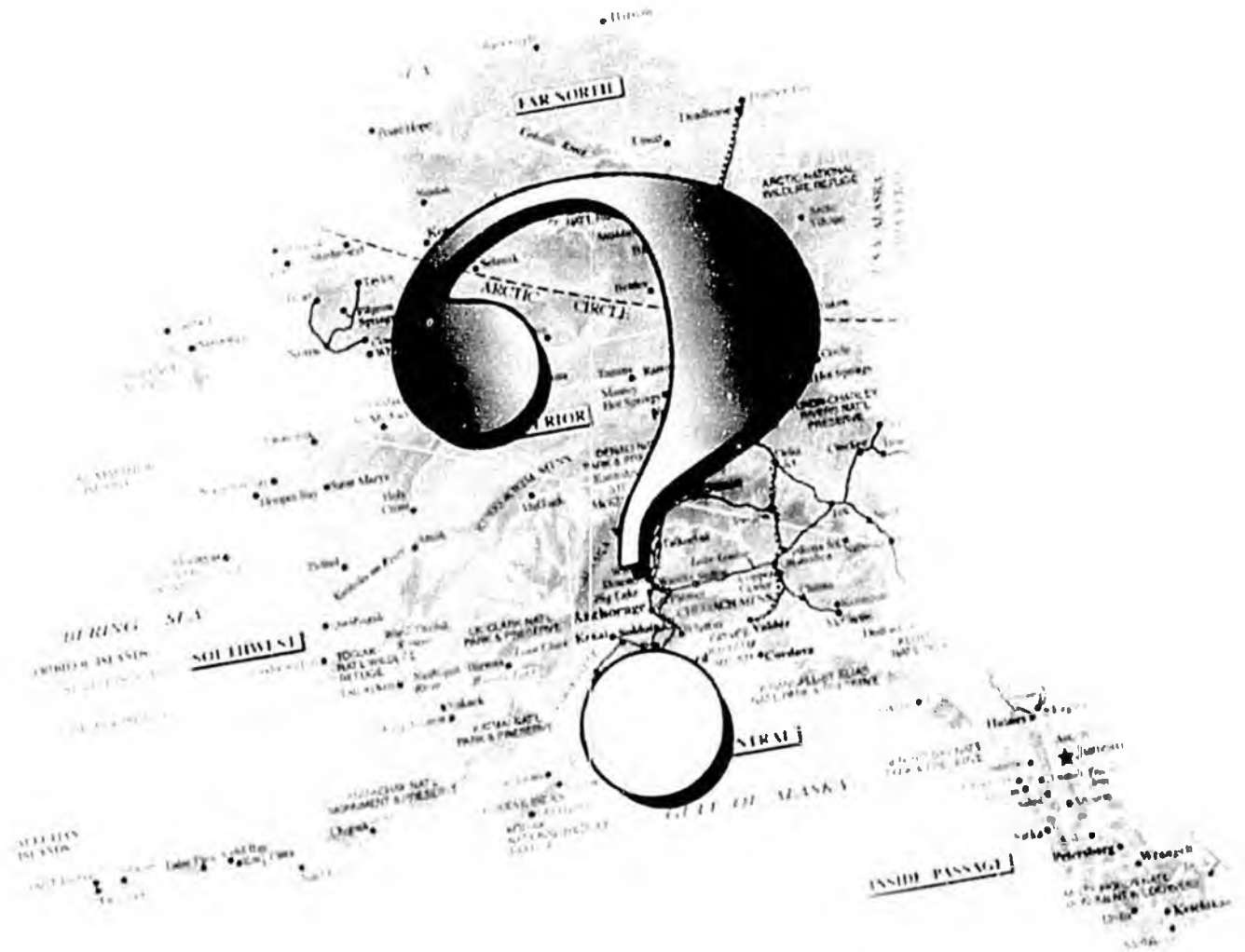
*2006- PERS assistance

*2007- In 2007 the legislature appropriated \$18,581,921 for PERS Relief and \$48,093,166 to offset the impacts of rising energy costs, with a minimum of \$40,000 to any municipality.

COMMUNITY REVENUE SHARING



How Do Communities Use Revenue Sharing?



COMMUNITY REVENUE SHARING



Municipality of Anchorage

\$13,536,127

FY 08 Revenue Sharing

- Aids Property Tax Relief
- Each Property Owner Receives a Green Card
- Each Green Card Shows Their Property Tax Total With and Without Property Tax Relief
- In FY 07 the Average Single-Family Home in Anchorage Saved \$389 or the Equivalent of 1.27 Mills From Revenue Sharing

FY 09 Revenue Sharing W/ \$75M: \$20,249,082

As Recommended by the Alaska Municipal League

COMMUNITY REVENUE SHARING



Municipality of Anchorage

2008 ESTIMATED REAL PROPERTY TAXES

When assessed valuation notices are sent in January, property owners frequently ask: How will the change in assessed value affect my property taxes?

To help answer this question, the Municipality of Anchorage is providing **preliminary estimates of the 2008 taxes** for this property. Please note that your actual 2008 taxes may vary somewhat from this estimate. For comparison purposes, your property's actual 2007 tax also is provided.

FOR INFORMATIONAL PURPOSES ONLY—THIS IS NOT A TAX BILL			
	2007 Actual	2008 Estimate <i>With</i> State-funded local property tax relief (a)	2008 Estimate <i>Without</i> State-funded local property tax relief (b)
Local Property Tax	\$4,799	\$5,051	\$5,336
<p>(a) The Municipal Assembly adopted the 2008 General Government operating budget in December 2007. If approved by the legislature, the Mayor and Assembly have pledged to use the anticipated \$24 million in State-funded assistance for local property tax relief.</p> <p>(b) This column shows the estimated increase in taxes on your property, if the State Legislature does <u>not</u> approve any State-funded assistance for the Municipality of Anchorage during the 2008 session.</p>			

The Municipal Assembly is scheduled to levy 2008 property taxes by May 1, 2008. The Municipal Treasury Division will mail your 2008 tax bill by May 15. Payment of the first half of your 2008 taxes will be due on June 15. Payment of the second half of your 2008 taxes will be due on August 15. Property taxes become delinquent and are subject to penalty and interest, if payments are not made by these due dates.

THIS IS NOT A TAX BILL

COMMUNITY REVENUE SHARING



Municipality of Anchorage

“For the last two years, Anchorage has used its revenue sharing to lower property taxes for Anchorage residents. The Assembly and I remain committed to using any revenue sharing funds again this year for property tax reduction.”

–Mayor Mark Begich



COMMUNITY REVENUE SHARING



Matanuska-Susitna Borough

\$3,223,175

FY 08 Revenue Sharing

- Aids Property Tax Relief
- FY 08 Revenue Sharing Reduced Property Tax by a Little More Than a Half of a Mill
- Mat-Su Property Owners Receive a Brochure With Their Property Tax Bill Titled "Your Property Tax Dollars"

FY 09 Revenue Sharing W/ \$75M: \$4,855,471

As Recommended by the Alaska Municipal League

COMMUNITY REVENUE SHARING



Matanuska-Susitna Borough



Your Property Tax Dollars

Matanuska-Susitna Borough, Alaska 2007

The typical homeowner in the Matanuska-Susitna Borough would pay an average of \$2,235 in Property Taxes (both areawide and non-areawide), based on an average assessed value of \$223,157. If a property is located in a Road or Fire Service Area or within a City, additional taxes are paid. This year the Assembly approved to pass through State Shared Revenue as Tax Relief.

The Average Homeowner in the Mat-Su Borough Saved \$116 because of Community Revenue Sharing

Summary of 2007 Tax Bill

Non-Areawide



Areawide	\$2,152	96%
Non-Areawide	83	4%
Total	\$2,235	100%
Tax Relief	(116)	
Balance Due	\$2,119	

Due to Community Revenue Sharing


COMMUNITY REVENUE SHARING



Matanuska-Susitna Borough

“For us in the Mat-Su, revenue sharing means our citizens paid less in property taxes .”

-Mayor Curt Menard



COMMUNITY REVENUE SHARING



Haines Borough

\$355,279

FY 08 Revenue Sharing

- Able to Increase Funding to Schools
- Establish a Full-time Maintenance Position to Address Deferred Maintenance problems
- Saves Taxpayers Both Now and in the Future

FY 09 Revenue Sharing W/ \$75M: \$605,996

As Recommended by the Alaska Municipal League

COMMUNITY REVENUE SHARING



Haines Borough

“This fiscal year Haines was able to – for the very first time, establish a full-time maintenance position that will help us address the years of deferred maintenance problems and “band-aid fixes” throughout all of our facilities. This will save the taxpayers in many ways both now and in the future. Also, after many years of flat-funding for our school district, the Haines Borough was able to increase its contribution to the school with its funds from revenue sharing.”

–Borough Manager Robert Venables



COMMUNITY REVENUE SHARING



City of Saint Paul

\$96,610

FY 08 Revenue Sharing

- Purchased Fuel to Provide Basic Services
 - E.g.- Heat City Buildings, Run City Equipment

FY 09 Revenue Sharing W/ \$75M: \$144,521
As Recommended by the Alaska Municipal League

COMMUNITY REVENUE SHARING



City of Saint Paul



“The City of St. Paul used all of their Revenue Sharing money from the State of Alaska to pay their fuel bill.”
-City Clerk Phyllis Swetzof



COMMUNITY REVENUE SHARING



Kenai Peninsula Borough

\$1,749,553

FY 08 Revenue Sharing

- Funded Education at the Cap
 - Thus Reducing Mill Rate Increase

FY 09 Revenue Sharing W/ \$75M: \$2,667,284

As Recommended by the Alaska Municipal League

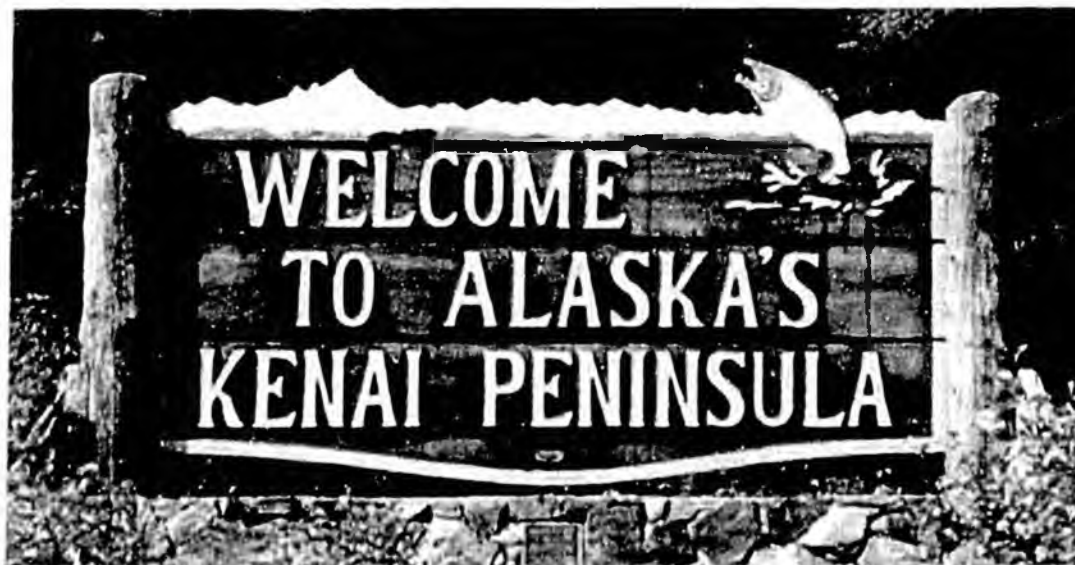
COMMUNITY REVENUE SHARING



Kenai Peninsula Borough

The Kenai Peninsula Borough used the Revenue Sharing received from the State of Alaska during FY 2008 to continue its practice of funding education at the cap. Without these funds, the Borough's mill rate would have needed to increase .33 mills, to continue funding education at the cap.

-Borough Finance Director Craig Chapman



COMMUNITY REVENUE SHARING



City of Gustavus

\$95,718

FY 08 Revenue Sharing

- Supports Basic Services
- Helps Offset High Energy Costs

FY 09 Revenue Sharing W/ \$75M: \$143,198

As Recommended by the Alaska Municipal League

COMMUNITY REVENUE SHARING



City of Gustavus



Gustavus City Hall



Gustavus Fire Department

“The City of Gustavus used their Revenue Sharing from the State of Alaska to offset their high energy costs and to help support all city services such as: our library; our fire department; our EMS squad; our health clinic and our City Hall.”

-Mayor Ken Klawunder

COMMUNITY REVENUE SHARING



Denali Borough

\$321,219

FY 08 Revenue Sharing

- Funded Fire & EMS Services to Over 100 miles of the Parks Highway

FY 09 Revenue Sharing W/ \$75M: \$555,529

As Recommended by the Alaska Municipal League

COMMUNITY REVENUE SHARING



Denali Borough

The Denali Borough budget for '08 included \$271,589 for local fire/EMS and the lion's share of that is spent on visitors including response along over 100 miles of the Parks Highway.

-Mayor David Talerico



COMMUNITY REVENUE SHARING



Conclusion

- The AML Appreciates the Legislature's Support by Addressing Revenue Sharing as a Statewide Issue
- The AML Urges the Committee to adopt SB 72 with an Annual Payout of \$75 million by Increasing the Revenue Sharing Fund to \$225 million
- Revenue Sharing Combined with Education Funding and the PERS/TRS Fix are Positive Steps to Building Sustainable Communities in Alaska

Suzanne C. 2/14/08

Community Revenue Sharing

SB 72

"An Act relating to the community revenue sharing program; repealing certain programs providing state payments to municipalities and other entities; and providing for an effective date."



Community Revenue Sharing

Elements of a Community Revenue Sharing Program:

Fairness

Stability

Affordability

Sustainability



Elements of Proposed Revenue Sharing Program

The Fund

Fills when the state has revenue from the progressivity surcharge (that is, when oil exceeds \$60/bbl)
Or, can be filled with other fund source determined by the Legislature (GF)

The Formula

Adjustable Basic Payments
Per Capita Distribution
Minimum Basic Payments

Mechanics

Slow Phase Out
Quick Bounce Back



Community Revenue Sharing Fund

- For the purpose of making community revenue sharing payments to local communities
- Consists of appropriations
 - 20% of revenue generated under AS 43.55.011(g), not to exceed the greater of
 - \$50 million or
 - The amount to bring the fund balance to \$150 million
- Interest earned on the fund may be appropriated to the fund
- Money in the fund does not lapse
- This is not a dedicated fund



The Formula

- If the fund balance at the end of the fiscal year is at least \$50 million, there will be revenue sharing.
- Without further appropriation, DCCED will distribute 1/3rd of the fund balance as revenue sharing payments.
- The amount of distribution is very similar to the amounts used during the last two years-\$50 million as grants in the capital budget.



Basic Payments

Borough	\$300,000
City	\$75,000
Unincorporated City (outside borough)	\$25,000
Unincorporated City (inside borough)	\$20,000
Unified Municipality	\$375,000




Per Capita Distribution

The remaining balance of the \$50 million is distributed per capita:

Communities in the unorganized borough cannot have a total (basic+per capita) payment that exceeds the city basic payment (\$75,000)

Excess amount is then distributed to the remaining qualifying communities in the unorganized borough

The population of each city in a borough is deducted from the total borough population



What Happens When the Amount Available is Larger than \$50 Million?

The formula has a "floating" basic payment structure...

\$75 million available for program

50% more funds available, the basic payments adjust by 50%...

Borough	\$450,000
City	\$112,500
Unincorporated (outside of borough)	\$37,500
Unincorporated (inside of borough)	\$30,000
Unified Municipality	\$562,500



What Happens When There is **Less** than \$50 Million Available?

The "floating" basic payment kicks in, just in reverse....

\$45 million available for program
10% less funds available, the basic payment adjusts by 10%

Borough	\$270,000
City	\$67,500
Unincorporated (outside of borough)	\$22,500
Unincorporated (inside of borough)	\$18,000
Unified Municipality	\$337,500



But Wait, There's More...

- A minimum base has been inserted in order to protect smaller communities when there is less than \$50 million available for a program.
- The minimum borough basic payment in the draft proposal is \$220,000.



Minimum Basic Payments

Borough	\$220,000
City	\$55,000
Unincorporated (outside of borough)	\$18,300
Unincorporated (inside of borough)	\$14,700
Unified Municipality	\$275,000

*Minimum basic payments will occur when the program is at \$36 million



Fund Mechanics

FY 08 Capitalization: \$150 million

FY 09 Payments: \$50 million

*1/3rd of fund balance

FY 09 Appropriation: \$50 million

*From surcharge revenue

FY 2010 Payments: \$50 million

*1/3rd of fund balance

FY 2010 Appropriation: \$50 million

*From surcharge revenue



When Oil Prices Fall....

FY2011: Assume oil falls below \$60/bbl and remains there through FY2013...

FY2011: Payments remain at \$50 million. No progressivity, means no cash into the fund.

FY2012: Payments fall to \$33 million (based on FY 2011 year end balance of \$100 million). No progressivity in FY 2012 means no cash into the fund.

FY2013: Payments fall to \$22 million (based on FY 2012 balance of \$66 million). No progressivity in FY 2013 means no cash into the fund.

FY2014: Payments are zero. The fund balance is less than \$50 million)



The “Bounce Back” Potential

- Interest may be appropriated to the fund
- Other revenue may be appropriated to the fund
- **But most importantly:** when higher oil prices trigger the surcharge, the fund can immediately recover to the \$150 million level and payments the following year would be \$50 million



Does it meet the tests?

Fairness: Basic payment that adjusts with funds available for the program, coupled with a per-capita payment.

Stability: Communities will know payment levels well in advance.

Affordability: The program is funded when the surcharge is triggered or other appropriations are made.

Sustainability: The fund has quick "bounce back" potential, as long as the total cost of the program is a sustainable cost for the State.

Distributed By Rep. Meyer

(1)

Community	2006 Population	Base Payment	Per Capita Distribution	Base Payment Plus Per Capita Payment	% of Total	Dollars per Capita	FY08 Rev Sharing
Total Distribution		To Cities and Boroughs:		46,997,001	94%		
		Unincorporated Communities Outside Boroughs:		2,382,999	5%		
		Unincorporated Communities in Boroughs:		620,000	1%		
		Total Revenue Sharing:		50,000,000			
Adak	146	75,000	6,775	81,775	0%	560	81,859
Akhiok	44	75,000	2,042	77,042	0%	1,751	77,067
Akiak	367	75,000	17,031	92,031	0%	251	92,241
Akutan	741	75,000	34,387	109,387	0%	148	109,811
Alakanuk	663	75,000	30,768	105,768	0%	160	106,147
Aleknagik	241	75,000	11,184	86,184	0%	358	86,322
Aleutians East Borough	64	300,000	2,970	302,970	1%	4,734	253,007
Allakaket	94	75,000	4,362	79,362	0%	844	79,416
Ambler	277	75,000	12,855	87,855	0%	317	88,013
Anaktuvuk Pass	299	75,000	13,876	88,876	0%	297	89,047
Anchorage	282,813	375,000	13,124,388	13,499,388	27%	48	13,536,127
Anderson	536	75,000	24,874	99,874	0%	186	100,180
Angoon	482	75,000	22,368	97,368	0%	202	97,644
Aniak	512	75,000	23,760	98,760	0%	193	99,053
Anvik	88	75,000	4,084	79,084	0%	899	79,134
Atka	73	75,000	3,388	78,388	0%	1,074	78,429
Atkasuk	237	75,000	10,998	85,998	0%	363	86,134
Barrow	4,065	75,000	188,643	263,643	1%	65	265,968
Bethel	5,812	75,000	269,715	344,715	1%	59	348,039
Bettles	25	75,000	1,160	76,160	0%	3,046	76,174
Brevig Mission	324	75,000	15,036	90,036	0%	278	90,221
Bristol Bay Borough	1,060	300,000	49,191	349,191	1%	329	299,797
Buckland	457	75,000	21,208	96,208	0%	211	96,469
Chefornak	460	75,000	21,347	96,347	0%	209	96,610
Chevak	908	75,000	42,137	117,137	0%	129	117,656
Chignik	85	75,000	3,945	78,945	0%	929	78,993
Chuathbaluk	99	75,000	4,594	79,594	0%	804	79,651
Clark's Point	69	75,000	3,202	78,202	0%	1,133	78,242
Coffman Cove	162	75,000	7,518	82,518	0%	509	82,611

Community	2006 Population	Base Payment	Per Capita Distribution	Base Payment Plus Per Capita Payment	% of Total	Dollars per Capita	FY08 Rev Sharing
Cold Bay	87	75,000	4,037	79,037	0%	908	79,087
Cordova	2,211	75,000	102,605	177,605	0%	80	178,869
Craig	1,105	75,000	51,279	126,279	0%	114	126,911
Deering	138	75,000	6,404	81,404	0%	590	81,483
Delta Junction	1,039	75,000	48,216	123,216	0%	119	123,811
Denali Borough	1,516	300,000	70,352	370,352	1%	244	321,219
Dillingham	2,397	75,000	111,237	186,237	0%	78	187,607
Diomedea	110	75,000	5,105	80,105	0%	728	80,168
Eagle	110	75,000	5,105	80,105	0%	728	80,168
Eek	287	75,000	13,319	88,319	0%	308	88,483
Egegik	76	75,000	3,527	78,527	0%	1,033	78,570
Ekwok	111	75,000	5,151	80,151	0%	722	80,215
Elim	294	75,000	13,644	88,644	0%	302	88,812
Emmonak	796	75,000	36,940	111,940	0%	141	112,395
Fairbanks	30,552	75,000	1,417,814	1,492,814	3%	49	1,510,287
Fairbanks North Star Borough	64,626	300,000	2,999,073	3,299,073	7%	51	2,861,393
False Pass	54	75,000	2,506	77,506	0%	1,435	77,537
Fort Yukon	596	75,000	27,658	102,658	0%	172	102,999
Galena	636	75,000	29,515	104,515	0%	164	104,878
Gambell	643	75,000	29,839	104,839	0%	163	105,207
Golovin	154	75,000	7,147	82,147	0%	533	82,235
Goodnews Bay	242	75,000	11,230	86,230	0%	356	86,369
Grayling	174	75,000	8,075	83,075	0%	477	83,174
Gustavus	441	75,000	20,465	95,465	0%	216	95,718
Haines Borough	2,241	300,000	103,997	403,997	1%	180	355,279
Holy Cross	204	75,000	9,467	84,467	0%	414	84,584
Homer	5,454	75,000	253,102	328,102	1%	60	331,221
Hoonah	829	75,000	38,471	113,471	0%	137	113,945
Hooper Bay	1,157	75,000	53,692	128,692	0%	111	129,354
Houston	1,537	75,000	71,327	146,327	0%	95	147,206
Hughes	68	75,000	3,156	78,156	0%	1,149	78,195
Huslia	259	75,000	12,019	87,019	0%	336	87,167
Hydaburg	352	75,000	16,335	91,335	0%	259	91,536
Juneau	30,650	375,000	1,422,362	1,797,362	4%	59	1,689,891
Kachemak	458	75,000	21,254	96,254	0%	210	96,516

Community	2006 Population	Base Payment	Per Capita Distribution	Base Payment Plus Per Capita Payment	% of Total	Dollars per Capita	FY08 Rev Sharing
Kake	536	75,000	24,874	99,874	0%	186	100,180
Kaktovik	288	75,000	13,365	88,365	0%	307	88,530
Kaltag	199	75,000	9,235	84,235	0%	423	84,349
Kasaan	59	75,000	2,738	77,738	0%	1,318	77,772
Kenai	6,864	75,000	318,535	393,535	1%	57	397,460
Kenai Peninsula Borough	31,853	300,000	1,478,189	1,778,189	4%	56	1,749,553
Ketchikan	7,662	75,000	355,567	430,567	1%	56	434,949
Ketchikan Gateway Borough	5,090	300,000	236,210	536,210	1%	105	489,121
Kiana	401	75,000	18,609	93,609	0%	233	93,838
King Cove	807	75,000	37,450	112,450	0%	139	112,912
Kivalina	391	75,000	18,145	93,145	0%	238	93,369
Klawock	776	75,000	36,012	111,012	0%	143	111,455
Kobuk	135	75,000	6,265	81,265	0%	602	81,342
Kodiak	5,937	75,000	275,516	350,516	1%	59	353,911
Kodiak Island Borough	6,839	300,000	317,375	617,375	1%	90	571,286
Kotlik	611	75,000	28,354	103,354	0%	169	103,704
Kotzebue	3,104	75,000	144,046	219,046	0%	71	220,821
Koyuk	368	75,000	17,078	92,078	0%	250	92,288
Koyukuk	88	75,000	4,084	79,084	0%	899	79,134
Kupreanof	32	75,000	1,485	76,485	0%	2,390	76,503
Kwethluk	721	75,000	33,459	108,459	0%	150	108,871
Lake & Peninsula Borough	888	300,000	41,209	341,209	1%	384	291,717
Larsen Bay	90	75,000	4,177	79,177	0%	880	79,228
Lower Kalskag	269	75,000	12,483	87,483	0%	325	87,637
Manokotak	423	75,000	19,630	94,630	0%	224	94,872
Marshall	387	75,000	17,959	92,959	0%	240	93,181
Matanuska-Susitna Borough	63,288	300,000	2,936,981	3,236,981	6%	51	3,223,175
McGrath	321	75,000	14,897	89,897	0%	280	90,080
Mekoryuk	217	75,000	10,070	85,070	0%	392	85,194
Metlakatla	1,404	75,000	65,155	140,155	0%	100	140,958
Mountain Village	796	75,000	36,940	111,940	0%	141	112,395
Napakiak	370	75,000	17,170	92,170	0%	249	92,382
Napaskiak	464	75,000	21,533	96,533	0%	208	96,798
Nenana	553	75,000	25,663	100,663	0%	182	91,865
New Stuyahok	472	75,000	21,904	96,904	0%	205	97,174

Community	2006 Population	Base Payment	Per Capita Distribution	Base Payment Plus Per Capita Payment	% of Total	Dollars per Capita	FY08 Rev Sharing
Newhalen	167	75,000	7,750	82,750	0%	496	82,845
Nightmute	237	75,000	10,998	85,998	0%	363	86,134
Nikolai	98	75,000	4,548	79,548	0%	812	79,604
Nome	3,540	75,000	164,279	239,279	0%	68	241,304
Nondalton	196	75,000	9,096	84,096	0%	429	84,208
Noorvik	636	75,000	29,515	104,515	0%	164	104,878
North Pole	1,710	75,000	79,355	154,355	0%	90	155,333
North Slope Borough	247	300,000	11,462	311,462	1%	1,261	261,604
Northwest Arctic Borough	733	300,000	34,016	334,016	1%	456	284,435
Nuiqsut	417	75,000	19,352	94,352	0%	226	94,590
Nulato	290	75,000	13,458	88,458	0%	305	88,624
Nunam Iqua	201	75,000	9,328	84,328	0%	420	84,443
Nunapitchuk	547	75,000	25,384	100,384	0%	184	100,697
Old Harbor	192	75,000	8,910	83,910	0%	437	84,020
Ouzinkie	193	75,000	8,956	83,956	0%	435	84,067
Palmer	5,574	75,000	258,670	333,670	1%	60	336,858
Pelican	106	75,000	4,919	79,919	0%	754	79,980
Petersburg	3,129	75,000	145,206	220,206	0%	70	221,996
Pilot Point	66	75,000	3,063	78,063	0%	1,183	78,101
Pilot Station	574	75,000	26,637	101,637	0%	177	101,966
Platinum	38	75,000	1,763	76,763	0%	2,020	76,785
Point Hope	737	75,000	34,202	109,202	0%	148	109,623
Port Alexander	64	75,000	2,970	77,970	0%	1,218	78,007
Port Heiden	79	75,000	3,666	78,666	0%	996	78,711
Port Lions	211	75,000	9,792	84,792	0%	402	84,912
Quinhagak	648	75,000	30,071	105,071	0%	162	105,442
Ruby	183	75,000	8,492	83,492	0%	456	83,597
Russian Mission	329	75,000	15,268	90,268	0%	274	90,456
Saint George	120	75,000	5,569	80,569	0%	671	80,637
Saint Mary's	551	75,000	25,570	100,570	0%	183	100,885
Saint Michael	446	75,000	20,697	95,697	0%	215	95,952
Saint Paul	460	75,000	21,347	96,347	0%	209	96,610
Sand Point	890	75,000	41,302	116,302	0%	131	116,811
Savoonga	712	75,000	33,041	108,041	0%	152	108,449
Saxman	422	75,000	19,584	94,584	0%	224	94,825

Community	2006 Population	Base Payment	Per Capita Distribution	Base Payment Plus Per Capita Payment	% of Total	Dollars per Capita	FY08 Rev Sharing
Scammon Bay	520	75,000	24,131	99,131	0%	191	99,429
Selawik	841	75,000	39,028	114,028	0%	136	114,509
Seldovia	287	75,000	13,319	88,319	0%	308	88,483
Seward	2,627	75,000	121,910	196,910	0%	75	198,412
Shageluk	124	75,000	5,754	80,754	0%	651	80,825
Shaktolik	214	75,000	9,931	84,931	0%	397	85,053
Shishmaref	615	75,000	28,540	103,540	0%	168	103,892
Shungnak	260	75,000	12,066	87,066	0%	335	87,214
Sitka	8,833	375,000	409,909	784,909	2%	89	664,961
Skagway	854	300,000	39,631	339,631	1%	398	115,120
Soldotna	3,807	75,000	176,670	251,670	1%	66	253,847
Stebbins	612	75,000	28,401	103,401	0%	169	103,751
Tanana	261	75,000	12,112	87,112	0%	334	87,261
Teller	258	75,000	11,973	86,973	0%	337	87,120
Tenakee Springs	109	75,000	5,058	80,058	0%	734	80,121
Thorne Bay	482	75,000	22,368	97,368	0%	202	97,644
Togiak	783	75,000	36,336	111,336	0%	142	111,784
Toksook Bay	598	75,000	27,751	102,751	0%	172	103,093
Unalakleet	727	75,000	33,738	108,738	0%	150	109,153
Unalaska	3,940	75,000	182,842	257,842	1%	65	260,095
Upper Kalskag	271	75,000	12,576	87,576	0%	323	87,731
Valdez	4,353	75,000	202,008	277,008	1%	64	279,497
Wainwright	517	75,000	23,992	98,992	0%	191	99,288
Wales	139	75,000	6,451	81,451	0%	586	81,530
Wasilla	6,775	75,000	314,405	389,405	1%	57	393,279
White Mountain	224	75,000	10,395	85,395	0%	381	85,523
Whittier	189	75,000	8,771	83,771	0%	443	83,879
Wrangell	1,911	75,000	88,683	163,683	0%	86	164,776
Yakutat	634	300,000	29,422	329,422	1%	520	279,784
Municipal Totals	662,018	\$16,275,000	\$30,722,001	\$ 46,997,001		\$70.99	45,694,998

Distributed by Rep. Meyer

(2)

Community	2006 Population	Base Payment	Per Capita Distribution	Base Payment Plus Per Capita Payment	% of Total	Dollars per Capita	FY08 Rev Sharing
Total Distribution		To Cities and Boroughs:		30,875,926	94%		
		Unincorporated Communities Outside Boroughs:		1,668,374	5%		
		Unincorporated Communities in Boroughs:		455,700	1%		
		Total Revenue Sharing:		33,000,000			
Adak	146	55,000	4,177	59,177	0%	405	81,859
Akhiok	44	55,000	1,259	56,259	0%	1,279	77,067
Akiak	367	55,000	10,500	65,500	0%	178	92,241
Akutan	741	55,000	21,201	76,201	0%	103	109,811
Alakanuk	663	55,000	18,969	73,969	0%	112	106,147
Aleknagik	241	55,000	6,895	61,895	0%	257	86,322
Aleutians East Borough	64	220,000	1,831	221,831	1%	3,466	253,007
Allakaket	94	55,000	2,689	57,689	0%	614	79,416
Ambler	277	55,000	7,925	62,925	0%	227	88,013
Anaktuvuk Pass	299	55,000	8,555	63,555	0%	213	89,047
Anchorage	282,813	275,000	8,091,532	8,366,532	25%	30	13,536,127
Anderson	536	55,000	15,335	70,335	0%	131	100,180
Angoon	482	55,000	13,790	68,790	0%	143	97,644
Aniak	512	55,000	14,649	69,649	0%	136	99,053
Anvik	88	55,000	2,518	57,518	0%	654	79,134
Atka	73	55,000	2,089	57,089	0%	782	78,429
Atkasuk	237	55,000	6,781	61,781	0%	261	86,134
Barrow	4,065	55,000	116,303	171,303	1%	42	265,968
Bethel	5,812	55,000	166,287	221,287	1%	38	348,039
Bettles	25	55,000	715	55,715	0%	2,229	76,174
Brevig Mission	324	55,000	9,270	64,270	0%	198	90,221
Bristol Bay Borough	1,060	220,000	30,328	250,328	1%	236	299,797
Buckland	457	55,000	13,075	68,075	0%	149	96,469
Cheformak	460	55,000	13,161	68,161	0%	148	96,610
Chevak	908	55,000	25,979	80,979	0%	89	117,656
Chignik	85	55,000	2,432	57,432	0%	676	78,993
Chuathbaluk	99	55,000	2,832	57,832	0%	584	79,651
Clark's Point	69	55,000	1,974	56,974	0%	826	78,242
Coffman Cove	162	55,000	4,635	59,635	0%	368	82,611

Community	2006 Population	Base Payment	Per Capita Distribution	Base Payment Plus Per Capita Payment	% of Total	Dollars per Capita	FY08 Rev Sharing
Cold Bay	87	55,000	2,489	57,489	0%	661	79,087
Cordova	2,211	55,000	63,259	118,259	0%	53	178,869
Craig	1,105	55,000	31,615	86,615	0%	78	126,911
Deering	138	55,000	3,948	58,948	0%	427	81,483
Delta Junction	1,039	55,000	29,727	84,727	0%	82	123,811
Denali Borough	1,516	220,000	43,374	263,374	1%	174	321,219
Dillingham	2,397	55,000	68,580	123,580	0%	52	187,607
Diomedes	110	55,000	3,147	58,147	0%	529	80,168
Eagle	110	55,000	3,147	58,147	0%	529	80,168
Eek	287	55,000	8,211	63,211	0%	220	88,483
Eggekik	76	55,000	2,174	57,174	0%	752	78,570
Ekvok	111	55,000	3,176	58,176	0%	524	80,215
Elim	294	55,000	8,412	63,412	0%	216	88,812
Emmonak	796	55,000	22,774	77,774	0%	98	112,395
Fairbanks	30,552	55,000	874,120	929,120	3%	30	1,510,287
Fairbanks North Star Borough	64,626	220,000	1,849,008	2,069,008	6%	32	2,861,393
False Pass	54	55,000	1,545	56,545	0%	1,047	77,537
Fort Yukon	596	55,000	17,052	72,052	0%	121	102,999
Galena	636	55,000	18,197	73,197	0%	115	104,878
Gambell	643	55,000	18,397	73,397	0%	114	105,207
Golovin	154	55,000	4,406	59,406	0%	386	82,235
Goodnews Bay	242	55,000	6,924	61,924	0%	256	86,369
Grayling	174	55,000	4,978	59,978	0%	345	83,174
Gustavus	441	55,000	12,617	67,617	0%	153	95,718
Haines Borough	2,241	220,000	64,117	284,117	1%	127	355,279
Holy Cross	204	55,000	5,837	60,837	0%	298	84,584
Homer	5,454	55,000	156,044	211,044	1%	39	331,221
Hoonah	829	55,000	23,718	78,718	0%	95	113,945
Hooper Bay	1,157	55,000	33,103	88,103	0%	76	129,354
Houston	1,537	55,000	43,975	98,975	0%	64	147,206
Hughes	68	55,000	1,946	56,946	0%	837	78,195
Huslia	259	55,000	7,410	62,410	0%	241	87,167
Hydaburg	352	55,000	10,071	65,071	0%	185	91,536
Juneau	30,650	275,000	876,924	1,151,924	3%	38	1,689,891
Kachemak	458	55,000	13,104	68,104	0%	149	96,516

Community	2006 Population	Base Payment	Per Capita Distribution	Base Payment Plus Per Capita Payment	% of Total	Dollars per Capita	FY08 Rev Sharing
Kake	536	55,000	15,335	70,335	0%	131	100,180
Kaktovik	288	55,000	8,240	63,240	0%	220	88,530
Kaltag	199	55,000	5,694	60,694	0%	305	84,349
Kasaan	59	55,000	1,688	56,688	0%	961	77,772
Kenai	6,864	55,000	196,385	251,385	1%	37	397,460
Kenai Peninsula Borough	31,853	220,000	911,343	1,131,343	3%	36	1,749,553
Ketchikan	7,662	55,000	219,217	274,217	1%	36	434,949
Ketchikan Gateway Borough	5,090	220,000	145,629	365,629	1%	72	489,121
Kiana	401	55,000	11,473	66,473	0%	166	93,838
King Cove	807	55,000	23,089	78,089	0%	97	112,912
Kivalina	391	55,000	11,187	66,187	0%	169	93,369
Klawock	776	55,000	22,202	77,202	0%	99	111,455
Kobuk	135	55,000	3,862	58,862	0%	436	81,342
Kodiak	5,937	55,000	169,863	224,863	1%	38	353,911
Kodiak Island Borough	6,839	220,000	195,670	415,670	1%	61	571,286
Kotlik	611	55,000	17,481	72,481	0%	119	103,704
Kotzebue	3,104	55,000	88,808	143,808	0%	46	220,821
Koyuk	368	55,000	10,529	65,529	0%	178	92,288
Koyukuk	88	55,000	2,518	57,518	0%	654	79,134
Kupreanof	32	55,000	916	55,916	0%	1,747	76,503
Kwethluk	721	55,000	20,628	75,628	0%	105	108,871
Lake & Peninsula Borough	888	220,000	25,406	245,406	1%	276	291,717
Larsen Bay	90	55,000	2,575	57,575	0%	640	79,228
Lower Kalskag	269	55,000	7,696	62,696	0%	233	87,637
Manokotak	423	55,000	12,102	67,102	0%	159	94,872
Marshall	387	55,000	11,072	66,072	0%	171	93,181
Matanuska-Susitna Borough	63,288	220,000	1,810,726	2,030,726	6%	32	3,223,175
McGrath	321	55,000	9,184	64,184	0%	200	90,080
Mekoryuk	217	55,000	6,209	61,209	0%	282	85,194
Metlakatla	1,404	55,000	40,170	95,170	0%	68	140,958
Mountain Village	796	55,000	22,774	77,774	0%	98	112,395
Napakiak	370	55,000	10,586	65,586	0%	177	92,382
Napaskiak	464	55,000	13,275	68,275	0%	147	96,798
Nenana	553	55,000	15,822	70,822	0%	128	91,865
New Stuyahok	472	55,000	13,504	68,504	0%	145	97,174

Community	2006 Population	Base Payment	Per Capita Distribution	Base Payment Plus Per Capita Payment	% of Total	Dollars per Capita	FY08 Rev Sharing
Newhalen	167	55,000	4,778	59,778	0%	358	82,845
Nightmute	237	55,000	6,781	61,781	0%	261	86,134
Nikolai	98	55,000	2,804	57,804	0%	590	79,604
Nome	3,540	55,000	101,283	156,283	0%	44	241,304
Nondalton	196	55,000	5,608	60,608	0%	309	84,208
Noorvik	636	55,000	18,197	73,197	0%	115	104,878
North Pole	1,710	55,000	48,925	103,925	0%	61	155,333
North Slope Borough	247	220,000	7,067	227,067	1%	919	261,604
Northwest Arctic Borough	733	220,000	20,972	240,972	1%	329	284,435
Nuiqsut	417	55,000	11,931	66,931	0%	161	94,590
Nulato	290	55,000	8,297	63,297	0%	218	88,624
Nunam Iqua	201	55,000	5,751	60,751	0%	302	84,443
Nunapitchuk	547	55,000	15,650	70,650	0%	129	100,697
Old Harbor	192	55,000	5,493	60,493	0%	315	84,020
Ouzinkie	193	55,000	5,522	60,522	0%	314	84,067
Palmer	5,574	55,000	159,477	214,477	1%	38	336,858
Pelican	106	55,000	3,033	58,033	0%	547	79,980
Petersburg	3,129	55,000	89,523	144,523	0%	46	221,996
Pilot Point	66	55,000	1,888	56,888	0%	862	78,101
Pilot Station	574	55,000	16,423	71,423	0%	124	101,966
Platinum	38	55,000	1,087	56,087	0%	1,476	76,785
Point Hope	737	55,000	21,086	76,086	0%	103	109,623
Port Alexander	64	55,000	1,831	56,831	0%	888	78,007
Port Heiden	79	55,000	2,260	57,260	0%	725	78,711
Port Lions	211	55,000	6,037	61,037	0%	289	84,912
Quinhagak	148	55,000	18,540	73,540	0%	113	105,442
Ruby	133	55,000	5,236	60,236	0%	329	83,597
Russian Mission	329	55,000	9,413	64,413	0%	196	90,456
Saint George	120	55,000	3,433	58,433	0%	487	80,637
Saint Mary's	551	55,000	15,765	70,765	0%	128	100,885
Saint Michael	446	55,000	12,760	67,760	0%	152	95,952
Saint Paul	460	55,000	13,161	68,161	0%	148	96,610
Sand Point	890	55,000	25,464	80,464	0%	90	116,811
Savoonga	712	55,000	20,371	75,371	0%	106	108,449
Saxman	422	55,000	12,074	67,074	0%	150	94,825

Community	2006 Population	Base Payment	Per Capita Distribution	Base Payment Plus Per Capita Payment	% of Total	Dollars per Capita	FY08 Rev Sharing
Scammon Bay	520	55,000	14,878	69,878	0%	134	99,429
Selawik	841	55,000	24,062	79,062	0%	94	114,509
Seldovia	287	55,000	8,211	63,211	0%	220	88,483
Seward	2,627	55,000	75,161	130,161	0%	50	198,412
Shageluk	124	55,000	3,548	58,548	0%	472	80,825
Shaktoolik	214	55,000	6,123	61,123	0%	286	85,053
Shishmaref	615	55,000	17,596	72,596	0%	118	103,892
Shungnak	260	55,000	7,439	62,439	0%	240	87,214
Sitka	8,833	275,000	252,720	527,720	2%	60	664,961
Skagway	854	220,000	24,434	244,434	1%	286	115,120
Soldotna	3,807	55,000	108,922	163,922	0%	43	253,847
Stebbins	612	55,000	17,510	72,510	0%	118	103,751
Tanana	261	55,000	7,467	62,467	0%	239	87,261
Teller	258	55,000	7,382	62,382	0%	242	87,120
Tenakee Springs	109	55,000	3,119	58,119	0%	533	80,121
Thorne Bay	482	55,000	13,790	68,790	0%	143	97,644
Togiak	783	55,000	22,402	77,402	0%	99	111,784
Toksook Bay	598	55,000	17,109	72,109	0%	121	103,093
Unalakleet	727	55,000	20,800	75,800	0%	104	109,153
Unalaska	3,940	55,000	112,727	167,727	1%	43	260,095
Upper Kalskag	271	55,000	7,754	62,754	0%	232	87,731
Valdez	4,353	55,000	124,543	179,543	1%	41	279,497
Wainwright	517	55,000	14,792	69,792	0%	135	99,288
Wales	139	55,000	3,977	58,977	0%	424	81,530
Wasilla	6,775	55,000	193,839	248,839	1%	37	393,279
White Mountain	224	55,000	6,409	61,409	0%	274	85,523
Whittier	189	55,000	5,407	60,407	0%	320	83,879
Wrangell	1,911	55,000	54,675	109,675	0%	57	164,776
Yakutat	634	220,000	18,139	238,139	1%	376	279,784
Municipal Totals	662,018	\$11,935,000	\$18,940,926	\$ 30,875,926		\$46.64	45,694,998

FISCAL NOTE

STATE OF ALASKA
2007 LEGISLATIVE SESSION

Fiscal Note Number: SB072CSFIN-DNR-CO-05-08-07
 Bill Version: CS SB72 FIN
 () Publish Date: _____

Revision Date/Time (Note if correction): _____ Dept. Affected: Natural Resources
 Title: Community Revenue Sharing RDU: Resource Development
 Component: Commissioner's Office
 Sponsor: Senate Community & Regional Affairs Committee
 Requester: S FIN Component No.: 423

Expenditures/Revenues (Thousands of Dollars)

Note: Amounts do not include inflation unless otherwise noted below.

OPERATING EXPENDITURES	FY 2008	FY 2009	FY 2010	FY 2011	FY 2012	FY 2013
Personal Services						
Travel						
Contractual						
Supplies						
Equipment						
Land & Structures						
Grants & Claims						
Miscellaneous						
TOTAL OPERATING	0.0	0.0	0.0	0.0	0.0	0.0

CAPITAL EXPENDITURES						
-----------------------------	--	--	--	--	--	--

CHANGE IN REVENUES (multiple)	0.0	0.0	0.0	0.0	0.0	0.0
--------------------------------------	------------	------------	------------	------------	------------	------------

FUND SOURCE (Thousands of Dollars)

1002 Federal Receipts						
1003 GF Match						
1004 GF						
1005 GF/Program Receipts						
1037 GF/Mental Health						
TOTAL	0.0	0.0	0.0	0.0	0.0	0.0

Estimate of any current year (FY2007) cost: 0.0
 Check this box (X) if funding for this bill is included in the Governor's FY 2008 budget proposal:

POSITIONS

Full-time						
Part-time						
Temporary						

ANALYSIS: (Attach a separate page if necessary)

Sec. 29.60.850 of the bill directs the Department of Revenue to deposit the lesser of \$50.0 million or 3% of money received by the state during the preceding fiscal year from mineral lease rentals, royalties, royalty sale proceeds, federal mineral revenue sharing payments and bonuses into a Community Revenue Sharing Fund. Using the 2007 Spring Revenue Source book for pertinent royalty estimates, the lesser of the two alternatives indicates the \$50.0 million annual appropriation. Please see page two for estimates of royalties both unrestricted and restricted that would be redirected to the community revenue sharing fund under this legislation if the \$50.0 million lesser amount were not identified in new AS 29.60.50(a)(1).

Prepared by: Nico Bus, Administrative Services Director
 Division: Support Services
 Approved by: Tom Irwin, Commissioner
 Agency: Natural Resources

Phone: 465-2406
 Date/Time: 5/8/2007
 Date: 5/8/2007

FISCAL NOTE

STATE OF ALASKA
2007 LEGISLATIVE SESSION

BILL NO. CS SB72 FIN

ANALYSIS CONTINUATION

Fiscal Year	Unrestricted Oil & Gas Royalties *	Restricted Oil & Gas Royalties **	Other Mineral Lease Rentals & Royalties ***	TOTAL Estimated Revenue	**** 3%
FY07	1,542,000.0	539,100.0	5,181.6	2,086,281.6	62,588.4
FY08	1,390,300.0	481,700.0	5,181.6	1,877,181.6	56,315.4
FY09	1,356,600.0	469,500.0	5,181.6	1,831,281.6	54,938.4
FY10	1,382,300.0	478,100.0	5,181.6	1,865,581.6	55,967.4
FY11	1,396,500.0	482,900.0	5,181.6	1,884,581.6	56,537.4
FY12	1,374,000.0	475,300.0	5,181.6	1,854,481.6	55,634.4
FY13	1,331,000.0	461,200.0	5,181.6	1,797,381.6	53,921.4

Assumptions/Notes:

Dollars in thousands for fiscal note formatting.

* Forecast from Dept. of Revenue Spring 2007 Revenue Sources book, figure A-4B

** FY08 forecast from Dept. of Revenue Spring 2007 Revenue Sources Book, figure A-7B.

*** Other Mineral Lease Rentals & Royalties includes: Mining rentals and leases; Coal rentals, leases and royalties. These numbers are available as FY06 Actuals; for purposes of this fiscal note we have assumed the same level.

**** Fiscal note shows estimate of money available in each fiscal year based on money received by the state in the immediately preceding fiscal year.

FISCAL NOTE

STATE OF ALASKA
2007 LEGISLATIVE SESSION

Fiscal Note Number: 5
Bill Version: HCS CSSB 72(CRA)
(H) Publish Date: 5/11/07

Revision Date/Time (Note if correction): _____ Dept. Affected: Commerce
Title Community Revenue Sharing RDU Revenue Sharing (217)
Component New
Sponsor Community & Regional Affairs
Requester House Community & Regional Affairs Component No. _____

Expenditures/Revenues (Thousands of Dollars)

Note: Amounts do not include inflation unless otherwise noted below.

OPERATING EXPENDITURES	FY 2008	FY 2009	FY 2010	FY 2011	FY 2012	FY 2013
Personal Services						
Travel						
Contractual	30.0	0.0	0.0	0.0	0.0	0.0
Supplies						
Equipment						
Land & Structures						
Grants & Claims	49,100.0	50,000.0	50,000.0	50,000.0	50,000.0	50,000.0
Miscellaneous						
TOTAL OPERATING	49,130.0	50,000.0	50,000.0	50,000.0	50,000.0	50,000.0

CAPITAL EXPENDITURES						
-----------------------------	--	--	--	--	--	--

CHANGE IN REVENUES ()						
-------------------------------	--	--	--	--	--	--

FUND SOURCE (Thousands of Dollars)

1002 Federal Receipts						
1003 GF Match						
1004 GF	49,130.0	0.0	0.0	0.0	0.0	0.0
1005 GF/Program Receipts						
1037 GF/Mental Health						
New Community Revenue Sharing Fund	0.0	50,000.0	50,000.0	50,000.0	50,000.0	50,000.0
TOTAL	49,130.0	50,000.0	50,000.0	50,000.0	50,000.0	50,000.0

Estimate of any current year (FY2007) cost: 0.0

Check this box (X) if funding for this bill is included in the Governor's FY 2008 budget proposal:

POSITIONS

Full-time						
Part-time						
Temporary						

ANALYSIS: (Attach a separate page if necessary)

This legislation establishes a community revenue sharing fund with the lesser of \$50 million or three percent of all mineral lease rentals, royalties, royalty sale proceeds, federal mineral revenue sharing payments and bonuses received by the state during preceding fiscal year. Subject to an annual appropriation by the legislature from the fund, the department would provide community revenue sharing payments to municipalities, unincorporated communities and reserves. Seven percent of the amount appropriated would be available for unincorporated communities and the remaining 93% for municipalities and reserves. (continued)

Prepared by: Michael Black, Director
Division: Community Advocacy
Approved by: Emil Notti, Commissioner
Agency: Commerce, Community, and Economic Development

Phone: 907.269.4758
Date/Time: 5/10/07 6:38 PM
Date: 5/10/2007

FISCAL NOTE #5

STATE OF ALASKA
2007 LEGISLATIVE SESSION

BILL NO. HCS CSSB 72(CRA)

ANALYSIS CONTINUATION

The basic payment amount for unincorporated communities would be \$25,000, with the balance added on a per capita basis up to a maximum per capita payment of \$50,000 per community. The basic payment amount for each borough and unified municipality would be \$250,000 and \$75,000 for each city and reserve, with the balance allocated on a per capita basis.

Based on a percentage list provided in the legislation, certain municipalities would then be subject to a reduction of their per capita payment by the stated percentage amount. The total amount of the reductions would then be redistributed on a per capita basis among the remaining municipalities and reserves.

This legislation would require the population of each city, unincorporated community and reserve located within a borough be subtracted from the borough population. The division estimates there to be about 95 unincorporated communities within 12 organized boroughs. Contractual funds of \$30.0 would be needed for the division to contract to revise and refine current population estimates for unincorporated communities and boroughs, and to establish an appeals process to mitigate any potential lawsuits over the reliability of the population estimates used to allocate funds.

FISCAL NOTE

STATE OF ALASKA
2007 LEGISLATIVE SESSION

Fiscal Note Number: 4
Bill Version: HCS CSSB 72(CRA)
(H) Publish Date: 5/11/07

Revision Date/Time (Note if correction): _____ Dept. Affected: Administration
Title: An act relating to the community revenue sharing RDU: Centralized Admin Services
program; and providing for an effective date. Component: Finance
Sponsor: Senate Community & Regional Affairs Committee
Requester: _____ Component No.: 59

Expenditures/Revenues (Thousands of Dollars)

Note: Amounts do not include inflation unless otherwise noted below.

OPERATING EXPENDITURES	FY 2008	FY 2009	FY 2010	FY 2011	FY 2012	FY 2013
Personal Services	0.0	0.0	0.0	0.0	0.0	0.0
Travel	0.0	0.0	0.0	0.0	0.0	0.0
Contractual	0.0	0.0	0.0	0.0	0.0	0.0
Supplies	0.0	0.0	0.0	0.0	0.0	0.0
Equipment	0.0	0.0	0.0	0.0	0.0	0.0
Land & Structures	0.0	0.0	0.0	0.0	0.0	0.0
Grants & Claims	0.0	0.0	0.0	0.0	0.0	0.0
Miscellaneous	0.0	0.0	0.0	0.0	0.0	0.0
TOTAL OPERATING	0.0	0.0	0.0	0.0	0.0	0.0

CAPITAL EXPENDITURES	0.0	0.0	0.0	0.0	0.0	0.0
-----------------------------	-----	-----	-----	-----	-----	-----

CHANGE IN REVENUES ()	0.0	0.0	0.0	0.0	0.0	0.0
-------------------------------	-----	-----	-----	-----	-----	-----

FUND SOURCE (Thousands of Dollars)

1002 Federal Receipts	0.0	0.0	0.0	0.0	0.0	0.0
1003 GF Match	0.0	0.0	0.0	0.0	0.0	0.0
1004 GF	0.0	0.0	0.0	0.0	0.0	0.0
1005 GF/Program Receipts	0.0	0.0	0.0	0.0	0.0	0.0
1037 GF/Mental Health	0.0	0.0	0.0	0.0	0.0	0.0
Other (Specify Type--Do not abbreviate)	0.0	0.0	0.0	0.0	0.0	0.0
TOTAL	0.0	0.0	0.0	0.0	0.0	0.0

Estimate of any current year (FY2007) cost: 0.0

Mark this box (X) if funding for this bill is included in the Governor's FY 2008 budget proposal:

POSITIONS

Full-time						
Part-time						
Temporary						

ANALYSIS: (Attach a separate page if necessary)

Establishing funds and making transfers as required by this legislation is in the normal course of business for the Division of Finance.

Prepared by: Kim Garnero, Director
Division: Division of Finance
Approved by: Kevin Brooks, Deputy Commissioner
Agency: Department of Administration

Phone: 465-3435
Date/Time: 5/11/07 7:30 AM
Date: 5/11/07

Conference Committee Motion Sheet
 FY2008 Operating and Mental Health Budget

Department of Administration 0

Number	Appropriation	Allocation	Description	CCBaseH	House Change	Fund Code	Fund Source	Senate Change	Fund Code	Fund Source	Notes	Version Adopted
TOTAL				78,158.8	3,750.0			300.0				
1	Enterprise Technology Services	Enterprise Technology Services	AMD: ALMR/SATS Operations and Maintenance	44,440.5	2,250.0	1004	Gen Fund 250.00					H or S
2	Legal and Advocacy Services	Office of Public Advocacy	AMD: Caseload Increase	18,905.4	500.0 200.0	1004 1108	Gen Fund Stat Desig					H or S H or S
3	Legal and Advocacy Services	Public Defender Agency	AMD: Caseload Increase	16,812.9	800.0	1004	Gen Fund	300.0	1004	Gen Fund		H or S

Conference Committee Motion Sheet
 FY2008 Operating and Mental Health Budget

Department of Commerce, Community and Economic Development 0

Number	Appropriation	Allocation	Description	CCBaseH	House Change	Fund Code	Fund Source	Senate Change	Fund Code	Fund Source	Notes	Version Adopted
TOTAL				98,778.4	3,039.2			7,970.0				
1	Executive Administration	Commissioner's Office	Transfer Outreach Administrator (PCN 01-302X-Range 20) from Office of Economic Development	913.0				112.6	1007	I/A Rcpts	Senate transfers funding & 1 position. House and Senate positions on #1 and #6 should be identical.	H or S
2	Community Assistance & Economic Development	Community Advocacy	Replace GF portion of travel cut	9,488.7				80.9	1004	Gen Fund		H or S
3	Community Assistance & Economic Development	Community Advocacy	Grant for Bering Sea Fisheries Association					500.0	1004	Gen Fund		H or S <i>open</i>
4	Community Assistance & Economic Development	Community Advocacy	Alaska Legal Services grant		X			300.0	1004	Gen Fund		H or S
5	Community Assistance & Economic Development	Office of Economic Development	Replace 10% commissions from DOT/PF for ferry reservations bookings with general funds	2,826.4				60.0	1004	Gen Fund		H or S
6	Community Assistance & Economic Development	Office of Economic Development	Transfer Outreach Administrator (PCN 01-302X-Range 20) to Commissioner's Office					(112.6)	1007	I/A Rcpts	Senate transfers funding & 1 position. House and Senate positions on #1 and #6 should be identical.	H or S
7	Community Assistance & Economic Development	Office of Economic Development	Delete Development Specialist II (PCN 08-2214-Range 20)					X			Senate deletes position	H or S
8	Community Assistance & Economic Development	Office of Economic Development	Delete Development Specialist II (PCN 21-2044-Range 20)		X						Senate deletes position	H or S
9	Qualified Trade Association Contract	Qualified Trade Association Contract	Increase funding level for "Destination Marketing"	5,005.1	1,000.0	1200	VehRntITax	3,000.0	1004	Gen Fund	House position overspends Vehicle Rental Taxes by \$992.5. Senate position is one-time funding. If there is no statutory change (HB147 or SB144), funding has a 50% match requirement.	H or S <i>open</i>

Conference Committee Motion Sheet
 FY2008 Operating and Mental Health Budget

Number	Appropriation	Allocation	Description	CCBA	House Change	Fund Code	Fund Source	Senato Change	Fund Code	Fund Source	Notes	Version Adopted
10	QTA Independent Traveler Grants	QTA Independent Traveler Grants	Increase funding for independent traveler grants	750.0				173.2 105.9 500.0	1175 1200 1004	BLic&Corp VehRnITax Gen Fund	There is no match requirement for those funds. Senato GF is one-time funding.	H or S H or S H or S
11	Alaska Aerospace Development Corporation		Intent Language					X				H or S
	House None											
	Senato											
	It is the intent of the legislature that the Alaska Aerospace Development Corporation fully pays its portion of the DOA and DCCED cost allocation plans, and provides to the legislature and DCCED a summary that identifies the purpose, type of traveler, destination, date, and cost of travel conducted during FY 07 and FY 08.											
12	Alaska Aerospace Development Corporation	Alaska Aerospace Development Corporation	Increase authorization to fully pay "core services" to DOA, Labor, and DCCED's Admin Services	3,556.4	169.6	1101	AADC Fund				To ensure that the fund change reflects the funding in the budget, House and Senato positions on #12 and #13 should be identical.	H or S
13	Alaska Aerospace Development Corporation	Alaska Aerospace Development Corporation	Fund change to reflect federal contracts		2,628.7	1002	Fed Rcpts	2,459.1	1002	Fed Rcpts	To ensure that the fund change reflects the funding in the budget, House and Senato positions on #12 and #13 should be identical.	H or S
					(2,628.7)	1101	AADC Fund	(2,459.1)	1101	AADC Fund		H or S
14	Alaska Aerospace Development Corporation	Alaska Aerospace Development Corporation	Reduce travel line	21,277.2	(976.1)	1002	Fed Rcpts	X				H or S
		Facilities Maintenance			(19.9)	1101	AADC Fund					H or S
15	Fund Capitalization	Power Cost Equalization and Rural Electric Capitalization Fund		25,273.0	(12,999.4)	1004	Gen Fund					H or S
	House section 25(c)				12,999.4	1169	PCE Endow				House/Senato choices on items #15 and #16 should be consistent.	H or S
	The sum of \$25,273,000 is appropriated from the power cost equalization endowment fund (AS 42.45.070) to the power cost equalization and rural electric capitalization fund (AS 42.45.100).											
	Senato section 23(c)										The Senato position is consistent with statute (i.e., pulls only 7% from the PCE Endowment).	
	The sum of \$25,273,000 is appropriated to the power cost equalization and rural electric capitalization fund (AS 42.45.100) from the following sources: Power cost equalization endowment fund (AS 42.45.070) \$12,273,600 General fund 12,999,400											

Conference Committee Motion Sheet
 FY2008 Operating and Mental Health Budget

Number	Appropriation	Allocation	Description	CCBaseH	House Change	Fund Code	Fund Source	Senate Change	Fund Code	Fund Source	Notes	Version Adopted
16	Alaska Energy Authority	Alaska Energy Authority Power Cost Equalization	Intent Language									H or S
	<p>House It is the intent of the legislature that the Power Cost Equalization Program receive state funding only from the Power Cost Equalization Endowment.</p> <p>Senate None</p>											
17	Alaska Seafood Marketing Institute	Alaska Seafood Marketing Institute	AMD: Funding Adjustment to Maintain the Domestic Marketing Program	18,591.7	3,000.0	1156	Rcpt Svcs	3,500.0	1156	Rcpt Svcs	\$1,250.0 of House position is one-time funding	H or S
18	Alaska Seafood Marketing Institute	Alaska Seafood Marketing Institute	Remove General Funds					(500.0)	1004	Gen Fund		H or S
19	Banking and Securities	Banking and Securities	Funding to provide financial education through Banking's staff or partners	2,407.4				250.0	1002	Fed Rcpts		H or S
20	Banking and Securities	Banking and Securities	Transfer PCN 08-2210 from the Community Development Quota Program to Banking and Securities								Senate transfers 1 filled position. House and Senate Positions should be identical on #20 and #21	H or S
21	Community Development Quota Program	Community Development Quota Program	Transfer PCN 08-2210 from the Community Development Quota Program to Banking and Securities	230.3							Senate transfers 1 filled position. House and Senate Positions should be identical on #20 and #21	H or S
22	Corporations, Business and Professional Licensing	Corporations, Business and Professional Licensing	Reduce travel	10,489.2	(134.4)	1156	Rcpt Svcs					H or S

open

open

Conference Committee Motion Sheet
 FY2008 Operating and Mental Health Budget

Number	Appropriation	Allocation	Description	CCBaseH	House Change	Fund Code	Fund Source	Senate Change	Fund Code	Fund Source	Notes	Version Adopted
TOTAL				122,965.3	(852.0)			125.0				
1	Department Wide	Department Wide	Structure Change - The House restructured the department as shown in the attached spreadsheet.								House transactions #6, #7 and #8 should be accepted if the House Structure is adopted in Item #1.	H or S
2	Administration and Operations	Office of the Commissioner	Eliminate Position Added in FY08 Mgt Plan	1,283.1	(92.8)	1004	Gen Fund				House deletes a Special Assistant I	H or S
3	Administration and Operations	Information Technology MIS	Change PFD Criminal Funds to GF to Combine all PFD Criminal Funds in the Inmate Health Care Allocation	1,028.2	538.5	1004	Gen Fund				House moves PFD Criminal funds to the Inmate Health Care appropriation. To ensure that funding is available, transactions #3, #9, #10, and #18 should be taken as a net zero set.	H or S
4	Administration and Operations House None Senate		Intent Language It is the intent of the legislature that the Department of Corrections work collaboratively with the Alaska Mental Health Trust Authority and the Department of Health and Social Services in the development and sustainable implementation of new and existing treatment services and programs to serve Trust beneficiaries and other inmates, as well as programs that connect inmates to treatment services and programs outside Corrections, including the therapeutic courts, Assess, Plan Identify, Coordinate Discharge program; Residential Substance Abuse Treatment programs, and planning for mental health and treatment services within new correctional facilities, among others. The goals of this work include reducing recidivism, improving public safety, increasing the safety of correctional officers, reintegrating offenders into society, and reducing costs to the state.									H or S
5	Administration and Operations	Information Technology MIS	Reduce Funding for Position Added in FY07 Mgt Plan		(60.0)	1004	Gen Fund				House deletes a Micro Network Technician	H or S
6	Administration and Operations	Mega Prison Project or Facility Capital Improvement Unit	Establish 2 PFT Positions for Start Up of the Mat Su Prison								House transactions #6, #7 and #8 should be accepted if the House Structure is adopted in Item #1. Both House and Senate add \$235.4 and 2 positions for Mat-Su start-up, the only issue is structure.	H or S