

AK LEGISLATURE FINANCE COMMITTEES FILES 2007-2008 3250

132

|  |  | Governor's Budget  |                   |                   |                    | CSSB 2006, HB 403, HB 404                           |                   |                    |                    | Diff               |
|---|--|--|-------------------|-------------------|--------------------|---|-------------------|--------------------|--------------------|--------------------|
|   |  | FY2003 Capital Budget Request<br>as of December 15, 2001 |                   |                   |                    | FY2003 Capital Budget Request<br>as of May 26, 2002 |                   |                    |                    |                    |
| Programs/Projects   |  | Federal  | Other             | Corp              | Total              | Federal   | Other             | Corp               | Total              | Diff               |
| 1   | PHD Construction Projects ***New***                  |  | \$55,249.8        |                   | \$55,249.8         |   | \$55,249.8        | \$0.0              | \$55,249.8         | \$0.0              |
| a   | Senior & Statewide Renovation & Replacement          |  | \$6,500.0         |                   |                    |   |                   |                    |                    |                    |
| b   | Clugach Manor Renovation - Anchorage                 |  | \$5,415.0         |                   |                    |   |                   |                    |                    |                    |
| c   | Glacier View Renovation - Seward                     |  | \$1,860.0         |                   |                    |   |                   |                    |                    |                    |
| d   | Sea View Terrace Renovation - Kodiak                 |  | \$1,500.0         |                   |                    |   |                   |                    |                    |                    |
| e   | Pacific Terrace Replacement - Kodiak                 |  | \$11,426.0        |                   |                    |   |                   |                    |                    |                    |
| f   | HUD's Capital Fund Program Projects                  |  | \$14,251.8        |                   |                    |   |                   |                    |                    |                    |
| g   | Ploverpark Park Renovation - Anchorage               |  | \$1,784.0         |                   |                    |   |                   |                    |                    |                    |
| h   | Sunset View Renovation - Cordova                     |  | \$1,957.0         |                   |                    |   |                   |                    |                    |                    |
| i   | Alpine Terrace Renovation - Anchorage                |  | \$6,450.0         |                   |                    |   |                   |                    |                    |                    |
| j   | Anchorage Family Investment Center Renovation        |  | \$2,100.0         |                   |                    |   |                   |                    |                    |                    |
| 2   | Supplemental Housing Development Program             |  |                   | \$4,500.0         | \$4,500.0          | \$0.0   |                   | \$4,500.0          | \$4,500.0          | (\$100.0)          |
| 3   | Low Income Weatherization Program                    | \$1,800.0  |                   | \$2,000.0         | \$3,800.0          | \$1,500.0   |                   | \$3,000.0          | \$4,900.0          | (\$1,000.0)        |
| 4   | Senior Citizens Housing Development Program          |  |                   | \$1,975.2         | \$1,975.2          | \$0.0   | \$400.0           | \$1,575.2          | \$1,975.2          | \$0.0              |
| 5   | Sr. & Statewide Deferred Maint. & Renovation         |  | \$500.0           |                   | \$500.0            | \$500.0   |                   | \$0.0              | \$500.0            | \$0.0              |
| 6   | HUD Federal HOME Grant Program                       | \$3,159.0  |                   | \$750.0           | \$3,909.0          | \$3,159.0   |                   | \$750.0            | \$3,909.0          | \$0.0              |
| 7   | Pacific Terrace Replacement Ph I - Kodiak ***New***  | \$500.0  |                   | \$0.0             | \$500.0            | \$500.0   |                   | \$0.0              | \$500.0            | \$0.0              |
| 8   | HUD Capital Fund Program (CFP) formerly (CGP)        | \$500.0  |                   |                   | \$500.0            | \$500.0   |                   | \$0.0              | \$500.0            | \$0.0              |
| 9   | Federal & Other Competitive Grants                   | \$3,000.0  |                   | \$1,250.0         | \$4,250.0          | \$3,000.0   |                   | \$1,250.0          | \$4,250.0          | \$0.0              |
| 10  | Competitive Grants for Public Housing                | \$750.0  |                   | \$250.0           | \$1,000.0          | \$750.0   |                   | \$250.0            | \$1,000.0          | \$0.0              |
| 11  | Energy Efficiency Monitoring Research                |  |                   | \$300.0           | \$300.0            | \$0.0   |                   | \$300.0            | \$300.0            | \$0.0              |
| 12  | State Energy Program (SEP) Special Projects          | \$150.0  |                   | \$30.0            | \$180.0            | \$150.0   |                   | \$30.0             | \$180.0            | \$0.0              |
| 13  | Central Terrace Renovation IV ***Re-New***           | \$750.0  |                   |                   | \$750.0            | \$750.0   |                   |                    | \$750.0            | \$0.0              |
| A   | Housing Loan Programs ***New***                      |  |                   | \$4,000.0         | \$4,000.0          | \$0.0   |                   | \$0.0              | \$0.0              | (\$4,000.0)        |
| 1   | Homeless Assistance Program                          |  | \$500.0           | \$500.0           | \$1,000.0          |   | \$500.0           | \$250.0            | \$750.0            | (\$250.0)          |
| 2   | Beneficiary & Special Needs Housing                  |  |                   | \$800.0           | \$800.0            |   |                   | \$1,500.0          | \$1,500.0          | \$700.0            |
| <b>Total AHFC's Capital Project Budget:</b>                                       |  | <b>\$11,109.0</b>  | <b>\$55,749.8</b> | <b>\$18,355.2</b> | <b>\$85,214.0</b>  | <b>\$11,109.0</b>                                   | <b>\$56,349.8</b> | <b>\$13,005.2</b>  | <b>\$80,464.0</b>  | <b>(\$4,750.0)</b> |
| <b>AHFC Funding for Other State Projects</b>                                      |  |  |                   |                   |                    |   |                   |                    |                    |                    |
| 3   | DBSS - Residential Housing Programs                  |  | \$150.0           | \$100.0           | \$250.0            | \$150.0   |                   | \$0.0              | \$150.0            | (\$100.0)          |
| 4   | DBSS - Brother Francis Shelter Replacement ***New*** |  |                   | \$500.0           | \$500.0            |   |                   | \$500.0            | \$500.0            | \$0.0              |
|   | DEC - Water & Sewer Facilities                       |  |                   | \$1,401.8         | \$1,401.8          | \$4,600.0   | \$18,318.8        | \$22,718.8         | \$11,317.0         |                    |
|   | DOT  |  |                   |                   |                    |   |                   | \$1,276.0          | \$1,276.0          | \$1,276.0          |
|   | DEED   |  |                   |                   |                    |   |                   | \$200.0            | \$200.0            | \$200.0            |
| <b>Total AHFC Capital Project Funding:</b>  |  | <b>\$11,109.0</b>  | <b>\$55,899.8</b> | <b>\$19,357.0</b> | <b>\$107,365.8</b> | <b>\$11,109.0</b>                                   | <b>\$62,899.8</b> | <b>\$13,706.0</b>  | <b>\$105,708.8</b> | <b>(\$1,657.0)</b> |
| <b>Transfer Type Funding</b>  |  |  |                   |                   |                    |   |                   |                    |                    |                    |
|   | AAA Student Gap Debt Service (FY 2000 - FY 2004)     |  |                   | \$1,000.0         | \$1,000.0          |   |                   | \$1,000.0          | \$1,000.0          | \$0.0              |
|   | State Capital Project Bonds (FY 1999 - FY 2000)      |  |                   | \$18,000.0        | \$18,000.0         |   |                   | \$18,000.0         | \$18,000.0         | \$0.0              |
|   | FHJ Capital Project Bonds (FY 2003 - FY 2009)        | \$1,000.0  |                   | \$4,911.0         | \$5,911.0          |   |                   | \$0.0              | \$0.0              | (\$5,911.0)        |
|   | Alaska Debt Retirement Fund                          |  |                   |                   |                    |   |                   | \$17,700.0         | \$17,700.0         | \$17,700.0         |
| <b>Total Other (Transfer Type) Funding:</b>                                       |  | <b>\$1,000.0</b>   | <b>\$0.0</b>      | <b>\$15,911.0</b> | <b>\$18,911.0</b>  | <b>\$0.0</b>  | <b>\$0.0</b>      | <b>\$36,700.0</b>  | <b>\$36,700.0</b>  | <b>\$17,737.0</b>  |
| <b>Total AHFC Funding</b>   |  | <b>\$11,109.0</b>  | <b>\$55,899.8</b> | <b>\$35,268.0</b> | <b>\$102,276.8</b> | <b>\$11,109.0</b>                                   | <b>\$62,899.8</b> | <b>\$13,006.0</b>  | <b>\$117,008.8</b> | <b>\$14,732.0</b>  |
| <b>Total AHFC Funding Cap (FY 2001 Net Income)</b>                                |  |  |                   | <b>\$56,500.0</b> |                    |   |                   | <b>\$103,000.0</b> |                    |                    |
| <b>Over (Under)</b>   |  |  |                   | <b>\$0.0</b>      |                    |   |                   | <b>\$0.0</b>       |                    |                    |

\*\*\*New\*\*\* means new project program in the year's Capital Budget

This page intentionally left blank.




This page intentionally left blank.



| Alaska Housing<br>FINANCE CORPORATION        |  | FY 2001 Draft Capital Budget Proposal<br>@ December 15, 1999 |                |                    |                    | SB192, HB312, HB313 & HB281<br>FY2001 Capital Budget<br>@ May 4, 2000 |                  |                    |                    |                    |
|--|--|--|----------------|--------------------|--------------------|---|------------------|--------------------|--------------------|--------------------|
|  |  | Federal  | Other          | Corp               | Total              | Federal   | Other            | Corp               | Total              | Diff               |
|  |  | <b>Programs Projects</b>                                     |                |                    |                    |   |                  |                    |                    |                    |
| 1  | Supplemental Housing Development Program         |  |                | \$6,000.0          | \$6,000.0          |   |                  | \$3,900.0          | \$3,900.0          | (\$2,100.0)        |
| 2  | Low Income Weatherization Program                | \$1,400.0  |                | \$4,000.0          | \$5,400.0          | \$1,400.0   |                  | \$2,000.0          | \$3,400.0          | (\$2,000.0)        |
| 3  | Senior Citizens Housing Development Program      |  |                | \$2,253.5          | \$2,253.5          |   |                  | \$2,253.5          | \$2,253.5          | \$0.0              |
| 4  | Sr. & Statewide Deferred Maint. & Renovation     | \$500.0  |                | \$2,000.0          | \$2,500.0          | \$500.0   | \$800.0          | \$1,022.2          | \$2,322.2          | (\$1,177.8)        |
| 5  | Eyak Manor Renovation - Cordova                  |  |                | \$1,600.0          | \$1,600.0          |   | \$1,600.0        | \$0.0              | \$1,600.0          | \$0.0              |
| 6  | Central Terrace/Falmont - Ph. III                |  |                | \$2,072.0          | \$2,072.0          |   |                  | \$715.0            | \$715.0            | (\$1,357.0)        |
| 7  | Chugach View Renovation Ph. I - Anch (Senior)    | \$2,000.0  |                | \$2,000.0          | \$4,000.0          | \$2,000.0   | \$2,000.0        | \$0.0              | \$4,000.0          | \$0.0              |
| 8  | Sea View Terrace Renovation - Ketchikan (Senior) |  |                | \$600.0            | \$600.0            |   |                  | \$0.0              | \$0.0              | (\$600.0)          |
| 9  | HUD Capital Fund Program (CFP) formerly (CGP)    | \$3,500.0  |                |                    | \$3,500.0          | \$3,500.0   |                  |                    | \$3,500.0          | \$0.0              |
| 10   | HUD Federal HOME Grant Program                   | \$3,053.0  |                | \$750.0            | \$3,803.0          | \$3,053.0   |                  | \$750.0            | \$3,803.0          | \$0.0              |
| 11   | Federal & Other Competitive Grants               | \$1,500.0  |                | \$1,250.0          | \$2,750.0          | \$1,500.0   |                  | \$1,000.0          | \$2,500.0          | (\$250.0)          |
| 12   | Competitive Grants for Public Housing            | \$750.0  |                | \$250.0            | \$1,000.0          | \$750.0   |                  | \$250.0            | \$1,000.0          | \$0.0              |
| 13   | Energy Efficiency Monitoring Research            | \$500.0  |                | \$450.0            | \$950.0            | \$500.0   |                  | \$450.0            | \$950.0            | \$0.0              |
| 14   | Builder & Renter Education Program               |  |                | \$200.0            | \$200.0            |   |                  | \$0.0              | \$0.0              | (\$200.0)          |
| 15   | State Energy Program (SEP) Special Projects      | \$150.0  |                | \$30.0             | \$180.0            | \$150.0   |                  | \$30.0             | \$180.0            | \$0.0              |
| 16   | Homeless Assistance Program                      |  | \$200.0        | \$250.0            | \$450.0            |   | \$200.0          | \$250.0            | \$450.0            | \$0.0              |
| 17   | Beneficiary & Special Needs Housing              |  |                | \$1,500.0          | \$1,500.0          |   |                  | \$1,500.0          | \$1,500.0          | \$0.0              |
| <b>Total AHFC's Capital Project Budget:</b>  |  | <b>\$13,353.0</b>  | <b>\$200.0</b> | <b>\$27,205.5</b>  | <b>\$38,758.5</b>  | <b>\$13,353.0</b>   | <b>\$4,600.0</b> | <b>\$14,120.0</b>  | <b>\$32,073.0</b>  | <b>(\$6,685.5)</b> |
| <b>AHFC Funding for Other State Projects</b> |  |  |                |                    |                    |   |                  |                    |                    |                    |
| 18   | Housing Modification Program - Special Needs     |  | \$150.0        | \$100.0            | \$250.0            |   | \$150.0          | \$100.0            | \$250.0            | \$0.0              |
| 19   | Fbks Reopen Fairbanks Residential Facility       |  |                | \$395.0            | \$395.0            |   |                  | \$395.0            | \$395.0            | \$0.0              |
| 20   | API Stop Gap Repairs                             |  |                | \$154.5            | \$154.5            |   |                  | \$154.5            | \$154.5            | \$0.0              |
| 21   | Water Sewer Waste (DEE)                          |  |                | \$24,106.9         | \$24,106.9         |   |                  | \$27,400.3         | \$27,400.3         | \$3,293.4          |
| 22   | Pioneer Homes (DOA)                              |  |                | \$1,838.1          | \$1,838.1          |   |                  | \$600.0            | \$600.0            | (\$1,238.1)        |
| 23   | Dept. of Corrections                             |  |                |                    |                    |   |                  | \$1,160.0          | \$1,160.0          | \$1,160.0          |
| 24   | Dept. of Education                               |  |                |                    |                    |   |                  | \$237.6            | \$237.6            | \$237.6            |
| 25   | Dept. of Health & Social Services                |  |                |                    |                    |   |                  | \$6,134.4          | \$6,134.4          | \$6,134.4          |
| 26   | University of Alaska                             |  |                |                    |                    |   |                  | \$1,697.6          | \$1,697.6          | \$1,697.6          |
| <b>Total AHFC Capital Project Funding:</b>   |  | <b>\$13,353.0</b>  | <b>\$350.0</b> | <b>\$32,000.0</b>  | <b>\$45,703.0</b>  | <b>\$13,353.0</b>   | <b>\$4,750.0</b> | <b>\$32,000.0</b>  | <b>\$37,103.0</b>  | <b>\$4,600.0</b>   |
| <b>Transfer Type Funding</b>                 |  |  |                |                    |                    |   |                  |                    |                    |                    |
| 27   | UAA Student Hsg Debt Service (FY1992 - FY2004)   |  |                | \$1,000.0          | \$1,000.0          |   |                  | \$1,000.0          | \$1,000.0          | \$0.0              |
| 28   | State Capital Project Bonds (FY1992 - FY2006)    |  |                | \$14,992.5         | \$14,992.5         |   |                  | \$14,992.5         | \$14,992.5         | \$0.0              |
| 29   | State Debt Retirement Fund                       |  |                | \$15,007.5         | \$15,007.5         |   |                  | \$15,007.5         | \$15,007.5         | \$0.0              |
| <b>Total Other (Transfer Type) Funding:</b>  |  | <b>\$0.0</b>   | <b>\$0.0</b>   | <b>\$31,000.0</b>  | <b>\$31,000.0</b>  | <b>\$0.0</b>  | <b>\$0.0</b>     | <b>\$31,000.0</b>  | <b>\$31,000.0</b>  | <b>\$0.0</b>       |
| <b>Total AHFC Funding</b>                    |  | <b>\$13,353.0</b>  | <b>\$200.0</b> | <b>\$103,000.0</b> | <b>\$116,753.0</b> | <b>\$13,353.0</b>   | <b>\$4,750.0</b> | <b>\$103,000.0</b> | <b>\$121,103.0</b> | <b>\$4,600.0</b>   |
| <b>Total AHFC Funding Cap over/Under</b>     |  |  |                | <b>\$103,000.0</b> |                    |   |                  | <b>\$103,000.0</b> |                    | <b>\$0.0</b>       |

This page intentionally left blank.

| <br><b>Alaska Housing</b><br><small>FLUENT DEVELOPMENT</small><br>Programs/Projects |   | Governor's                    |                |                    |                    | SB 32 / HB50/HB51/HB52 |                |                    |                   |                     |
|--|---|-------------------------------|----------------|--------------------|--------------------|------------------------|----------------|--------------------|-------------------|---------------------|
|  |   | FY2000 CAPITAL BUDGET Request |                |                    |                    | @ May 18, 1999         |                |                    |                   |                     |
|  |   | Federal                       | Other          | Cap                | Total              | Federal                | Other          | Cap                | Total             | PAE                 |
| 1  | Supplemental Housing Development Program          |                               |                | \$9,000.0          | \$9,000.0          |                        |                | \$3,868.0          | \$3,868.0         | (\$5,132.0)         |
| 2  | Low Income Weatherization Program                 | \$1,400.0                     |                | \$4,000.0          | \$5,400.0          | \$1,400.0              |                | \$1,000.0          | \$2,400.0         | (\$3,000.0)         |
| 3  | Senior Citizens Housing Development Program       |                               |                | \$4,000.0          | \$4,000.0          |                        |                | \$0.0              | \$0.0             | (\$4,000.0)         |
| 3a   | Talkeetna Senior Housing                          |                               |                | \$0.0              | \$0.0              |                        |                | \$278.0            | \$278.0           | \$278.0             |
| 4  | Parkview Manor Renovation Ph. II - Anchorage      |                               |                | \$3,000.0          | \$3,000.0          |                        |                | \$3,000.0          | \$3,000.0         | \$0.0               |
| 5  | Mountain View - Juneau Phase II (Senior Units)    |                               |                | \$3,917.0          | \$3,917.0          |                        |                | \$3,917.0          | \$3,917.0         | \$0.0               |
| 6  | Sr. & Statewide Deferred Maint. & Renovation      | \$500.0                       |                | \$3,500.0          | \$4,000.0          | \$500.0                |                | \$1,690.5          | \$2,190.5         | (\$1,809.5)         |
| 7  | Riverbend Multi-Purpose Building                  |                               |                | \$500.0            | \$500.0            |                        |                | \$0.0              | \$0.0             | (\$500.0)           |
| 8  | HUD Comprehensive Grant Program (CGP)             | \$2,800.0                     |                | \$0.0              | \$2,800.0          | \$2,800.0              |                | \$0.0              | \$2,800.0         | \$0.0               |
| 9  | Public Housing Environ. Cleanup Abatement         |                               |                | \$303.0            | \$303.0            |                        |                | \$303.0            | \$303.0           | \$0.0               |
| 10   | Central Terrace Fairmount - Ph. III               |                               |                | \$724.0            | \$724.0            |                        |                | \$0.0              | \$0.0             | (\$724.0)           |
| 11   | Southall Manor Renovation                         |                               |                | \$4,715.0          | \$4,715.0          |                        |                | \$4,715.0          | \$4,715.0         | \$0.0               |
| 12   | HUD Federal HOME Grant Program                    | \$3,000.0                     |                | \$750.0            | \$3,750.0          | \$3,000.0              |                | \$750.0            | \$3,750.0         | \$0.0               |
| 13   | Federal & Other Competitive Grants                | \$1,500.0                     |                | \$1,250.0          | \$2,750.0          | \$1,500.0              |                | \$750.0            | \$2,250.0         | (\$500.0)           |
| 14   | Competitive Grants for Public Housing             | \$750.0                       |                | \$250.0            | \$1,000.0          | \$750.0                |                | \$250.0            | \$1,000.0         | \$0.0               |
| 15   | Energy Efficiency Monitoring Research             |                               |                | \$350.0            | \$350.0            |                        |                | \$0.0              | \$0.0             | (\$350.0)           |
| 16   | Builder & Rater Education Program                 |                               |                | \$300.0            | \$300.0            |                        |                | \$0.0              | \$0.0             | (\$300.0)           |
| 17*  | Homeless Assistance Programs                      | (Match/Health Aid)            | \$200.0        | \$250.0            | \$450.0            |                        | \$200.0        | \$250.0            | \$450.0           | \$0.0               |
| 18*  | Beneficiary & Special Needs Housing               | (Match/Health Aid)            |                | \$1,700.0          | \$1,700.0          |                        |                | \$1,700.0          | \$1,700.0         | \$0.0               |
| <b>Total FY2000 AHFC's Project Capital Budget:</b>   |   | <b>\$9,950.0</b>              | <b>\$200.0</b> | <b>\$38,509.0</b>  | <b>\$48,659.0</b>  | <b>\$9,950.0</b>       | <b>\$200.0</b> | <b>\$22,471.5</b>  | <b>\$32,621.5</b> | <b>(\$16,037.5)</b> |
| <b>AHFC Funding for Other State Projects</b>   |   |                               |                |                    |                    |                        |                |                    |                   |                     |
| Misc.  |   |                               |                |                    |                    |                        |                |                    |                   |                     |
| 19*  | Hsg. modifications for People w/Spec. Needs (DHS) | (Match/Health Aid)            |                | \$250.0            | \$250.0            |                        |                | \$250.0            | \$250.0           | \$0.0               |
| 20   | Water/Sewer/Waste (DEC)                           |                               |                | \$13,241.0         | \$13,241.0         |                        |                | \$29,916.8         | \$29,916.8        | \$16,675.8          |
| 21   | UAA Student Hsg. Debt Service (Start FY99)        |                               |                | \$1,000.0          | \$1,000.0          |                        |                | \$1,000.0          | \$1,000.0         | \$0.0               |
| <b>Total AHFC Capital Project Funding:</b>   |   | <b>\$9,950.0</b>              | <b>\$200.0</b> | <b>\$53,000.0</b>  | <b>\$63,150.0</b>  | <b>\$9,950.0</b>       | <b>\$200.0</b> | <b>\$53,638.3</b>  | <b>\$63,728.3</b> | <b>\$16,578.3</b>   |
| <b>Transfer Type Funding</b>   |   |                               |                |                    |                    |                        |                |                    |                   |                     |
| 22   | FY99 Deferred Maintenance Debt Service (est.)     |                               |                | \$18,000.0         | \$18,000.0         |                        |                | \$18,000.0         | \$18,000.0        | \$0.0               |
| 23   | School Funding                                    |                               |                | \$17,444.0         | \$17,444.0         |                        |                | \$17,444.0         | \$17,444.0        | \$0.0               |
| 24   | Debt Retirement Fund                              |                               |                | \$14,556.0         | \$14,556.0         |                        |                | \$14,556.0         | \$14,556.0        | \$0.0               |
| 25   | Multiple Matching Grants                          |                               |                |                    |                    |                        |                | \$0.0              | \$0.0             | \$0.0               |
| <b>Total Other (Transfer Type) Funding:</b>  |   | <b>\$0.0</b>                  | <b>\$0.0</b>   | <b>\$50,000.0</b>  | <b>\$50,000.0</b>  | <b>\$0.0</b>           | <b>\$0.0</b>   | <b>\$50,000.0</b>  | <b>\$50,000.0</b> | <b>\$0.0</b>        |
| <b>Total AHFC FY2000 Funding</b>   |   | <b>\$9,950.0</b>              | <b>\$200.0</b> | <b>\$103,000.0</b> | <b>\$113,659.0</b> |                        |                | <b>\$103,638.3</b> |                   |                     |
| <b>Total AHFC FY2000 Funding Cap</b>   |   |                               |                | <b>\$103,000.0</b> |                    |                        |                | <b>\$103,638.3</b> |                   |                     |
| <b>Over (Under)</b>  |   |                               |                | <b>\$0.0</b>       |                    |                        |                | <b>\$0.0</b>       |                   |                     |

\* Include FY99 Interest Fund

This page intentionally left blank.



*Governor's*  
**FY99 CAPITAL BUDGET Request**  
 @ December 15, 1997

**SB 231 / HB 326 / HB 325**  
 @ June 23, 1998

| Programs/Projects                                  | FY99 CAPITAL BUDGET Request @ December 15, 1997 |              |                    |                    | SB 231 / HB 326 / HB 325 @ June 23, 1998 |                  |                    |                    |                     |
|--|---|--------------|--------------------|--------------------|--|------------------|--------------------|--------------------|---------------------|
|  | Federal   | Other        | Corp               | Total              | Federal                                  | Other            | Corp               | Total              | Diff                |
| 1 Supplemental Housing Development Grant           |   |              | \$9,000.0          | \$9,000.0          |  |                  | \$4,000.0          | \$4,000.0          | (\$5,000.0)         |
| 2 Central Terrace/Fairmount - Ph. II               | \$1,300.0                                       |              | \$864.0            | \$2,164.0          | \$1,300.0                                |                  | \$0.0              | \$1,300.0          | (\$864.0)           |
| 3 AHFC Mainframe Software - Upgrade/Replace        | \$250.0   |              | \$165.0            | \$415.0            | \$250.0                                  |                  | \$165.0            | \$415.0            | \$0.0               |
| 4 Low Income Weatherization                        | \$1,200.0                                       |              | \$6,500.0          | \$7,700.0          | \$4,200.0                                |                  | \$1,000.0          | \$5,200.0          | (\$2,500.0)         |
| 5 Sr. & Statewide Deferred Maint. & Renovation     | \$450.0   |              | \$3,700.0          | \$4,150.0          | \$450.0                                  |                  | \$1,000.0          | \$1,450.0          | (\$2,700.0)         |
| 6 Senior Citizens Housing Development Program      |   |              | \$2,050.0          | \$2,050.0          |  |                  | \$2,050.0          | \$2,050.0          | \$0.0               |
| 7 Homeless Assistance Program                      | <i>(Special Health Bill)</i>                    |              | \$1,250.0          | \$1,250.0          |  |                  | \$250.0            | \$250.0            | (\$1,000.0)         |
| 8 HUD Comprehensive Grant Program                  | \$2,900.0                                       |              |                    | \$2,900.0          | \$2,900.0                                |                  |                    | \$2,900.0          | \$0.0               |
| 9 HUD Federal HOME Grant                           | \$3,000.0                                       |              | \$750.0            | \$3,750.0          | \$3,000.0                                |                  | \$750.0            | \$3,750.0          | \$0.0               |
| 10 Public Housing Environ. Cleanup/Abatement       |   |              | \$1,000.0          | \$1,000.0          |  | \$1,000.0        | \$0.0              | \$1,000.0          | \$0.0               |
| 11 Mountain View - Juneau Phase I (Senior Units)   |   |              | \$2,120.0          | \$2,120.0          |  |                  | \$2,120.0          | \$2,120.0          | \$0.0               |
| 12 Parkview Manor - Anchorage                      | \$1,000.0                                       |              | \$2,500.0          | \$3,500.0          | \$1,000.0                                |                  | \$2,500.0          | \$3,500.0          | \$0.0               |
| 13 Energy Conservation Retrofit                    |   |              | \$500.0            | \$500.0            |  |                  | \$0.0              | \$0.0              | (\$500.0)           |
| 14a Federal & Other Competitive Grants             | \$3,000.0                                       |              | \$1,250.0          | \$4,250.0          | \$3,000.0                                |                  | \$500.0            | \$3,500.0          | (\$750.0)           |
| 14b Transitional Housing                           | <i>(Special Health Bill)</i>                    |              | \$250.0            | \$250.0            |  |                  | \$0.0              | \$0.0              | (\$250.0)           |
| 15 Competitive Grants for Public Housing           | \$750.0   |              | \$250.0            | \$1,000.0          | \$750.0                                  |                  | \$250.0            | \$1,000.0          | \$0.0               |
| 16 Oil Overcharge Settlement (PVE)                 | \$2,500.0                                       |              |                    | \$2,500.0          | \$0.0                                    |                  |                    | \$0.0              | (\$2,500.0)         |
| 17 Alaska Craftsmen & Home Energy Rating Prog.     |   |              | \$450.0            | \$450.0            |  |                  | \$500.0            | \$500.0            | (\$50.0)            |
| <b>Total FY99 AHFC's Project Capital Budget:</b>   | <b>\$16,350.0</b>                               | <b>\$0.0</b> | <b>\$12,599.0</b>  | <b>\$41,949.0</b>  | <b>\$16,850.0</b>                        | <b>\$1,000.0</b> | <b>\$14,885.0</b>  | <b>\$32,735.0</b>  | <b>(\$16,214.0)</b> |
| <b>AHFC Funding for Other State Projects</b>       |   |              |                    |                    |  |                  |                    |                    |                     |
| 18 Beneficiary & Spec. Needs Hsg Prog (DHIZ)       | <i>(Special Health Bill)</i>                    |              | \$1,800.0          | \$1,800.0          |  |                  | \$1,200.0          | \$1,200.0          | (\$600.0)           |
| 19 Pioneers' Homes Dementia Units (DOA)            | <i>(Special Health Bill)</i>                    |              | \$200.0            | \$200.0            |  |                  | \$200.0            | \$200.0            | \$0.0               |
| 20 Vocational Rehab Home Modifications (DOE)       |   |              | \$150.0            | \$150.0            |  |                  | \$100.0            | \$100.0            | (\$50.0)            |
| 21 Pioneers' Homes Health and Safety Repairs (DOA) |   |              | \$700.0            | \$700.0            |  |                  | \$0.0              | \$0.0              | (\$700.0)           |
| 22 Water/Sewer/Waste (DEC)                         |   |              | \$16,351.0         | \$16,351.0         |  |                  | \$14,765.0         | \$14,765.0         | \$1,586.0           |
| 23 Electronic Access to Property Files (DEC)       |   |              | \$200.0            | \$200.0            |  |                  | \$0.0              | \$0.0              | (\$200.0)           |
| 24 Recorder's Office Equipment (DNR)               |   |              | \$0.0              | \$0.0              |  |                  | \$150.0            | \$150.0            | \$150.0             |
| 25 Emergency and Non-Routine Repairs (DOT/F)       |   |              | \$0.0              | \$0.0              |  |                  | \$500.0            | \$500.0            | \$500.0             |
| 26 University Statewide Museum (UA)                |   |              | \$0.0              | \$0.0              |  |                  | \$500.0            | \$500.0            | \$500.0             |
| 27 Boys and Girls Club (DOA)                       |   |              | \$0.0              | \$0.0              |  |                  | \$250.0            | \$250.0            | \$250.0             |
| 28 Mom's Fire Truck (DOA)                          |   |              | \$0.0              | \$0.0              |  |                  | \$250.0            | \$250.0            | \$250.0             |
| 29 SB36 Fiscal Note                                |   |              | \$0.0              | \$0.0              |  |                  | \$17,444.0         | \$17,444.0         | \$17,444.0          |
| 30 UAA Student Hsg Debt Service (Start FY99)       |   |              | \$1,000.0          | \$1,000.0          |  |                  | \$1,000.0          | \$1,000.0          | \$0.0               |
| Debt Service for FY99 Capital Projects             |   |              | \$0.0              | \$0.0              |  |                  | \$7,856.1          | \$7,856.1          | \$7,856.1           |
| Remainder for Transfer                             |   |              | \$311,000.0        | \$311,000.0        |  |                  | \$2,409.9          | \$2,409.9          | \$2,409.9           |
| <b>Total FY99 Other Funding:</b>                   | <b>\$0.0</b>                                    | <b>\$0.0</b> | <b>\$70,401.0</b>  | <b>\$70,401.0</b>  | <b>\$0.0</b>                             | <b>\$0.0</b>     | <b>\$28,715.0</b>  | <b>\$28,715.0</b>  | <b>\$41,686.0</b>   |
| <b>Total AHFC FY99 Funding</b>                     | <b>\$0.0</b>                                    | <b>\$0.0</b> | <b>\$103,000.0</b> | <b>\$172,350.0</b> | <b>\$0.0</b>                             | <b>\$1,000.0</b> | <b>\$103,000.0</b> | <b>\$120,850.0</b> | <b>\$51,500.0</b>   |
| <b>Total AHFC FY99 Funding Cap</b>                 |   |              | <b>\$103,000.0</b> |                    |  |                  | <b>\$103,000.0</b> |                    |                     |
| <b>Over/Under</b>                                  |   |              | <b>\$0.0</b>       |                    |  |                  | <b>\$0.0</b>       |                    |                     |

This page intentionally left blank.



February 27, 1997

July 1, 1997

|   | FY98 CAPITAL BUDGET REQUEST |              |                    |              | FY98 CAPITAL BUDGET HR 75, HB 76 & SB 107 |                   |              |                    |                    |                     |
|---|-----------------------------|--------------|--------------------|--------------|---|-------------------|--------------|--------------------|--------------------|---------------------|
|   | Federal                     | Other        | Corp               | Corp Match   | Total                                     | Federal           | Other        | Corp               | Total              | Diff                |
| 1 Central Terrace Fairmount Rec Center - Ph 1                       |                             |              | \$1,500.0          |              | \$1,500.0                                 |                   |              | \$1,500.0          | \$1,500.0          | \$0.0               |
| 2 AHFC Computer Mainframe - Renovation                              |                             |              | \$250.0            |              | \$250.0                                   |                   | \$104.2      | \$104.2            | \$104.2            | (\$145.8)           |
| 3 Homeless Assistance Program                                       |                             |              | \$250.0            |              | \$250.0                                   |                   | \$250.0      | \$250.0            | \$250.0            | (\$500.0)           |
| 5 Low Income Weatherization   | \$1,200.0                   |              | \$6,527.5          |              | \$7,727.5                                 | \$1,200.0         | \$4,000.0    | \$5,200.0          | \$6,400.0          | (\$2,527.5)         |
| 6 Supplemental Housing Development Program                          | \$10,000.0 (100% D To RHA)  |              | \$0,000.0          | \$0,000.0    | \$0,000.0                                 |                   | \$6,000.0    | \$6,000.0          | \$6,000.0          | (\$2,000.0)         |
| 8 Public Housing Environmental Cleanup/Abater                       |                             |              | \$1,000.0          |              | \$1,000.0                                 |                   | \$500.0      | \$500.0            | \$500.0            | (\$500.0)           |
| 9 Senior and Statewide Deferred Maintenance                         | \$900.0                     |              | \$2,000.0          |              | \$2,900.0                                 | \$900.0           | \$1,000.0    | \$1,300.0          | \$2,200.0          | (\$700.0)           |
| 10 Spruce Park Renovation - Fairbanks                               | \$350.0                     |              | \$2,000.0          |              | \$2,350.0                                 | \$350.0           | \$7,000.0    | \$7,350.0          | \$7,350.0          | \$0.0               |
| 11 Senior Citizens Housing Development Program Elder Services, Inc. |                             |              | \$3,300.0          |              | \$3,300.0                                 |                   | \$0.0        | \$0.0              | \$0.0              | (\$3,300.0)         |
| Home Seniors, Inc.  |                             |              |                    |              |   |                   | \$240.1      | \$240.1            | \$240.1            | \$240.1             |
| Home Seniors, Inc.  |                             |              |                    |              |   |                   | \$201.7      | \$201.7            | \$201.7            | \$201.7             |
| North Pole Seniors, Inc.  |                             |              |                    |              |   |                   | \$625.0      | \$625.0            | \$625.0            | \$625.0             |
| Palmer Senior Citizens, Inc.  |                             |              |                    |              |   |                   | \$675.0      | \$675.0            | \$675.0            | \$675.0             |
| 12 HUD Comprehensive Grant Program                                  | \$3,100.0                   |              |                    |              | \$3,100.0                                 | \$3,100.0         |              |                    | \$3,100.0          | \$0.0               |
| 13 HUD Federal HOMIE Grant  | \$3,000.0                   |              | \$750.0            | \$750.0      | \$3,750.0                                 | \$3,000.0         | \$750.0      | \$3,750.0          | \$3,750.0          | \$0.0               |
| 14 Federal & Other Competitive Grants                               | \$3,000.0                   |              | \$1,500.0          | \$2,000.0    | \$4,500.0                                 | \$3,000.0         | \$500.0      | \$3,500.0          | \$3,500.0          | (\$1,000.0)         |
| 15 Oil Overcharge Settlement (PVE)                                  | \$2,500.0                   | Energy       |                    |              | \$2,500.0                                 | \$500.0           |              | \$500.0            | \$500.0            | (\$1,900.0)         |
| 16 Competitive Grants for Public Housing                            | \$2,000.0                   |              | \$1,000.0          | \$1,000.0    | \$3,000.0                                 | \$2,000.0         | \$250.0      | \$2,250.0          | \$2,250.0          | (\$750.0)           |
| 17 Energy Conservation Retrofit                                     |                             |              | \$530.0            |              | \$530.0                                   |                   | \$450.0      | \$450.0            | \$450.0            | (\$80.0)            |
| 18 Alaska Craftsman Home Program                                    |                             |              | \$300.0            |              | \$300.0                                   |                   | \$0.0        | \$0.0              | \$0.0              | (\$300.0)           |
| 19 Energy Rated Homes of Alaska Program                             |                             |              | \$300.0            |              | \$300.0                                   |                   | \$0.0        | \$0.0              | \$0.0              | (\$300.0)           |
| <b>Total FY98 AHFC's Project Capital Budget</b>                     | <b>\$16,130.0</b>           | <b>\$0.0</b> | <b>\$24,027.5</b>  | <b>\$0.0</b> | <b>\$50,946.4</b>                         | <b>\$14,230.0</b> | <b>\$0.0</b> | <b>\$24,214.0</b>  | <b>\$38,452.0</b>  | <b>(\$12,493.5)</b> |
| <b>Other Agency Funding</b>   |                             |              |                    |              |   |                   |              |                    |                    |                     |
| DHSS - Beneficiary & Spec Needs Hsg Program                         |                             |              | \$1,000.0          |              | \$1,000.0                                 |                   | \$1,200.0    | \$1,200.0          | \$1,200.0          | (\$200.0)           |
| DOA - Pioneer Homes Dementia Units                                  |                             |              | \$52.5             |              | \$52.5                                    |                   | \$52.5       | \$52.5             | \$52.5             | \$0.0               |
| DHSS - Hope Cottages  |                             |              | \$200.0            |              | \$200.0                                   |                   | \$200.0      | \$200.0            | \$200.0            | \$0.0               |
| DHSS - Trust Beneficiaries  |                             |              | \$150.0            |              | \$150.0                                   |                   | \$150.0      | \$150.0            | \$150.0            | \$0.0               |
| DHSS - General Relief Assistance                                    |                             |              | \$500.0            |              | \$500.0                                   |                   | \$500.0      | \$500.0            | \$500.0            | \$0.0               |
| Municipal Matching Grants   |                             |              | \$5,000.0          |              | \$5,000.0                                 |                   | \$5,000.0    | \$5,000.0          | \$5,000.0          | \$0.0               |
| Dept. of Administration   |                             |              | \$700.0            |              | \$700.0                                   |                   | \$700.0      | \$700.0            | \$700.0            | \$0.0               |
| Dept. of Commerce & Economic Development                            |                             |              | \$75.0             |              | \$75.0                                    |                   | \$75.0       | \$75.0             | \$75.0             | \$0.0               |
| Dept. of Community & Regional Affairs                               |                             |              | \$250.0            |              | \$250.0                                   |                   | \$250.0      | \$250.0            | \$250.0            | \$0.0               |
| Dept. of Education  |                             |              | \$500.0            |              | \$500.0                                   |                   | \$500.0      | \$500.0            | \$500.0            | \$0.0               |
| DRC Housing Sanitation Program                                      |                             |              | \$1,000.0          |              | \$1,000.0                                 |                   | \$1,000.0    | \$1,000.0          | \$1,000.0          | \$0.0               |
| Dept. of Health & Social Services                                   |                             |              | \$2,300.0          |              | \$2,300.0                                 |                   | \$2,300.0    | \$2,300.0          | \$2,300.0          | \$0.0               |
| DHSS - Johnson Youth Center   |                             |              | \$1,500.0          |              | \$1,500.0                                 |                   | \$1,500.0    | \$1,500.0          | \$1,500.0          | \$0.0               |
| Dept. of Military & Veteran Affairs                                 |                             |              | \$1,500.0          |              | \$1,500.0                                 |                   | \$1,500.0    | \$1,500.0          | \$1,500.0          | \$0.0               |
| Dept. of Natural Resources  |                             |              | \$1,500.0          |              | \$1,500.0                                 |                   | \$1,500.0    | \$1,500.0          | \$1,500.0          | \$0.0               |
| Dept. of Transportation   |                             |              | \$7,200.0          |              | \$7,200.0                                 |                   | \$7,200.0    | \$7,200.0          | \$7,200.0          | \$0.0               |
| University of Alaska  |                             |              | \$450.0            |              | \$450.0                                   |                   | \$450.0      | \$450.0            | \$450.0            | \$0.0               |
| Legislature   |                             |              | \$20.0             |              | \$20.0                                    |                   | \$20.0       | \$20.0             | \$20.0             | \$0.0               |
| Pioneer Homes Renovation, Repair & Modification                     |                             |              | \$700.0            |              | \$700.0                                   |                   | \$0.0        | \$0.0              | \$0.0              | (\$700.0)           |
| DOB - MEHC Repair, Renovation and Equipment                         |                             |              | \$250.0            |              | \$250.0                                   |                   | \$0.0        | \$0.0              | \$0.0              | (\$250.0)           |
| DOB - AVTEC Roof Repairs  |                             |              | \$250.0            |              | \$250.0                                   |                   | \$0.0        | \$0.0              | \$0.0              | (\$250.0)           |
| DOB - Vocational Rehab Home Modif. - Fairbanks                      |                             |              | \$150.0            |              | \$150.0                                   |                   | \$0.0        | \$0.0              | \$0.0              | (\$150.0)           |
| <b>Total FY98 Other Agency Funding</b>                              | <b>\$0.0</b>                | <b>\$0.0</b> | <b>\$10,122.5</b>  | <b>\$0.0</b> | <b>\$10,122.5</b>                         | <b>\$0.0</b>      | <b>\$0.0</b> | <b>\$10,294.0</b>  | <b>\$10,294.0</b>  | <b>\$0.0</b>        |
| <b>Direct Transfers of AHFC Funds</b>                               |                             |              |                    |              |   |                   |              |                    |                    |                     |
| Grant Transfer (including Dividend) to State                        |                             |              | \$50,000.0         |              | \$50,000.0                                |                   | \$50,000.0   | \$50,000.0         | \$50,000.0         | \$0.0               |
| State Mortgage Insurance Fund Dividend                              |                             |              |                    |              |   |                   | \$20,000.0   | \$20,000.0         | \$20,000.0         | \$0.0               |
| UAA Student Hsg Debt Service (Start FY99)                           |                             |              |                    |              | \$0.0                                     |                   |              | \$0.0              | \$0.0              | \$0.0               |
| <b>Total FY98 Capital Budget and Transfers</b>                      | <b>\$16,130.0</b>           | <b>\$0.0</b> | <b>\$103,000.0</b> | <b>\$0.0</b> | <b>\$119,130.0</b>                        | <b>\$14,230.0</b> | <b>\$0.0</b> | <b>\$132,513.0</b> | <b>\$126,762.0</b> | <b>\$9,612.0</b>    |
| <b>FY97 Supplemental Appropriations</b>                             |                             |              |                    |              |   |                   |              |                    |                    |                     |
| Alaska Craftsman Home Program                                       |                             |              |                    |              |   |                   | \$0.0        | \$0.0              | \$0.0              | \$0.0               |
| Energy Rated Homes of Alaska Program                                |                             |              |                    |              |   |                   | \$0.0        | \$0.0              | \$0.0              | \$0.0               |
| <b>Grand Total FY98 Legislation</b>                                 | <b>\$16,130.0</b>           | <b>\$0.0</b> | <b>\$103,000.0</b> | <b>\$0.0</b> | <b>\$119,130.0</b>                        | <b>\$14,230.0</b> | <b>\$0.0</b> | <b>\$132,513.0</b> | <b>\$126,762.0</b> | <b>\$9,612.0</b>    |
| <b>FY98 Legislative Cap on Corporate Funds</b>                      |                             |              |                    |              |   |                   |              |                    |                    |                     |
| Remaining Funds Under the Legislative Cap                           |                             |              | \$102,000.0        |              | \$102,000.0                               |                   | \$133,151.0  |                    | \$133,151.0        | \$31,151.0          |
|   |                             |              | \$0.0              |              | \$0.0                                     |                   | \$630.0      |                    | \$630.0            | \$630.0             |

\* Includes Capital Budget, Dividend & Debt Service & FY97 Leases Paid

This page intentionally left blank.



(Released 1/31/96)

(@ June 7, 1996 & May 14, 1997 (SB 107)

**FY'97 CAPITAL BUDGET REQUEST**

**FY'97 CAPITAL BUDGET SB 136 & CS 1005 - June 6, 1996**

|  | FY'97 CAPITAL BUDGET REQUEST |                |                    |              |                    | FY'97 CAPITAL BUDGET SB 136 & CS 1005 - June 6, 1996 |              |                    |                    |                    |
|--|------------------------------|----------------|--------------------|--------------|--------------------|--|--------------|--------------------|--------------------|--------------------|
|  | Federal                      | Other          | Corp               | Corp Match   | Total              | Federal  | Other        | Corp               | Total              | Diff               |
| 1 Riverbend Construction                           | \$69                         |                | \$3,284.3          |              | \$3,291.2          | \$69   |              | \$3,284.3          | \$3,291.2          | \$0.0              |
| 2 Golden Towers Renovation                         |                              |                | \$6,093.5          |              | \$6,093.5          |  |              | \$6,093.5          | \$6,093.5          | \$0.0              |
| 3 Low Income Weatherization                        | \$1,800.0                    |                | \$8,500.0          |              | \$10,300.0         | \$500.0  |              | \$6,500.0          | \$7,000.0          | (\$3,300.0)        |
| 4 Supplemental Housing Development Fund            | \$50,000.0*                  |                | \$10,235.0         | * \$10,000.0 | \$10,235.0         |  |              | \$7,000.0          | \$7,000.0          | (\$3,235.0)        |
| 5 DEC housing Sanitation Program                   |                              |                | \$7,030.0          |              | \$7,030.0          |  |              | \$15,116.0         | \$15,116.0         | \$8,086.0          |
| 6 Environmental Cleanup/Abatement                  |                              |                | \$1,000.0          |              | \$1,000.0          |  |              | \$500.0            | \$500.0            | (\$500.0)          |
| 7 Senior and Statewide Deferred Maintenance        | \$1,000.0                    |                | \$3,026.0          |              | \$4,026.0          | \$1,000.0  |              | \$1,000.0          | \$2,000.0          | (\$2,026.0)        |
| 8 Senior Citizens Housing Development Program      |                              |                | \$3,567.0          |              | \$3,567.0          |  |              | \$1,750.0          | \$1,750.0          | (\$1,817.0)        |
| 9 Homeless Assistance Program                      |                              |                | \$1,200.0          |              | \$1,200.0          |  |              | \$250.0            | \$250.0            | (\$950.0)          |
| 10 HUD Comprehensive Grant Program                 | \$3,521.6                    |                |                    |              | \$3,521.6          | \$3,521.6  |              |                    | \$3,521.6          | \$0.0              |
| 11 HUD Federal HOME Grant                          | \$3,000.0                    |                | \$750.0            | * \$750.0    | \$3,750.0          | \$3,000.0  |              | \$750.0            | \$3,750.0          | \$0.0              |
| 12 Federal Competitive Grants                      | \$3,000.0                    |                | \$1,000.0          |              | \$4,000.0          | \$3,000.0  |              | \$1,000.0          | \$4,000.0          | \$0.0              |
| 13 Federal Competitive Grants - Public Housing     | \$2,500.0                    |                | \$500.0            |              | \$3,000.0          | \$2,500.0  |              | \$500.0            | \$3,000.0          | \$0.0              |
| 14 Energy Conservation Retrofit                    |                              |                | \$500.0            |              | \$500.0            |  |              | \$450.0            | \$450.0            | (\$50.0)           |
| 15 DHSS Beneficiary & Spec Needs Hsg Program       | Mental Health                | \$250.0        | \$1,500.0          |              | \$1,750.0          | Mental Health  | \$0.0        | \$1,500.0          | \$1,500.0          | (\$250.0)          |
| 16 Oil Overcharge Settlement (PVE)                 | \$3,600.0                    | Supper         |                    |              | \$3,600.0          | \$600.0  | Supper       |                    | \$600.0            | (\$2,400.0)        |
| 17 Other Competitive Grants                        |                              |                | \$500.0            |              | \$500.0            |  |              | \$0.0              | \$0.0              | (\$500.0)          |
| 18 AHFC Computer Mainframe - Renovation            |                              |                | \$330.0            |              | \$330.0            |  |              | \$0.0              | \$0.0              | (\$330.0)          |
| 19 AHFC Telephone System Replacement               |                              |                | \$300.0            |              | \$300.0            |  |              | \$300.0            | \$300.0            | (\$0.0)            |
| 20 Pre-Development Grant                           |                              |                | \$500.0            |              | \$500.0            |  |              | \$0.0              | \$0.0              | (\$500.0)          |
| 21 Statewide Housing Needs Assessment Study        |                              |                | \$100.0            |              | \$100.0            |  |              | \$0.0              | \$0.0              | (\$100.0)          |
| 22 Statewide Research & Testing                    |                              |                | \$100.0            |              | \$100.0            |  |              | \$0.0              | \$0.0              | (\$100.0)          |
| 23 Alaska Coalition on Housing & Homelessness      |                              |                | \$150.0            |              | \$150.0            |  |              | \$0.0              | \$0.0              | (\$150.0)          |
| 24 Statewide Housing Forum                         |                              |                | \$60.0             |              | \$60.0             |  |              | \$0.0              | \$0.0              | (\$60.0)           |
| 25 Pioneer Homes Renovation, Repair & Modification | Mental Health                | \$271.9        | \$2,589.3          |              | \$2,861.2          | Mental Health  | \$0.0        | \$2,589.3          | \$2,589.3          | (\$271.9)          |
| 26 Bethel Sea Wall                                 |                              |                |                    |              |                    |  |              | \$1,615.0          | \$1,615.0          | \$1,615.0          |
| 27 Valdez - Harborview Study                       |                              |                |                    |              |                    |  |              | \$250.0            | \$250.0            | \$250.0            |
| Total Corp Match (Included in Corp Funding)        |                              |                |                    | * \$10,750.0 |                    |  |              |                    |                    |                    |
| <b>Total FY97 Capital Budget</b>                   | <b>\$17,020.5</b>            | <b>\$521.9</b> | <b>\$102,095.1</b> |              | <b>\$121,245.5</b> | <b>\$14,120.5</b>                                    | <b>\$0.0</b> | <b>\$100,440.1</b> | <b>\$114,576.6</b> | <b>(\$6,668.9)</b> |
| <b>Direct Transfers of AHFC Funds</b>              |                              |                |                    |              |                    |  |              |                    |                    |                    |
| Direct Transfer (including Dividend) to State      |                              |                | \$50,000.0         |              | \$50,000.0         |  |              | \$50,000.0         | \$50,000.0         | \$0.0              |
| UAA Student Hsg Debt Service (Start FY95)          |                              |                |                    |              | \$0.0              |  |              |                    | \$0.0              | \$0.0              |
| <b>Total FY97 Capital Budget and Transfers</b>     | <b>\$17,020.5</b>            | <b>\$521.9</b> | <b>\$102,095.1</b> |              | <b>\$121,245.5</b> | <b>\$14,120.5</b>                                    | <b>\$0.0</b> | <b>\$100,440.1</b> | <b>\$114,576.6</b> | <b>(\$6,668.9)</b> |
| <b>FY96 Legislative Budget &amp; Audit</b>         |                              |                |                    |              |                    |  |              |                    |                    |                    |
| <b>FY97 Supplemental Appropriations</b>            |                              |                |                    |              |                    |  |              |                    |                    |                    |
| Designated Grants                                  |                              |                |                    |              |                    |  |              | \$600.0            |                    |                    |
| Carryforward to FY98 Appropriations                |                              |                |                    |              |                    |  |              | \$1,951.9          |                    |                    |
| <b>FY97 Legislative Budget &amp; Audit</b>         |                              |                |                    |              |                    |  |              |                    |                    |                    |
| <b>Grand Total FY97 Legislation</b>                | <b>\$17,020.5</b>            | <b>\$521.9</b> | <b>\$102,095.1</b> |              | <b>\$121,245.5</b> | <b>\$14,120.5</b>                                    | <b>\$0.0</b> | <b>\$103,000.0</b> | <b>\$114,576.6</b> | <b>(\$6,668.9)</b> |
| <b>FY97 Legislative Cap on Corporate Funds</b>     |                              |                |                    |              |                    |  |              |                    |                    |                    |
| Remaining Funds Under the Legislative Cap          |                              |                |                    |              |                    |  |              | \$0.0              |                    |                    |

This page intentionally left blank.

**HB**

**312**

**HFIN**

**FILE**



2/21/08

adopted M/O

25-GH2008\C  
Bailey  
2/20/08

**CS FOR HOUSE BILL NO. 312(FIN)**

**IN THE LEGISLATURE OF THE STATE OF ALASKA**

**TWENTY-FIFTH LEGISLATURE - SECOND SESSION**

**BY THE HOUSE FINANCE COMMITTEE**

**Offered:  
Referred:**

**Sponsor(s): HOUSE RULES COMMITTEE BY REQUEST OF THE GOVERNOR**

**A BILL**

**FOR AN ACT ENTITLED**

1 "An Act making appropriations for the operating and capital expenses of the state's  
2 integrated comprehensive mental health program; and providing for an effective date."

3 **BE IT ENACTED BY THE LEGISLATURE OF THE STATE OF ALASKA:**

4 (SECTION 1 OF THIS ACT BEGINS ON PAGE 2)

1 \* **Section 1.** The following appropriation items are for operating expenditures from the  
 2 general fund or other funds as set out in section 2 of this Act to the agencies named for the  
 3 purposes expressed for the fiscal year beginning July 1, 2008 and ending June 30, 2009,  
 4 unless otherwise indicated. A department-wide, agency-wide, or branch-wide unallocated  
 5 reduction set out in this section may be allocated among the appropriations made in this  
 6 section to that department, agency, or branch.

|    | Appropriation  | General   | Other     |         |
|----|--|-----------|-----------|---------|
|    | Allocations  | Funds     | Funds     |         |
|    | *****  | *****     |           |         |
|    | ***** <b>Department of Administration</b> *****                  |           |           |         |
|    | *****  | *****     |           |         |
| 12 | <b>Legal and Advocacy Services</b>                               | 1,875,100 | 1,736,300 | 138,800 |
| 13 | Office of Public Advocacy  | 1,581,700 |           |         |
| 14 | Public Defender Agency   | 293,400   |           |         |
| 15 | *****  | *****     |           |         |
| 16 | ***** <b>Department of Corrections</b> *****                     |           |           |         |
| 17 | *****  | *****     |           |         |
| 18 | <b>Population Management</b>                                     | 611,500   | 611,500   |         |
| 19 | Offender Habilitation  | 611,500   |           |         |
| 20 | Programs   |           |           |         |
| 21 | <b>Inmate Health Care</b>  | 6,140,400 | 5,930,400 | 210,000 |
| 22 | Inmate Health Care   | 6,140,400 |           |         |
| 23 | *****  | *****     |           |         |
| 24 | ***** <b>Department of Education and Early Development</b> ***** |           |           |         |
| 25 | *****  | *****     |           |         |
| 26 | <b>Teaching and Learning Support</b>                             | 339,800   | 39,800    | 300,000 |
| 27 | Student and School   | 339,800   |           |         |
| 28 | Achievement  |           |           |         |
| 29 | <b>Alaska Postsecondary</b>                                      | 200,000   |           | 200,000 |
| 30 | Education Commission   |           |           |         |
| 31 | Program Administration &   | 200,000   |           |         |



| 1  | <b>Appropriation</b>  |                    | <b>General</b>    | <b>Other</b>      |
|----|---|--------------------|-------------------|-------------------|
| 2  | <b>Allocations</b>  | <b>Items</b>       | <b>Funds</b>      | <b>Funds</b>      |
| 3  | identify any federal restrictions on asset tests and any potential consequence of an asset test   |                    |                   |                   |
| 4  | on the availability of federal funding.   |                    |                   |                   |
| 5  | <b>Alaska Pioneer Homes</b>   | 13,353,200         | 13,353,200        |                   |
| 6  | It is the intent of the legislature that the Department maintain regulations requiring all        |                    |                   |                   |
| 7  | residents of the Pioneer Homes to apply for all appropriate benefit programs prior to a state     |                    |                   |                   |
| 8  | subsidy being provided for their care from the State Payment Assistance program.                  |                    |                   |                   |
| 9  | It is the intent of the legislature that all pioneers' homes and veterans' homes applicants shall |                    |                   |                   |
| 10 | complete any forms to determine eligibility for supplemental program funding, such as             |                    |                   |                   |
| 11 | Medicaid, Medicare, SSI, and other benefits as part of the application process. If an applicant   |                    |                   |                   |
| 12 | is not able to complete the forms him/herself, or if relatives or guardians of the applicant are  |                    |                   |                   |
| 13 | not able to complete the forms, Department of Health and Social Services staff may complete       |                    |                   |                   |
| 14 | the forms for him/her, obtain the individuals' or designee's signature and submit for eligibility |                    |                   |                   |
| 15 | per AS 47.25.120.   |                    |                   |                   |
| 16 | Alaska Pioneer Homes  | 64,300             |                   |                   |
| 17 | Management  |                    |                   |                   |
| 18 | Pioneer Homes   | 13,288,900         |                   |                   |
| 19 | <b>Behavioral Health</b>  | <b>107,444,500</b> | <b>84,601,000</b> | <b>22,843,500</b> |
| 20 | Alcohol Safety Action   | 335,500            |                   |                   |
| 21 | Program (ASAP)  |                    |                   |                   |
| 22 | Behavioral Health Medicaid  | 44,066,900         |                   |                   |
| 23 | Services  |                    |                   |                   |
| 24 | Behavioral Health Grants  | 19,822,100         |                   |                   |
| 25 | It is the intent of the legislature that the department continue developing policies and          |                    |                   |                   |
| 26 | procedures surrounding the awarding of recurring grants to assure that applicants are regularly   |                    |                   |                   |
| 27 | evaluated on their performance in achieving outcomes consistent with the expectations and         |                    |                   |                   |
| 28 | missions of the Department related to their specific grant. The recipient's specific              |                    |                   |                   |
| 29 | performance should be measured and incorporated into the decision whether to continue             |                    |                   |                   |
| 30 | awarding grants. Performance measurement should be standardized, accurate, objective and          |                    |                   |                   |
| 31 | fair, recognizing and compensating for differences among grant recipients including acuity of     |                    |                   |                   |
| 32 | services provided, client base, geographic location and other factors necessary and appropriate   |                    |                   |                   |
| 33 | to reconcile and compare grant recipient performances across the array of providers and           |                    |                   |                   |

|    |                                  | <b>Appropriation</b> | <b>General</b>    | <b>Other</b>      |
|----|----------------------------------|----------------------|-------------------|-------------------|
|    |                                  | <b>Allocations</b>   | <b>Funds</b>      | <b>Funds</b>      |
|    |                                  | <b>Items</b>         |                   |                   |
| 1  |                                  |                      |                   |                   |
| 2  |                                  |                      |                   |                   |
| 3  | services involved.               |                      |                   |                   |
| 4  | Behavioral Health                | 2,620,400            |                   |                   |
| 5  | Administration                   |                      |                   |                   |
| 6  | Community Action Prevention      | 958,100              |                   |                   |
| 7  | & Intervention Grants            |                      |                   |                   |
| 8  | Rural Services and Suicide       | 2,115,200            |                   |                   |
| 9  | Prevention                       |                      |                   |                   |
| 10 | Psychiatric Emergency            | 7,893,000            |                   |                   |
| 11 | Services                         |                      |                   |                   |
| 12 | Services to the Seriously        | 12,474,200           |                   |                   |
| 13 | Mentally Ill                     |                      |                   |                   |
| 14 | Designated Evaluation and        | 1,761,900            |                   |                   |
| 15 | Treatment                        |                      |                   |                   |
| 16 | Services for Severely            | 9,952,200            |                   |                   |
| 17 | Emotionally Disturbed Youth      |                      |                   |                   |
| 18 | Alaska Psychiatric Institute     | 5,299,400            |                   |                   |
| 19 | Suicide Prevention Council       | 125,600              |                   |                   |
| 20 | <b>Children's Services</b>       |                      | <b>12,209,200</b> | <b>11,979,200</b> |
| 21 | Children's Medicaid Services     | 4,185,600            |                   | <b>230,000</b>    |
| 22 | Children's Services              | 64,100               |                   |                   |
| 23 | Management                       |                      |                   |                   |
| 24 | Front Line Social Workers        | 148,600              |                   |                   |
| 25 | Family Preservation              | 150,000              |                   |                   |
| 26 | Foster Care Augmented Rate       | 500,000              |                   |                   |
| 27 | Foster Care Special Need         | 747,900              |                   |                   |
| 28 | Residential Child Care           | 1,956,300            |                   |                   |
| 29 | Infant Learning Program          | 4,456,700            |                   |                   |
| 30 | Grants                           |                      |                   |                   |
| 31 | <b>Adult Preventative Dental</b> |                      | <b>1,400,000</b>  | <b>1,400,000</b>  |
| 32 | <b>Medicaid Services</b>         |                      |                   |                   |

33 It is the intent of the legislature that the Adult Preventative Dental Medicaid Services not over

|    | Appropriation  | General           | Other             |
|----|--|-------------------|-------------------|
|    | Allocations  | Funds             | Funds             |
| 1  |  |                   |                   |
| 2  |  |                   |                   |
| 3  | spend authority granted by authorizing statute and adjust benefits available to individual     |                   |                   |
| 4  | participants as necessary to maintain and conduct the program throughout the entire fiscal     |                   |                   |
| 5  | year.  |                   |                   |
| 6  | Adult Preventative Dental  | 1,400,000         |                   |
| 7  | Medicaid Services  |                   |                   |
| 8  | <b>Juvenile Justice</b>  | <b>945,500</b>    | <b>745,800</b>    |
| 9  | McLaughlin Youth Center  | 654,500           |                   |
| 10 | Fairbanks Youth Facility   | 101,000           |                   |
| 11 | Bethel Youth Facility  | 56,700            |                   |
| 12 | Probation Services   | 133,300           |                   |
| 13 | <b>Public Health</b>   | <b>798,300</b>    | <b>593,300</b>    |
| 14 | Women, Children and Family   | 500,000           |                   |
| 15 | Health   |                   |                   |
| 16 | Certification and Licensing  | 120,000           |                   |
| 17 | Community Health Grants  | 98,300            |                   |
| 18 | Health Planning and  | 80,000            |                   |
| 19 | Infrastructure   |                   |                   |
| 20 | <b>Senior and Disabilities</b>   | <b>14,474,600</b> | <b>13,721,900</b> |
| 21 | <b>Services</b>  |                   | <b>752,700</b>    |
| 22 | It is the intent of the legislature that regulations related to the General Relief / Temporary |                   |                   |
| 23 | Assisted Living program be reviewed and revised as needed to minimize the length of time       |                   |                   |
| 24 | that the state provides housing alternatives and assure the services are provided only to      |                   |                   |
| 25 | intended beneficiaries who are actually experiencing harm, abuse or neglect. The department    |                   |                   |
| 26 | should educate care coordinators and direct service providers about who should be referred     |                   |                   |
| 27 | and when they are correctly referred to the program in order that referring agents correctly   |                   |                   |
| 28 | match consumer needs with the program services intended by the department.                     |                   |                   |
| 29 | General Relief/Temporary   | 740,300           |                   |
| 30 | Assisted Living  |                   |                   |
| 31 | Senior and Disabilities  | 2,390,100         |                   |
| 32 | Services Administration  |                   |                   |
| 33 | Senior Community Based   | 3,419,400         |                   |

|    |  | Appropriation    | General          | Other            |
|----|--|------------------|------------------|------------------|
|    | Allocations  | Items            | Funds            | Funds            |
| 1  |  |                  |                  |                  |
| 2  |  |                  |                  |                  |
| 3  | Grants   |                  |                  |                  |
| 4  | Community Developmental  | 7,924,800        |                  |                  |
| 5  | Disabilities Grants  |                  |                  |                  |
| 6  | <b>Departmental Support Services</b>   | <b>1,758,400</b> | <b>1,758,400</b> |                  |
| 7  | Commissioner's Office  | 105,000          |                  |                  |
| 8  | It is the intent of the legislature that the Department of Health and Social Services complete   |                  |                  |                  |
| 9  | the following tasks related to fiscal audits required in CHAPTER 66, SLA 2003 of all             |                  |                  |                  |
| 10 | Medicaid providers:  |                  |                  |                  |
| 11 | 1. Develop regulations addressing the use of extrapolation methodology following an audit of     |                  |                  |                  |
| 12 | Medicaid providers that clearly defines the difference between actual overpayment of funds to    |                  |                  |                  |
| 13 | a provider and ministerial omission or clerical billing error that does not result in            |                  |                  |                  |
| 14 | overpayment to the provider. The extrapolation methodology will also define percentage of        |                  |                  |                  |
| 15 | "safe harbor" overpayment rates for which extrapolation methodology will be applied.             |                  |                  |                  |
| 16 | 2. Develop training standards and definitions regarding ministerial and billing errors versus    |                  |                  |                  |
| 17 | overpayments. Include the use of those standards and definitions in the State's audit contracts. |                  |                  |                  |
| 18 | All audits initiated after the effective date of this intent and resulting in findings of        |                  |                  |                  |
| 19 | overpayment will be calculated under the Department's new regulations governing                  |                  |                  |                  |
| 20 | overpayment standards and extrapolation methodology.   |                  |                  |                  |
| 21 | It is the intent of the legislature that the department continues working on implementing a      |                  |                  |                  |
| 22 | provider rate rebasing process.  |                  |                  |                  |
| 23 | It is the intent of the legislature that the department develops a ten year funding source and   |                  |                  |                  |
| 24 | use of funds projection for the entire department.   |                  |                  |                  |
| 25 | Administrative Support   | 476,100          |                  |                  |
| 26 | Services   |                  |                  |                  |
| 27 | Information Technology   | 827,300          |                  |                  |
| 28 | Services   |                  |                  |                  |
| 29 | HSS State Facilities Rent  | 350,000          |                  |                  |
| 30 | <b>Boards and Commissions</b>  | <b>1,787,300</b> | <b>465,400</b>   | <b>1,321,900</b> |
| 31 | AK Mental Health & Alcohol   | 849,000          |                  |                  |
| 32 | & Drug Abuse Boards  |                  |                  |                  |
| 33 | Commission on Aging  | 193,600          |                  |                  |

|    | Appropriation  |   | General | Other     |
|----|--|---|---------|-----------|
|    | Allocations  | Items                                       | Funds   | Funds     |
| 1  |  |   |         |           |
| 2  |  |   |         |           |
| 3  | Governor's Council on  | 744,700                                     |         |           |
| 4  | Disabilities and Special   |   |         |           |
| 5  | Education  |   |         |           |
| 6  |  | *****                                       |         |           |
| 7  |  | ***** Department of Law *****               |         |           |
| 8  |  | *****                                       |         |           |
| 9  | Civil Division   | 76,800                                      | 76,800  |           |
| 10 | Human Services and Child   | 76,800                                      |         |           |
| 11 | Protection   |   |         |           |
| 12 |  | *****                                       |         |           |
| 13 |  | ***** Department of Natural Resources ***** |         |           |
| 14 |  | *****                                       |         |           |
| 15 | Resource Development   | 1,686,400                                   |         | 1,686,400 |
| 16 | It is the intent of the legislature that the department provide an annual expenditure report for |   |         |           |
| 17 | the funds appropriated to the Oil & Gas development allocation relating to the one-time Oil &    |   |         |           |
| 18 | Gas funding, AGIA, and the new petroleum tax initiative.   |   |         |           |
| 19 | Mental Health Trust Lands  | 1,686,400                                   |         |           |
| 20 | Administration   |   |         |           |
| 21 |  | *****                                       |         |           |
| 22 |  | ***** Department of Revenue *****           |         |           |
| 23 |  | *****                                       |         |           |
| 24 | Alaska Mental Health Trust   | 2,467,000                                   |         | 2,467,000 |
| 25 | Authority  |   |         |           |
| 26 | Mental Health Trust  | 2,467,000                                   |         |           |
| 27 | Operations   |   |         |           |
| 28 |  | *****                                       |         |           |
| 29 |  | ***** University of Alaska *****            |         |           |
| 30 |  | *****                                       |         |           |
| 31 | Statewide Programs and   | 390,000                                     |         | 390,000   |
| 32 | Services   |   |         |           |
| 33 | Statewide Programs &   | 390,000                                     |         |           |

|    | Appropriation                             |           | General | Other     |
|----|---|-----------|---------|-----------|
|    | Allocations                               | Items     | Funds   | Funds     |
| 1  |   |           |         |           |
| 2  |   |           |         |           |
| 3  | Services                                  |           |         |           |
| 4  | University of Alaska Campuses             | 1,528,300 | 295,800 | 1,232,500 |
| 5  | Anchorage Campus                          | 1,488,300 |         |           |
| 6  | Fairbanks Campus                          | 40,000    |         |           |
| 7  | *****                                     | *****     |         |           |
| 8  | ***** Alaska Court System *****           |           |         |           |
| 9  | *****                                     | *****     |         |           |
| 10 | Alaska Court System                       | 1,577,700 | 589,900 | 987,800   |
| 11 | Trial Courts                              | 1,577,700 |         |           |
| 12 | (SECTION 2 OF THIS ACT BEGINS ON PAGE 10) |           |         |           |

1 \* Sec. 2. The following sets out the funding by agency for the appropriations made in sec. 1 of  
2 this Act.

| 3  | Funding Source                                       | Amount        |
|----|--|---------------|
| 4  | <b>Department of Administration</b>                  |               |
| 5  | 1037 General Fund / Mental Health                    | 1,736,300     |
| 6  | 1092 Mental Health Trust Authority Authorized        | 138,800       |
| 7  | Receipts   |               |
| 8  | *** Total Agency Funding ***                         | \$1,875,100   |
| 9  | <b>Department of Corrections</b>                     |               |
| 10 | 1037 General Fund / Mental Health                    | 6,541,900     |
| 11 | 1092 Mental Health Trust Authority Authorized        | 210,000       |
| 12 | Receipts   |               |
| 13 | *** Total Agency Funding ***                         | \$6,751,900   |
| 14 | <b>Department of Education and Early Development</b> |               |
| 15 | 1037 General Fund / Mental Health                    | 39,800        |
| 16 | 1092 Mental Health Trust Authority Authorized        | 500,000       |
| 17 | Receipts   |               |
| 18 | *** Total Agency Funding ***                         | \$539,800     |
| 19 | <b>Department of Health and Social Services</b>      |               |
| 20 | 1037 General Fund / Mental Health                    | 127,218,200   |
| 21 | 1092 Mental Health Trust Authority Authorized        | 8,040,500     |
| 22 | Receipts   |               |
| 23 | 1180 Alcohol and Other Drug Abuse Treatment &        | 18,912,300    |
| 24 | Prevention Fund                                      |               |
| 25 | *** Total Agency Funding ***                         | \$154,171,000 |
| 26 | <b>Department of Law</b>                             |               |
| 27 | 1037 General Fund / Mental Health                    | 76,800        |
| 28 | *** Total Agency Funding ***                         | \$76,800      |
| 29 | <b>Department of Natural Resources</b>               |               |
| 30 | 1092 Mental Health Trust Authority Authorized        | 1,686,400     |
| 31 | Receipts   |               |

|    |   |               |
|----|---|---------------|
| 1  | *** Total Agency Funding ***                  | \$1,686,400   |
| 2  | <b>Department of Revenue</b>                  |               |
| 3  | 1094 Mental Health Trust Administration       | 2,467,000     |
| 4  | *** Total Agency Funding ***                  | \$2,467,000   |
| 5  | <b>University of Alaska</b>                   |               |
| 6  | 1037 General Fund / Mental Health             | 295,800       |
| 7  | 1092 Mental Health Trust Authority Authorized | 1,622,500     |
| 8  | Receipts                                      |               |
| 9  | *** Total Agency Funding ***                  | \$1,918,300   |
| 10 | <b>Alaska Court System</b>                    |               |
| 11 | 1037 General Fund / Mental Health             | 589,900       |
| 12 | 1092 Mental Health Trust Authority Authorized | 987,800       |
| 13 | Receipts                                      |               |
| 14 | *** Total Agency Funding ***                  | \$1,577,700   |
| 15 | ***** Total Budget *****                      | \$171,064,000 |
| 16 | (SECTION 3 OF THIS ACT BEGINS ON PAGE 12)     |               |

1 \* Sec. 3. The following sets out the statewide funding for the appropriations made in sec. 1 of  
2 this Act.

| 3  | Funding Source                                | Amount        |
|----|---|---------------|
| 4  | <b>General Funds</b>                          |               |
| 5  | 1037 General Fund / Mental Health             | 136,498,700   |
| 6  | ***Total General Funds***                     | \$136,498,700 |
| 7  | <b>Federal Funds</b>                          |               |
| 8  | ***Total Federal Funds***                     | \$0           |
| 9  | <b>Other Non-Duplicated Funds</b>             |               |
| 10 | 1092 Mental Health Trust Authority Authorized | 13,186,000    |
| 11 | Receipts                                      |               |
| 12 | 1094 Mental Health Trust Administration       | 2,467,000     |
| 13 | 1180 Alcohol and Other Drug Abuse Treatment & | 18,912,300    |
| 14 | Prevention Fund                               |               |
| 15 | ***Total Other Non-Duplicated Funds***        | \$34,565,300  |
| 16 | <b>Duplicated Funds</b>                       |               |
| 17 | ***Total Duplicated Funds***                  | \$0           |

18 (SECTION 4 OF THIS ACT BEGINS ON PAGE 13)

1 \* Sec. 4. The following appropriation items are for capital projects and grants from the  
 2 general fund or other funds as set out in section 5 of this Act by funding source to the  
 3 agencies named for the purposes expressed and lapse under AS 37.25.020, unless otherwise  
 4 noted.

|    | Appropriation  | General   | Other     |
|----|--|-----------|-----------|
|    | Allocations  | Funds     | Funds     |
|    | Items  |           |           |
|    | *****  | *****     |           |
|    | ***** Department of Health and Social Services ***** |           |           |
|    | *****  | *****     |           |
| 10 | MH Home Modification and                             | 500,000   | 250,000   |
| 11 | Upgrades to Retain Housing                           |           | 250,000   |
| 12 | (HD 1-40)  |           |           |
| 13 | MH Treatment and Recovery                            | 750,000   | 250,000   |
| 14 | Based Special Needs Housing                          |           | 500,000   |
| 15 | (HD 1-40)  |           |           |
| 16 | *****  | *****     |           |
| 17 | ***** Department of Natural Resources *****          |           |           |
| 18 | *****  | *****     |           |
| 19 | Mental Health Trust                                  | 350,000   | 350,000   |
| 20 | Facilities Maintenance (HD                           |           |           |
| 21 | 1-40)  |           |           |
| 22 | Mental Health Trust Land                             | 650,000   | 650,000   |
| 23 | Development (HD 1-40)                                |           |           |
| 24 | *****  | *****     |           |
| 25 | ***** Department of Revenue *****                    |           |           |
| 26 | *****  | *****     |           |
| 27 | AHFC Beneficiary and                                 | 1,750,000 | 1,750,000 |
| 28 | Special Needs Housing (HD                            |           |           |
| 29 | 1-40)  |           |           |
| 30 | AHFC Emergency Assistance                            | 200,000   | 200,000   |
| 31 | Grants for Mental Health                             |           |           |

|    | Appropriation  | General    | Other     |
|----|--|------------|-----------|
|    | Allocations  | Funds      | Funds     |
| 1  |  |            |           |
| 2  |  |            |           |
| 3  | Trust Beneficiaries (HD                                    |            |           |
| 4  | 1-40)  |            |           |
| 5  | AHFC Homeless Assistance                                   | 2,000,000  | 500,000   |
| 6  | Program (HD 1-40)  |            | 1,500,000 |
| 7  | AHFC Housing Trust (HD 1-40)                               | 10,000,000 | 2,500,000 |
| 8  | *****  | *****      |           |
| 9  | ***** Department of Transportation/Public Facilities ***** |            |           |
| 10 | *****  | *****      |           |
| 11 | Coordinated Transportation                                 | 1,100,000  | 800,000   |
| 12 | and Vehicles (HD 1-40)                                     |            | 300,000   |
| 13 | (SECTION 5 OF THIS ACT BEGINS ON PAGE 15)                  |            |           |

1 \* Sec. 5. The following sets out the funding by agency for the appropriations made in sec. 4 of  
2 this Act.

| 3  | Funding Source   | Amount       |
|----|--|--------------|
| 4  | <b>Department of Health and Social Services</b>        |              |
| 5  | 1037 General Fund / Mental Health                      | 500,000      |
| 6  | 1092 Mental Health Trust Authority Authorized Receipts | 500,000      |
| 7  | 1139 Alaska Housing Finance Corporation Dividend       | 250,000      |
| 8  | *** Total Agency Funding ***                           | \$1,250,000  |
| 9  | <b>Department of Natural Resources</b>                 |              |
| 10 | 1092 Mental Health Trust Authority Authorized Receipts | 1,000,000    |
| 11 | *** Total Agency Funding ***                           | \$1,000,000  |
| 12 | <b>Department of Revenue</b>                           |              |
| 13 | 1037 General Fund / Mental Health                      | 3,000,000    |
| 14 | 1092 Mental Health Trust Authority Authorized Receipts | 3,200,000    |
| 15 | 1108 Statutory Designated Program Receipts             | 2,500,000    |
| 16 | 1139 Alaska Housing Finance Corporation Dividend       | 5,250,000    |
| 17 | *** Total Agency Funding ***                           | \$13,950,000 |
| 18 | <b>Department of Transportation/Public Facilities</b>  |              |
| 19 | 1037 General Fund / Mental Health                      | 800,000      |
| 20 | 1092 Mental Health Trust Authority Authorized Receipts | 300,000      |
| 21 | *** Total Agency Funding ***                           | \$1,100,000  |
| 22 | ***** Total Budget *****                               | \$17,300,000 |

23 (SECTION 6 OF THIS ACT BEGINS ON PAGE 16)

1 \* Sec. 6. The following sets out the statewide funding for the appropriations made in sec. 4 of  
2 this Act.

| 3  | Funding Source                                   | Amount       |
|----|--|--------------|
| 4  | <b>General Funds</b>                             |              |
| 5  | 1037 General Fund / Mental Health                | 4,300,000    |
| 6  | ***Total General Funds***                        | \$4,300,000  |
| 7  | <b>Federal Funds</b>                             |              |
| 8  | ***Total Federal Funds***                        | \$0          |
| 9  | <b>Other Non-Duplicated Funds</b>                |              |
| 10 | 1092 Mental Health Trust Authority Authorized    | 5,000,000    |
| 11 | Receipts   |              |
| 12 | 1108 Statutory Designated Program Receipts       | 2,500,000    |
| 13 | 1139 Alaska Housing Finance Corporation Dividend | 5,500,000    |
| 14 | ***Total Other Non-Duplicated Funds***           | \$13,000,000 |
| 15 | <b>Duplicated Funds</b>                          |              |
| 16 | ***Total Duplicated Funds***                     | \$0          |

17 (SECTION 7 OF THIS ACT BEGINS ON PAGE 17)

1 \* Sec. 7. PURPOSE. In accordance with AS 37.14.003 and 37.14.005, the appropriations  
2 made by this Act are for the state's integrated comprehensive mental health program.

3 \* Sec. 8. NONGENERAL FUND RECEIPTS. (a) Alaska Mental Health Trust Authority  
4 authorized receipts (AS 37.14.036) or administration receipts (AS 37.14.036) that exceed the  
5 amounts appropriated by this Act are appropriated conditioned upon compliance with the  
6 program review provisions of AS 37.07.080(h).

7 (b) If Alaska Mental Health Trust Authority authorized receipts (AS 37.14.036) or  
8 administration receipts (AS 37.14.036) fall short of the estimates appropriated in this Act, the  
9 affected appropriation is reduced by the amount of the shortfall in receipts.

10 \* Sec. 9. SALARY AND BENEFIT ADJUSTMENTS. (a) The appropriations made in sec.  
11 1 of this Act include amounts for salary and benefit adjustments for public officials, officers,  
12 and employees of the executive branch, Alaska Court System employees, employees of the  
13 legislature, and legislators and to implement the terms for the fiscal year ending June 30,  
14 2009, of the following collective bargaining agreements:

- 15 (1) Alaska Public Employees Association, for the confidential unit;
- 16 (2) Alaska State Employees Association, for the general government unit;
- 17 (3) Public Employees Local 71, for the labor, trades and crafts unit;
- 18 (4) Alaska Correctional Officers Association, representing correctional  
19 officers;
- 20 (5) Teachers' Education Association of Mt. Edgecumbe.

21 (b) The operating budget appropriations made to the University of Alaska in sec. 1 of  
22 this Act include amounts for salary and benefit adjustments for the fiscal year ending June 30,  
23 2009, for university employees who are not members of a collective bargaining unit and for  
24 implementing the monetary terms of the collective bargaining agreements including the terms  
25 of the agreement providing for the health benefit plan for university employees represented by  
26 the following entities:

- 27 (1) Alaska Higher Education Crafts and Trades Employees;
- 28 (2) Alaska Community Colleges' Federation of Teachers;
- 29 (3) United Academics;
- 30 (4) United Academics-Adjuncts.

31 (c) If a collective bargaining agreement listed in (a) or (b) of this section is not ratified

1 by the membership of the respective collective bargaining unit, the appropriations made by  
2 this Act that are applicable to that collective bargaining unit's agreement are reduced  
3 proportionately by the amount for that collective bargaining agreement, and the corresponding  
4 funding source amounts are reduced accordingly.

5 (d) Appropriations made in sec. 1 of this Act for salary and benefit adjustments as  
6 described in (a) and (b) of this section are for the benefit of the state's integrated  
7 comprehensive mental health program only and do not necessarily affect every group of  
8 noncovered employees or every collective bargaining unit listed in (a) and (b) of this section.

9 \* Sec. 10. This Act takes effect July 1, 2008.

2/5/09

House Finance  
FY 09  
Mental Health  
Budget Bill



**Alaska Mental Health Trust Authority**

*The* TRUST  
The Alaska Mental Health  
Trust Authority

UM FILE

HB 636712

# Key Terms of Settlement

- **Trust resources to act as a catalyst for change**
- **Separate appropriation bill**
- **Comprehensive planning for mental health program**
- **Trust Lands released for development**

## Trust beneficiaries

- **People with mental illness**
- **People with developmental disabilities**
- **People with alcoholism**
- **People with Alzheimer's disease and other dementia**
- **People with brain injury**

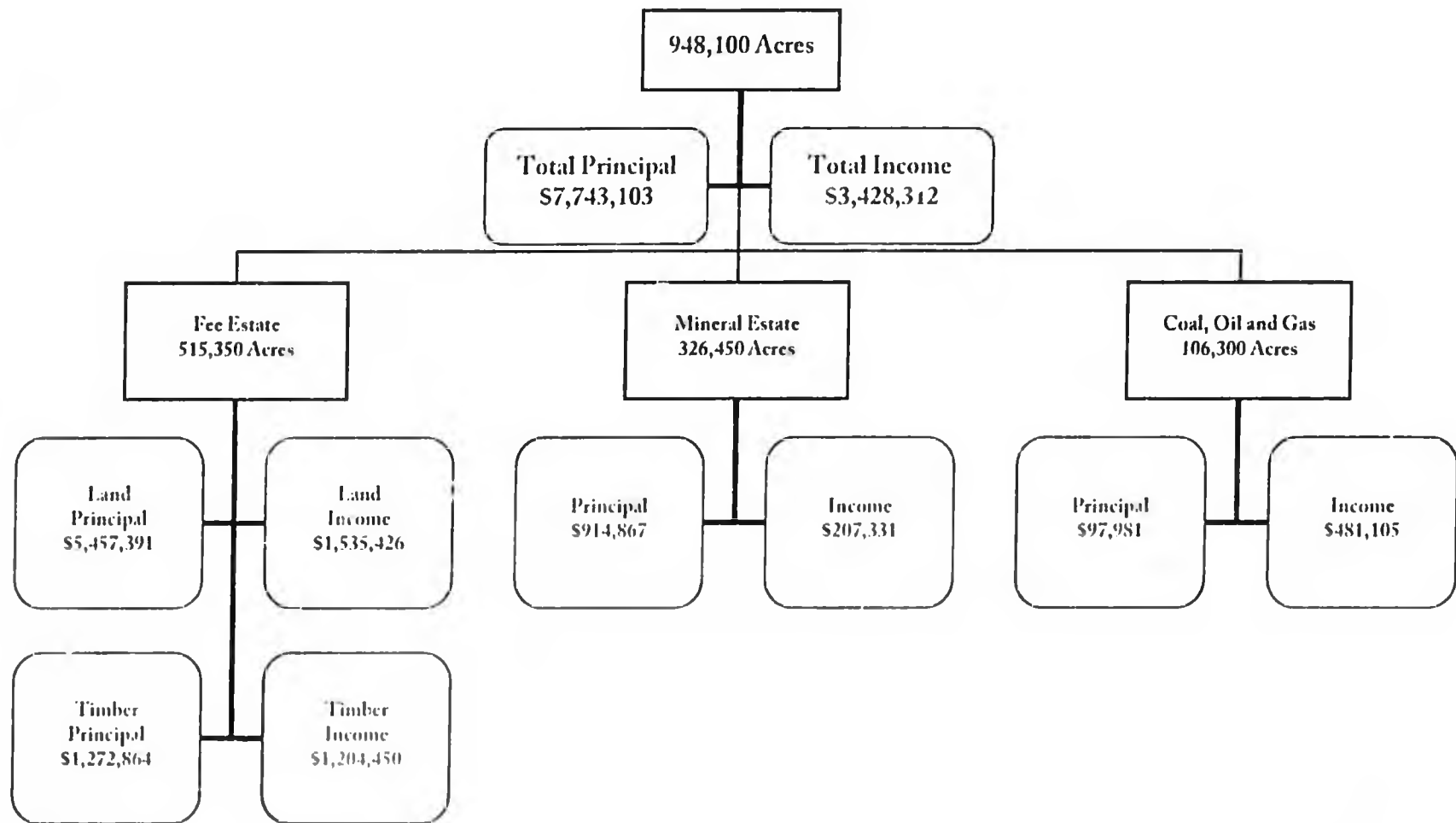
# TRUST ADVISORS

- **Alaska Mental Health Board**
- **Advisory Board on Alcoholism & Drug Abuse**
- **Governor's Council on Disabilities & Special Education**
- **Alaska Commission on Aging**
- **Commissioners of Health and Social Services, Natural Resources, Revenue, and Corrections**
- **Alaska Brain Injury Network**
- **Statewide Suicide Prevention Council**

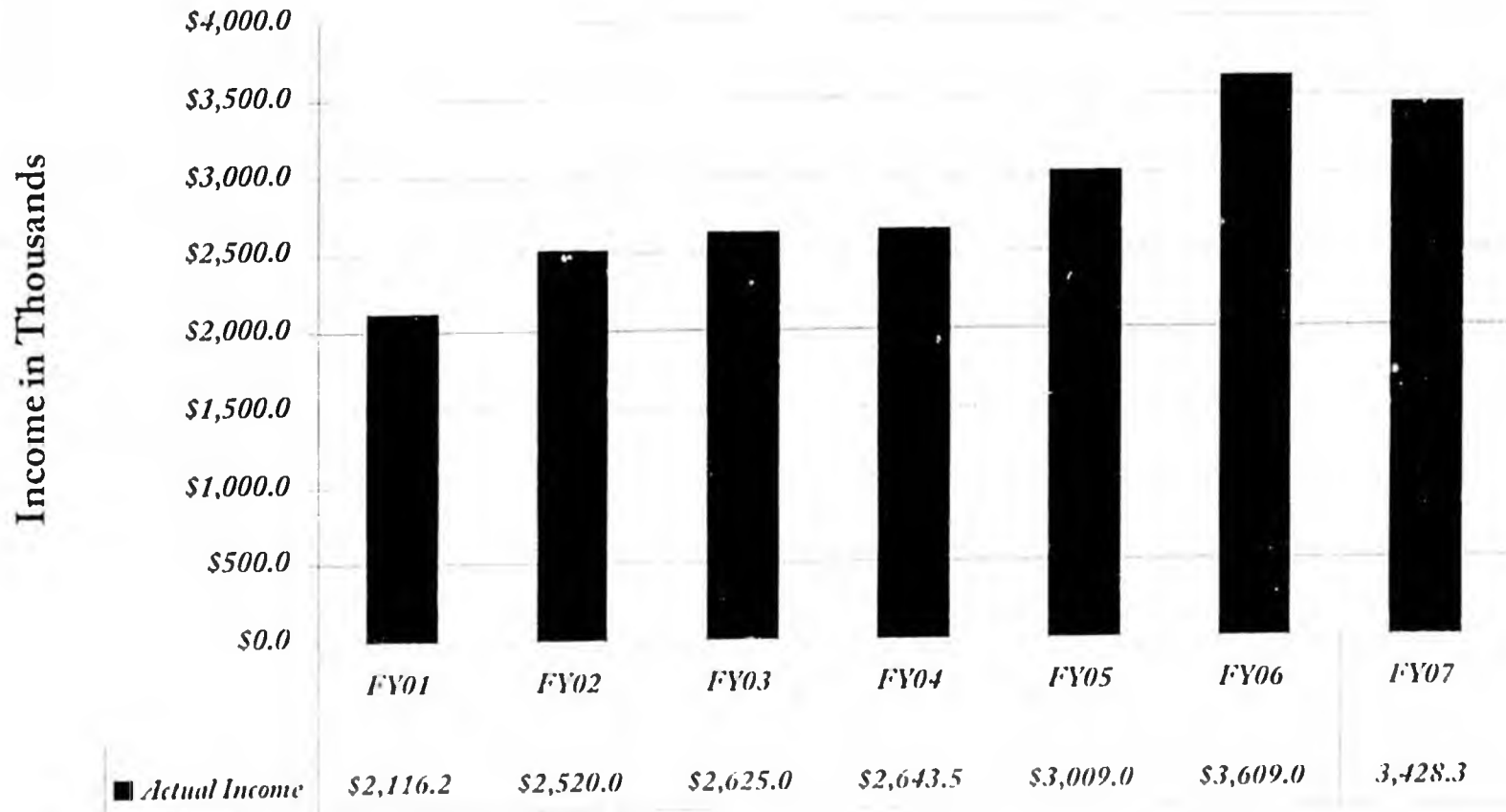
# Trust Funding FY09

|                                   |                     |
|-----------------------------------|---------------------|
| <u>Trust Distributable Income</u> |                     |
| Land Office Income                | \$ 1,600,000        |
| <i>Trust Fund Payout 4.25%</i>    | \$21,346,719        |
| Prior Year Lapse                  | \$ 4,356,596        |
| Interest                          | <u>\$ 1,650,000</u> |
| Total Trust Projected             | \$28,953,315        |

# FY07 Revenue from Trust Land



# Spendable Income from Trust Land



# Treatment and Services Work

- Fund behavioral health grant increments
- Support brain injury training increment
- Invest in community health centers
- Continue adult dental services
- Support underage drinking prevention program and new prevention increments
- Partner on autism services



# Formula for Success

- Identify a problem or community need
- Collaborate with governmental agencies, advisory groups, non profits, service providers, philanthropic organizations and private sector
- Develop strategic, sharply focused solutions
- Make lasting system improvements for Trust beneficiaries

*committed partners + strategic thinking = results for Trust beneficiaries*

## Five Focus Areas

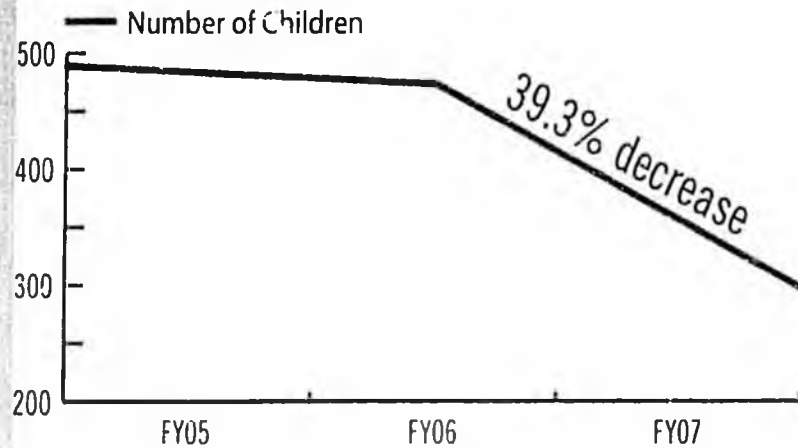
- **Bring the Kids Home**
- **Affordable, Appropriate Housing**
- **Disability Justice**
- **Trust Beneficiary Projects Initiative**
- **Workforce Development**

# Bring the Kids Home

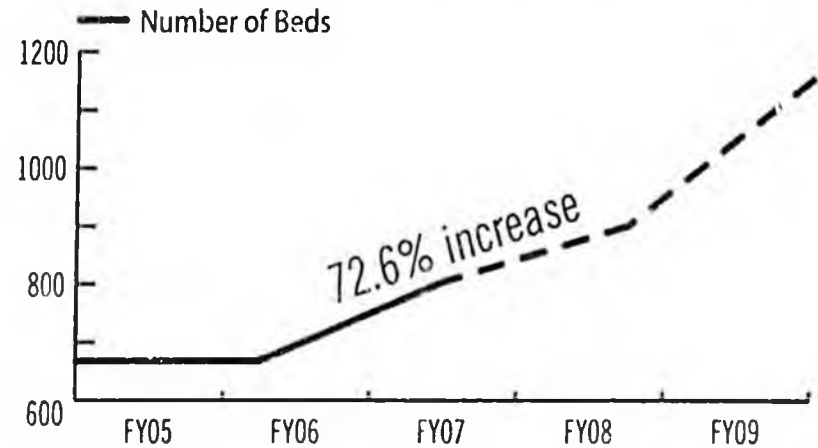
- **Problem or community need**
  - 700 Alaskan children with severe emotional disturbances separated from families, communities
    - placed in out-of-state residential psychiatric treatment centers
  - \$40 million for out-of-state care
- **Committed partners**
  - DHSS, Denali Commission, partner boards, Alaska Native health providers, other service providers, parents, advocacy groups, AHFC
- **Strategic thinking**
  - Each child treated at appropriate level of care as close to home as possible
    - Build appropriate treatment facilities in Alaska
    - Increase capacity/core competencies of in-state providers
    - Provide family supports
    - Involve parents and youth in the solutions

# Results for Beneficiaries

CHILDREN IN OUT-OF-STATE  
RESIDENTIAL TREATMENT FACILITIES

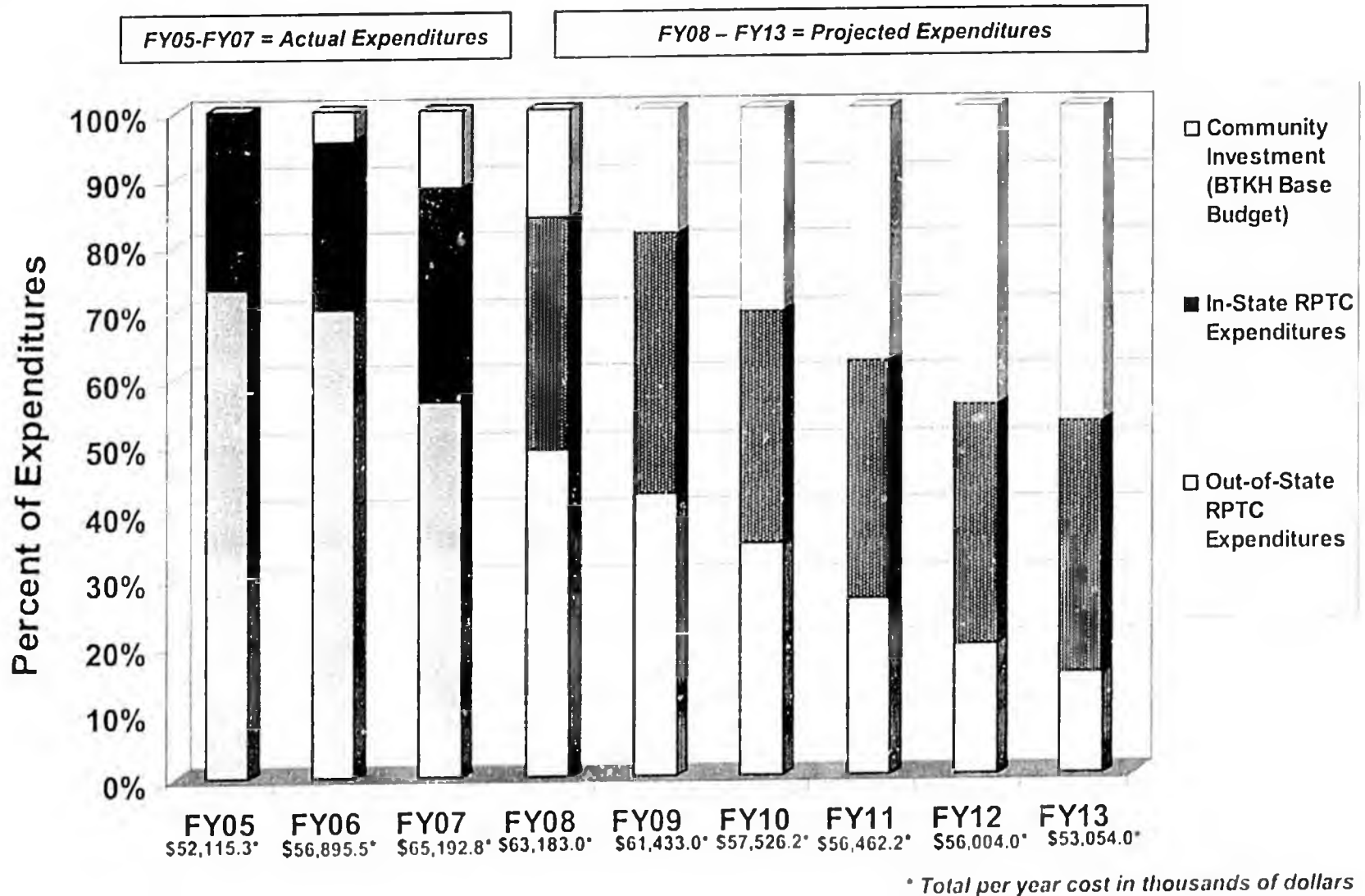


RESIDENTIAL TREATMENT CAPACITY IN ALASKA



- Number of youth admitted to out-of-state residential psychiatric treatment facilities dropped 39.3%, from 489 in FY05 to 297 in FY07
- Service capacity in state increased from 668 beds in FY05 to 804 beds in FY07
- Another 349 beds will be added in FY09, bringing total in-state capacity to 1,153 beds for a 72.6% increase over FY05

# Projected BTKH Reinvestment



Data for FY05-06 are from Behavioral Health based on paid claims for Medicaid data. Expenditure data for FY07 are from Finance Management Services and includes all claims incurred and paid in FY07 and claims incurred in FY07 and paid in the first quarter of FY08.

Ahead in '09

**Transition into BTKH Base Budget:**

|                              | MIITAAAR | GF/MH    | Total    |
|------------------------------|----------|----------|----------|
| • Peer navigation services   | \$ 0     | \$ 0     | \$ 0     |
| <i>Requested Amendments:</i> | \$ 50.0  | \$ 100.0 | \$ 150.0 |
| • Individualized services    | \$ 250.0 | \$ 250.0 | \$ 500.0 |
| • BTKH strong family voice   | \$ 25.0  |          | \$ 25.0  |

**Build capacity within BTKH Base Funding:**

|   |          |           |           |
|---|----------|-----------|-----------|
| • Community BH capacity development         | \$ 500.0 |           | \$ 500.0  |
| <i>Requested Amendments:</i>                | \$ 250.0 | \$1,250.0 | \$1,500.0 |
| • Crisis stabilization services (Anchorage) | \$ 100.0 | \$ 200.0  | \$ 300.0  |
| • Early childhood mental health             | \$ 225.0 | \$ 150.0  | \$ 375.0  |
| • School based services                     | \$ 300.0 |           | \$ 300.0  |
| • Foster parent/parent services             | \$ 75.0  | \$ 75.0   | \$ 150.0  |
| • RPTC training site                        | \$ 50.0  | \$ 50.0   | \$ 100.0  |

**BTKH Capital Funding:**

- Continue planning for projects in development for FY10. No FY09 budget request.

*Funding in thousands of dollars*

# BTKH 5-Year Plan

## Capacity Infrastructure Development

| <i>GF/MH</i> | <i>federal</i> | <i>other</i> | <i>total</i> |
|--------------|----------------|--------------|--------------|
| \$17,480.0   | \$1,250.0      | \$135.0      | \$18,865.0   |

- Expanding grant services
- Implementing system for access to individualized funding
- Developing crisis stabilization services statewide
- Obtaining a foster care rate increase

## Community Diversion, Care Coordination and Gate Keeping

| <i>GF/MH</i> | <i>federal</i> | <i>total</i> |
|--------------|----------------|--------------|
| \$2,361.1    | \$544.5        | \$2,905.6    |

- Linking families with supports
- Managing access to residential care resources
- Developing partnerships to support children and families in lower levels of care
- Developing peer to peer supports

## System Management, Outcomes Tracking & Continuous Quality Improvement

| <i>GF/MH</i> | <i>federal</i> | <i>total</i> |
|--------------|----------------|--------------|
| \$2,203.1    | \$105.0        | \$2,308.1    |

- Evaluating individual clinical, family, provider and system outcomes
- Developing and implementing regulations and policy changes
- Supporting provider & tribal health infrastructure development

*Funding in thousands of dollars*

# Affordable, Appropriate Housing

- **Problem or community need**
  - 3,500 Alaskans homeless on any given night
    - 1,600 are in families with children
    - disproportionately affects Trust beneficiaries
    - can end up clients of public safety, courts, corrections
    - safe, affordable, appropriate housing key to healthy lifestyle
  - housing alone is not enough – need supportive services
- **Committed partners**
  - governor's office, AHFC, DHSS, regional tribal housing authorities, HUD, USDA-Rural Development, Wells Fargo Bank, Rasmuson Foundation, social service providers, homebuilders
- **Strategic thinking**
  - create a housing trust
    - invest in permanently affordable housing
    - include supportive services (case management, treatment, crisis intervention, tenant education, financial literacy, job counseling, life skills training)
    - administer through AHFC

# Alaska Housing Trust

- **A proven model**
  - 600 housing trust funds operating nationwide in more than 30 states
  - generate more than \$1.6 billion a year
  - each \$1 spent leverages \$7 in other funds
  - combines housing with supportive services

# Alaska Housing Trust

- **Why a housing trust in Alaska?**
  - 4,000 Alaskan households on waiting list for public housing
    - most are families with children
    - families with children fastest growing segment of homeless population
  - 20,000 low income Alaskan households spend more than 50% of income on housing costs placing them at risk of homelessness
    - 57% of Alaskans cannot afford a median priced home
    - 46% of Alaskans cannot afford average rent
  - high personal cost to individuals and families
    - greater family stress
    - lower student achievement
    - vulnerable to crime victimization
  - insufficient supportive housing driving individuals to services only reimbursable by Medicaid
    - contributes to increased State costs for emergency services, medical/behavioral health services, public safety, courts, jails

# Alaska Housing Trust

- **A housing trust allows projects such as:**
  - Construction of new housing
  - Purchase and rehabilitation of existing housing
  - Purchase of land and support for land trusts
  - Case management, counseling supports and housing operations funding
  - Crisis intervention services and financial counseling

# Results for Alaska

- **Creates permanently affordable housing**
- **Promotes strong families and community stability**
- **Children more successful in school**
- **Seniors and persons with disabilities can live independently with dignity**
- **Grows State services without expanding government's size**
- **Reduces public funding for other services (public safety, courts, jails)**
- **Helps keep Alaska's housing construction industry strong**
- **Encourages partnerships between Alaska's social service and business sectors**

# Results for Beneficiaries

- **Homelessness among Trust beneficiaries linked to**
  - challenges associated with disabling conditions
  - lack of opportunities for economic advancement
  - need for supportive living situations
  - accommodations required to meet special needs
- **Supportive housing can provide**
  - case management
  - treatment
  - crisis intervention
  - tenant education
  - financial literacy
  - job counseling
  - life skills training
- **Less likely to end up in revolving door of State supported services**
  - emergency hospital and psychiatric services, shelters, courts, jails

## Ahead in '09

- **Governor's Council on the Homeless**
  - expanded to include additional commissioners and rural housing authority representatives
  - charged with creating and overseeing housing trust
- **\$10 million in Governor's capital budget**
  - \$2.5 million GF
  - \$2.5 million AHFC
  - \$2.5 million The Trust
  - \$2.5 million public/private donors
- **Enabling legislation – HB324 & SB231**
  - AHFC will administer housing trust fund
- **Pilot project in progress**
  - \$1 million from The Trust
  - \$1 million matching from Rasmuson Foundation
  - AHFC, Municipality of Anchorage and The Trust combined application processes for AHFC's FY08 capital projects

# Disability Justice

- **Problem or community need**
  - 42% of those incarcerated in DOC on a given day were Trust beneficiaries
  - hundreds of beneficiaries incarcerated for their “safety” because services not available
  - thousands of beneficiaries arrested for “status offenses” resulting from behaviors associated with symptoms of their disorders
  - beneficiaries who do not receive mental health services after release have higher recidivism rates
- **Committed partners**
  - Alaska Court System, DOC, DHSS, Law, Public Defender Agency, Public Safety, University of Alaska, local governments, law enforcement, behavioral health treatment providers

# Effects of Public Policy Options on Criminal Justice Systems in Washington State

- **Programs in adult offender system**
  - Adult mentally ill program (-20%)
  - Intensive supervision: treatment-oriented programs (-16.7%)
  - Vocational education in prison (-9.0%)
  - Adult drug courts (-8.0%)
  - Cognitive-behavioral therapy in prison or community (-7.0%)
  - Drug treatment in in prison (therapeutic communities or outpatient) (-5.7%)
- **Programs in juvenile offender system**
  - Multidimensional treatment foster care (-22.0%)
  - Adolescent diversion project for lower risk offenders (-19.9%)
  - Counseling/psychotherapy for juvenile offenders (-18.9%)
  - Functional family therapy on probation (-15.9%)
  - Family integrated transitions (-13.0%)
  - Other family-based therapy programs (-12.2%)
  - Multi-systemic therapy (-10.5%)
  - Juvenile behavior modification (-8.2%)
  - Juvenile drug courts (-3.5%)
  - Juvenile cognitive-behavioral treatment (-2.5%)

*\*\*From Washington State Institute for Public Policy presentation to the Alaska Senate 2008 Crime Summit\*\**

# Strategic Thinking

- **Recommendations from study of Trust beneficiaries in DOC**
  - continue support for existing diversion programs
    - therapeutic mental health and addiction courts, specialized release programs
  - improve screening and assessment to capture higher, more accurate count of Trust beneficiaries
  - develop more community-based mental health, substance abuse treatment and support services for beneficiaries exiting DOC
  - expand culturally sensitive programs for Alaska Natives, who have highest recidivism among Trust beneficiaries receiving treatment after release



Ahead in '09

|   | <u>MITTAAR</u> | <u>GF/MIH</u> | <u>Other</u> | <u>Total</u> |
|---|----------------|---------------|--------------|--------------|
| <b><u>Sustain &amp; Expand Therapeutic Models &amp; Practices</u></b>                             |                |               |              |              |
| • Fairbanks Juvenile Mental Health Court  | \$263.3        |               |              | \$263.0      |
| • Juneau Mental Health Court  | \$204.4        |               |              | \$204.4      |
| • Anchorage Mental Health Court – Increased Capacity  | \$ 99.4        |               |              | \$ 99.4      |
| <b><u>Transitional Planning for Beneficiaries Involved with Criminal Justice System</u></b>       |                |               |              |              |
| • APIC Discharge Planning Model   | \$210.0        | \$ 50.0       |              | \$260.0      |
| • Increased Mental Health Clinician Capacity  |                |               | \$446.0      | \$446.0      |
| • Residential Substance Abuse Treatment   |                |               | \$331.8      | \$331.8      |
| • Institutional Outpatient Substance Abuse Treatment  |                |               | \$801.0      | \$801.0      |
| • Increased Mental Health Clinician Capacity  | \$189.2        | \$ 264.2      |              | \$453.4      |
| • Develop Alternatives to Incarcerations for Title 47<br>Substance Abuse Protective Custody Holds | \$480.0        |               |              | \$480.0      |

*Funding in thousands of dollars*

# Workforce Development

- **Problem or community need:**
  - shortage of health care workers in Alaska at near-crisis level
  - health services industry fastest growing sector of Alaska's economy, more than 7% of workforce
  - burgeoning demand for increased health services for the state's steadily growing and aging population, some are Trust's beneficiaries
  - need to increase pool of qualified employees in Alaska who serve Trust beneficiaries and keep adequately trained
- **Committed partnerships:**
  - More than 20 partners
    - service providers, DHSS, Dept. Labor and Workforce Development, non-profit and faith-based organizations, University of Alaska system
- **Strategic thinking:**
  - Key focus areas
    - recruitment,
    - retention
    - training

## Ahead in '09

- Support student loan repayment strategies for health professionals
- Support increments for University of Alaska health programs
  - Increases training for careers in beneficiary-related services
  - Interdisciplinary education in children's mental health

# Trust Beneficiary Projects Initiative

- **Problem or community need:**
  - involve consumers in defining their recovery
  - may prevent need for more intensive traditional service
  - beneficiaries and families interested in developing consumer-driven services but lack expertise or training
- **Committed partners:**
  - beneficiary grantees, 25 since program began in 2006
  - Trust advisory boards, SAMHSA, Division of Behavioral Health, First Alaskans Institute, Rasmuson Foundation, and national and state technical assistance providers
- **Strategic thinking:**
  - provide grantees with seed money and technical assistance
    - administered through a contract with The Foraker Group
    - fund grassroots projects that focus on peer-to-peer support
  - Mini grants for equipment and services to directly improve beneficiaries' quality of life and independent functioning
  - Small Projects grants for one-time, small beneficiary-directed projects
    - \$250,000 annually

# Results for Beneficiaries

- **Wide range of beneficiary-run programs**
  - peer-support services
  - clubhouses
  - drop-in centers
  - community outreach
  - illness self-management
- **In communities from Nenana to Ketchikan**
- **Provides sense of empowerment**
- **Promotes recovery among both the beneficiary providers and recipients**
- **FY07 more than 1,600 Trust beneficiaries received direct or indirect services nearly all provided by fellow beneficiaries and/or family members**

# Medicaid

- **Medicaid funding critical to Trust beneficiaries**
  - **Support rate adjustments to ensure services are available**
  - **Fund increments to replace Pro Share**

# Alaska Mental Health Trust Authority

3745 Community Park Loop, Suite 200  
Anchorage, AK 99508

(907) 269-7960 Telephone

(907) 269-7966 Fax

[www.mhtrust.org](http://www.mhtrust.org)

Bring the Kids Home



3 Year Update

State of Alaska • Department of Health & Social Services • Fiscal Years 2005 - 07

More information can be found on our Web site: <http://www.hqs.state.ak.us/commissioner/btkhr/>



**Bring the Kids Home** is an initiative to return children with severe emotional disturbances from out-of-state residential facilities to treatment in Alaska and to keep new children from moving into out-of-state care.

**Three primary goals guide the initiative:**

- Significantly reduce the numbers of children and youth in out-of-state care and ensure that the future use of out-of-state facilities is kept to a minimum.
- Build the capacity within Alaska to serve children with all intensities of need.
- Develop an integrated, seamless system that will serve children in the most culturally competent, least restrictive setting, and as close to home as possible.

**History:**

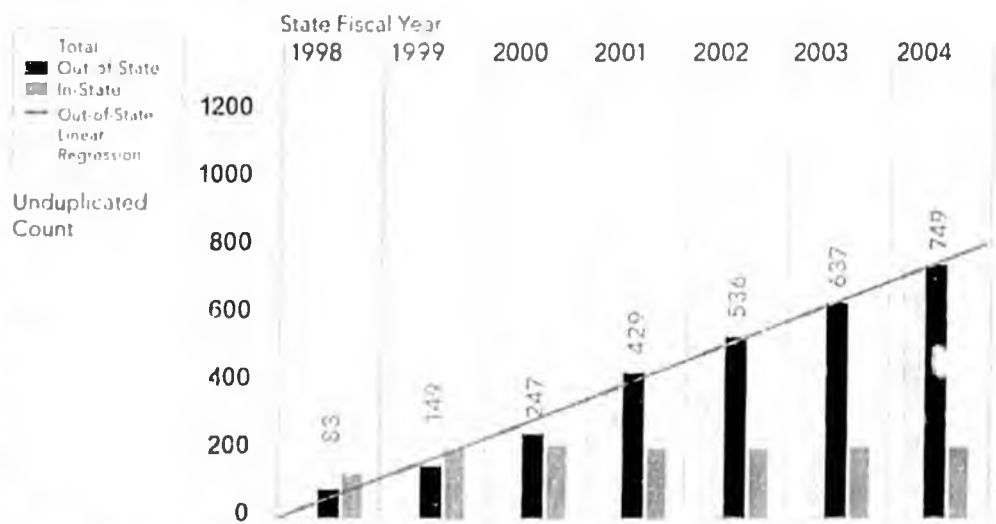
From 1998 to 2004, Alaska's behavioral health system became increasingly reliant on Residential Psychiatric Treatment Centers (RPTC) for treatment of youth with severe emotional disturbance. Out-of-state placements grew by nearly 800 percent. Alaska Native children were over-represented. 49 percent of children in state custody and 22 percent of non-custody children in out of state placements were Alaska Native while only 16 percent of the general population is Alaska Native.



## Out-of-State Residential Psychiatric Treatment Centers

Between fiscal year 1998 and fiscal year 2004, out-of-state Residential Psychiatric Treatment Centers (RPTC) Medicaid expenditures experienced an overall increase of over 1,300 percent. By fiscal year 2006, Medicaid expenditures were over \$40 million for a relatively small number of children with severe emotional disturbances in out-of-state Residential Psychiatric Treatment Centers.<sup>1</sup>

**Distinct Count of Medicaid Residential Psychiatric Treatment Centers (RPTC) Recipients**

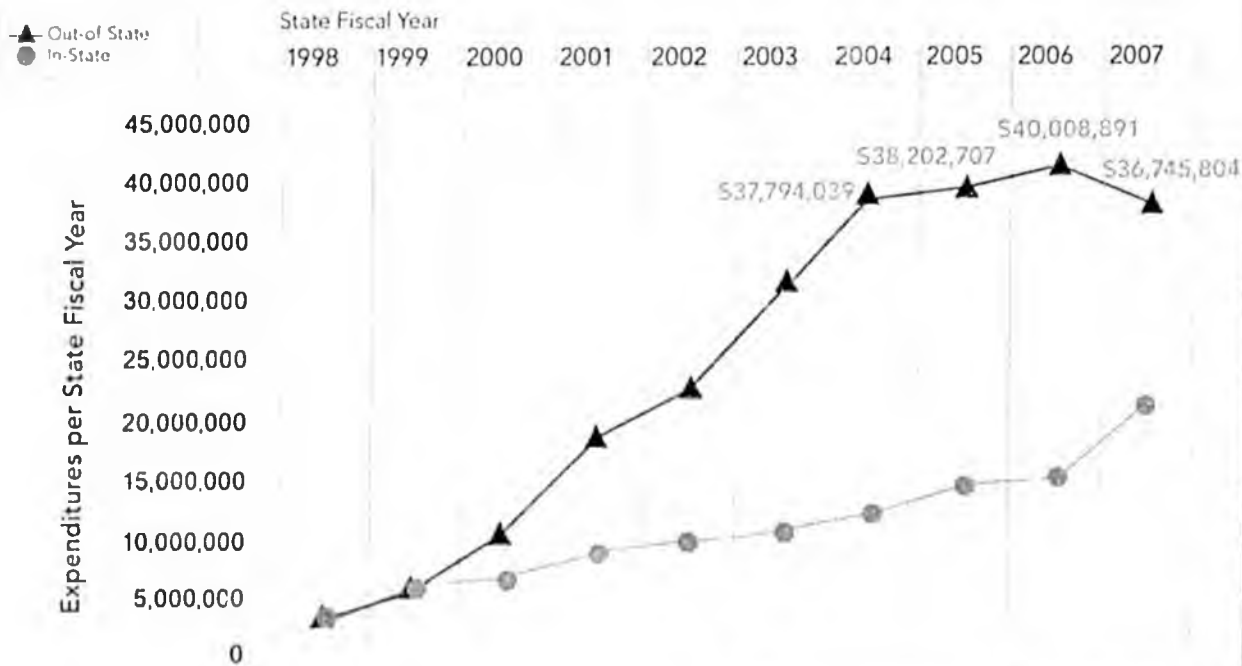


<sup>1</sup> Data found in this update are from Behavioral Health's report "Understanding the Needs of Alaska's Children with Severe Emotional Disturbances" and are being included here to provide a historical context for the data. For more information, please visit <http://www.alaska.gov/behavioralhealth/>.

By fiscal year 2006, Medicaid expenditures were over \$40 million for a relatively small number of children with severe emotional disturbances in out-of-state Residential Psychiatric Treatment Centers.



### Residential Psychiatric Treatment Centers: Decrease in Out-of-State Expenditures and Shift to In-State Care



State Fiscal Year (SFY) calculations completed by the Department of Health & Social Services (DHSS) in conjunction with the Alaska Department of Health & Social Services (ADHSS) are based on the data reported and paid in FY07, as well as those reported in FY07 and paid in the first quarter of FY08. SFY06 calculations were based on data reported in FY07. Expenditures for out-of-state residential psychiatric treatment centers for the period from 1998 and 2005 were based on data reported in FY07 and for the year 2006 were based on data reported in FY08.



## System impact of these trends:

The foregoing cited trends limit the development of in-state mental health care because Alaska Medicaid resources are already invested in the out-of-state services. These trends create difficulty coordinating a child's return home, resulting in problems with medication management, school records and involving families in clinical supports in the community. Families and children are separated and cultural differences can be significant. If children need residential care, it is better delivered close to home.

As noted, these trends represent a financial investment in residential services. However, waiting until children move into residential care increases the problems experienced by the child, the family and the community. Alaska needs proactive, community-based services to keep children from becoming severely disturbed and needing residential treatment, as well as in-state residential services for children with severe emotional disturbances.

## Human impact of these trends:

When a child needs intensive mental health services in Alaska, the family often faces a serious dilemma: what is the best thing for their child and what can they afford?

**A story (names and situation are composites to preserve privacy):**

*When Jill was 13, she became withdrawn and suicidal. Her mother (Lisa) tried counseling, consequences and bribes. Nothing helped. Jill attempted suicide when she was 14. By*

then, their insurance benefits were used up. The family went to a Community Mental Health Center (CMHC), but services were limited by funding, workforce, training and geography. Both Lisa and the CMHC were afraid that Jill would hurt herself again. Lisa took increasing time off from work and her boss began to complain. The younger children started to act out. Local residential treatment facilities did not want to admit a child who had attempted suicide when there were other children with less severe problems being referred.

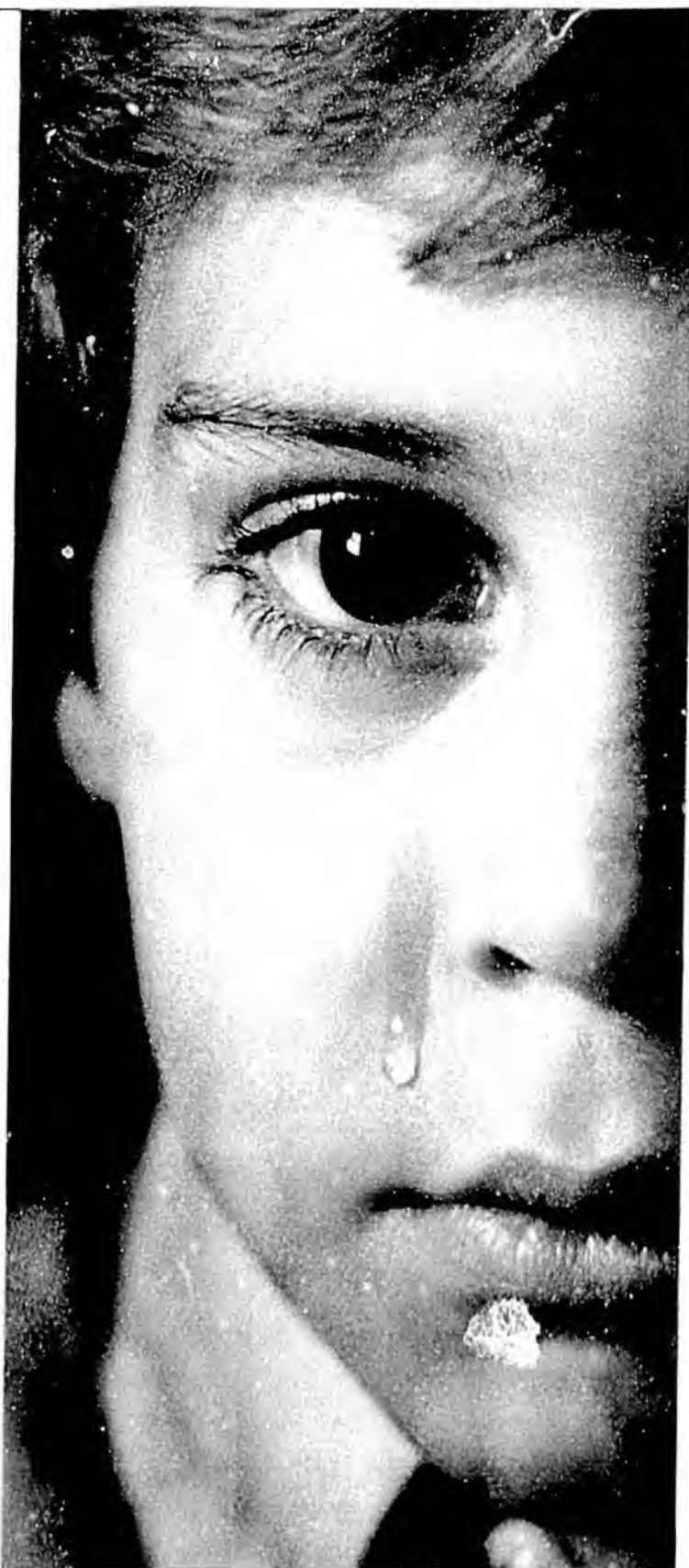
A friend told Lisa about an out-of-state facility that boasted a strong school program and welcomed suicidal and depressed children. The state would pay for Jill's treatment after 30 days. Out-of-state residential care seemed the only option.

#### **How can families manage in these very difficult circumstances?**

Problems exist with a system that cannot provide care before a child becomes severely disturbed. Problems can include:

- The family's insurance, financial and emotional resources are exhausted.
- Family relationships are disrupted and the other children begin to have difficulties.
- The child becomes more disturbed.
- School performance suffers and school resources are stretched thin.
- The juvenile justice or children's protective services systems become involved.

A frequent result is that a child enters acute care and is referred for long-term residential placement. After 30 days, the state begins to pay for most residential care through Medicaid.



# Bring the Kids Home Accomplishments:

The following is a summary of Bring the Kids Home accomplishments. Detailed reports and budget information are available on the Bring the Kids Home Web site at: [hss.state.ak.us/commissioner/btkh/](http://hss.state.ak.us/commissioner/btkh/).

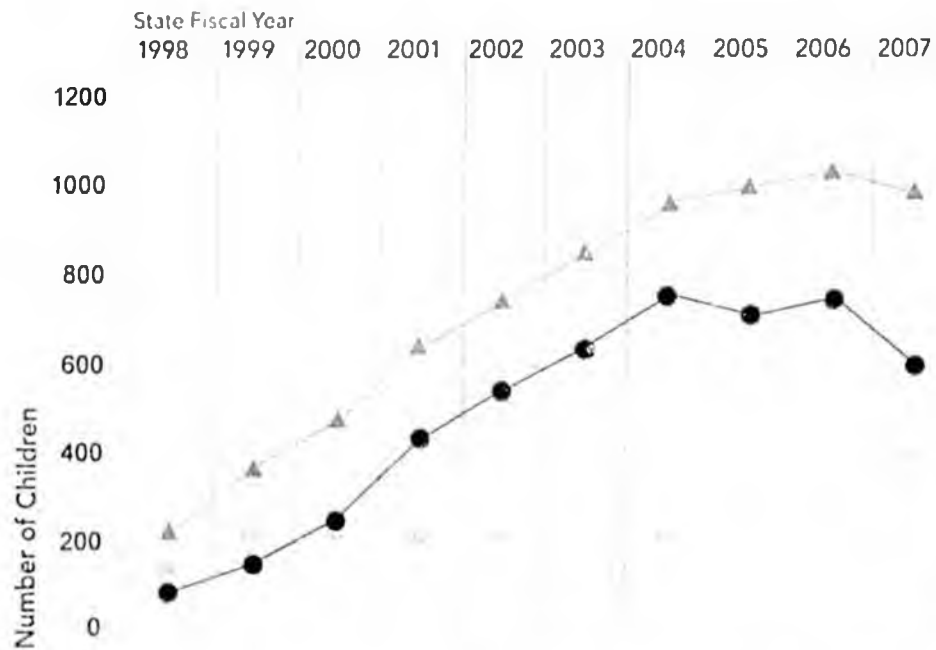
## Capacity Development

- 28 new Bring the Kids Home operating grants are developing services in 12 communities. During fiscal year 2006 and 2007, 56 new in-state beds were developed, 236 children were stepped down from more restrictive in-state or out-of-state care and approximately 500 children were served.
- Individualized Service Agreements (ISA) were created to fund services to prevent children from moving into residential care. During the first full year, ISA supported 61 children in community-based settings.
- A Department of Health & Social Services rate review mandated an 18 percent increase for behavioral rehabilitation services and new regulations expanded access to 54 in-state beds for non-custody children. During fiscal year 2007, the length of stay for non-custody children in in-state Residential Psychiatric Treatment Centers was 141 days, whereas the out-of-state average was 335 days.
- Funding was identified to develop a facility in Anchorage to stabilize children in acute crisis and help return them to community settings. This will proceed in fiscal year 2008.
- Regulations were developed for school Medicaid mental health service delivery as part of a child's individualized education plan. During fiscal year 2008, a "tool kit" will be created to assist with expanding school mental health capacity. Two schools enrolled in fiscal year 2007.
- New capital funding is developing residential treatment/group homes in Anchorage, Fairbank, Juneau, Ketchikan, Kenai, Kotzebue, Dillingham and Eklutna.
- New funding is supporting expanded tribal mental health services that are culturally competent, closer to home, and that access the 100 percent federal reimbursement rate. One new tribal facility estimates full year savings of state general funds of \$500,000.
- Workforce issues are being addressed with new grants: through training and mentoring, and through the Bring the Kids Home workforce subcommittee. During fiscal year 2007 the "Residential Services Certificate Program" enrolled 58 students; the Fetal Alcohol Spectrum Disorder demonstration waiver trained its first cohort of over 25 participants, and a statewide early childhood mental health learning collaborative trained providers and began follow-up mentoring.

## How do outcomes reflect this capacity development?

Out-of-state care is declining and in-state care is increasing. (Table shows the distinct count of children served in Residential Psychiatric Treatment Centers during a fiscal year.)

### Change in In-State and Out-of-State Residential Psychiatric Treatment Centers Placements Over Time



---

## Community Diversion, Care Coordination and Gate Keeping:

- A new care coordination team within the Department of Health and Social Services is monitoring referrals to out-of-state Residential Psychiatric Treatment Centers (RPTC) care, ensuring use of in-state resources prior to out-of-state RPTC care and engaging in system development. The team's activities will expand during fiscal year 2008. A pilot project by this team diverted 37 children in acute care from out-of-state Residential Psychiatric Treatment Centers care during fiscal year 2007.
- Parent/Peer Navigation grants are diverting youth from residential care by helping parents and youth navigate the system and access in-state resources. Between March and September 2007, 55 youth referred for Residential Psychiatric Treatment Centers care were served. Of these, 45 percent (25) were able to remain in community settings. Another 34 percent moved into in-state residential settings. In total, 79 percent were maintained in-state.
- Behavioral Health held Bring the Kids Home summits in 2007 in Bethel, Fairbanks, Juneau, Kenai and Kodiak to identify service gaps and to build collaboration. Additional summits will be held in fiscal year 2008, starting with Kotzebue. Information is used for planning, system development and ongoing coordination of services for children and families.
- In 2007, the Department of Health and Social Services began a pilot project to return/divert children from the Mat-Su region from out-of-state care. The contractor will coordinate comprehensive service plans for the children and their families. If effective, this model may be expanded.
- A new fiscal year 2008 project will coordinate educational transitions, establish protocols and monitor success for children returning from care in Residential Psychiatric Treatment Centers.
- A Level of Care Assessment was implemented at three acute care sites to standardize decision-making. During 2008, it will become part of out-of-state placement reviews.

## How do these activities affect outcomes?

For non-custody children, there is a decrease in the number out-of-state and an increase in those placed in-state. For children in state custody, systems were already in place for coordination and gatekeeping, so less impact is evident. (Table shows the distinct count of children admitted to Residential Psychiatric Treatment Centers during a fiscal year).



Residential Psychiatric Treatment Center Recipients "Admitted"

