

ALASKA LEGISLATURE

2379

HOUSE and SENATE FINANCE COMMITTEE FILES, 2001 - 2002

Nuiqsut	Construct Cultural Center	939,800	NPR-A development will impact the cultural resources of Nuiqsut. Cultural hall mitigates impacts by providing for cultural displays and storage. Anticipated level of activity at Kisik Hall make it unsuitable to serve as a cultural center as well.	Agreement Executed 29-Apr-00
Nuiqsut	Daycare Construction/Operation and Maintenance	495,400	Need for the facility can be linked to the present and foreseeable impacts of NPR-A development.	Agreement Executed 29-Apr-00
Nuiqsut	Basic Government Operation/Maintenance	200,000	Grant funds will supplement staff salaries for a full-time mayor/administrator, grants administrator, bookkeeper and clerk.	Grant closed 8/01
Nuiqsut	Kisik Hall Expansion	340,000	Increased use of city hall is anticipated to result directly from the NPR-A development. Renovation will help alleviate these impacts.	Agreement Executed 29-Apr-00
Nuiqsut	Boat Dock With Ramp	765,000	NPR-A uplands development will displace subsistence users from some uplands areas. A boat ramp will give subsistence hunters better access to the ocean.	Agreement Executed 29-Apr-00
Nuiqsut	Fencing for Graveyard	156,000	Provides mitigation for foreseeable NPR-A impacts through the protection of cultural resources.	Agreement Executed 29-Apr-00
TOTAL FUNDS AWARDED IN FY 00		<u>\$28,000,000.00</u>		

FY 2001 NPR-A IMPACT AWARDS

<u>Grantee</u>	<u>Project</u>	<u>Funds Awarded</u>	<u>Comments on Award</u>	<u>Current Status of Grant</u>
Barrow	Public Facilities - Maintenance and Operation	450,000	Project will maintain safe and improved recreational facilities. This alleviates adverse social and cultural impacts from oil and gas development.	Agreement Pending Closeout of FY00 Grant
North Slope Borough	Harvest Monitoring: Subsistence Documentation	100,000	This is Phase II of the FY00 study.	Agreement Pending Closeout of FY00 Grant
North Slope Borough	Waterfowl Surveys	150,000	This is Phase II of the FY00 surveys.	Agreement Pending Closeout of FY00 Grant
North Slope Borough	Tracking & Analysis of the Teshekpuk Lake Caribou Herd	150,000	This is Phase II of the FY00 study.	Agreement Pending Closeout of FY00 Grant
North Slope Borough	Wainwright Basic Operations	250,000	Project provides assistance such as supplementing salary costs, purchasing supplies/equipment and providing training to city staff necessary to successfully operate the local government.	Agreement executed 7/01
Nuiqsut	Basic City Government Operations	200,000	Positions needing funding include the mayor, custodian, grants administrator and clerk.	Agreement Pending - Grant Negotiation in Progress
Nuiqsut	Cultural Center Operations	288,000	Project will increase the Cultural Guardian position to full-time once facility is complete.	Agreement Pending Closeout of FY00 Grant to Construct the Cultural Center
Nuiqsut	Teen Center Operation & Maintenance	121,310	Funds needed for staff salaries including adult recreation aides and part-time student hires.	Agreement Pending - Grant Negotiation in Progress
Nuiqsut	Construct Wooden Deck Ball Court	30,000	The court is essential for recreational use by the youth residents.	Agreement Pending - Grant Negotiation in Progress
Nuiqsut	Construct Emergency Hunting Shelters	60,000	Project provides a health/safety benefit to resident hunters.	Agreement Pending - Grant Negotiation in Progress
TOTAL FUNDS AWARDED IN FY01		\$1,799,310.00		

FY 2002 NPR-A IMPACT AWARDS

<u>Grantee</u>	<u>Project</u>	<u>Funds Awarded</u>	<u>Comments on Award</u>	<u>Current Status of Grant</u>
Atqasuk	Renovate Recreation Center	49,000	This phase includes installation of an efficient waste heating system.	Pending appropriation from Legislature
Atqasuk	City Operations	249,057	Project supplements operations with partial salaries for the mayor, janitor, recreational aides and city clerk.	Pending appropriation from Legislature
Barrow	Summer Youth Program	50,000	Project includes the annual Summer Clean-up Program which employs up to 60 youth as a service to the community.	Pending appropriation from Legislature
Barrow	Public Facilities Operations	350,000	Project will maintain safe and improved recreational facilities and supplement funding for the Summer Youth Program.	Pending appropriation from Legislature
North Slope Borough	Wainwright Basic Operations	250,000	Project provides operational assistance such as salaries, equipment and training to city staff with the goal of increased efficiency and an improved level of service to residents.	Pending appropriation from Legislature
North Slope Borough	Nuiqsut Natural Gas Project	450,000	Project provides an alternative to high energy costs and increased demand created by the oil and gas activity.	Pending appropriation from Legislature
North Slope Borough	Capacity Building	100,000	This involves each community within the Borough, encouraging consolidation of resources between city & tribal governments to result in the formation of partnerships to generate revenue necessary for a common goal: economic viability of the NPR-A communities.	Pending appropriation from Legislature
North Slope Borough	Mayor's Workforce Job Training Program	<u>300,943</u>	Project mitigates impacts by supplying entry-level employment in village positions that have been vacated due to oil and gas development.	Pending appropriation from Legislature
TOTAL AWARDED IN FY02		\$1,799,000.00		



Official Business

Alaska State Senate

Senate Finance Committee

Mail Stop 3100
State Capitol
Juneau, Alaska 99801-1182

Committee Substitute for Senate Bill 185 (Fin)
Version 22-LS0465\U

Amendment 22-LS0465\U.1

Sunsets the changes made to the PCE program in CSSB 185 (Fin) after 5 years and restores the current program provisions.

The amendment is incorporated into the existing CSSB 185 (Fin) by inserting a new section containing the current statutory language following each section of the committee substitute:

- Section 1 of CSSB 185 changes 42.45.100(a) to specify that PCE 's purposes is to equalize power cost per kWh at a cost close to the mean in Anchorage, Fairbanks and Juneau.

Amendment U.1 inserts a new Section 2 reverting AS 42.45.100(a) to the c rrent language of close to **or equal to** the cost.

- Section 2 of CSSB 185 will be renumbered as Section 3. This section amends AS 42.45.110(b) revising the maximum eligible kilowatt-hours of residential use for which a utility may receive PCE to 450 kWh for September–March and 350 kWh for April-October.

Amendment U.1 inserts a new Section 4 reverting AS 42.45.110(b) to the current maximum of 500 kWh per month.

- Section 3 of CSSB 185 will be renumbered as Section 5. This section amends AS 42.45.110(c), raising the floor from 12¢/kWh to 16.75¢/kWh

Amendment U.1 inserts a new Section 6 reverting AS 42.45.110(c) to the current floor of 12¢/kWh effective July 1, 2007 and each following state fiscal year.

- Section 4 of CSSB 185 will be renumbered as Section 7. This section amends AS 42.45.110(d) specifying that PCE shall be used to reduce the cost of power sold to residential customers of not more than 450 kWh/month from September–March and 350 kWh for April-October

Amendment U.1 inserts a new section 8 reverting AS 42.45.110(d) to the current provision of 500 kWh per residential customer per month.

- Section 5 of CSSB 185 will be renumbered as Section 9 and contains the legislative intent to review the PCE statutes if the amount available from the endowment is in excess of what is needed to pay for the program.

Amendment U.1 deletes Section 6 of CS SB 185 containing the July 1, 2002 effective date and inserts the following two sections relating to effective dates:

Section 10: Sections 1,3,5,7 and 9 (the actual changes to the PCE program) are effective July 1, 2002

Section 11: Sections 2,4,6 and 8 (the existing statutory language) are effective July 1, 2007.



Alaska State Senate

Senate Finance Committee

Official Business

Mail Stop 3100
State Capitol
Juneau, Alaska 99801-1182

Committee Substitute for Senate Bill 185

- Changes the purpose of the program to equalize power cost per kilowatt-hour statewide at a cost **close to** the average weighted cost per kilowatt hour in Anchorage, Fairbanks and Juneau.
- Changes the eligible monthly residential consumption from a maximum of 500 kilowatt-hours to a maximum of 450 kilowatt-hours for the months October through March, and a maximum of 350 kilowatt-hours for the months of April through September (the original SB 185 reduced the maximum eligible to 400 kilowatt-hours per month)
- Raises the floor at which PCE payments may be made from 12 cents per kilowatt hour to 16.75 cents per kilowatt hour.

Under the current statute, the Regulatory Commission of Alaska obtains information from five utilities to calculate the average "urban" residential cost of power: Anchorage Municipal Light & Power (AM&LP), Chugiak Electric Association (CEA); Matanuska Electric Association for Anchorage (MEA); Golden Valley Electric Association for Fairbanks (GVEA); and Alaska Electric Light & Power for Juneau (AEL&P). Using FY 01 data from AIDEA, the statewide cost per kilowatt hour excluding AML&P, CEA, GVEA and AEL&P is 15.59 cents per kilowatt hour; when MEA is added to the mix, the statewide cost per kilowatt hour is increased to 18.84 cents per kilowatt hour.

- With these changes, the cost of the power cost equalization program, assuming that residential customers and community facilities use the maximum eligible amount of kilowatt hours every month, is reduced to \$12,849,066. This is within \$39,000 of what the PCE Endowment Fund could provide the program in FY 03.
- Several tables are provided for informational purposes:
 - Table A: shows the estimate PCE payments by month under CSSB 185
 - Table B: shows the estimated effect on individual communities of CSSB 185 compared to existing law funded at \$15,700,000. **NOTE: 14 communities actually receive more pce payments under the CS than current statute**
 - Table 1: shows FY 01 Alaska Residential Electric Usage and Cost by Utility
 - Table 2: shows FY 01 Alaska Residential Electric Usage and Cost by Effective (After PCE) Rate per kWh
 - Table 3: shows FY 01 Alaska Residential Electric Usage and Cost by Pre-PCE Rate per kWh. Lines on the table indicate communities beneath the PCE floor under the existing statute; and those that fall beneath the PCE floor under CS SB 185.

TABLE A
PCE ESTIMATES
Committee Substitute for Senate Bill 185

Floor is raised to 16.75 cents/kWh

Eligible monthly kWh usage: 450 kWh/mo Oct. - Mar.; 350 kWh/mo. Apr. - Sept.

Month	FY MO	Max Res kWh/mo	Estimated Outlay at 100% and Max kWh Level
Jul	1	350	971,911.45
Aug	2	350	1,003,210.67
Sep	3	350	1,012,650.63
Oct	4	450	1,115,592.48
Nov	5	450	1,138,891.33
Dec	6	450	1,172,180.83
Jan	7	450	1,166,852.34
Feb	8	450	1,091,228.32
Mar	9	450	1,117,193.70
Apr	10	350	1,059,329.37
May	11	350	1,033,484.33
Jun	12	350	966,540.21
Total			12,849,065.66

TABLE B
PCE ESTIMATES
 Comparison of CS SB 185 with existing statute funded at \$15,700,000

Existing Statute Funded at \$15.7 M		Committee Substitute for SB 185 Seasonal usage of 450/350 kWh/month Floor at 16.75 cents/kWh			Difference between Existing Statute & CSSB 185
Community	Annual Payments Received by Communities	Residential Payments Received @ 16.75 cents/kWh floor	Community Facilities @ 16.75 cents	Total Annual Payments Received @ 16.75 cents	
AKHIOK Total	28,014	15,640	12,395	28,034	21
AKIACHAK Total	77,020	52,618	13,278	65,896	-11,124
AKIAK Total	24,247	20,777	-	20,777	-3,471
AKUTAN Total	48,556	22,286	20,962	43,249	-5,308
ALAKANUK Total	159,999	104,678	43,084	147,762	-12,237
ALLAKAKET Total	86,525	52,747	34,607	87,354	829
AMBLER Total	113,548	80,839	30,839	111,678	-1,870
ANAKTUVUK PASS Total	17,744	-	-	-	-17,744
ANGOON Total	116,838	83,108	15,065	98,173	-18,666
ANIAK Total	189,686	171,298	15,427	186,724	-2,962
ANVIK Total	50,741	37,924	11,184	49,108	-1,633
ATKA Total	27,075	14,178	10,944	25,123	-1,952
ATMAUTLUAK Total	24,834	18,077	3,400	21,477	-3,357
ATQASUK Total	13,937	-	-	-	-13,937
BEAVER (1) Total	21,347	18,563	2,483	21,046	-301
BETHEL Total	872,310	560,355	140,500	700,855	-171,456
BETTLES Total	32,475	22,192	8,654	30,846	-1,629
BREVIK MISSION Total	77,117	48,780	24,490	73,270	-3,847
BUCKLAND Total	21,732	4,096	1,474	5,571	-16,161
CENTRAL Total	43,748	44,155	891	45,046	1,298
CHALKYITSIK Total	14,922	14,566	-	14,566	-356
CHAUTHALUK Total	36,066	31,851	5,571	37,422	1,356
CHEFORNAK Total	53,559	40,389	5,555	45,944	-7,615
CHENEGA BAY Total	18,591	7,483	3,175	10,658	-7,933
CHEVAK Total	169,955	113,926	44,574	158,500	-11,454
CHIGNIK Total	36,167	21,265	9,822	31,087	-5,080
CHIGNIK LAGOON Total	24,781	13,557	4,176	17,733	-7,048
CHIGNIK LAKE Total	54,851	43,734	10,107	53,841	-1,010
CHILKAT VALLEY Total	63,991	53,663	111	53,774	-10,217
CHISTOCHINA Total	26,017	19,317	5,610	24,927	-1,090
CHITINA Total	17,976	13,946	2,074	16,020	-1,956
CIRCLE Total	25,566	16,324	7,655	23,979	-1,587
CLARK'S POINT (8) Total	31,410	20,734	9,589	30,323	-1,087
COFFMAN COVE Total	66,071	47,289	10,532	57,821	-8,250
COLD BAY Total	52,866	30,413	22,268	52,681	-185
CORDOVA Total	434,453	147,321	83,709	231,030	-203,423
CRAIG Total	250,496	24,492	8,062	32,553	-217,942
CROOKED CREEK Total	47,335	40,063	9,047	49,110	1,775
DEERING Total	51,333	35,021	15,439	50,460	-873
DILLINGHAM Total	322,829	103,530	22,424	125,954	-196,875

TABLE B
PCE ESTIMATES
Comparison of CS SB 185 with existing statute funded at \$15,700,000

Community	Annual Payments Received by Communities	Residential Payments Received @ 16.75 cents/kWh floor	Community Facilities @ 16.75 cents	Total Annual Payments Received @ 16.75 cents	Difference between Existing Statute & CSSB 185
DIOMEDE Total	39,279	26,166	11,871	38,037	-1,242
DOT LAKE Total	11,500	3,158	1,331	4,490	-7,010
EAGLE Total	66,914	67,264	4,841	72,105	5,191
EEK Total	82,877	64,926	14,219	79,145	-3,733
EGEGIK Total	65,853	41,228	23,871	65,099	-754
EKWOK Total	39,789	27,421	9,446	36,867	-2,922
ELFIN COVE Total	13,932	8,105	1,965	10,070	-3,862
ELIM Total	112,585	78,324	28,404	106,728	-5,857
EMMONAK Total	246,130	148,106	79,848	227,955	-18,175
FALSE PASS Total	12,381	4,811	4,295	9,106	-3,274
FORT YUKON Total	111,497	73,255	24,349	97,604	-13,893
GALENA Total	110,108	55,695	22,764	78,459	-31,650
GAMBELL Total	178,777	125,500	46,485	171,985	-6,792
GOLOVIN Total	36,380	22,618	10,626	33,244	-3,136
GOODNEWS BAY Total	83,241	57,973	22,436	80,409	-2,832
GRAYLING Total	67,935	44,146	20,315	64,461	-3,475
GUSTAVUS Total	235,876	225,754	9,619	235,374	-503
HAINES Total	156,103	4,559	662	5,221	-150,882
HEALY LAKE Total	13,595	7,903	6,203	14,106	511
HOLLIS Total	11,709	1,500	23	1,523	-10,186
HOLY CROSS Total	93,693	72,864	17,470	90,335	-3,359
HOONAH Total	288,743	163,564	75,836	239,400	-49,343
HOOPER BAY Total	205,062	169,320	26,802	196,122	-8,939
HUGHES Total	25,119	16,589	8,436	25,025	-94
HUSLIA Total	113,460	90,314	21,749	112,064	-1,396
HYDABURG Total	33,123	3,272	828	4,100	-29,023
IGIUGIG Total	16,717	10,104	5,972	16,075	-642
ILIAMNA Total	245,509	174,387	74,356	248,743	3,234
KAKE Total	201,596	122,663	46,742	169,404	-32,191
KAKTOVIK (2) Total	4,847	-	-	-	-4,847
KALTAG Total	77,774	64,897	10,615	75,512	-2,262
KARLUK Total	18,297	15,371	3,610	18,982	685
KASAAN Total	12,684	10,487	171	10,658	-2,026
KASIGLUK Total	110,778	86,039	17,296	103,335	-7,443
KIANA Total	155,702	110,012	42,971	152,984	-2,719
KING COVE Total	69,072	14,008	11,985	25,993	-43,080
KIPNUK Total	77,746	40,186	13,711	53,897	-23,849
KIVALINA Total	100,345	72,331	24,123	96,454	-3,891
KLUKWAN Total	30,207	20,347	5,037	25,384	-4,823
KOBUK Total	39,975	26,437	13,908	40,345	370
KOKHANOK BAY Total	46,822	34,359	11,632	45,991	-831
KOLIGANEK Total	44,859	31,161	11,062	42,222	-2,636
KONGIGANAK Total	56,899	46,502	4,485	50,987	-5,912
KOTLIK Total	59,381	41,263	4,253	45,516	-13,865
KOTZEBUE Total	522,694	236,851	117,831	354,682	-168,012

TABLE B
PCE ESTIMATES

Comparison of CS SB 185 with existing statute funded at \$15,700,000

Community	Annual Payments Received by Communities	Residential Payments Received @ 16.75 cents/kWh floor	Community Facilities @ 16.75 cents	Total Annual Payments Received @ 16.75 cents	Difference between Existing Statute & CSSB 185
KOYUK Total	110,456	72,454	30,441	102,895	-7,561
KOYUKUK Total	10,336	7,620	789	8,410	-1,926
KWETHLUK Total	72,736	47,986	7,584	55,570	-17,166
KWIGILLINGOK Total	88,754	80,622	4,302	84,924	-3,830
LARSEN BAY Total	39,812	24,663	11,239	35,902	-3,911
LEVELOCK Total	50,042	37,035	13,220	50,254	213
LIME VILLAGE Total	14,182	8,125	6,591	14,716	534
LOWER KALSKAG Total	71,843	51,875	15,534	67,410	-4,433
MANLEY HOT SPR Total	34,992	35,221	1,087	36,308	1,316
MANOKOTAK Total	76,264	54,321	14,791	69,112	-7,152
MARSHALL Total	112,405	75,648	25,788	101,435	-10,969
MCGRATH Total	186,764	124,397	49,980	174,378	-12,387
MEKORYUK Total	72,734	55,060	13,415	68,475	-4,259
MENTASTA Total	38,561	18,029	19,701	37,729	-832
MINTO Total	101,643	71,476	26,714	98,190	-3,453
MT. VILLAGE Total	180,656	125,007	40,299	165,306	-15,350
NAKNEK Total	212,897	71,378	32,574	103,952	-108,945
NAPAKIAK Total	133,072	128,939	9,121	138,059	4,987
NAPASKIAK Total	76,151	64,344	9,736	74,080	-2,071
NAUKATI Total	25,426	22,034	-	22,034	-3,392
NELSON LAGOON Total	43,458	38,595	4,622	43,217	-240
NEW STUYAHOK Total	129,779	105,318	20,507	125,825	-3,955
NEWTOK Total	60,931	54,856	4,830	59,686	-1,245
NIGHTMUTE Total	59,442	43,311	13,428	56,739	-2,702
NIKOLAI Total	50,539	29,470	20,119	49,588	-951
NIKOLSKI Total	14,580	10,554	3,677	14,231	-349
NOATAK Total	138,617	89,815	35,798	125,613	-13,004
NOME Total	303,443	25,644	10,118	35,762	-267,681
NOORVIK Total	204,908	151,372	49,180	200,552	-4,356
NORTHWAY Total	86,770	74,857	17,319	92,176	5,406
NUIQSUT Total	19,259	-	-	-	-19,259
NULATO Total	133,712	87,761	39,311	127,072	-6,610
NUNAM IQUA Total	23,777	17,491	-	17,491	-6,286
NUNAPITCHUK Total	94,761	80,266	8,889	89,155	-5,606
OLD HARBOR Total	117,715	85,522	31,625	117,148	-567
OUZINKIE Total	50,722	32,950	8,355	41,305	-9,416
PEDRO BAY Total	28,259	20,544	8,245	28,588	329
PERRYVILLE Total	14,891	12,275	-	12,275	-2,616
PILOT POINT Total	25,861	15,296	7,015	22,311	-3,550
PILOT STATION Total	131,925	96,379	27,308	123,687	-8,238
PITKAS POINT Total	28,994	21,695	5,667	27,361	-1,633
PLATINUM Total	14,600	9,944	1,532	11,475	-3,124
POINT HOPE (3) Total	10,417	-	-	-	-10,417
POINT LAY Total	15,819	-	-	-	-15,819
PORT ALSWORTH Total	25,810	22,746	-	22,746	-3,064

TABLE B
PCE ESTIMATES
 Comparison of CS SB 185 with existing statute funded at \$15,700,000

Community	Annual Payments Received by Communities	Residential Payments Received @ 16.75 cents/kWh floor	Community Facilities @ 16.75 cents	Total Annual Payments Received @ 16.75 cents	Difference between Existing Statute & CSSB 185
PORT HEIDEN (4) Total	3,138	1,746	239	1,985	-1,153
QUINHAGAK Total	180,695	123,610	49,753	173,363	-7,333
RED DEVIL Total	18,922	17,458	2,174	19,632	711
RUBY Total	61,864	34,190	23,689	57,878	-3,985
RUSSIAN MISSION Total	67,740	58,306	6,340	64,645	-3,095
SAND POINT Total	275,326	162,463	85,177	247,641	-27,686
SAVOONGA Total	189,865	126,800	55,398	182,198	-7,667
SCAMMON BAY Total	104,678	86,939	13,024	99,963	-4,715
SELAWIK Total	244,514	165,309	74,195	239,504	-5,010
SHAGELUK Total	43,084	30,206	11,391	41,597	-1,487
SHAKTOOLIK Total	69,383	51,337	13,594	64,931	-4,453
SHISHMAREF Total	164,729	127,059	32,033	159,092	-5,637
SHUNGNAK Total	97,660	61,968	31,992	93,960	-3,701
SKAGWAY Total	102,204	2,396	1,022	3,418	-98,786
SLEETMUTE Total	42,572	35,640	8,529	44,169	1,596
ST. GEORGE Total	48,452	26,418	15,532	41,950	-6,502
ST. MARY'S Total	167,147	113,582	43,434	157,016	-10,131
ST. MICHAEL Total	107,344	63,385	35,256	98,641	-8,703
ST. PAUL Total	123,415	48,803	36,722	85,525	-37,891
STEBBINS Total	133,699	89,557	36,085	125,642	-8,056
STONY RIVER Total	10,258	7,855	2,789	10,644	385
TAKOTNA Total	15,394	8,011	5,207	13,218	-2,175
TANANA Total	96,958	70,628	25,854	96,481	-477
TELLER Total	80,019	67,345	15,684	83,028	3,009
TENAKEE SPRINGS Total	33,222	22,093	4,305	26,398	-6,824
TETLIN Total	38,611	30,937	7,965	38,902	291
THORNE BAY Total	63,223	20,789	11,953	32,742	-30,481
TOGIAK Total	239,181	170,077	56,019	226,096	-13,084
TOK Total	181,502	91,178	2,430	93,608	-87,894
TOKSOOK BAY Total	133,847	103,319	26,590	129,909	-3,938
TULUKSAK Total	42,811	32,007	6,600	38,607	-4,205
TUNTUTULIAK Total	57,736	42,600	6,801	49,401	-8,335
TUNUNAK Total	78,884	63,727	11,999	75,726	-3,159
TWIN HILLS (5) Total	20,851	15,208	4,989	20,197	-654
UNALAKLEET Total	123,140	62,496	25,010	87,506	-35,635
UNALASKA Total	111,915	-	-	-	-111,915
UPPER KALSAG Total	65,580	56,599	5,539	62,137	-3,443
VENETIE (6) Total	26,574	12,995	8,292	21,287	-5,288
WAINWRIGHT (7) Total	7,574	-	-	-	-7,574
WALES Total	53,887	38,141	13,894	52,035	-1,851
WHALE PASS Total	18,283	16,286	234	16,520	-1,763
WHITE MOUNTAIN Total	56,182	30,279	19,696	49,975	-6,208
YAKUTAT Total	164,145	77,321	34,868	112,188	-51,957
Grand Total	15,699,215	9,742,690	3,106,375	12,849,066	-2,850,150

TABLE 1
Alaska Residential Electric Usage and Cost --Fiscal Year 2001
Sorted by Utility (shaded communities receive PCE)

Utility / Community	# of Residential Customers	Residential kWh sales	June 30, 2001 *			Avg kWh Sales per Month
			Residential Rate Based on 500 kWh/Month (cents/kWh)	PCE Level	Effective Rate After PCE (cents/kWh)	
AEL&P (Juneau/Douglas)	12,675	129,701,000	9.4320	0.00	9.4320	853
Akhiok, City of (6 months data)	33	56,175	37.0000	21.31	15.6900	284
Akiachak Native Community Electric Co.	121	452,539	42.0000	19.08	22.9200	312
Akiak Power Utilities	78	300,058	39.0000	15.99	23.0100	321
Akutan Electric Utility	35	146,507	32.3000	20.30	12.0000	349
Allakaket Energy Systems (Alatna)	70	194,736	47.0500	32.00	15.0500	232
Alutiiq Power Company (Karluk)	17	56,206	60.0000	38.48	21.5200	276
Andreanof Electric Corporation (Atka)	26	127,670	50.0000	23.21	26.7900	409
Aniak Light & Power Company, Inc.	173	952,502	47.4800	26.13	21.3500	459
AP&T (Bettles and Evansville)	27	130,952	40.3700	25.66	14.7100	404
AP&T (Chistochina)	34	109,997	39.0600	24.41	14.6500	270
AP&T (Coffman Cove)	117	461,837	32.1300	17.68	14.4500	329
AP&T (Craig/Klawock))	1,060	6,166,585	18.1400	5.06	13.0800	485
AP&T (Dot Lake)	25	97,138	24.4200	10.65	13.7700	324
AP&T (Eagle and Eagle Village)	142	353,544	37.6800	23.10	14.5800	207
AP&T (Haines)	865	4,494,817	17.7500	4.67	13.0800	433
AP&T (Healy Lake)	13	42,544	39.5200	24.85	14.6700	273
AP&T (Hollis)	82	364,457	18.4900	5.06	13.4300	370
AP&T (Hydaburg)	129	745,196	18.4900	5.06	13.4300	481
AP&T (Mentasta)	32	85,906	40.1700	25.47	14.7000	224
AP&T (Naukati)	50	236,330	30.8500	16.47	14.3800	394
AP&T (Northway, Northway Junction, and Northway Village)	103	403,090	37.5600	22.99	14.5700	326
AP&T (Skagway)	545	2,717,398	17.7500	4.67	13.0800	416
AP&T (Tellin)	48	145,301	41.7600	26.98	14.7800	252
AP&T (Tok and Tanacross)	656	3,570,928	24.4200	10.64	13.7800	454
AP&T (Whale Pass)	42	123,406	34.0600	19.52	14.5400	245
Atmautluak Joint Utilities	57	248,128	46.8000	14.43	32.3700	363
AVEC (Alakanuk)	149	610,741	39.9500	22.70	17.2500	342
AVEC (Ambler)	89	396,014	47.3000	29.68	17.6200	371
AVEC (Anvik)	53	177,663	43.2800	25.86	17.4200	279
AVEC (Brevig)	69	241,074	42.9100	25.51	17.4000	291
AVEC (Chevak)	172	586,071	40.6400	23.35	17.2900	284
AVEC (Eek)	90	331,473	43.1500	25.74	17.4100	307
AVEC (Elim)	95	443,152	41.8500	24.50	17.3500	389
AVEC (Eminonak)	208	947,815	40.3300	23.06	17.2700	380
AVEC (Gambell)	170	695,467	44.6900	27.20	17.4900	341
AVEC (Goodnews Bay)	80	262,993	45.3600	27.84	17.5200	274
AVEC (Grayling)	62	211,925	42.4600	25.08	17.3800	285
AVEC (Holy Cross)	84	393,752	42.8300	25.44	17.3900	391
AVEC (Hooper Bay)	210	832,752	41.8700	24.52	17.3500	330
AVEC (Huslia)	109	473,969	46.0900	28.53	17.5600	362

TABLE 1
Alaska Residential Electric Usage and Cost --Fiscal Year 2001
Sorted by Utility (shaded communities receive PCE)

Utility / Community	# of Residential Customers	Residential kWh sales	June 30, 2001 *			Avg kWh Sales per Month
			Residential Rate Based on 500 kWh/Month (cents/kWh)	PCE Level	Effective Rate After PCE (cents/kWh)	
AVEC (Kaltag)	77	327,164	43.9500	26.50	17.4500	354
AVEC (Kasigluk)	107	544,996	40.2100	28.92	11.2900	424
AVEC (Kiana)	118	564,324	46.8200	29.23	17.5900	399
AVEC (Kivalina)	72	371,019	43.5000	26.07	17.4300	429
AVEC (Koyuk)	94	488,370	40.5900	23.31	17.2800	433
AVEC (Lower Kalskag)	85	276,664	41.2600	23.94	17.3200	271
AVEC (Marshall)	92	490,310	40.1600	22.90	17.2600	444
AVEC (Mekoryuk)	87	293,498	41.1300	23.82	17.3100	281
AVEC (Minto)	93	342,528	43.4500	26.02	17.4300	307
AVEC (Mt. Village)	182	921,302	39.0600	21.85	17.2100	422
AVEC (New Stuyahok)	111	593,142	43.3200	25.90	17.4200	445
AVEC (Nightmute)	49	227,117	48.4300	30.76	17.6700	386
AVEC (Noatak)	103	569,925	39.9400	22.69	17.2500	461
AVEC (Noorvik)	152	898,027	45.6000	28.07	17.5300	492
AVEC (Nulato)	109	479,267	42.5800	25.20	17.3800	366
AVEC (Nunapitchuk)	115	442,656	40.2100	22.95	17.2600	321
AVEC (Old Harbor)	97	343,426	48.3500	30.68	17.6700	295
AVEC (Pilot Station)	124	627,544	40.8000	23.51	17.2900	422
AVEC (Pitkas Point)	37	113,836	41.0200	26.58	14.4400	256
AVEC (Quinhagak)	160	570,622	43.6400	26.20	17.4400	297
AVEC (Russian Mission)	72	309,042	42.7400	25.35	17.3900	358
AVEC (Savoonga)	147	608,804	44.2700	26.80	17.4700	345
AVEC (Scammon Bay)	103	581,675	42.2900	24.92	17.3700	471
AVEC (Selawik)	189	805,246	45.5000	27.97	17.5300	355
AVEC (Shageluk)	51	141,502	43.8900	26.44	17.4500	231
AVEC (Shaktolik)	64	376,299	40.5500	23.27	17.2800	490
AVEC (Shishmaref)	154	715,850	44.0000	26.55	17.4500	387
AVEC (Shungnak)	54	347,456	47.7400	30.10	17.6400	536
AVEC (St. Mary's and Andreafsky)	174	729,713	41.0200	23.72	17.3000	349
AVEC (St. Michael)	97	422,979	40.4400	23.16	17.2800	363
AVEC (Stebbins)	139	527,839	41.3200	24.00	17.3200	316
AVEC (Togiak)	245	1,080,053	41.8000	24.46	17.3400	367
AVEC (Toksook Bay)	112	511,090	44.1900	26.73	17.4600	380
AVEC (Tununak)	81	306,140	42.9000	25.50	17.4000	315
AVEC (Upper Kalskag)	75	341,543	41.2600	23.94	17.3200	379
AVEC (Wales)	55	210,826	44.1900	26.73	17.4600	319
Beaver Joint Utilities (7 months data)	63	48,562	40.0000	28.00	12.0000	110
Bethel Utilities Corp, Inc. (Oscarville too)	1,593	9,423,703	27.7300	12.77	14.9600	493
Buckland, City of (9 months data)	70	299,480	37.0000	6.53	30.4700	475
CEA (Anchorage, Hope, Moose Pass, Whittier)**	62,069	509,799,000	11.6200	0.00	11.6200	684
Chalkyitsik Village Energy Systems	43	71,595	40.0000	28.00	12.0000	139
Chenega Bay IRA Village Council	27	123,384	29.5000	13.62	15.8800	381

TABLE 1
Alaska Residential Electric Usage and Cost --Fiscal Year 2001
Sorted by Utility (shaded communities receive PCE)

Utility / Community	# of Residential Customers	Residential kWh sales	June 30, 2001 *			Avg kWh Sales per Month
			Residential Rate Based on 500 kWh/Month (cents/kWh)	PCE Level	Effective Rate After PCE (cents/kWh)	
Chignik Electric	68	217,708	31.2900	19.17	12.1200	267
Chignik Lagoon Power Utility	80	251,088	37.0000	10.62	26.3800	262
Chignik Lake Electric Utility, Inc.	37	197,603	47.8800	30.39	17.4900	445
Chitina Electric Inc.	36	113,278	35.5000	19.98	15.5200	262
Circle Utilities	31	99,024	50.0000	24.37	25.6300	266
Cordova Elec. Cooperative, Inc. (incl. Eyak)	857	5,152,036	27.4300	10.60	16.8300	501
CVEA (Copper River Basin)***	1,161	5,980,059	19.0200	0.00	19.0200	429
CVEA (Valdez)***	1,539	11,481,183	17.2600	0.00	17.2600	622
Diomedea Joint Utilities	36	142,822	43.0000	24.04	18.9600	331
Egegik Light & Power Company	71	156,862	55.0000	28.42	26.5800	184
Ekwok Electric	57	202,202	50.0000	21.31	28.6900	296
Elfin Cove Electric Utility	46	180,026	25.0000	7.04	17.9600	326
Far North Utilities (Central) Now Central Electric Inc.	113	221,333	50.8900	24.36	26.5300	163
G & K, Inc. (Cold Bay)	33	251,926	45.7000	30.08	15.6200	636
Galena, City of	229	988,456	25.0000	11.46	13.5400	360
Golovin Power Utilities	46	164,551	38.0000	21.11	16.8900	298
Gustavus Electric Company	326	814,071	56.9200	38.48	18.1400	208
GVEA (Fairbanks, N. Pole, Delta Jnct., Healy, Nenana)**	31,271	276,707,000	11.4620	0.00	11.4620	737
Gwitchyaa Zhee Utilities (Fort Yukon)	251	895,141	32.8200	14.55	18.2700	297
HEA (Halibut Cove, Port Graham, Seldovia)	650	3,206,000	12.2420	0.00	12.2420	411
HEA (Homer, Kenai, Ninilchik, Soldotna, Sterling)**	19,451	139,911,000	11.9540	0.00	11.9540	599
Hughes Power & Light	31	61,954	51.0000	29.43	21.5700	167
Igiugig Electric Company	20	59,429	58.3100	19.95	38.3600	248
I-N-N Electric Cooperative (Iliamna, Newhalen, and Nondalton)	176	807,033	49.6000	34.90	14.7000	382
Ipnatchiaq Electric Company (Deering)	40	188,588	38.5000	24.70	13.8000	393
KEA (Kodiak and Port Lions)	4,516	30,586,460	16.5320	0.00	16.5320	564
Ketchikan, City of	958	5,686,627	9.9500	0.00	9.9500	495
King Cove, City of	180	901,600	20.0000	6.52	13.4800	417
Kipnuk Light Plant	141	820,546	27.5100	11.08	16.4300	485
Kobuk Valley Electric Company	33	129,735	53.0000	31.94	21.0600	328
Kokhanok Village Council	51	159,641	55.1000	27.55	27.5500	261
Koliganek Village	62	187,049	50.0000	22.36	27.6400	251
Kotlik Electric Services	137	596,941	30.0000	18.00	12.0000	363
Kotzebue Electric Association	975	6,093,218	23.3200	9.00	14.3200	521
Koyukuk, City of	52	83,549	45.0000	12.33	32.6700	134
Kwethluk, Inc.	158	600,168	44.0000	15.73	28.2700	317
Kwig Power Company (Kwigillingok)	88	420,658	50.0000	25.63	24.3700	398
Larsen Bay Utility Company	80	191,258	40.0000	19.42	20.5800	199
Levelock Electric Cooperative	46	170,424	45.0000	30.96	14.0400	309

TABLE 1
Alaska Residential Electric Usage and Cost --Fiscal Year 2001
Sorted by Utility (shaded communities receive PCE)

Utility / Community	# of Residential Customers	Residential kWh sales	June 30, 2001 *			Avg kWh Sales per Month
			Residential Rate based on 500 kv 'Month (cents, 'h)	PCE Level	Effective Rate After PCE (cents/kWh)	
Lime Village Electric Co.	15	25,952	80.0300	38.48	41.5500	144
Manley Utility Company	66	106,426	61.3200	38.48	22.8400	134
Manokotak Power Company	98	489,248	34.0000	19.72	14.2800	416
McGrath Light & Power	176	881,338	36.3700	21.13	15.2400	417
MEA (Chugiak, Eagle River, Palmer, Wasilla, Talkeetna, Willow)**	35,856	319,247,000	11.8140	0.00	11.8140	742
MKEC (Chauthbaluk)	32	92,986	65.0600	38.48	26.5800	242
MKEC (Crooked Creek)	33	131,014	65.0600	38.48	26.5800	331
MKEC (Red Devil)	14	54,042	65.0600	38.48	26.5800	322
MKEC (Sleetmute)	36	104,990	65.0600	38.48	26.5800	243
MKEC (Stony River)	17	57,090	65.0600	38.48	26.5800	280
Municipal Light & Power (Anchorage)	23,726	148,289,000	9.4040	0.00	9.4040	521
Naknek Electric Association (So. Naknak and King Salmon)	716	3,922,479	21.6400	8.14	13.5000	457
Napakiak Ircinraq Power Company	96	379,126	58.6100	38.48	20.1300	329
Napaskiak Electric Utility	95	334,450	45.0000	31.22	13.7800	293
Naterkaq Light Plant (Cheforak)	75	363,632	34.0000	17.47	16.5300	404
Nelson Lagoon Electric Cooperative, Inc.	42	192,748	42.0000	29.81	12.1900	382
Nikolai Light & Power	33	123,388	50.0000	25.59	24.4100	312
Nome Joint Utility System	1,515	9,021,006	20.3900	4.14	16.2500	496
NSBP&L (Anaktuvuk)	80	488,871	15.0000	3.00	12.0000	509
NSBP&L (Atkasuk)	54	353,244	15.0000	3.00	12.0000	545
NSBP&L (Kaktovik) (6 months data)	74	250,488	13.1300	1.13	12.0000	564
NSBP&L (Nuiqsut)	96	587,694	15.0000	3.00	12.0000	510
NSBP&L (Point Hope) (6 months data)	168	694,241	13.1300	1.13	12.0000	689
NSBP&L (Point Lay)	64	377,293	15.0000	3.00	12.0000	491
NSBP&L (Wainwright) (6 months data)	129	468,385	13.1300	1.13	12.0000	605
Nunam Iqua (fka Sheldon Point)	33	117,861	40.0000	22.34	17.6600	298
Nushagak Electric Coop, Inc. (Dillingham and Aleknagik)	971	5,978,970	19.9700	7.97	12.0000	513
Ouzinkie, City of	81	333,524	30.0000	17.66	12.3400	343
Pedro Bay Village Council	29	82,912	60.0000	32.30	27.7000	238
Perryville, City of	35	178,541	30.0000	15.53	14.4700	425
Petersburg, City of	1,322	14,159,304	12.0100	0.00	12.0100	893
Pilot Point Village Council	47	162,224	35.0000	16.98	18.0200	268
Platinum, City of (8 months data)	24	29,718	50.0000	37.67	12.3300	155
Port Heiden, City of (7 months data)	45	126,775	22.2800	9.77	12.5100	402
Pt. Barrow	1,465	11,381,469	10.0700	0.00	10.0700	647
Puvurna Power Company (Kongiganak)	85	403,354	40.0000	17.43	22.5700	395
Ruby, City of	103	230,332	63.0000	22.12	40.8800	186
Sand Point Electric Company	291	1,472,911	45.6300	22.22	23.4100	422
Seward, City of	1,808	15,219,317	14.3920	0.00	14.3920	701
Sitka, City and Borough - NOT PROVIDED			0.0000	0.00	0.0000	

TABLE 1
Alaska Residential Electric Usage and Cost --Fiscal Year 2001
Sorted by Utility (shaded communities receive PCE)

Utility / Community	# of Residential Customers	Residential kWh sales	June 30, 2001 *			Avg kWh Sales per Month
			Residential Rate Based on 500 kWh/Month (cents/kWh)	PCE Level	Effective Rate After PCI (cents/kWh)	
St. George Municipal Electric Utility	53	302,611	35.0000	17.07	17.9300	476
St. Paul Municipal Electric Utility	153	1,099,536	37.0000	14.34	22.6600	599
Takotna Community Association	28	79,338	48.1000	16.75	31.3500	236
Tanalian Electric Cooperative, Inc.	56	259,615	33.6600	19.86	13.8000	386
Tanana Power Company	102	309,207	58.6300	32.03	26.6000	253
Teller Power Company	71	287,086	54.8900	38.48	16.4100	337
Tenakee Springs	95	228,269	32.0000	17.40	14.6000	200
Thorne Bay Public Utility (7 months data)	152	412,093	25.0000	8.06	16.9400	387
THREA (Angoon)	198	1,104,660	34.5800	21.49	13.0900	465
THREA (Chilkat and Mosquito Lake)	168	552,031	34.5800	21.49	13.0900	274
THREA (Hoonah and Whitestone Logging)	341	1,951,828	34.5800	21.49	13.0900	477
THREA (Kake)	291	1,612,048	34.5800	21.49	13.0900	462
THREA (Kasaan - as of 7/01 with APC Crai)	27	137,921	34.5800	21.49	13.0900	426
THREA (Klukwan)	50	247,302	34.5800	21.49	13.0900	412
Tuluksak Traditional Power Utility	75	248,384	34.5800	19.38	15.2000	276
Tuntutuliak Community Service Assoc.	86	381,300	46.0000	21.99	24.0100	369
Twin Hills Village Council (3 months data)	25	13,454	50.0000	25.64	24.3600	179
Umnak Power Company (7 months data)	13	26,783	40.0000	28.00	12.0000	254
Unalakleet Valley Electric Cooperative	257	1,499,134	26.9300	11.71	15.2200	486
Unalaska Electric Utility	432	3,939,623	22.1700	5.88	16.2900	760
Ungusraq Power Company (Newtok)	6	241,209	44.0000	26.38	17.6200	305
Venetie Village Electric (10 months data)	74	113,756	51.0000	14.16	36.8400	154
White Mountain Utilities	67	257,791	43.0000	17.74	25.2600	321
Wrangell, City of	1,053	8,817,708	12.1200	0.00	12.1200	698
Yakutat Power	258	1,647,979	26.7000	11.49	15.2100	532

* Note: CVEA, Seward, Petersburg, Pt. Barrow, Wrangell, and Ketchikan data is as of June 30, 2001.

** Denotes that utility rates were taken directly from Commission approved tariff's.

*** Denotes the utility provided the rates to the Commission and the rates are not from a Commission approved tariff.

Arctic Village, Clark's Point, Stevens Village, Tatitlek

False Pass - Suspended due to no reports

TABLE 2
Alaska Residential Electric Usage and Cost --Fiscal Year 2001
Sorted by Effective (After PCE) Rate per kWh (shaded communities receive PCE)

Utility / Community	# of Residential Customers	Residential kWh sales	June 30, 2001 *			Avg kWh Sales per Month
			Residential Rate Based on 500 kWh/Month (cents/kWh)	PCE Level	Effective Rate After PCE (cents/kWh)	
Sitka, City and Borough - NOT PROVIDED			0.0000	0.00	0.0000	
Municipal Light & Power (Anchorage)	23,726	148,289,000	9.4040	0.00	9.4040	521
AEL&P (Juneau/Douglas)	12,675	129,701,000	9.4320	0.00	9.4320	853
Ketchikan, City of	958	5,686,627	9.9500	0.00	9.9500	495
Pt. Barrow	1,465	11,381,469	10.0700	0.00	10.0700	647
AVEC (Kasigluk)	107	544,996	40.2100	28.92	11.2900	424
GVEA (Fairbanks, N. Pole, Delta Jnct., Healy, Nenana)**	31,271	276,707,000	11.4620	0.00	11.4620	737
CEA (Anchorage, Hope, Moose Pass, Whittier)**	62,069	509,799,000	11.6200	0.00	11.6200	684
MEA (Chugiak, Eagle River, Palmer, Wasilla, Talkeetna, Willow)**	35,856	319,247,000	11.8140	0.00	11.8140	742
HEA (Homer, Kenai, Ninilchik, Soldotna, Sterling)**	19,451	139,911,000	11.9540	0.00	11.9540	599
Akutan Electric Utility	35	146,507	32.3000	20.30	12.0000	349
Beaver Joint Utilities (7 months data)	63	48,562	40.0000	28.00	12.0000	110
Chalkyitsik Village Energy Systems	43	71,595	40.0000	28.00	12.0000	139
Kotlik Electric Services	137	596,941	30.0000	18.00	12.0000	363
NSBP&L (Anaktuvuk)	80	488,871	15.0000	3.00	12.0000	509
NSBP&L (Atkasuk)	54	353,244	15.0000	3.00	12.0000	545
NSBP&L (Kaktovik) (6 months data)	74	250,488	13.1300	1.13	12.0000	564
NSBP&L (Nuiqsut)	96	587,694	15.0000	3.00	12.0000	510
NSBP&L (Point Hope) (6 months data)	168	694,241	13.1300	1.13	12.0000	689
NSBP&L (Point Lay)	64	377,293	15.0000	3.00	12.0000	491
NSBP&L (Wainwright) (6 months data)	129	468,385	13.1300	1.13	12.0000	605
Nushagak Electric Coop, Inc. (Dillingham and Aleknagik)	971	5,978,970	19.9700	7.97	12.0000	513
Umnak Power Company (7 months data)	13	26,783	40.0000	28.00	12.0000	294
Petersburg, City of	1,322	14,159,304	12.0100	0.00	12.0100	893
Chignik Electric	68	217,708	31.2900	19.17	12.1200	267
Wrangell, City of	1,053	8,817,708	12.1200	0.00	12.1200	698
Nelson Lagoon Electric Cooperative, Inc.	42	192,748	42.0000	29.81	12.1900	382
HEA (Halibut Cove, Port Graham, Seldovia)	650	3,206,000	12.2420	0.00	12.2420	411
Platinum, City of (8 months data)	24	29,718	50.0000	37.67	12.3300	155
Ouzinkie, City of	81	333,524	30.0000	17.66	12.3400	343
Port Heiden, City of (7 months data)	45	126,775	22.2800	9.77	12.5100	402
AP&T (Haines)	865	4,494,817	17.7500	4.67	13.0800	433
AP&T (Skagway)	545	2,717,398	17.7500	4.67	13.0800	416
AP&T (Craig/Klawock)	1,060	6,166,585	18.1400	5.06	13.0800	485
THREA (Angoon)	198	1,104,660	34.5800	21.49	13.0900	465
THREA (Chilkat and Mosquito Lake)	168	552,031	34.5800	21.49	13.0900	274
THREA (Hoonah and Whitestone Logging)	341	1,951,828	34.5800	21.49	13.0900	477

TABLE 2
Alaska Residential Electric Usage and Cost --Fiscal Year 2001
Sorted by Effective (After PCE) Rate per kWh (shaded communities receive PCE)

Utility / Community	# of Residential Customers	Residential kWh sales	June 30, 2001 *			Avg kWh Sales per Month
			Residential Rate Based on 500 kWh/Month (cents/kWh)	PCE Level	Effective Rate After PCE (cents/kWh)	
THREA (Kake)	291	1,612,048	34.5800	21.49	13.0900	462
THREA (Kasaan - as of 7/01 with APC Crai)	27	137,921	34.5800	21.49	13.0900	426
THREA (Klukwan)	50	247,302	34.5800	21.49	13.0900	412
AP&T (Hollis)	82	364,457	18.4900	5.06	13.4300	370
AP&T (Hydaburg)	129	745,196	18.4900	5.06	13.4300	481
King Cove, City of	180	901,600	20.0000	6.52	13.4800	417
Naknek Electric Association (So. Naknak and King Salmon)	716	3,922,479	21.6400	8.14	13.5000	457
Galena, City of	229	988,456	25.0000	11.46	13.5400	360
AP&T (Dot Lake)	25	97,138	24.4200	10.65	13.7700	324
AP&T (Tok and Tanacross)	656	3,570,928	24.4200	10.64	13.7800	454
Napaskiak Electric Utility	95	334,450	45.0000	31.22	13.7800	293
Tanalian Electric Cooperative, Inc.	56	259,615	33.6600	19.86	13.8000	386
Ipnachiaq Electric Company (Deering)	40	188,588	38.5000	24.70	13.8000	393
Levelock Electric Cooperative	46	170,424	45.0000	30.96	14.0400	309
Manokotak Power Company	98	489,248	34.0000	19.72	14.2800	416
Kotzebue Electric Association	975	6,093,218	23.3200	9.00	14.3200	521
AP&T (Naukati)	50	236,330	30.8500	16.47	14.3800	394
Seward, City of	1,808	15,219,317	14.3920	0.00	14.3920	701
AVEC (Pitkas Point)	37	113,836	41.0200	26.58	14.4400	256
AP&T (Coffman Cove)	117	461,837	32.1300	17.68	14.4500	329
Perryville, City of	35	178,541	30.0000	15.53	14.4700	425
AP&T (Whale Pass)	42	123,406	34.0600	19.52	14.5400	245
AP&T (Northway, Northway Junction, and Northway Village)	103	403,090	37.5600	22.99	14.5700	326
AP&T (Eagle and Eagle Village)	142	353,544	37.6800	23.10	14.5800	207
Tenakee Springs	95	228,269	32.0000	17.40	14.6000	200
AP&T (Chistochina)	34	109,997	39.0600	24.41	14.6500	270
AP&T (Healy Lake)	13	42,544	39.5200	24.85	14.6700	273
AP&T (Mentasta)	32	85,906	40.1700	25.47	14.7000	224
I-N-N Electric Cooperative (Iliamna, Newhalen, and Nondalton)	176	807,033	49.6000	34.90	14.7000	382
AP&T (Bettles and Evansville)	27	130,952	40.3700	25.66	14.7100	404
AP&T (Tetlin)	48	145,301	41.7600	26.98	14.7800	252
Bethel Utilities Corp, Inc. (Oscarville too)	1,593	9,423,703	27.7300	12.77	14.9600	493
Allakaket Energy Systems (Alatna)	70	194,736	47.0500	32.00	15.0500	232
Tuluksak Traditional Power Utility	75	248,384	34.5800	19.38	15.2000	276
Yakutat Power	258	1,647,979	26.7000	11.49	15.2100	532
Unalakleet Valley Electric Cooperative	257	1,499,134	26.9300	11.71	15.2200	486
McGrath Light & Power	176	881,338	36.3700	21.13	15.2400	417
Chitina Electric Inc.	36	113,278	35.5000	19.98	15.5200	262
G & K, Inc. (Cold Bay)	33	251,926	45.7000	30.08	15.6200	636
Akhiok, City of (6 months data)	33	56,175	37.0000	21.31	15.6900	284

TABLE 2
Alaska Residential Electric Usage and Cost --Fiscal Year 2001
Sorted by Effective (After PCE) Rate per kWh (shaded communities receive PCE)

Utility / Community	# of Residential Customers	Residential kWh sales	June 30, 2001 *			Avg kWh Sales per Month
			Residential Rate Based on 500 kWh/Month (cents/kWh)	PCE Level	Effective Rate After PCE (cents/kWh)	
Chenega Bay IRA Village Council	27	123,384	29.5000	13.62	15.8800	381
Nome Joint Utility System	1,515	9,021,006	20.3900	4.14	16.2500	496
Unalaska Electric Utility	432	3,939,623	22.1700	5.88	16.2900	760
Teller Power Company	71	287,086	54.8900	38.48	16.4100	337
Kipnuk Light Plant	141	820,546	27.5100	11.08	16.4300	485
Naterkaq Light Plant (Chefornak)	75	363,632	34.0000	17.47	16.5300	404
KEA (Kodiak and Port Lions)	4,516	30,586,460	16.5320	0.00	16.5320	564
Cordova Elec. Cooperative, Inc. (incl Eyak)	857	5,152,036	27.4300	10.60	16.8300	501
Golovin Power Utilities	46	164,551	38.0000	21.11	16.8900	298
Thorne Bay Public Utility (7 months data)	152	412,093	25.0000	8.06	16.9400	387
AVEC (Mt. Village)	182	921,302	39.0600	21.85	17.2100	422
AVEC (Noatak)	103	569,925	39.9400	22.69	17.2500	461
AVEC (Alakanuk)	149	610,741	39.9500	22.70	17.2500	342
AVEC (Marshall)	92	490,310	40.1600	22.90	17.2600	444
CVEA (Valdez)***	1,539	11,481,183	17.2600	0.00	17.2600	622
AVEC (Nunapitchuk)	115	442,656	40.2100	22.95	17.2600	321
AVEC (Emmonak)	208	947,815	40.3300	23.06	17.2700	380
AVEC (Shaktolik)	64	376,299	40.5500	23.27	17.2800	430
AVEC (St. Michael)	97	422,979	40.4400	23.16	17.2800	363
AVEC (Koyuk)	94	488,370	40.5900	23.31	17.2800	433
AVEC (Pilot Station)	124	627,544	40.8000	23.51	17.2900	422
AVEC (Chevak)	172	586,071	40.6400	23.35	17.2900	284
AVEC (St. Mary's and Andreafsky)	174	729,713	41.0200	23.72	17.3000	349
AVEC (Mekoryuk)	87	293,498	41.1300	23.82	17.3100	281
AVEC (Lower Kalskag)	85	276,664	41.2600	23.94	17.3200	271
AVEC (Upper Kalskag)	75	341,543	41.2600	23.94	17.3200	379
AVEC (Stebbins)	139	527,839	41.3200	24.00	17.3200	316
AVEC (Togiak)	245	1,080,053	41.8000	24.46	17.3400	367
AVEC (Hooper Bay)	210	832,752	41.8700	24.52	17.3500	330
AVEC (Elim)	95	443,152	41.8500	24.50	17.3500	389
AVEC (Scammon Bay)	103	581,675	42.2900	24.92	17.3700	471
AVEC (Nulato)	109	479,267	42.5800	25.20	17.3800	366
AVEC (Grayling)	62	211,925	42.4600	25.08	17.3800	285
AVEC (Holy Cross)	84	393,752	42.8300	25.44	17.3900	391
AVEC (Russian Mission)	72	309,042	42.7400	25.35	17.3900	358
AVEC (Brevig)	69	241,074	42.9100	25.51	17.4000	291
AVEC (Tununak)	81	306,140	42.9000	25.50	17.4000	315
AVEC (Eek)	90	331,473	43.1500	25.74	17.4100	307
AVEC (Anvik)	53	177,663	43.2800	25.86	17.4200	279
AVEC (New Stuyahok)	111	593,142	43.3200	25.90	17.4200	445
AVEC (Kivalina)	72	371,019	43.5000	26.07	17.4300	429
AVEC (Minto)	93	342,528	43.4500	26.02	17.4300	307
AVEC (Quinhagak)	160	570,622	43.6400	26.20	17.4400	297

TABLE 2
Alaska Residential Electric Usage and Cost --Fiscal Year 2001
Sorted by Effective (After PCE) Rate per kWh (shaded communities receive PCE)

Utility / Community	# of Residential Customers	Residential kWh sales	June 30, 2001 *			Avg kWh Sales per Month
			Residential Rate Based on 500 kWh/Month (cents/kWh)	PCE Level	Effective Rate After PCE (cents/kWh)	
AVEC (Shageluk)	51	141,502	43.8900	26.44	17.4500	231
AVEC (Shishmaref)	154	715,850	44.0000	26.55	17.4500	387
AVEC (Kallag)	77	327,164	43.9500	26.50	17.4500	354
AVEC (Toksook Bay)	112	511,090	44.1900	26.73	17.4600	380
AVEC (Wales)	55	210,826	44.1900	26.73	17.4600	319
AVEC (Savoonga)	147	608,804	44.2700	26.80	17.4700	345
AVEC (Gambell)	170	695,467	44.6900	27.20	17.4900	341
Chignik Lake Electric Utility, Inc.	37	197,603	47.8800	30.39	17.4900	445
AVEC (Goodnews Bay)	80	262,993	45.3600	27.84	17.5200	274
AVEC (Noorvik)	152	898,027	45.6000	28.07	17.5300	492
AVEC (Selawik)	189	805,246	45.5000	27.97	17.5300	355
AVEC (Huslia)	109	473,969	46.0900	28.53	17.5600	362
AVEC (Kiana)	118	564,324	46.8200	29.23	17.5900	399
AVEC (Ambler)	89	396,014	47.3000	29.68	17.6200	371
Ungusraq Power Company (Newtok)	66	241,209	44.0000	26.38	17.6200	305
AVEC (Shungnak)	54	347,456	47.7400	30.10	17.6400	536
Nunam Iqua (fka Sheldon Point)	33	117,861	40.0000	22.34	17.6600	298
AVEC (Nightmute)	49	227,117	48.4300	30.76	17.6700	386
AVEC (Old Harbor)	97	343,426	48.3500	30.68	17.6700	295
St. George Municipal Electric Utility	53	302,611	35.0000	17.07	17.9300	476
Elfin Cove Electric Utility	46	180,026	25.0000	7.04	17.9600	326
Pilot Point Village Council	47	162,224	35.0000	16.98	18.0200	288
Gwitchyaa Zhee Utilities (Fort Yukon)	251	895,141	32.8200	14.55	18.2700	297
Gustavus Electric Company	326	814,071	56.9200	38.48	18.4400	208
Diomedea Joint Utilities	36	142,822	43.0000	24.04	18.9600	331
CVEA (Copper River Basin)***	1,161	5,980,059	19.0200	0.00	19.0200	429
Napakiak Ircinraq Power Company	96	379,126	58.6100	38.48	20.1300	329
Larsen Bay Utility Company	80	191,258	40.0000	19.42	20.5800	199
Kobuk Valley Electric Company	33	129,735	53.0000	31.94	21.0600	328
Aniak Light & Power Company, Inc.	173	952,502	47.4800	26.13	21.3500	459
Alutiiq Power Company (Karluk)	17	56,206	60.0000	38.48	21.5200	276
Hughes Power & Light	31	61,954	51.0000	29.43	21.5700	167
Puvurnaq Power Company (Kongiganak)	85	403,354	40.0000	17.43	22.5700	395
St. Paul Municipal Electric Utility	153	1,099,536	37.0000	14.34	22.6600	599
Manley Utility Company	66	106,426	61.3200	38.48	22.8400	134
Akiachak Native Community Electric Co.	121	452,539	42.0000	19.08	22.9200	312
Akiak Power Utilities	78	300,058	39.0000	15.99	23.0100	321
Sand Point Electric Company	291	1,472,911	45.6300	22.22	23.4100	422
Tuntutuliak Community Service Assoc.	86	381,300	46.0000	21.99	24.0100	369
Twin Hills Village Council (3 months data)	25	13,454	50.0000	25.64	24.3600	179
Kwig Power Company (Kwigillingok)	88	420,658	50.0000	25.63	24.3700	398
Nikolai Light & Power	33	123,388	50.0000	25.59	24.4100	312
White Mountain Utilities	67	257,791	43.0000	17.74	25.2600	321

TABLE 2
Alaska Residential Electric Usage and Cost --Fiscal Year 2001
Sorted by Effective (After PCE) Rate per kWh (shaded communities receive PCE)

Utility / Community	# of Residential Customers	Residential kWh sales	June 30, 2001 *			Avg kWh Sales per Month
			Residential Rate Based on 500 kWh/Month (cents/kWh)	PCE Level	Effective Rate After PCE (cents/kWh)	
Circle Utilities	31	99,024	50.0000	24.37	25.6300	266
Chignik Lagoon Power Utility	80	251,088	37.0000	10.62	26.3800	262
Far North Utilities (Central) Now Central Electric Inc.	113	221,333	50.8900	24.36	26.5300	163
Egegik Light & Power Company	71	156,862	55.0000	28.42	26.5800	184
MKEC (Chauthbaluk)	32	92,986	65.0600	38.48	26.5800	242
MKEC (Crooked Creek)	33	131,014	65.0600	38.48	26.5800	331
MKEC (Red Devil)	14	54,042	65.0600	38.48	26.5800	322
MKEC (Sleetmute)	36	104,990	65.0600	38.48	26.5800	243
MKEC (Stony River)	17	57,090	65.0600	38.48	26.5800	280
Tanana Power Company	102	309,207	58.6300	32.03	26.6000	253
Andreanof Electric Corporation (Atka)	26	127,670	50.0000	23.21	26.7900	409
Kokhanok Village Council	51	159,641	55.1000	27.55	27.5500	261
Koliganek Village	62	187,049	50.0000	22.36	27.6400	251
Pedro Bay Village Council	29	82,912	60.0000	32.30	27.7000	238
Kwethluk, Inc.	158	600,168	44.0000	15.73	28.2700	317
Ekwok Electric	57	202,202	50.0000	21.31	28.6900	296
Buckland, City of (9 months data)	70	299,480	37.0000	6.53	30.4700	475
Takotna Community Association	28	79,338	48.1000	16.75	31.3500	236
Atmautluak Joint Utilities	57	248,128	46.8000	14.43	32.3700	363
Koyukuk, City of	52	83,549	45.0000	12.33	32.6700	134
Venetie Village Electric (10 months data)	74	113,756	51.0000	14.16	36.8400	154
Igiugig Electric Company	20	59,429	58.3100	19.95	38.3600	248
Ruby, City of	103	230,332	63.0000	22.12	40.8800	186
Lime Village Electric Co.	15	25,952	80.0300	38.48	41.5500	144

* Note: CVEA, Seward, Petersburg, Pt. Barrow, Wrangell, and Ketchikan data is as of June 30, 2001.

** Denotes that utility rates were taken directly from Commission approved tariff's.

*** Denotes the utility provided the rates to the Commission and the rates are not from a Commission approved tariff.

Arctic Village, Clark's Point, Stevens Village, Tatitlek

False Pass - Suspended due to no reports

TABLE 3
Alaska Residential Electric Usage and Cost --Fiscal Year 2001
Sorted by Pre-PCE Rate per kWh (shaded communities receive PCE)

Utility / Community	# of Residential Customers	Residential kWh sales	June 30, 2001 *			Avg kWh Sales per Month
			Residential Rate Based on 500 kWh/Month (cents/kWh)	PCE Level	Effective Rate After PCE (cents/kWh)	
Sitka, City and Borough - NOT PROVIDED			0.0000	0.00	0.0000	
Municipal Light & Power (Anchorage)	23,726	148,289,000	9.4040	0.00	9.4040	521
AEL&P (Juneau/Douglas)	12,675	129,701,000	9.4320	0.00	9.4320	853
Ketchikan, City of	958	5,686,627	9.9500	0.00	9.9500	495
Pt. Barrow	1,465	11,381,469	10.0700	0.00	10.0700	647
GVEA (Fairbanks, N. Pole, Delta Jnct., Healy, Nenana)**	31,271	276,707,000	11.4620	0.00	11.4620	737
CEA (Anchorage, Hope, Moose Pass, Whittier)**	62,069	509,799,000	11.6200	0.00	11.6200	684
MEA (Chugiak, Eagle River, Palmer, Wasilla, Talkeetna, Willow)**	35,856	319,247,000	11.8140	0.00	11.8140	742
HEA (Homer, Kenai, Ninilchik, Soldotna, Sterling)**	19,451	139,911,000	11.9540	0.00	11.9540	599
Petersburg, City of	1,322	14,159,304	12.0100	0.00	12.0100	893
Wrangell, City of	1,053	8,817,708	12.1200	0.00	12.1200	698
HEA (Halibut Cove, Port Graham, Seldovia)	650	3,206,000	12.2420	0.00	12.2420	411
NSBP&L (Kaktovik) (6 months data)	74	250,488	13.1300	1.13	12.0000	564
NSBP&L (Point Hope) (6 months data)	168	694,241	13.1300	1.13	12.0000	689
NSBP&L (Wainwright) (6 months data)	129	468,385	13.1300	1.13	12.0000	605
Seward, City of	1,808	15,219,317	14.3920	0.00	14.3920	701
NSBP&L (Anaktuvuk)	80	488,871	15.0000	3.00	12.0000	509
NSBP&L (Atkasuk)	54	353,244	15.0000	3.00	12.0000	545
NSBP&L (Nuiqsut)	96	587,694	15.0000	3.00	12.0000	510
NSBP&L (Point Lay)	64	377,293	15.0000	3.00	12.0000	491
KEA (Kodiak and Port Lions)	4,516	30,586,460	16.5320	0.00	16.5320	564
CVEA (Valdez)***	1,539	11,481,183	17.2600	0.00	17.2600	622
AP&T (Haines)	865	4,494,817	17.7500	4.67	13.0800	433
AP&T (Skagway)	545	2,717,398	17.7500	4.67	13.0800	416
AP&T (Craig/Klawock)	1,060	6,166,585	18.1400	5.06	13.0800	485
AP&T (Hollis)	82	364,457	18.4900	5.06	13.4300	370
AP&T (Hydaburg)	129	745,196	18.4900	5.06	13.4300	481
CVEA (Copper River Basin)***	1,161	5,980,059	19.0200	0.00	19.0200	429
Nushagak Electric Coop, Inc. (Dillingham and Aleknagik)	971	5,978,970	19.9700	7.97	12.0000	513
King Cove, City of	180	901,600	20.0000	6.52	13.4800	417
Nome Joint Utility System	1,515	9,021,006	20.3900	4.14	16.2500	496
Naknek Electric Association (So. Naknak and King Salmon)	716	3,922,479	21.6400	8.14	13.5000	457
Unalaska Electric Utility	432	3,939,623	22.1700	5.88	16.2900	760
Port Heiden, City of (7 months data)	45	126,775	22.2800	9.77	12.5100	402
Kotzebue Electric Association	975	6,093,218	23.3200	9.00	14.3200	521
AP&T (Dot Lake)	25	97,138	24.4200	10.65	13.7700	324

TABLE 3
Alaska Residential Electric Usage and Cost --Fiscal Year 2001
Sorted by Pre-PCE Rate per kWh (shaded communities receive PCE)

Utility / Community	# of Residential Customers	Residential kWh sales	June 30, 2001 *			Avg kWh Sales per Month
			Residential Rate Based on 500 kWh/Month (cents/kWh)	PCE Level	Effective Rate After PCE (cents/kWh)	
AP&T (Tok and Tanacross)	656	3,570,928	24.4200	10.64	13.7800	454
Elfin Cove Electric Utility	46	180,026	25.0000	7.04	17.9600	326
Galena, City of	229	988,456	25.0000	11.46	13.5400	360
Thorne Bay Public Utility (7 months data)	152	412,093	25.0000	8.06	16.9400	387
Yakutat Power	258	1,647,979	26.7000	11.49	15.2100	532
Unalakleet Valley Electric Cooperative	257	1,499,134	26.9300	11.71	15.2200	486
Cordova Elec. Cooperative, Inc. (incl Eyak)	857	5,152,036	27.4300	10.60	16.8300	501
Kipnuk Light Plant	141	820,546	27.5100	11.08	16.4300	485
Bethel Utilities Corp, Inc. (Oscarville too)	1,593	9,423,703	27.7300	12.77	14.9600	493
Chenega Bay IRA Village Council	27	123,384	29.5000	13.62	15.8800	381
Kotlik Electric Services	137	596,941	30.0000	18.00	12.0000	363
Ouzinkie, City of	81	333,524	30.0000	17.66	12.3400	343
Perryville, City of	35	178,541	30.0000	15.53	14.4700	425
AP&T (Naukati)	50	236,330	30.8500	16.47	14.3800	394
Chignik Electric	68	217,708	31.2900	19.17	12.1200	267
Tenakee Springs	95	228,269	32.0000	17.40	14.6000	200
AP&T (Coffman Cove)	117	461,837	32.1300	17.68	14.4500	329
Akutan Electric Utility	35	146,507	32.3000	20.30	12.0000	349
Gwitchyaa Zhee Utilities (Fort Yukon)	251	895,141	32.8200	14.55	18.2700	297
Tanalian Electric Cooperative, Inc.	56	259,615	33.6600	19.86	13.8000	386
Manokotak Power Company	98	489,248	34.0000	19.72	14.2800	416
Naterkaq Light Plant (Chefornak)	75	363,632	34.0000	17.47	16.5300	404
AP&T (Whale Pass)	42	123,406	34.0600	19.52	14.5400	245
THREA (Angoon)	198	1,104,660	34.5800	21.49	13.0900	465
THREA (Chilkat and Mosquito Lake)	168	552,031	34.5800	21.49	13.0900	274
THREA (Hoonah and Whitestone Logging)	341	1,951,828	34.5800	21.49	13.0900	477
THREA (Kake)	291	1,612,048	34.5800	21.49	13.0900	462
THREA (Kasaan - as of 7/01 with APC Crai)	27	137,921	34.5800	21.49	13.0900	426
THREA (Klukwan)	50	247,302	34.5800	21.49	13.0900	412
Tuluksak Traditional Power Utility	75	248,384	34.5800	19.38	15.2000	276
Pilot Point Village Council	47	162,224	35.0000	16.98	18.0200	288
St. George Municipal Electric Utility	53	302,611	35.0000	17.07	17.9300	476
Chitina Electric Inc.	36	113,278	35.5000	19.98	15.5200	262
McGrath Light & Power	176	881,338	36.3700	21.13	15.2400	417
Akhiok, City of (6 months data)	33	56,175	37.0000	21.31	15.6900	284
Buckland, City of (9 months data)	70	299,480	37.0000	6.53	30.4700	475
Chignik Lagoon Power Utility	80	251,088	37.0000	10.62	26.3800	262
St. Paul Municipal Electric Utility	153	1,099,536	37.0000	14.34	22.6600	599
AP&T (Northway, Northway Junction, and Northway Village)	103	403,090	37.5600	22.99	14.5700	326
AP&T (Eagle and Eagle Village)	142	353,544	37.6800	23.10	14.5800	207
Golovin Power Utilities	46	164,551	38.0000	21.11	16.8900	298
Ipnatchiaq Electric Company (Daering)	40	188,588	38.5000	24.70	13.8000	393

TABLE 3
Alaska Residential Electric Usage and Cost --Fiscal Year 2001
Sorted by Pre-PCE Rate per kWh (shaded communities receive PCE)

Utility / Community	# of Residential Customers	Residential kWh sales	June 30, 2001 *			Avg kWh Sales per Month
			Residential Rate Based on 500 kWh/Month (cents/kWh)	PCE Level	Effective Rate After PCE (cents/kWh)	
Akiak Power Utilities	78	300,058	39.0000	15.99	23.0100	321
AP&T (Chlstochina)	34	109,997	39.0600	24.41	14.6500	270
AVEC (Mt. Village)	182	921,302	39.0600	21.85	17.2100	422
AP&T (Healy Lake)	13	42,544	39.5200	24.85	14.6700	273
AVEC (Noatak)	103	569,925	39.9400	22.69	17.2500	461
AVEC (Alakanuk)	149	610,741	39.9500	22.70	17.2500	342
Beaver Joint Utilities (7 months data)	63	48,562	40.0000	28.00	12.0000	110
Chalkyitsik Village Energy Systems	43	71,595	40.0000	28.00	12.0000	139
Larsen Bay Utility Company	80	191,258	40.0000	19.42	20.5800	199
Nunam Iqua (fka Sheldon Point)	33	117,861	40.0000	22.34	17.6600	298
Puvurna Power Company (Kongiganak)	85	403,354	40.0000	17.43	22.5700	395
Umnak Power Company (7 months data)	13	26,783	40.0000	28.00	12.0000	294
AVEC (Marshall)	92	490,310	40.1600	22.90	17.2600	444
AP&T (Mentasta)	32	85,906	40.1700	25.47	14.7000	224
AVEC (Kasigluk)	107	544,996	40.2100	28.92	11.2900	424
AVEC (Nunapitchuk)	115	442,656	40.2100	22.95	17.2600	321
AVEC (Emmonak)	208	947,815	40.3300	23.06	17.2700	380
AP&T (Bettles and Evansville)	27	130,952	40.3700	25.66	14.7100	404
AVEC (St. Michael)	97	422,979	40.4400	23.16	17.2800	363
AVEC (Shaktoolik)	64	376,299	40.5500	23.27	17.2800	490
AVEC (Koyuk)	94	488,370	40.5900	23.31	17.2800	433
AVEC (Chevak)	172	586,071	40.6400	23.35	17.2900	284
AVEC (Pilot Station)	124	627,544	40.8000	23.51	17.2900	422
AVEC (Pitkas Point)	37	113,836	41.0200	26.58	14.4400	256
AVEC (St. Mary's and Andreafsky)	174	729,713	41.0200	23.72	17.3000	349
AVEC (Mekoryuk)	87	293,498	41.1300	23.82	17.3100	281
AVEC (Lower Kalskag)	85	276,664	41.2600	23.94	17.3200	271
AVEC (Upper Kalskag)	75	341,543	41.2600	23.94	17.3200	379
AVEC (Stebbins)	139	527,839	41.3200	24.00	17.3200	316
AP&T (Tetlin)	48	145,301	41.7600	26.98	14.7800	252
AVEC (Togiak)	245	1,080,053	41.8000	24.46	17.3400	367
AVEC (Elim)	95	443,152	41.8500	24.50	17.3500	389
AVEC (Hooper Bay)	210	832,752	41.8700	24.52	17.3500	330
Akiachak Native Community Electric Co.	121	452,539	42.0000	19.08	22.9200	312
Nelson Lagoon Electric Cooperative, Inc.	42	192,748	42.0000	29.81	12.1900	382
AVEC (Scammon Bay)	103	581,675	42.2900	24.92	17.3700	471
AVEC (Grayling)	62	211,925	42.4600	25.08	17.3800	285
AVEC (Nulato)	109	479,267	42.5800	25.20	17.3800	366
AVEC (Russian Mission)	72	309,042	42.7400	25.35	17.3900	358
AVEC (Holy Cross)	84	393,752	42.8300	25.44	17.3900	391
AVEC (Tununak)	81	306,140	42.9000	25.50	17.4000	315
AVEC (Brevig)	69	241,074	42.9100	25.51	17.4000	291
Diomedea Joint Utilities	36	142,822	43.0000	24.04	18.9600	331

TABLE 3
Alaska Residential Electric Usage and Cost --Fiscal Year 2001
Sorted by Pre-PCE Rate per kWh (shaded communities receive PCE)

Utility / Community	# of Residential Customers	Residential kWh sales	June 30, 2001 *			Avg kWh Sales per Month
			Residential Rate Based on 500 kWh/Month (cents/kWh)	PCE Level	Effective Rate After PCE (cents/kWh)	
White Mountain Utilities	67	257,791	43.0000	17.74	25.2600	321
AVEC (Eek)	90	331,473	43.1500	25.74	17.4100	307
AVEC (Anvik)	53	177,663	43.2800	25.86	17.4200	279
AVEC (New Stuyahok)	111	593,142	43.3200	25.90	17.4200	445
AVEC (Minto)	93	342,528	43.4500	26.02	17.4300	307
AVEC (Kivalina)	72	371,019	43.5000	26.07	17.4300	429
AVEC (Quinhagak)	160	570,622	43.6400	26.20	17.4400	297
AVEC (Shageluk)	51	141,502	43.8900	26.44	17.4500	231
AVEC (Kaltag)	77	327,164	43.9500	26.50	17.4500	354
AVEC (Shishmaref)	154	715,850	44.0000	26.55	17.4500	387
Kwethluk, Inc.	158	600,168	44.0000	15.73	28.2700	317
Ungusraq Power Company (Newtok)	66	241,209	44.0000	26.38	17.6200	305
AVEC (Toksook Bay)	112	511,090	44.1900	26.73	17.4600	380
AVEC (Wales)	55	210,826	44.1900	26.73	17.4600	319
AVEC (Savoonga)	147	608,804	44.2700	26.80	17.4700	345
AVEC (Gambell)	170	695,467	44.6900	27.20	17.4900	341
Koyukuk, City of	52	83,549	45.0000	12.33	32.6700	134
Levelock Electric Cooperative	46	170,424	45.0000	30.96	14.0400	309
Napaskiak Electric Utility	95	334,450	45.0000	31.22	13.7800	293
AVEC (Goodnews Bay)	80	262,993	45.3600	27.84	17.5200	274
AVEC (Selawik)	189	805,246	45.5000	27.97	17.5300	355
AVEC (Noorvik)	152	898,027	45.6000	28.07	17.5300	492
Sand Point Electric Company	291	1,472,911	45.6300	22.22	23.4100	422
G & K, Inc. (Cold Bay)	33	251,926	45.7000	30.08	15.6200	636
Tuntutuliak Community Service Assoc.	86	381,300	46.0000	21.99	24.0100	369
AVEC (Huslia)	109	473,969	46.0900	28.53	17.5600	362
Atmoutluak Joint Utilities	57	248,128	46.8000	14.43	32.3700	363
AVEC (Kiana)	118	564,324	46.8200	29.23	17.5900	399
Allakaket Energy Systems (Alatna)	70	194,736	47.0500	32.00	15.0500	232
AVEC (Ambler)	89	396,014	47.3000	29.68	17.6200	371
Aniak Light & Power Company, Inc.	173	952,502	47.4800	26.13	21.3500	459
AVEC (Shungnak)	54	347,456	47.7400	30.10	17.6400	536
Chignik Lake Electric Utility, Inc.	37	197,603	47.8800	30.39	17.4900	445
Takotna Community Association	28	79,338	48.1000	16.75	31.3500	236
AVEC (Old Harbor)	97	343,426	48.3500	30.68	17.6700	295
AVEC (Nightmute)	49	227,117	48.4300	30.76	17.6700	386
I-N-N Electric Cooperative (Iliamna, Newhalen, and Nondalton)	176	807,033	49.6000	34.90	14.7000	382
Andreanof Electric Corporation (Atka)	26	127,670	50.0000	23.21	26.7900	409
Circle Utilities	31	99,024	50.0000	24.37	25.6300	266
Ekwok Electric	57	202,202	50.0000	21.31	28.6900	296
Koliganek Village	62	187,049	50.0000	22.36	27.6400	251
Kwig Power Company (Kwigillingok)	88	420,658	50.0000	25.63	24.3700	398

TABLE 3
Alaska Residential Electric Usage and Cost --Fiscal Year 2001
Sorted by Pre-PCE Rate per kWh (shaded communities receive PCE)

Utility / Community	# of Residential Customers	Residential kWh sales	June 30, 2001 *			Avg kWh Sales per Month
			Residential Rate Based on 500 kWh/Month (cents/kWh)	PCE Level	Effective Rate After PCE (cents/kWh)	
Nikolai Light & Power	33	123,388	50.0000	25.59	24.4100	312
Platinum, City of 8 months data	24	29,718	50.0000	37.67	12.3300	155
Twin Hills Village Council 3 months data	25	13,454	50.0000	25.64	24.3600	179
Far North Utilities (Central) New Central Electric Inc.	113	221,333	50.8900	24.36	26.5300	163
Hughes Power & Light	31	61,954	51.0000	29.43	21.5700	167
Venetie Village Electric 10 months data	74	113,756	51.0000	14.16	36.8400	154
Kobuk Valley Electric Company	33	129,735	53.0000	31.94	21.0600	328
Teller Power Company	71	287,086	54.8900	38.48	16.4100	337
Egegik Light & Power Company	71	156,862	55.0000	28.42	26.5800	184
Kokhanok Village Council	51	159,641	55.1000	27.55	27.5500	261
Gustavus Electric Company	326	814,071	56.9200	38.48	18.4400	208
Igiugig Electric Company	20	59,429	58.3100	19.95	38.3600	248
Napakiak Ircinraq Power Company	96	379,126	58.6100	38.48	20.1300	329
Tanana Power Company	102	309,207	58.6300	32.03	26.6000	253
Alutiiq Power Company (Karluk)	17	56,206	60.0000	38.48	21.5200	276
Pedro Bay Village Council	29	82,912	60.0000	32.30	27.7000	238
Manley Utility Company	66	106,426	61.3200	38.48	22.8400	134
Ruby, City of	103	230,332	63.0000	22.12	40.8800	186
MKEC (Chauthbaluk)	32	92,986	65.0600	38.48	26.5800	242
MKEC (Crooked Creek)	33	131,014	65.0600	38.48	26.5800	331
MKEC (Red Devil)	14	54,042	65.0600	38.48	26.5800	322
MKEC (Sleetmute)	36	104,990	65.0600	38.48	26.5800	243
MKEC (Stony River)	17	57,090	65.0600	38.48	26.5800	280
Lime Village Electric Co.	15	25,952	80.0300	38.48	41.5500	144

* Note: CVEA, Seward, Petersburg, Pt. Barrow, Wrangell, and Ketchikan data is as of June 30, 2001.

** Denotes that utility rates were taken directly from Commission approved tariff's.

*** Denotes the utility provided the rates to the Commission and the rates are not from a Commission approved tariff.

Arctic Village, Clark's Point, Stevens Village, Tatitlek
False Pass - Suspended due to no reports



Official Business

Alaska State Senate

Senate Finance Committee

Mail Stop 3100
State Capitol
Juneau, Alaska 99801-1182

SENATE BILL 185 SECTIONAL ANALYSIS

"An Act relating to the basis for determining eligibility for and the amount of power cost equalization payments; and providing for an effective date"

Section 1: Amends 42.45.100(a) to state that the Power Cost Equalization/Rural Electric Capitalization fund is established for the purpose of equalizing power cost per kWh statewide at a cost close to or equal to the *highest cost per kWh charged by a utility in the state that does not receive power cost equalization under AS 42.45.100 – 42.45.170 for sales to residential customers of 400 kilowatt-hours per month* instead of being based on the mean of the cost per kWh in Anchorage, Fairbanks and Juneau.

Rationale: Residents receiving PCE subsidies are paying less for their power costs than residents in communities not eligible for PCE. The change in the purpose addresses this inequity.

Section 2: Amends 42.45.110(b)(2) by reducing the maximum kWh consumption sold to each residential customer for which power cost equalization may be received from 500 kWh per month to 400 kWh.

Rationale: The average monthly kWh use in PCE-eligible communities in year 2000 was 415 kWh. Reducing the maximum consumption eligible for PCE encourages energy conservation without placing undue hardship on community residents.

Section 3: Amends 42.45.110(c) inserting a subsection (3) that stipulates that for each fiscal year after FY 01, power cost equalization payments will be based on the highest cost per kWh charged by a utility that does not receive PCE for sales to residential customers of 400 kWh per month.

Rationale: This section sets out the guidelines to accomplish the purpose listed in Section 1.

Section 4: Amends AS 42.45.110(d) to stipulate that power cost equalization paid shall be used to reduce the cost of the first 400 kWh per residential customer per month rather than 500 kWh.

Rationale: Housekeeping measure to keep the purpose of power cost equalization uniform.

Section 5: Provides an effective date of July 1, 2001



Alaska State Senate

Senate Finance Committee

Official Business

Mail Stop 3100
State Capitol
Juneau, Alaska 99801-1182

"Fact" Sheet for Senate Bill 185 to Reform PCE

What SB 185 Does:

☆ **Makes the program equitable**

- ☆ Nearly 80,000 residents (13% of state) live in communities eligible for PCE. Over 120,000 residents (19% of state) live in communities outside Anchorage, Fairbanks and Juneau that are not eligible for PCE.
- ☆ Residents in some PCE communities **pay less** for power than residents in communities not receiving PCE

This legislation equalizes PCE by changing the formula so the subsidy may not reduce residents' power costs to an amount less than the highest cost paid by residents living in a non-PCE-eligible community.

☆ **Encourages energy conservation**

The average monthly residential kWh consumption in PCE communities is 415 kWh/month, but the current cap is 500 kWh, meaning PCE communities have no incentive to conserve energy. This lowers the cap for the number of subsidy-eligible kWh to 400 per month, which encourages conservation without causing undue hardship on residents of those communities.

☆ **Promotes cooperation to institute ways to reduce energy costs statewide**

As the cost of power decreases in non-PCE communities, PCE customers' costs automatically decrease as well either through a higher subsidy or lower actual costs.

Financial Benefits to the State

- ☆ PCE is estimated to cost **\$17.9 million** in FY 02 given current electricity demand and PCE rates
- ☆ Changing the formula as stated above reduces that cost to \$9.3 million **saving \$8.6 million**
- ☆ Reducing the cap to 400 kWh/month saves another **\$650,000** for total savings of **\$9,250,000**.
- ☆ The revised program would cost approximately \$8,650,000 per year.
- ☆ This legislation eliminates the need for most of the Governor's FY02 request to appropriate \$7.8 million to the PCE/REC Fund for FY 02 PCE costs (budgeted at \$15.7 million).
- ☆ If the entire income from the PCE/REC Fund is not needed to pay the subsidy each year, the fund will grow through interest income, **making more income available** in future years to help pay future PCE costs.

Table 1
Comparison of FY 00 Sample Monthly Residential Electric Rates
Based on 3 Scenarios of Monthly kWh Usage
Sorted in ascending order for each usage
As of June 30, 2000

Table 1 uses data contained in the Regulatory Commission of Alaska 2000 Annual Report – Statistical Section regarding sample monthly residential electric rates for communities across the state. The reports contain data on 68 communities served by 27 separate utilities. There are 41 communities served by 20 utilities that are eligible for PCE and 27 communities served by 7 utilities that are not.

As of the June 30, 2001 report, Kodiak Electric Authority (KEA) had the highest electric rates of communities listed that do not receive power cost equalization.

Based on the usage of 100 kWh per month, residents in 28 communities receiving PCE pay less for their electricity than those served by KEA.

Based on the usage of 500 kWh per month, residents in 26 communities receiving PCE pay less for their electricity than those served by KEA.

Based on the usage of 750 kWh per month, residents in 19 communities receiving PCE pay less for their electricity than those served by KEA.

TABLE 1
Comparison of FY 00 Sample Monthly Residential Electric Rates
Based on 3 Scenarios of Monthly kWh Usage
Sorted in ascending order for each usage
as of June 30, 2000

Usage of 100 kWh Per Month			Usage of 500 kWh Per Month			Usage of 750 kWh Per Month		
Utility	Community	Customer Bill	Utility	Community	Customer Bill	Utility	Community	Customer Bill
AML	<i>Anchorage ML&P</i>	14.88	AML	<i>Anchorage ML&P</i>	48.16	AML	<i>Anchorage ML&P</i>	69.00
MEA	<i>Chugiak</i>	15.24	CEAI	<i>Anchorage CEAI</i>	52.22	GVEA	<i>Delta Junction</i>	71.08
MEA	<i>Eagle River</i>	15.24	CEAI	<i>Hope</i>	52.22	GVEA	<i>Fairbanks</i>	71.08
MEA	<i>Palmer</i>	15.24	CEAI	<i>Moose Pass</i>	52.22	GVEA	<i>Healy</i>	71.08
MEA	<i>Talkeetna</i>	15.24	CEAI	<i>Whittier</i>	52.22	GVEA	<i>Nenana</i>	71.08
MEA	<i>Wasilla</i>	15.24	MEA	<i>Chugiak</i>	53.60	GVEA	<i>North Pole</i>	71.08
MEA	<i>Willow</i>	15.24	MEA	<i>Eagle River</i>	53.60	CEAI	<i>Anchorage CEAI</i>	75.20
CEAI	<i>Anchorage CEAI</i>	15.44	MEA	<i>Palmer</i>	53.60	CEAI	<i>Hope</i>	75.20
CEAI	<i>Hope</i>	15.44	MEA	<i>Talkeetna</i>	53.60	CEAI	<i>Moose Pass</i>	75.20
CEAI	<i>Moose Pass</i>	15.44	MEA	<i>Wasilla</i>	53.60	CEAI	<i>Whittier</i>	75.20
CEAI	<i>Whittier</i>	15.44	MEA	<i>Willow</i>	53.60	AEL&P	<i>Douglas</i>	77.36
TePC	<i>Teller</i>	16.41	GVEA	<i>Delta Junction</i>	53.64	AEL&P	<i>Juneau</i>	77.36
KLP	<i>Kipnuk</i>	16.43	GVEA	<i>Fairbanks</i>	53.64	MEA	<i>Chugiak</i>	77.58
AEL&P	<i>Douglas</i>	17.68	GVEA	<i>Healy</i>	53.64	MEA	<i>Eagle River</i>	77.58
AEL&P	<i>Juneau</i>	17.68	GVEA	<i>Nenana</i>	53.64	MEA	<i>Palmer</i>	77.58
TEU	<i>Tattletale</i>	18.11	GVEA	<i>North Pole</i>	53.64	MEA	<i>Talkeetna</i>	77.58
ML&P	<i>McGrath</i>	18.49	AEL&P	<i>Douglas</i>	54.40	MEA	<i>Wasilla</i>	77.58
GVEA	<i>Delta Junction</i>	18.73	AEL&P	<i>Juneau</i>	54.40	MEA	<i>Willow</i>	77.58
GVEA	<i>Fairbanks</i>	18.73	HEA	<i>Homer</i>	55.55	HEA	<i>Homer</i>	77.82
GVEA	<i>Healy</i>	18.73	HEA	<i>Kenai</i>	55.55	HEA	<i>Kenai</i>	77.82
GVEA	<i>Nenana</i>	18.73	HEA	<i>Ninilchik</i>	55.55	HEA	<i>Ninilchik</i>	77.82
GVEA	<i>North Pole</i>	18.73	HEA	<i>Soldotna</i>	55.55	HEA	<i>Soldotna</i>	77.82
UVEC	<i>Unalakleet</i>	19.23	HEA	<i>Sterling</i>	55.55	HEA	<i>Sterling</i>	77.82
HEA	<i>Homer</i>	19.91	HEA	<i>Halibut Cove</i>	57.01	HEA	<i>Halibut Cove</i>	80.98
HEA	<i>Kenai</i>	19.91	HEA	<i>Port Graham</i>	57.01	HEA	<i>Port Graham</i>	80.98
HEA	<i>Ninilchik</i>	19.91	HEA	<i>Seldovia</i>	57.01	HEA	<i>Seldovia</i>	80.98
HEA	<i>Soldotna</i>	19.91	APC	<i>Haines</i>	71.96	APC	<i>Haines</i>	106.78
HEA	<i>Sterling</i>	19.91	APC	<i>Skagway</i>	71.96	APC	<i>Skagway</i>	106.78
SPEC	<i>Sand Point</i>	20.04	APC	<i>Craig</i>	72.41	APC	<i>Craig</i>	107.41
APC	<i>Haines</i>	20.12	APC	<i>Hollis</i>	72.41	APC	<i>Hollis</i>	107.41
APC	<i>Skagway</i>	20.12	APC	<i>Hydaburg</i>	72.41	APC	<i>Hydaburg</i>	107.41
HEA	<i>Halibut Cove</i>	20.20	SPEC	<i>Sand Point</i>	72.52	APC	<i>Tok</i>	113.49
HEA	<i>Port Graham</i>	20.20	APC	<i>Tok</i>	75.41	SPEC	<i>Sand Point</i>	113.58
HEA	<i>Seldovia</i>	20.20	APC	<i>Whale Pass</i>	76.71	GZU	<i>Fort Yukon</i>	115.58
APC	<i>Craig</i>	20.21	GEC	<i>Gustavus</i>	77.80	APC	<i>Whale Pass</i>	117.77
APC	<i>Hollis</i>	20.21	APC	<i>Coffman Cove</i>	77.86	APC	<i>Coffman Cove</i>	119.42
APC	<i>Hydaburg</i>	20.21	APC	<i>Naukatli</i>	79.06	BUC	<i>Bethel</i>	120.72
FNU	<i>Central</i>	20.72	APC	<i>Eagle</i>	79.56	APC	<i>Naukatli</i>	121.18
APC	<i>Tok</i>	20.81	APC	<i>Healy Lake</i>	79.66	UVEC	<i>Unalakleet</i>	123.34
NIPC	<i>Napakiaik</i>	20.96	UVEC	<i>Unalakleet</i>	80.15	ML&P	<i>McGrath</i>	124.37
APC	<i>Whale Pass</i>	21.07	BUC	<i>Bethel</i>	80.25	GEC	<i>Gustavus</i>	125.48
APC	<i>Coffman Cove</i>	21.30	APC	<i>Chistochina</i>	80.26	APC	<i>Eagle</i>	126.05
BUC	<i>Bethel</i>	21.37	APC	<i>Mentasta</i>	80.31	APC	<i>Healy Lake</i>	126.40
APC	<i>Naukatli</i>	21.54	APC	<i>Northway</i>	80.31	G&K	<i>Cold Bay</i>	126.59
APC	<i>Eagle</i>	21.64	G&K	<i>Cold Bay</i>	80.35	APC	<i>Chistochina</i>	128.36
APC	<i>Healy Lake</i>	21.66	APC	<i>Bettles & Evansville</i>	80.46	KEA	<i>Kodiak</i>	128.49
APC	<i>Chistochina</i>	21.78	ML&P	<i>McGrath</i>	80.95	KEA	<i>Port Lions</i>	128.49

Communities in bold receive PCE; Highlighted communities of Kodiak and Port Lions and communities in italics do not receive PCE.

Source: Regulatory Commission of Alaska 2000 Annual Report-Statistical Section

TABLE 1
Comparison of FY 00 Sample Monthly Residential Electric Rates
Based on 3 Scenarios of Monthly kWh Usage
Sorted in ascending order for each usage
as of June 30, 2000

Usage of 100 kWh Per Month			Usage of 500 kWh Per Month			Usage of 750 kWh Per Month		
Utility	Community	Customer Bill	Utility	Community	Customer Bill	Utility	Community	Customer Bill
APC	Mentasta	21.79	APC	Tetlin	81.21	APC	Mentasta	128.56
APC	Northway	21.79	TePC	Teller	82.05	APC	Northway	128.61
APC	Bettles & Evansville	21.82	KLP	Kipnuk	82.15	KLP	Kipnuk	128.77
APC	Tetlin	21.97	APC	Alatna	82.51	APC	Bettles & Evansville	129.10
APC	Alatna	22.23	APC	Allakaket	82.51	APC	Tetlin	131.62
APC	Allakaket	22.23	<i>KEA</i>	<i>Kodiak</i>	<i>88.16</i>	APC	Alatna	136.08
CLEU	Chignik Lake	22.49	<i>KEA</i>	<i>Port Lions</i>	<i>88.16</i>	APC	Allakaket	136.08
<i>KEA</i>	<i>Kodiak</i>	<i>23.63</i>	GZU	Fort Yukon	89.84	TEU	Tatitlek	140.39
<i>KEA</i>	<i>Port Lions</i>	<i>23.63</i>	TEU	Tatitlek	90.55	TePC	Teller	142.32
AL&P	Aniak	24.07	CLEU	Chignik Lake	92.45	CLEU	Chignik Lake	151.37
GEC	Gustavus	25.16	FNU	Central	103.60	FNU	Central	169.36
G&K	Cold Bay	26.07	NIPC	Napakiak	104.80	AL&P	Aniak	169.62
EL&P	Egegik	26.58	AL&P	Aniak	108.78	NIPC	Napakiak	170.09
TaPC	Tanana	28.23	MUC	Manley Hot Springs	124.80	TaPC	Tanana	193.25
GZU	Fort Yukon	29.96	TaPC	Tanana	127.78	MUC	Manley Hot Springs	196.45
MKEC	Chuathbaluk	40.35	EL&P	Egegik	132.90	EL&P	Egegik	213.56
MKEC	Crooked Creek	40.35	MKEC	Chuathbaluk	141.75	MKEC	Chuathbaluk	224.37
MKEC	Red Devil	40.35	MKEC	Crooked Creek	141.75	MKEC	Crooked Creek	224.37
MKEC	Sleetmute	40.35	MKEC	Red Devil	141.75	MKEC	Red Devil	224.37
MKEC	Stony River	40.35	MKEC	Sleetmute	141.75	MKEC	Sleetmute	224.37
MUC	Manley Hot Springs	40.96	MKEC	Stony River	141.75	MKEC	Stony River	224.37
LVTC	Lime Village	41.52	LVTC	Lime Village	207.60			

AEL&P = Alaska Electric Light & Power
APC = Alaska Power Company
AL&P = Aniak Light & Power
BUC = Bethel Utilities Corporation
CLEU = Chignik Lake Electric Utility
CEAI = Chugach Electric Association, Inc.
EL&P = Egegik Light & Power Co.
FNU = Far North Utilities
G&K = G&K, Inc.
GVEA = Golden Valley Electric Association, Inc.
GEC = Gustavus Electric Co.
GZU = Gwitchyaa Zhee Utilities
HEA = Homer Electric Association, Inc.

KLP = Kipnuk Light Plant
KEA = Kodiak Electric Association
LVTC = Lime Village Traditional Council
MUC = Manley Utility Company
MEA = Matanuska Electric Association
ML&P = McGrath Light & Power
MKEC = Middle Kuskokwim Electric Coop., Inc.
AML&P = Municipal Light & Power
NIPC = Napakiak Ircinraq Power Company
SPEC = Sand Point Electric Co.
TaPC = Tanana Power Co.
TEU = Tatitlek Electric Utility
TePC = Teller Power Co.
UVEC = Unalakleet Valley Electric Cooperating

Communities in **bold** receive PCE; Highlighted communities of Kodiak and Port Lions and communities in italics do not receive PCE.

Source: Regulatory Commission of Alaska 2000 Annual Report-Statistical Section

TABLE 2
Year 2000 Average Monthly Residential kWh Consumption
in PCE Communities

Month	Residential kWh Consumption	Average Consumption Per Customer
January 2000	12,503,248	505
February 2000	10,863,124	439
March 2000	10,247,853	414
April 2000	9,657,051	390
May 2000	9,219,881	372
June 2000	8,975,083	363
July 2000	9,324,822	377
August 2000	9,347,588	378
September 2000	9,636,429	389
October 2000	10,056,392	406
November 2000	11,054,911	447
December 2000	12,453,655	503
 Total Residential	 123,340,037	 415
Total April-September	56,160,854	378
Total October - March	67,179,183	452

Residential Customers in PCE Communities = 24,753

Source: Statistical Report of the Power Cost Equalization Program,
Fiscal Year 2000, July 1, 1999 - June 30, 2000, Thirteenth Edition, March
2001, page 11 b

Residential kWh Consumption: Memorandum from David Gerber
e-mailed to Senator Donley's Office 2/28/01

TABLE 3
Power Cost Equalization
Sample Residential Monthly Electric Bill Comparison Worksheet
(Rates as of March 2001)

This table shows the effect of SB 185 on the communities that receive power cost equalization that are contained in the Regulatory Commission's annual report.

The kWh usage of 415 is the average monthly usage per residential customer in communities receiving PCE. (per 2/28/01 memo from David Gerber)

The base rate of \$.20/kWh is equivalent to that paid by residents of the Copper River Basin (who are not eligible for PCE) for the same usage.

The table is prepared using a database provided by the finance section of the Regulatory Commission of Alaska.

This table shows that based on the average usage of 415 kWh/month, residents in communities receiving PCE would pay an additional \$20 - \$38 per month for their electricity under the provisions of SB 185

TABLE 3
Power Cost Equalization
Sample Residential Monthly Electric Bill Comparison Worksheet
(Rates as of March 2001)

Revised Base Rate (¢/kWh) => \$ 0.20 (Current rate paid by Copper River Basin/CVEA)
(Currently \$.12 /kWh)

Consumption Level (kWh) 415 (Average kWh usage in PCE communities)

PCE Cap (kWh) 400

		415 kWh				
Community		Current	Revised	Customer Difference	400 kWh	Customer Difference
Alatna	Monthly Bill	202.55	202.55		202.55	
Alaska Power Company	PCE Credit	132.80	99.52		95.92	
	Customer Bill	69.75	103.03	33.28	106.63	36.88
		x				
Allakaket	Monthly Bill	202.55	202.55		202.55	
Alaska Power Company	PCE Credit	132.80	99.52		95.92	
	Customer Bill	69.75	103.03	33.28	106.63	36.88
		x				
Aniak	Monthly Bill	204.10	204.10		204.10	
Aniak Light And Power	PCE Credit	111.38	78.10		75.27	
	Customer Bill	92.72	126.00	33.28	128.83	36.10
		x				
Bethel	Monthly Bill	118.54	118.54		118.54	
Bethel Utilities Corporation Inc.	PCE Credit	49.79	16.52		15.92	
	Customer Bill	68.75	102.02	33.28	102.62	33.88
		x				
Bettles	Monthly Bill	174.83	174.83		174.83	
Alaska Power Company	PCE Credit	106.45	73.17		70.53	
	Customer Bill	68.38	101.66	33.28	104.30	35.92
		x				
Central	Monthly Bill	188.58	188.58		188.58	
Far North Utilities, Inc.	PCE Credit	103.24	69.97		67.44	
	Customer Bill	85.34	118.61	33.28	121.14	35.81
		x				
Chauthbaluk	Monthly Bill	289.03	289.03		289.03	
Middle Kuskokwim Electric Coop. Inc.	PCE Credit	159.67	126.39		121.82	
	Customer Bill	129.36	162.64	33.28	167.21	37.85
		x				
Chignik Lake	Monthly Bill	203.70	203.70		203.70	
Chignik Lake Electric	PCE Credit	126.12	92.84		89.49	
	Customer Bill	77.58	110.86	33.28	114.21	36.63
		x				
Chistochina	Monthly Bill	169.39	169.39		169.39	
Alaska Power Company	PCE Credit	101.28	68.00		65.55	
	Customer Bill	68.11	101.39	33.28	103.84	35.74
		x				
Coffman Cove	Monthly Bill	140.63	140.63		140.63	
Alaska Power Company	PCE Credit	73.65	40.37		38.91	
	Customer Bill	66.98	100.26	33.28	101.72	34.74
		x				

TABLE 3
Power Cost Equalization
Sample Residential Monthly Electric Bill Comparison Worksheet
(Rates as of March 2001)

		415 kWh				
		Current	Revised	Customer Difference	400 kWh	Customer Difference
Community						
Cold Bay	Monthly Bill	202.16	202.16		202.16	
<i>G & K, Inc.</i>	PCE Credit	131.88	98.60		95.03	
	Customer Bill	70.28	103.56	33.28	107.13	36.84
		x				
Craig	Monthly Bill	84.03	84.03		84.03	
<i>Alaska Power Company</i>	PCE Credit	22.55	-		-	
	Customer Bill	61.48	84.03	22.55	84.03	22.55
		x				
Crooked Creek	Monthly Bill	289.03	289.03		289.03	
<i>Middle Kuskokwim Electric Coop. Inc.</i>	PCE Credit	159.67	126.39		121.82	
	Customer Bill	129.36	162.64	33.28	157.21	37.85
		x				
Eagle	Monthly Bill	163.68	163.68		163.68	
<i>Alaska Power Company</i>	PCE Credit	95.88	62.60		60.34	
	Customer Bill	67.80	101.08	33.28	103.34	35.54
		x				
Egegik	Monthly Bill	228.25	228.25		228.25	
<i>Egegik Light And Power</i>	PCE Credit	117.96	84.68		81.62	
	Customer Bill	110.29	143.57	33.28	146.63	36.34
		x				
Ft. Yukon	Monthly Bill	138.76	138.76		138.76	
<i>Gwitchyaa Zhee Utility</i>	PCE Credit	60.40	27.12		26.14	
	Customer Bill	78.36	111.64	33.28	112.62	34.26
		x				
Gustavus	Monthly Bill	223.78	223.78		223.78	
<i>Gustavus Electric Company, Inc.</i>	PCE Credit	159.67	126.39		121.82	
	Customer Bill	64.11	97.39	33.28	101.96	37.85
		x				
Haines	Monthly Bill	80.95	80.95		80.95	
<i>Alaska Power Company</i>	PCE Credit	19.99	-		-	
	Customer Bill	60.96	80.95	19.99	80.95	19.99
		x				
Healy Lake	Monthly Bill	171.30	171.30		171.30	
<i>Alaska Power Company</i>	PCE Credit	103.10	69.82		67.29	
	Customer Bill	68.20	101.48	33.28	104.01	35.80
		x				
Hollis	Monthly Bill	84.03	84.03		84.03	
<i>Alaska Power Company</i>	PCE Credit	22.55	-		-	
	Customer Bill	61.48	84.03	22.55	84.03	22.55
		x				
Hydaburg	Monthly Bill	84.03	84.03		84.03	
<i>Alaska Power Company</i>	PCE Credit	22.55	-		-	
	Customer Bill	61.48	84.03	22.55	84.03	22.55
		x				
Kipnuk	Monthly Bill	114.17	114.17		114.17	
<i>Kipnuk Light Plant</i>	PCE Credit	45.97	12.69		12.23	
	Customer Bill	68.20	101.48	33.28	101.94	33.74
		x				

TABLE 3
Power Cost Equalization
Sample Residential Monthly Electric Bill Comparison Worksheet
(Rates as of March 2001)

		415 kWh				
		Current	Revised	Customer Difference	400 kWh	Customer Difference
Community Lime Village <i>Lime Village Traditional Council</i>	Monthly Bill	332.00	332.00		332.00	
	PCE Credit	159.67	126.39		121.82	
	Customer Bill	172.33	205.61	33.28	210.18	37.85
Manley <i>Manley Utility Company, Inc.</i>	Monthly Bill	274.49	274.49		274.49	
	PCE Credit	159.67	126.39		121.82	
	Customer Bill	114.82	148.10	33.28	152.67	37.85
McGrath <i>McGrath Light & Power Co.</i>	Monthly Bill	151.65	151.65		151.65	
	PCE Credit	87.68	54.40		52.44	
	Customer Bill	63.97	97.25	33.28	99.21	35.24
Mentasta <i>Alaska Power Company</i>	Monthly Bill	x				
	Monthly Bill	174.00	174.00		174.00	
	PCE Credit	105.66	72.38		69.76	
Napakiak <i>Napakiak Ircinaq Power Company</i>	Customer Bill	68.34	101.62	33.28	104.24	35.89
	Monthly Bill	x				
	Monthly Bill	243.24	243.24		243.24	
Naukati <i>Alaska Power Company</i>	PCE Credit	155.57	122.29		117.87	
	Customer Bill	87.67	120.95	33.28	125.37	37.70
	Monthly Bill	135.32	135.32		135.32	
Northway <i>Alaska Power Company</i>	PCE Credit	68.60	35.32		34.04	
	Customer Bill	66.72	100.00	33.28	101.28	34.56
	Monthly Bill	x				
Red Devil <i>Middle Kuskokwim Electric Coop. Inc.</i>	Monthly Bill	163.17	163.17		163.17	
	PCE Credit	95.37	62.09		59.85	
	Customer Bill	67.80	101.08	33.28	103.32	35.52
Sand Point <i>Sand Point Electric, Inc.</i>	Monthly Bill	x				
	Monthly Bill	289.03	289.03		289.03	
	PCE Credit	159.67	126.39		121.82	
Skagway <i>Alaska Power Company</i>	Customer Bill	129.36	162.64	33.28	167.21	37.85
	Monthly Bill	152.72	152.72		152.72	
	PCE Credit	90.24	56.97		54.91	
Sleetmute <i>Middle Kuskokwim Electric Coop. Inc.</i>	Customer Bill	62.48	95.75	33.28	97.81	35.34
	Monthly Bill	x				
	Monthly Bill	80.95	80.95		80.95	
Stony River <i>Middle Kuskokwim Electric Coop. Inc.</i>	PCE Credit	19.99	-		-	
	Customer Bill	60.96	80.95	19.99	80.95	19.99
	Monthly Bill	x				
Sleetmute <i>Middle Kuskokwim Electric Coop. Inc.</i>	Monthly Bill	289.03	289.03		289.03	
	PCE Credit	159.67	126.39		121.82	
	Customer Bill	129.36	162.64	33.28	167.21	37.85
Stony River <i>Middle Kuskokwim Electric Coop. Inc.</i>	Monthly Bill	289.03	289.03		289.03	
	PCE Credit	159.67	126.39		121.82	
	Customer Bill	129.36	162.64	33.28	167.21	37.85

TABLE 3
Power Cost Equalization
Sample Residential Monthly Electric Bill Comparison Worksheet
(Rates as of March 2001)

		415 kWh				
Community		Current	Revised	Customer Difference	400 kWh	Customer Difference
Tanana <i>Tanana Power Company, Inc</i>	Monthly Bill	255.42	255.42		255.42	
	PCE Credit	140.43	107.15		103.28	
	Customer Bill	114.99	148.27	33.28	152.14	37.15
Tatitlek <i>Tatitlek Electric Utility</i>	Monthly Bill	113.14	113.14		113.14	
	PCE Credit	37.85	4.57		4.40	
	Customer Bill	75.29	108.57	33.28	108.74	33.44
Teller <i>Teller Power Company</i>	Monthly Bill	x				
	PCE Credit	227.80	227.80		227.80	
	Customer Bill	159.67	126.39	33.28	105.98	37.85
Tetlin <i>Alaska Power Company</i>	Monthly Bill	68.13	101.41			
	PCE Credit	x				
	Customer Bill	180.60	180.60		180.60	
Tok <i>Alaska Power Company</i>	PCE Credit	111.93	78.65		75.81	
	Customer Bill	68.67	101.95	33.28	104.79	36.12
	Monthly Bill	x				
Unalakleet <i>Matanuska Electric Association Inc.</i>	PCE Credit	108.63	108.63		108.63	
	Customer Bill	44.20	10.92	33.28	98.11	33.67
	Monthly Bill	64.43	97.71			
Whale Pass <i>Alaska Power Company</i>	PCE Credit	x				
	Customer Bill	115.77	115.77		115.77	
	Monthly Bill	48.61	15.33		14.78	
Whale Pass <i>Alaska Power Company</i>	Customer Bill	67.16	100.44	33.28	100.99	33.83
	Monthly Bill	x				
	PCE Credit	148.64	148.64		148.64	
Whale Pass <i>Alaska Power Company</i>	Customer Bill	81.25	47.98		46.24	
	Monthly Bill	67.39	100.66	33.28	102.40	35.01
	Customer Bill	x				

- (1) consider the status of the fund's capital and the income generated on both current and probable future bases;
 - (2) determine the appropriate investment objectives;
 - (3) establish investment policies to achieve the objectives; and
 - (4) act only in regard to the best financial interests of the fund.
- (c) On July 1 of each year, the commissioner shall determine the monthly average market value of the fund for the previous three fiscal years. (§ 6 ch 60 SLA 2000)

Sec. 42.45.085. Use of the power cost equalization endowment fund. (a) Seven percent of the amount determined by the commissioner of revenue on July 1 of each year under AS 42.45.080(c) may be appropriated for the fiscal year beginning the following July 1 for the following purposes:

- (1) funding the power cost equalization and rural electric capitalization fund (AS 42.45.100);
 - (2) reimbursement to the Department of Revenue for the costs of establishing and managing the fund; and
 - (3) reimbursement of other costs of administration of the fund.
- (b) Nothing in this section creates a dedicated fund. (§ 6 ch 60 SLA 2000)

Cross references. — For special appropriation amounts for fiscal years 2002 through the first fiscal year that begins after the closing date of the sale of the four dam pool, see § 14, ch. 60, SLA 2000 in the 2000 Temporary and Special Acts.

Sec. 42.45.099. Definition. In AS 42.45.070 — 42.45.099, "fund" means the power cost equalization endowment fund established in AS 42.45.070. (§ 6 ch 60 SLA 2000)

Article 3. Power Cost Equalization and Rural Electric Capitalization.

Section	Section
100. Power cost equalization and rural electric capitalization fund	140. Customer petitions
110. Entitlement to power cost equalization	150. Definitions for AS 42.45.100 — 42.45.150
115. Exclusion from eligibility	160. Adjustments to power cost equalization
120. Notice to customers	170. Equalization assistance to unregulated utilities
130. Cost minimization	180. Grants for utility improvements
	190. Definition for AS 42.45.100 — 42.45.190

Sec. 42.45.100. Power cost equalization and rural electric capitalization fund. (a) The power cost equalization and rural electric capitalization fund is established as a separate fund for the purpose of

- (1) equalizing power cost per kilowatt-hour statewide at a cost close to or equal to the mean of the cost per kilowatt-hour in Anchorage, Fairbanks, and Juneau by paying money from the fund to eligible electric utilities in the state; and

- (2) making grants to eligible utilities under AS 42.45.180 to improve the performance of the utility.

(b) The fund shall be administered by the authority as a fund distinct from the other funds of the authority. The fund is composed of

- (1) money appropriated to provide power cost equalization to eligible electric utilities and to provide grants for utility improvements;
- (2) money appropriated from the National Petroleum Reserve — Alaska special revenue fund under AS 37.05.530(g);
- (3) money appropriated from the power cost equalization endowment fund (AS 42.45.070) under AS 42.45.085(a);
- (4) gifts, bequests, contributions from other sources, and federal money; and
- (5) interest earned on the fund balance.

(c) The fund is not a dedicated fund. (§ 5 ch 18 SLA 1993; am § 4 ch 93 SLA 1999; am § 8 ch 60 SLA 2000)

Revisor's notes. — In 1999, in this section, "department" was changed to "authority" in accordance with § 91(b), ch. 58, SLA 1999. In 2000, in (a)(2) of this section, "making" was substituted for "to make" to correct a manifest error.

Effect of amendments. — The 1999 amendment, effective July 8, 1999, in subsection (b) added present paragraphs (2) and (3), redesignated former paragraph (2) as paragraph (4), and in paragraph (4) substituted "the fund balance" for "those appropriations."

The 2000 amendment, effective July 1, 2000, added present paragraph (b)(3) and made related changes and in paragraph (b)(4) inserted ", and federal money."

Opinions of attorney general. — The Alaska

Public Utilities Commission has the authority to promulgate standards for defining costs under the power cost equalization program (the article), and standards for generation efficiency. The commission is empowered to adopt these standards as regulations under AS 42.05.151, as long as the provisions of the Administrative Procedure Act are followed (decided under former AS 44.83.162 — 44-83.165). May 16, 1988, Op. Att'y Gen.

The department is not required to pursue annual appropriations in order to disburse moneys in the southeast energy fund and the power cost equalization and rural electric capitalization fund once the legislature has capitalized those funds. September 27, 1995 Op. Att'y Gen.

Sec. 42.45.110. Entitlement to power cost equalization. (a) The costs used to calculate the amount of power cost equalization for all electric utilities eligible under AS 42.45.100 — 42.45.150 include all allowable costs, except return on equity, used by the Regulatory Commission of Alaska to determine the revenue requirement for electric utilities subject to rate regulation under AS 42.05. The costs used in determining the power cost equalization per kilowatt-hour shall exclude any other type of assistance that reduces the customer's costs of power on a kilowatt-hour basis and that is provided to the electric utility within 60 days before the commission determines the power cost equalization per kilowatt-hour of the electric utility. In calculating power cost equalization, the commission may not consider validated costs or kilowatt-hour sales associated with a United States Department of Defense facility.

(b) An eligible electric utility is entitled to receive power cost equalization

(1) for sales of power to local community facilities, calculated in the aggregate for each community served by the electric utility, for actual consumption of not more than 70 kilowatt-hours per month for each resident of the community; the number of community residents shall be determined under AS 29.60.020; and

(2) for actual consumption of not more than 500 kilowatt-hours per month sold to each residential customer.

(c) The amount of power cost equalization provided per kilowatt-hour under subsection (b) of this section may not exceed 95 percent of the power costs, or the average rate per eligible kilowatt-hour sold, whichever is less, as determined by the commission. However,

(1) during the state fiscal year that began July 1, 1999, the power costs for which power cost equalization were paid to an electric utility were limited to minimum power costs of more than 12 cents per kilowatt-hour and less than 52.5 cents per kilowatt-hour;

(2) during each following state fiscal year, the commission shall adjust the power costs for which power cost equalization may be paid to an electric utility based on the weighted average retail residential rate in Anchorage, Fairbanks, and Juneau; however, the commission may not adjust the power costs under this paragraph to reduce the amount below the lower limit set out in (1) of this subsection; and

(3) the power cost equalization per kilowatt-hour may be determined for a utility without historical kilowatt-hour sales data by using kilowatt-hours generated.

(d) An electric utility whose customers receive power cost equalization under AS 42.45.100 — 42.45.150 shall set out in its tariff the rates without the power cost equalization and the amount of power cost equalization per kilowatt-hour sold. The rate charged to the customer shall be the difference between the two amounts. Power cost equalization paid under AS 42.45.100 — 42.45.150 shall be used to reduce the cost of all power sold to local community facilities, in the aggregate, to the extent of 70 kilowatt-hours per month per resident of the community, and to reduce the cost of the first 500 kilowatt-hours per residential customer per month.

(e) The power cost equalization program shall be administered by the authority based on a determination by the commission under (a) and (c) of this section of power cost equalization per kilowatt-hour for each eligible electric utility.

(f) The authority may not deny an eligible electric utility power cost equalization because complete cost information is not available. The commission shall assist an eligible electric utility that is exempt from rate regulation under AS 42.05 to provide the cost information the commission considers necessary to comply with AS 42.45.100 — 42.45.150. Only power costs that are supportable may be considered in calculating power cost equalization. Each electric utility is responsible for keeping records that provide the information necessary to comply with AS 42.45.100 — 42.45.150 including records of monthly kilowatt-hour sales or generation, monthly fuel balances, fuel purchases, and monthly utility fuel consumption.

(g) The commission shall determine the cost of fuel for each eligible electric utility using the procedure for approving fuel cost rate adjustments of electric utilities subject to rate regulation under AS 42.05.

(h) Each electric utility receiving power cost equalization approved by the commission shall

(1) report monthly to the authority within the time and in the form the authority requires; and

(2) use operational equipment designed to meter individual utility customer power consumption and to determine and record the utility's overall fuel consumption.

(i) The authority shall review the report required under (h) of this section. After review and approval of the report, the authority shall, subject to appropriation, pay to each eligible electric utility an amount equal to the power cost equalization per kilowatt-hour determined under (a) and (c) of this section, multiplied by the number of kilowatt-hours eligible for power cost equalization that were sold during the preceding month to all customers of the utility under (b) of this section. Payment shall be made by the authority within 30 days after receipt from the utility of the report required under (h) of this section. If appropriations that have been made for the purpose by July 1 of a fiscal year are insufficient for payment in full, the amount paid to each electric utility shall be reduced on a pro rata basis. In making the pro rata reductions required by this subsection, the authority may not consider any potential supplemental appropriation until the appropriation has been enacted. (§ 5 ch 18 SLA 1993; am §§ 7 — 11 ch 9 SLA 1994; am §§ 5 — 8 ch 93 SLA 1999)

Revisor's notes. — In 1999, in subsection (a), "Regulatory Commission of Alaska" was substituted for "Alaska Public Utilities Commission" in accordance with § 30(a), ch. 25, SLA 1999. In 1999, in this section, "department" was changed to "authority" in accordance with § 91(b), ch. 58, SLA 1999.

Effect of amendments. — The 1994 amendment, effective April 7, 1994, substituted "commission" for "department" in subsections (c) and (e)-(h).

The 1999 amendment, effective July 8, 1999, rewrote paragraph (b)(2); in subsection (c) substituted "July 1, 1999" for "July 1, 1993" and "12 cents" for "9.5

cents" in paragraph (1) and added the language beginning "however" at the end of paragraph (2); in the last sentence in subsection (d) substituted "500" for "700," inserted "residential," and deleted "for all other classes served by the electric utility except state and federal offices and state and federal facilities other than public schools" from the end; and in subsection (i) rewrote the next-to-last sentence and added the last sentence.

Editor's notes. — Under § 20, ch. 9, SLA 1994, the 1994 amendments to this section are retroactive to August 11, 1993.

Sec. 42.45.115. Exclusion from eligibility. (a) Notwithstanding the definition of "eligible electric utility" in AS 42.45.150, an electric utility whose primary source of power for sale to customers is one or more of the power projects that were part of the former initial project may not be considered an eligible electric utility.

(b) In this section, "former initial project" includes the Tyee Lake, Swan Lake, Solomon Gulch, and Terror Lake hydroelectric facilities. (§ 9 ch 60 SLA 2000)

Effective dates. — Section 21, ch. 60, SLA 2000 makes this section effective July 1, 2000.

Sec. 42.45.120. Notice to customers. If an electric utility receives power cost equalization under AS 42.45.100 — 42.45.150, the utility shall either give to its electric service customers eligible under this program, for each period for which the payment is received,

(1) the following notice:

NOTICE TO CUSTOMER

For the most recent monthly reporting period under the State of Alaska's power cost equalization program, this utility's actual fuel efficiency for your community was kilowatt-hours a gallon. The applicable fuel efficiency standard set out in regulations for the power cost equalization program is kilowatt-hours a gallon.

For the current billing period, the utility will be paid under the State of Alaska's power cost equalization program (AS 42.45.100) to assist the utility and its customers in reducing the high cost of generation of electric energy.

Your total electrical service cost	\$.....
Less state equalization	\$.....
Your charge	\$.....; or

(2) a notice approved by the authority that provides electric service customers the same information provided by the notice in (1) of this section. (§ 5 ch 18 SLA 1993; am § 9 ch 93 SLA 1999)

Revisor's notes. — In 1999, in this section, "department" was changed to "authority" in accordance with § 91(b), ch. 58, SLA 1999.

Effect of amendments. — The 1999 amendment, effective July 8, 1999, added the first paragraph in the "NOTICE TO CUSTOMER" form.

Sec. 42.45.130. Cost minimization. (a) In order to qualify for power cost equalization, each electric utility shall make every reasonable effort to minimize administrative, operating, and overhead costs, including using the best available technology consistent with sound utility management practices. In reviewing applications for power cost equalization, the commission may require the elimination of unnecessary operating expenses. Each eligible electric utility shall cooperate with appropriate state agencies to implement cost-effective energy conservation measures and to plan for and implement feasible alternatives to diesel generation.

(b) In this section, "energy conservation measures" include weatherization and other insulating methods, utilization of waste heat, appropriate sizing of new generating equipment, and other programs of the state or federal government intended and available for energy conservation. (§ 5 ch 18 SLA 1993; am § 12 ch 9 SLA 1994)

Effect of amendments. — The 1994 amendment, effective April 7, 1994, substituted "commission" for "department" in the second sentence in subsection (a).

Editor's notes. — Under § 20, ch. 9, SLA 1994, the 1994 amendment to (a) of this section is retroactive to August 11, 1993.

Sec. 42.45.140. Customer petitions. If the authority receives a petition requesting power cost equalization, signed by at least 25 percent of the customers of an electric utility that is subject to rate regulation under AS 42.05 and that has not applied for power cost equalization under AS 42.45.100 — 42.45.150, the authority shall require the utility to submit a power cost equalization application. Upon a determination of eligibility for power cost equalization, the utility, as a part of its service, shall receive power cost equalization and pass power cost equalization benefits to its customers under AS 42.45.100 — 42.45.150. (§ 5 ch 18 SLA 1993)

Revisor's notes. — In 1999, in this section, "department" was changed to "authority" in accordance with § 91(b), ch. 58, SLA 1999.

Sec. 42.45.150. Definitions for AS 42.45.100 — 42.45.150. In AS 42.45.100 — 42.45.150,

(1) "community facility" means a water and sewer facility, public outdoor lighting, charitable educational facility, or community building whose operations are not paid for by the state, the federal government, or private commercial interests;

(2) "eligible electric utility" or "electric utility" means a public, cooperative, or other corporation, company, individual, or association of individuals, and includes the lessees, trustees, or receivers appointed by a court, that

(A) owns, operates, manages, or controls a plant or system for the furnishing, by generation, transmission, or distribution, of electric service to the public for compensation;

(B) during calendar year 1983, had a residential consumption level of power eligible for power cost equalization under former AS 44.83 of less than 7,500 megawatt hours or had a residential consumption level of power eligible for power cost equalization under former AS 44.83 of less than 15,000 megawatt hours if the utility served two or more municipalities or unincorporated communities; and

(C) during calendar year 1984, used diesel fired generators to produce more than 75 percent of the electrical consumption of the utility; an electric utility that is a subsidiary of another electric utility is an "eligible electric utility" if the operations of the subsidiary, considered separately, meet the eligibility requirements of AS 42.45.100 — 42.45.150; if an electric utility did not receive power cost assistance in 1983 but is otherwise eligible for power cost equalization under AS 42.45.100 — 42.45.150, the utility is an "eligible electric utility";

(3) "power costs" means costs used in determining power cost equalization under AS 42.45.110(a) and (c). (§ 5 ch 18 SLA 1993)

Sec. 42.45.160. Adjustments to power cost equalization. (a) The commission may adjust the power cost equalization per kilowatt-hour, determined under AS 42.45.100 — 42.45.150, payable to an electric utility that is subject to rate regulation under AS 42.05 if the

(1) commission has approved a fuel cost rate adjustment caused by an increase or decrease in the electric utility's cost of fuel;

(2) commission has approved a permanent or interim rate increase or decrease that establishes a higher or lower power cost;

(3) authority has discovered, in reviewing the monthly data submitted by the electric utility, discrepancies that require adjustment of the power cost equalization; or

(4) authority determines that appropriations are insufficient to finance full payments to eligible electric utilities.

(b) An electric utility that is eligible to receive power cost equalization under this section and that receives power cost equalization per kilowatt-hour approved by the commission shall report monthly to the authority within the time and in the form the authority requires. An electric utility shall report

(1) the power cost equalization per kilowatt-hour approved by the commission;

(2) the total kilowatt-hours sold to each class of customer during the preceding month;

(3) the total kilowatt-hours eligible for power cost equalization under this section sold to each class of customer during the preceding month;

(4) the total kilowatt-hours generated during the preceding month, if available;

(5) any commission approved amendments to the schedule of rates in effect during the preceding month; and

(6) an increase or decrease in the current unit price of fuel from the base price used by the commission in determining power costs if the change is expected to result in a subsequent power cost equalization adjustment.

(c) The provisions of AS 42.45.100 — 42.45.150 relating to the determination of the amount of power cost equalization and payment of the equalization assistance apply to equalization assistance under this section. (§ 5 ch 18 SLA 1993; am § 13 ch 9 SLA 1994)

Revisor's notes. — In 1993, "department" was substituted for "authority" in (a)(3) and (4) of this section to correct a manifest error in ch. 18, SLA 1993.

In 1999, in this section, "department" was changed to "authority" in accordance with § 91(b), ch. 58, SLA 1999.

Effect of amendments. — The 1994 amendment,

effective April 7, 1994, in subsection (b), substituted "commission" for "department" in the introductory language and in paragraphs (1), (5), and (6).

Editor's notes. — Under § 20, ch. 9, SLA 1994, the 1994 amendment to (b) of this section is retroactive to August 11, 1993.

Sec. 42.45.170. Equalization assistance to unregulated utilities. (a) An electric utility that is not subject to rate regulation by the Regulatory Commission of Alaska under AS 42.05 may receive power cost equalization if the utility is otherwise eligible for equalization assistance under AS 42.45.100 — 42.45.150 and if the utility

(1) files with the commission financial data necessary to determine the power cost equalization per kilowatt-hour as prescribed by the commission and that is in compliance with AS 42.45.100 — 42.45.150;

(2) reports monthly to the authority, within the time and in the form required, the information required in (b) of this section;

(3) sets rates

(A) that consider the power cost equalization provided under AS 42.45.100 — 42.45.150 by subtracting from its revenue requirements for electric services the power cost equalization per kilowatt-hour that it is eligible to receive; and

(B) under which the power cost equalization provided in AS 42.45.060 — 42.45.110 is applied as a credit only against the cost of kilowatt-hours eligible for equalization assistance under AS 42.45.100 — 42.45.150 that are consumed by each customer in any month;

(4) allows audits that the commission determines are necessary to ensure compliance with this section; and

(5) furnishes its electric service customers eligible under this program a notice as specified in AS 42.45.120.

(b) An electric utility that is eligible to receive power cost equalization under this section shall report in accordance with (a)(2) of this section

(1) the power cost equalization per kilowatt-hour approved by the commission;

(2) the total kilowatt-hours sold to each class of customer during the preceding month;

(3) the total kilowatt-hours eligible for power cost equalization under this section sold to each class of customer during the preceding month;

(4) the total kilowatt-hours generated during the preceding month, if available;

(5) any amendments to the schedule of rates in effect during the preceding month; and

(6) an increase or decrease in the current unit price of fuel from the base price used by the commission in determining power costs if the change is expected to result in a subsequent equalization assistance level adjustment.

(c) An electric utility that is eligible to receive power cost equalization under this section may have its power cost equalization per kilowatt-hour determination changed by the commission if the

(1) commission has verified an increase or decrease in the electric utility's cost of fuel;

(2) commission has verified an increase in rates based on an increase in costs;

(3) authority has discovered, in reviewing the monthly data submitted by the electric utility, discrepancies that require adjustment of the power cost equalization; or

(4) authority determines that appropriations are insufficient to finance full payments to eligible electric utilities.

(d) The provisions of AS 42.45.100 — 42.45.150 relating to the determination of the amount of power cost equalization and payment of the equalization assistance apply to equalization assistance under this section.

(e) An application for power cost equalization by an electric utility that is eligible to receive power cost under this section does not extend the jurisdiction of the Regulatory Commission of Alaska beyond that established by AS 42.05. (§ 5 ch 18 SLA 1993; am §§ 14 — 16 ch 9 SLA 1994)

Revisor's notes. — In 1999, in subsections (a) and (e) "Regulatory Commission of Alaska" was substituted for "Alaska Public Utilities Commission" in accordance with § 30(a), ch. 25, SLA 1999. In 1999, in this section, "department" was changed to "authority" in accordance with § 91(b), ch. 58, SLA 1999.

Effect of amendments. — The 1994 amendment, effective April 7, 1994, substituted "commission" for "department" in paragraphs (a)(1), (a)(4), (b)(1), and

(b)(6); and, in subsection (c), substituted "commission" for "department" and deleted "department" following "if the" in the introductory language, and added "commission" at the beginning of paragraphs (1) and (2) and "department" at the beginning of paragraphs (3) and (4).

Editor's notes. — Under § 20, ch. 9, SLA 1994, the 1994 amendments to this section are retroactive to August 11, 1993.

Sec. 42.45.180. Grants for utility improvements. (a) The authority may make a grant from the fund for an eligible utility for a small-power project that will reduce the cost of generating or transmitting power to the customers of the utility. The amount of the grant may not exceed 75 percent of the cost of the project. The authority may not make a grant under this section unless the eligible utility has secured financing for 25 percent of the cost of the project from a source other than the power cost equalization and rural electric capitalization fund, as provided under (c) of this section.

(b) The authority may not allocate more than three percent of the balance in the fund to grants under this section in a fiscal year.

(c) In determining whether an eligible utility has secured financing for 25 percent of the cost of the project from a source other than the power cost equalization and rural electric capitalization fund, the authority shall accept solicited and unsolicited proposals for third party financing or for a joint venture between the utility and an entity from the private sector provided that the private sector participant has

- (1) a valid state business license;
- (2) a resolution or letter of agreement executed by the eligible utility agreeing to participation by the private sector participant;
- (3) a business plan that illustrates how the proposed project will reduce the cost of generating or transmitting power to the customers of the utility.

(d) In this section,

(1) "eligible utility" has the meaning given in AS 42.45.150;

(2) "project" includes

- (A) power generation systems;
- (B) transmission systems;
- (C) distribution systems;
- (D) metering systems;
- (E) energy store systems;
- (F) energy conservation programs; and
- (G) bulk fuel storage facilities;

(3) "small power project" means a new or modified project that will either generate, store, or conserve no more than 1.5 megawatts of power or provide a metering system, transmission system, distribution system, or bulk fuel storage facility that has an estimated cost of less than \$3,000,000. (§ 5 ch 18 SLA 1993)

Revisor's notes. — In 1999, in this section, "department" was changed to "authority" in accordance with § 91(b), ch. 58, SLA 1999.

Opinions of attorney general. — The department is not required to pursue annual appropriations

in order to disburse moneys in the southeast energy fund and the power cost equalization and rural electric capitalization fund once the legislature has capitalized those funds. September 27, 1995 Op. Att'y Gen.

Sec. 37.05.530. National Petroleum Reserve — Alaska special revenue fund.

(a) The National Petroleum Reserve — Alaska special revenue fund is established. The fund consists of all money disbursed to the state by the federal government under 42 U.S.C. 6508 (P.L. 96-514) since December 12, 1980, less the amount deposited in the general fund and expended by the state by general fund appropriations before June 9, 1984.

(b) The commissioner of revenue shall manage the National Petroleum Reserve — Alaska special revenue fund.

(c) The Department of Community and Economic Development shall adopt regulations under which municipalities impacted by National Petroleum Reserve — Alaska oil and gas development under 42 U.S.C. 6508 may apply for and be eligible to receive grants to alleviate the impact. The department shall give priority in the allocation of grants to municipalities that are experiencing or will experience the most direct or severe impact from oil and gas development under 42 U.S.C. 6508 within the National Petroleum Reserve — Alaska. The department shall fund all meritorious grant applications out of the money appropriated to it each year. Within 10 days after the convening of each regular session of the legislature, the department shall submit to the legislature a list of all municipalities that have received grants, a list of all municipalities determined by the department to be eligible for further grants, a recommendation of the amount of money to be granted for those additional applications, and written justification of each past and potential grant.

(d) It is the intent of the legislature that each year all of the money in the National Petroleum Reserve — Alaska special revenue fund be made available for appropriation by the legislature to municipalities that demonstrate under (c) of this section present impact, or the need to determine or plan for future impact, from oil and gas development under 42 U.S.C. 6508. It is the intent of the legislature that an initial appropriation be made to the Department of Community and Economic Development to cover anticipated impact grants, and that additional funds be made available through supplemental appropriations if the impact is greater than anticipated and the legislature considers the additional grants proposed by the department to be meritorious.

(e) A municipality may use the funds received under (d) of this section only for the following activities and services to alleviate the impact of the oil and gas development under 42 U.S.C. 6508 within the National Petroleum Reserve — Alaska:

- (1) planning;
- (2) construction, maintenance, and operation of essential public facilities by the municipality; and
- (3) other necessary public services provided by the municipality.

(f) Funds appropriated under (d) of this section may not be used for the retirement of municipal debt.

(g) Amounts received by the state under 42 U.S.C. 6508 and not appropriated for grants to municipalities under (d) of this section shall be deposited at the end of each fiscal year as follows: (1) 25 percent to the principal of the Alaska permanent fund; and (2) 5 percent to the public school trust fund (AS 37.14.110). The amounts remaining after the deposits to the Alaska permanent fund and the public school trust fund may be appropriated to the power cost equalization and rural electric capitalization fund (AS 42.45.100). The amounts remaining after any appropriation to the power cost equalization and rural electric capitalization fund shall lapse into the general fund for use by the state for the following facilities and services: planning; construction, maintenance, and operation of essential public facilities; and other necessary public services.

(h) Notwithstanding other provisions of law and unless expressly provided by the legislature in the appropriation item making the appropriation, an appropriation from the National Petroleum Reserve — Alaska special revenue fund shall, for the purposes of determining the funding sources for the appropriation be treated as though the appropriation takes effect in the fiscal year in which the appropriation passes the legislature. The authorization to expend funds appropriated from the fund shall take effect as otherwise provided by law. (§ 2 ch 94 SLA 1984; am §§ 2, 3 ch 53 SLA 1986; am § 2 ch 59 SLA 1992; am § 32 ch 32 SLA 1997; am § 2 ch 93 SLA 1999)

Revisor's notes. — Formerly AS 37.25.040. Renumbered in 1988.

In 1999, in (c) of this section, "Community and Economic Development" was substituted for "Community and Regional Affairs" in accordance with § 91(a)(9), ch. 58, SLA 1999, and, in (d) of this section, "Community and Economic Development" was substituted for "Community and Regional Affairs" to correct a manifest error in enactment by the omission of reference to AS 37.05.530(d) in § 91(a)(9), ch. 58, SLA 1999.

Cross references. — For legislative findings in connection with the 1984 and 1986 Acts, see § 1, ch. 94, SLA 1984, and § 1, ch. 53, SLA 1986, respectively, in the Temporary and Special Acts; for legislative

purpose in connection with the enactment of (h) of this section, see § 1, ch. 59, SLA 1992 in the Temporary and Special Acts.

Effect of amendments. — The 1992 amendment, effective June 12, 1992, added subsection (h).

The 1997 amendment, effective May 16, 1997, inserted "trust" in paragraph (g)(2).

The 1999 amendment, effective July 3, 1999, in the introductory language of subsection (g) substituted "shall be deposited" for "lapse" and "25 percent" for "50 percent" in the first sentence and rewrote the second sentence.

Editor's notes. — Section 3, ch. 59, SLA 1992 provides that the addition of (h) of this section is retroactive to May 31, 1986.

Sec. 37.05.540. Budget reserve fund; appropriation limit. (a) There is established as a separate fund in the state treasury the budget reserve fund. The budget reserve fund consists of appropriations to the fund. Money received by the state that is subject to the appropriation limit under (b) of this section and that exceeds that limit, may be appropriated to the budget reserve fund.

(b) Except for appropriations to the permanent fund or for Alaska permanent fund dividends, appropriations to the budget reserve fund, appropriations of revenue bond proceeds, appropriations required to pay the principal and interest on general obligation bonds, and appropriations of money received from a nonstate source in trust for a specific purpose, including revenue of a public enterprise or public corporation of the state that issues revenue bonds, appropriations from the mental health trust settlement income account (AS 37.14.036), and appropriations made to the mental health trust fund (AS 37.14.031), appropriations from the treasury made in a fiscal year may not exceed appropriations made in the preceding fiscal year by more than five percent plus the change in population and inflation since the beginning of the preceding fiscal year. For purposes of applying this limit an appropriation is considered to be made in the fiscal year in which it is enacted and a reappropriation remains attributed to the fiscal year in which the original appropriation is enacted. The determination of the change in population for purposes of this subsection shall be based on an annual estimate of population by the Department of Labor and Workforce Development. The determination of the change in inflation for purposes of this subsection shall be based on the Consumer Price Index for all urban consumers for Anchorage prepared by the United States Bureau of Labor Statistics. The amount of money received by the state that is subject to the appropriation limit includes the balance in the general fund carried forward from the preceding fiscal year.

(c) If the legislature determines that the money subject to the appropriation limit received by the state in a fiscal year is less than the maximum permitted to be appropriated under (b) of this section, up to 25 percent of the balance of the budget reserve fund may be appropriated to the general fund.

(d) The Department of Revenue shall manage and invest assets of the budget reserve fund in the manner set out for the management and investment of the assets of the general fund under AS 37.10.070. Income from investment of the budget reserve fund may be appropriated to the fund each year by law.

(e) Notwithstanding other provisions of this section, appropriations may be made from the budget reserve fund needed by the governor to meet a disaster. In this subsection, "disaster" has the meaning given in AS 26.23.900. (§ 1 ch 58 SLA 1986; am § 6 ch 66 SLA 1991)

Revisor's notes. — Formerly AS 37.05.116. Renumbered in 1988.

In 1996, in subsection (b) of this section, "mental health trust settlement income account" was substi-

tuted for "mental health trust income account" pursuant to sec. 17, ch. 1, SSSLA 1994.

In 1999, in (b) of this section, "Department of Labor" was changed to read "Department of Labor

Subject: PCE Information

Date: Wed, 28 Feb 2001 08:39:29 -0900

From: David Germer <dgermer@aidea.org>

To: "deb_davidson@legis.state.ak.us" <Deb_Davidson@legis.state.ak.us>

CC: "annallee_mcconnell@gov.state.ak.us" <annallee_mcconnell@gov.state.ak.us>,
"sally_sadler@dced.state.ak.us" <sally_sadler@dced.state.ak.us>

Attached is the information that you requested. Please give me a call if you have any questions.

<<Reply to Donley PCE - rev1.doc>>

<input type="checkbox"/> Reply to Donley PCE - rev1.doc	<p>Name: Reply to Donley PCE - rev1.doc Type: Microsoft Word Document (application/msword) Encoding: base64 Download Status: Not downloaded with message</p>
---	--

Deb Davidson
Aide to Senator Donley

Subject: Reply to Questions on Power Cost Equalization

Dear Ms. Davidson:

On February 10, 2001, Sally Saddler from the Department of Community and Economic Development forwarded four questions to us that you recently raised on the subject of Power Cost Equalization (PCE). These are part of an extensive series of questions on PCE that we have received from Senator Donley's office so far this session, many of which were previously responded to by e-mail. Our answers to the four recent questions are provided below.

The PCE program is operating well and is providing rural consumers with access to affordable electric power for critical needs. The current level of assistance with its narrow focus on critical needs is consistent with the long-term policy recommendations developed in 1998 by the Governor's Blue Ribbon Panel on PCE, and with the major program cutbacks and revisions that were enacted by the Legislature in 1999. In view of these recent developments and the continuing challenge of supplying reliable electric power in rural Alaska, it is essential that rural utilities be allowed to operate with a reasonable measure of financial stability now and in the future.

Questions and Answers

1. *What is the average residential kWh consumption for PCE communities for April-September and October-March?*

<u>Month</u>	<u>Residential KWh Consumption</u>
April	9,657,051
May	9,219,881
June	8,975,083
July	9,324,822
August	9,347,588
September	<u>9,636,429</u>
April – September	56,160,824
October	10,056,392
November	11,054,911
December	12,453,655

January	12,503,248
February	10,863,124
March	10,247,853
October – March	67,179,183

If the issue is to consider "seasonal caps" as a way to reduce the PCE full formula requirement, then please refer to Attachment 1 titled "PCE seasonal cap." It shows monthly consumption for a hypothetical residential consumer and considers the impact on this consumer of 3 alternatives: a 1 at usage cap of 400 kWh per month, a seasonal cap of 200 kWh per month in the summer and 600 in the winter, and a seasonal cap of 300 kWh per month in the summer and 500 in the winter. What it shows is that, for this example, a 200/600 seasonal cap reduces the PCE formula requirement while a 300/500 cap increases the PCE formula requirement. In other words, it is not clear whether a seasonal cap would increase or decrease the PCE formula requirement – it would depend on each consumer's specific pattern of usage.

2. *What is the total estimated cost of PCE payments for FY01 and FY02?*

We are now in the process of preparing projections for FY01 and we expect to have them available in the next few days. Although the full PCE formula requirement in FY00 was less than the \$15.7 million appropriation, the formula requirement for FY01 is likely to exceed \$15.7 million due primarily to fuel price increases. The second half of the fiscal year is projected to cost more than the first half due to the recent increases in fuel prices and PCE rates.

Projections for FY02 would depend on possible changes in electricity demand and rates. As always, rate changes are especially difficult to forecast given the high level of dependence in rural Alaska on diesel fuel. We can do little more than assume for planning purposes that fuel prices and PCE rates will remain the same as they are now and that electricity demand will grow by 2 or 3% annually.

3. *What would be the total annual cost of PCE if the statute were changed to base PCE payments on the highest cost per kWh charged by a utility in the state that does not receive PCE?*

This question asks what the impact on the full formula requirement would be if the PCE floor were raised from 12 cents to approximately 20 cents per kWh (i.e. the highest rate charged by a non-PCE utility -- presumably the residential rate in Glennallen). The proposal would eliminate PCE payments to any utilities with current PCE rates of 8.0 cents per kWh or less and would reduce all other PCE subsidy rates by 8.0 cents per kWh.

Given current electricity demand and PCE rates, the annual program cost is estimated at \$17.9 million. If the PCE floor were increased by 8 cents, the estimated annual program cost would be \$9.3 million, a reduction of \$8.6 million.

4. *What would be the total annual cost of PCE if the statute were changed not only as described in question #3 above but also by lowering the maximum usage for residential customers to 400 kWh per month (from the current level of 500 kWh per month)?*

For each utility, there are 3 categories to consider:

First -- PCE eligible usage would be reduced by 100 kWh per month for all customer months exceeding 500 kWh.

Second -- PCE eligible usage would not be reduced at all for all customer months below 400 kWh.

Third -- PCE eligible usage would be reduced by some amount (between 0 and 100 kWh) for all remaining customer months.

AEA does not have data at that level of detail. We did find a 1999 memo that addresses the question of monthly residential caps based on broad assumptions from research conducted roughly 10 years ago. (See Attachment 2, bottom of first page) The estimate presented in the memo is that reducing the residential cap from 500 kWh to 400 kWh would reduce PCE benefits and funding requirements by about \$1.3 million. Since the average PCE payment per kWh would be roughly half of what it is now if the PCE "floor" were raised as proposed in question #3 above, the incremental effect of lowering the monthly residential limit to 400 kWh would probably be roughly half of the estimate in the 1999 memo -- i.e. roughly \$650,000.

Sincerely,

David Germer

Attachments as stated



Alaska State Senate

Senate Finance Committee

Official Business

Mail Stop 3100
State Capitol
Juneau, Alaska 99801-1182

SPONSOR STATEMENT SENATE BILL 185

An Act relating to the basis for determining eligibility for and the amount of power cost equalization payments; and providing for an effective date

Senate Bill 185 revises the formula under which PCE subsidies are paid, making it a truly equitable program, and adjusts the maximum kilowatt-hours eligible for the subsidy to more accurately reflect power usage in PCE communities and encourage energy conservation.

During the past twenty years, the State of Alaska has funded various programs subsidizing electrical rates in rural areas of the state. The goal of these programs is to provide affordable utility power to rural Alaskans. I agree with the general goal of the program, but even with recent reform, Power Cost Equalization as it currently exists is extremely generous and represents poor public policy.

Rates in some PCE-eligible communities are subsidized to below what many other Alaskans in non-PCE-eligible communities pay, and the program fails to do a good job of encouraging energy conservation. This is poor public policy and highly discriminatory against Alaskans who pay higher than PCE-subsidized rates.

Senate Bill 185 corrects these inadequacies and makes the program what its name implies—equal. The legislation first changes the manner in which the rates are calculated to make payments more equalized. Instead of basing payments on the average cost per kilowatt-hour in Anchorage, Fairbanks and Juneau, PCE payments are based on the highest cost per kilowatt-hour charged to a community that is not eligible for PCE. A review of 68 communities' residential electric rates for FY 00 indicates that numerous communities receiving PCE pay less for their power than those that do not receive PCE. Of the sampling's 41 communities that receive PCE, 26 pay less than individuals in Kodiak for power usage of 500 kWh per month. If the sampling is representative of all communities in the state, almost half of PCE-subsidized customers pay less for their power than customers of the Kodiak Electric Association.

Senate Bill 185 next encourages energy conservation by lowering the maximum number of subsidized kilowatt-hours per month from 500 to 400. A review of year 2000 usage reveals that the average kilowatt-hours used per month in communities eligible for PCE is 415 kWh. At the current 500 kWh level of subsidy, there is no incentive for these customers to conserve energy. By lowering the maximum to 400 kWh, individuals will still receive a subsidy for all the kWh needed to power their home.

This legislation also indirectly encourages everyone within the state to continue to find ways to generate cheaper, more cost-effective power. As the cost for power decreases in non-PCE-eligible communities, the power costs for PCE communities will automatically decrease as well. It is an equitable way to assist those hardest hit by the cost of power without providing them with special benefits denied to others.

Revising PCE to this more equitable formula is estimated to reduce required funding by approximately \$9 million. This eliminates the need for most of the Governor's FY 02 request to appropriate \$7.8 million to pay for PCE subsidies. Additionally, if the entire income of the Power Cost Equalization/Rural Electric Capitalization Fund is not needed to pay the subsidy each year, the fund will grow through interest income, making more income available in future years to help pay future PCE/REC needs.



Official Business

Alaska State Senate

Senate Finance Committee

Mail Stop 3100
State Capitol
Juneau, Alaska 99801-1182

Senator Dave Donley's Response to Fiscal Note for Senate Bill 185

Dated 4/17/01 at 2:56 p.m.

Prepared by Robert G. Poe, Executive Director, AIDEA & AEA

The Fiscal Note to Senate Bill 185 estimates annual savings of \$8.9 million. It attributes the entire savings to the PCE Fund. Although technically true, this fiscal note does not indicate the amount of funds that must be transferred to the PCE Fund each year in order for the fund to have sufficient money to pay the costs of PCE.

The FY 02 capital budget contains the following **transfers to** the PCE Fund

- \$4,680,000 from the general fund to the PCE Fund
- \$2,500,000 from AIDEA receipts to the PCE Fund
- \$ 620,000 from AIDEA corporate receipts to the PCE Fund

The analysis section of the fiscal note contains several statements that should be addressed as well.

1. The analysis states that the savings don't take into account the negative impact on individuals on fixed incomes
Response: This doesn't seem to be concern for individuals living in small communities not eligible for PCE. Additionally, the DH&SS budget contains \$12,000.0 in federal receipts for energy assistance programs.
2. The analysis says that savings don't take into account the negative impact on utilities and on utilities' ability to maintain essential infrastructure.
Response: This bill doesn't do anything with money going to utilities. They will receive the same amount, its just that residents will be paying more and the state paying less.
3. The analysis says that rural communities may eventually need the state to shoulder additional operating costs of their community facilities previously covered by PCE.
Response: This has nothing to do with the current legislation. Even if it's true, with the passage of SB 185, the PCE Fund can grow more rapidly and more money would be available for the communities facilities.
4. The analysis says urban Alaska will be affected because rural residents purchase goods and services there.
Response: It is poor public policy to base discretionary distribution of state wealth on a potential financial disparity in the private sector.
5. Fiscal Note says that reduction in GF funding is minimal because a majority of the PCE funding is derived from the PCE/REC Fund.
Response: This year, the reduction in GF funding is at least \$4,680,000 due to the transfer to the PCE Fund.

April 13, 2000 – Senate Finance Committee

LANG #9: This amendment inserts a new bill section in the committee substitute to read as follows.

Sec A. NATIONAL PETROLEUM RESERVE - ALASKA IMPACT GRANT PROGRAM. The amount received by the National Petroleum Reserve - Alaska special revenue fund (AS 37.05.530) under 42 U.S.C. 6508 during the fiscal year ending June 30, 2001, is appropriated to the Department of Community and Economic Development for the fiscal year ending June 30, 2001, for grants under the National Petroleum Reserve - Alaska impact program.

Explanation:

AS 37.05.530 establishes the National Petroleum Reserve - Alaska (NPRA) special revenue fund and impact grant program. Federal funds through the Bureau of Land Management (BLM) are dispersed to the State under 42 U.S.C. 6508. The Department of Community and Economic Development administers the grant program. Municipalities impacted by NPRA oil and gas development may apply for and be eligible to receive grants to alleviate the impacts. BLM recently held a NPRA lease sale and current estimates are that the State should receive annually approximately \$2.0 million for the next ten years. This figure is subject to change, especially if there are additional lease sales held.

Senator Adams moved for adoption. He noted this amendment is standard language contained in all budgets. He stated the intent to divide the funds between the permanent fund, the school public trust fund and the Power Cost Equalization (PCE) fund.

Co-Chair Torgerson noted this amendment appropriates funds for the following year and is an annual process.

There was no objection and the amendment was ADOPTED.

Provided by Gary Wilken

FY 2002 NPR-A IMPACT AWARDS

	Grantee	Project	Funds Awarded	Comments on Award	Current Status of Grant
1	Atkasuk	Renovate Recreation Center	49,000	This phase includes installation of an efficient waste heating system.	Pending appropriation from Legislature
2	Atkasuk	City Operations	249,057	Project supplements operations with partial salaries for the mayor, janitor, recreational aides and city clerk.	Pending appropriation from Legislature
3	Barrow	Summer Youth Program	50,000	Project includes the annual Summer Clean-up Program which employs up to 60 youth as a service to the community.	Pending appropriation from Legislature
4	Barrow	Public Facilities Operations	350,000	Project will maintain safe and improved recreational facilities and supplement funding for the Summer Youth Program.	Pending appropriation from Legislature
5	North Slope Borough	Wainwright Basic Operations	250,000	Project provides operational assistance such as salaries, equipment and training to city staff with the goal of increased efficiency and an improved level of service to residents.	Pending appropriation from Legislature
6	North Slope Borough	Nuiqsut Natural Gas Project	450,000	Project provides an alternative to high energy costs and increased demand created by the oil and gas activity.	Pending appropriation from Legislature
7	North Slope Borough	Capacity Building	100,000	This involves each community within the Borough, encouraging consolidation of resources between city & tribal governments to result in the formation of partnerships to generate revenue necessary for a common goal: economic viability of the NPRA communities.	Pending appropriation from Legislature
8	North Slope Borough	Mayor's Workforce Job Training Program	300,943	Project mitigates impacts by supplying entry-level employment in village positions that have been vacated due to oil and gas development.	Pending appropriation from Legislature
TOTAL AWARDED IN FY02			\$1,799,000.00		

CORRECTION

THE FOLLOWING DOCUMENT(S)
HAVE BEEN REFILMED TO
ASSURE LEGIBILITY OR PAGINATION



Rev. 6/98

Central Microfilm Services
Department of Education & Early Development
State of Alaska

FY 2002 NPR-A IMPACT AWARDS

	Grantee	Project	Funds Awarded	Comments on Award	Current Status of Grant
1	Atkasuk	Renovate Recreation Center	49,000	This phase includes installation of an efficient waste heating system.	Pending appropriation from Legislature
2	Atkasuk	City Operations	249,057	Project supplements operations with partial salaries for the mayor, janitor, recreational aides and city clerk.	Pending appropriation from Legislature
3	Barrow	Summer Youth Program	50,000	Project includes the annual Summer Clean-up Program which employs up to 60 youth as a service to the community.	Pending appropriation from Legislature
4	Barrow	Public Facilities Operations	350,000	Project will maintain safe and improved recreational facilities and supplement funding for the Summer Youth Program.	Pending appropriation from Legislature
5	North Slope Borough	Wainwright Basic Operations	250,000	Project provides operational assistance such as salaries, equipment and training to city staff with the goal of increased efficiency and an improved level of service to residents.	Pending appropriation from Legislature
6	North Slope Borough	Nuiqsut Natural Gas Project	450,000	Project provides an alternative to high energy costs and increased demand created by the oil and gas activity.	Pending appropriation from Legislature
7	North Slope Borough	Capacity Building	100,000	This involves each community within the Borough, encouraging consolidation of resources between city & tribal governments to result in the formation of partnerships to generate revenue necessary for a common goal: economic viability of the NPRA communities.	Pending appropriation from Legislature
8	North Slope Borough	Mayor's Workforce Job Training Program	300,943	Project mitigates impacts by supplying entry-level employment in village positions that have been vacated due to oil and gas development.	Pending appropriation from Legislature
TOTAL AWARDED IN FY02			\$1,799,000.00		

Residential Rate Comparison PCE Communities/Statewide

June 30, 2000		
Residential Rate Based on 600 kWh/Month (cents/kWh)	PCE Level	Effective Rate (cents/kWh)

Utility / Community

Akhlok, City of	37.00	21.31	15.69
Aklachak Native Community Electric Co.	42.00	17.80	24.20
Akiak Power Utilities	39.00	13.16	25.84
Akutan Electric Utility	32.30	20.30	12.00
Allakaket Energy Systems	46.82	31.78	15.04
AEL&P (Juneau/Douglas)	10.88	0.00	10.88
AP&T (Bettles)	38.60	23.97	14.63
AP&T (Chistochina)	37.68	23.09	14.59
AP&T (Coffman Cove)	26.51	12.40	14.11
AP&T (Craig)	17.76	4.74	13.02
AP&T (Dot Lake)	21.51	7.89	13.62
AP&T (Haines)	17.75	4.82	12.93
AP&T (Healy Lake)	35.43	20.96	14.47
AP&T (Hollis)	17.76	4.74	13.02
AP&T (Hydaburg)	17.76	4.74	13.02
AP&T (Klawock)	17.76	4.74	13.02
AP&T (Mentasta)	37.93	23.33	14.60
AP&T (Northway)	38.03	23.43	14.60
AP&T (Naukai)	26.67	12.32	14.35
AP&T (Skagway)	17.75	4.82	12.93
AP&T (Tetlin)	41.54	26.76	14.78
AP&T (Tok)	21.51	7.89	13.62
AP&T (Whale Pass)	26.43	12.55	13.88
AVEC (Alakanuk)	39.46	22.25	17.21
AVEC (Ambler)	46.62	29.04	17.58
AVEC (Anvik)	39.72	22.48	17.24
AVEC (Brevig)	40.98	23.68	17.30
AVEC (Chevak)	36.11	21.83	17.21
AVEC (Eek)	42.12	24.76	17.36
AVEC (Elim)	39.62	22.58	17.04
AVEC (Emmonak)	38.37	21.20	17.17

Submitted by Sen Austerman

Prepared by: The Alaska Energy Authority and
The Regulatory Commission of Alaska

04/18/01 09:55 P.002/008
ALASKA ENERGY AUTHORITY
99072693044

Residential Rate Comparison PCE Communities/Statewide

Utility / Community	June 30, 2000		
	Residential Rate Based on 500 kWh/Month (cents/kWh)	PCE Level	Effective Rate (cents/kWh)
AVEC (Gambell)	41.61	24.28	17.33
AVEC (Goodnews Bay)	43.56	26.13	17.43
AVEC (Grayling)	41.08	23.77	17.31
AVEC (Holy Cross)	40.46	23.18	17.28
AVEC (Hooper Bay)	40.31	23.04	17.27
AVEC (Huslia)	42.61	25.23	17.38
AVEC (Kaltag)	40.90	23.60	17.30
AVEC (Kasigluk)	37.96	20.81	17.15
AVEC (Kiana)	42.30	24.93	17.37
AVEC (Kivalina)	39.48	22.25	17.23
AVEC (Koyuk)	38.95	21.75	17.20
AVEC (Lower Kalskag)	39.45	22.23	17.22
AVEC (Marshall)	39.09	21.88	17.21
AVEC (Mekoryuk)	39.37	22.15	17.22
AVEC (Minto)	38.40	21.23	17.17
AVEC (Mt. Village)	38.89	21.69	17.20
AVEC (New Stuyahok)	39.21	22.00	17.21
AVEC (Nightmute)	43.20	25.79	17.41
AVEC (Noatak)	44.72	27.23	17.49
AVEC (Noorvik)	41.20	23.89	17.31
AVEC (Nulato)	40.23	22.97	17.26
AVEC (Nunapitchuk)	37.96	20.81	17.15
AVEC (Old Harbor)	43.92	26.47	17.45
AVEC (Pilot Station)	39.42	22.20	17.22
AVEC (Pitkas Point)	39.63	22.40	17.23
AVEC (Quinhagak)	41.75	24.41	17.34
AVEC (Russian Mission)	43.36	25.94	17.42
AVEC (Savoonga)	40.72	23.43	17.29
AVEC (Scammon Bay)	39.92	22.67	17.25
AVEC (Selawik)	44.25	26.78	17.47
AVEC (Shageluk)	41.41	24.09	17.32

4/18/2001

Prepared by: The Alaska Energy Authority and
The Regulatory Commission of Alaska

Residential Rate Comparison PCE Communities/Statewide

Utility / Community	June 30, 2000		
	Residential Rate Based on 500 kWh/Month (cents/kWh)	PCE Level	Effective Rate (cents/kWh)
AVEC (Shaktoolik)	39.49	22.26	17.23
AVEC (Shishmaref)	40.04	22.78	17.26
AVEC (Shungnak)	49.64	31.90	17.74
AVEC (St. Mary's)	39.63	22.40	17.23
AVEC (St. Michael)	39.97	22.72	17.25
AVEC (Stebbins)	39.79	22.55	17.24
AVEC (Togiak)	39.59	22.36	17.23
AVEC (Toksook Bay)	41.25	23.93	17.32
AVEC (Tununak)	40.05	22.79	17.26
AVEC (Upper Kalskag)	39.45	22.23	17.22
AVEC (Wales)	40.93	23.63	17.30
Alutliq Power Company (Karluk)	51.74	23.40	28.34
Andreanof Electric Corporation (Atka)	43.00	18.88	24.12
Aniak Light & Power Company, Inc.	45.78	24.48	21.28
Almaulluak Joint Utilities	46.80	13.78	33.02
Beaver Joint Utilities	50.50	30.30	20.20
Bethel Utilities Corp, Inc.	21.58	7.32	14.26
Buckland, City of	37.00	8.52	28.48
Chalkyitsik Village Energy Systems	40.00	15.02	24.98
Chenega Bay IRA Village Council	29.50	13.62	15.88
Chignik Electric	28.00	16.00	12.00
Chignik Lagoon Power Utility	37.00	9.73	27.27
Chignik Lake Electric Utility, Inc.	47.88	30.39	17.49
Chitina Electric Inc.	33.50	12.60	20.90
CEA (Anchorage, Hope, Moose Pass, Whittier)	10.44	0.00	10.44
CEA (Hope)	10.44	0.00	10.44
CEA (Moose Pass)	10.44	0.00	10.44
CEA (Whittier)	10.44	0.00	10.44
Circle Utilities	50.00	21.29	28.71
Cordova Electric Cooperative, Inc.	32.24	10.04	22.20
Diomedea Joint Utilities	43.00	25.37	17.63

4/18/2001

Prepared by: The Alaska Energy Authority and
The Regulatory Commission of Alaska

04/18/01 09:56 P.005/008

ALASKA ENERGY AUTHORITY

99072693044

Residential Rate Comparison PCE Communities/Statewide

Utility / Community	June 30, 2000		
	Residential Rate Based on 500 kWh/Month (cents/kWh)	PCE Level	Effective Rate (cents/kWh)
AP&T (Eagle)	35.01	20.56	14.45
Egegik Light & Power Company	54.00	28.42	25.58
Ekwok Electric	40.00	22.74	17.26
Elfin Cove Electric Utility	21.04	9.04	12.00
False Pass Electric Association	42.00	10.00	32.00
Far North Utilities (Central)	50.89	27.91	22.98
G & K, Inc. (Cold Bay)	46.41	24.61	21.80
Galena, City of	25.00	7.08	17.92
GVEA (Fairbanks, N. Pole, Delta Jnct., Healy, Nenana)	10.73	0.00	10.73
Golovin Power Utilities	38.00	23.50	14.50
Gustavus Electric Company	56.50	29.55	26.95
Gwilchya Zhee Utilities (Fort Yukon)	46.10	14.12	31.98
HEA (Homer)	11.11	0.00	11.11
HEA (Kenai)	11.11	0.00	11.11
HEA (Ninilchik)	11.11	0.00	11.11
HEA (Soldotna)	11.11	0.00	11.11
HEA (Sterling)	11.11	0.00	11.11
HEA (Halibut Cove)	11.40	0.00	11.40
HEA (Port Graham)	11.40	0.00	11.40
HEA (Seldovia)	11.40	0.00	11.40
Hughes Power & Light	51.00	26.53	24.47
Iglugig Electric Company	58.30	25.11	33.19
J-N-N Electric Cooperative	49.52	34.32	15.20
Ipnatchiaq Electric Company (Deering)	38.50	21.87	16.63
King Cove, City of	20.00	5.31	14.69
Kipnuk Light Plant	30.67	11.08	19.59
Kobuk Valley Electric Company	53.00	33.14	19.86
KEA (Kodiak)	17.63	0.00	17.63
KEA (Port Lions)	17.63	0.00	17.63
Kokhanok Village Council	55.10	26.51	28.59
Koliganek Village	50.00	22.36	27.64

4/18/2001

Prepared by: The Alaska Energy Authority and
The Regulatory Commission of Alaska

04/18/01 09:56 P.006/008

ALASKA ENERGY AUTHORITY

89072693044

Residential Rate Comparison PCE Communities/Statewide

Utility / Community	June 30, 2000		
	Residential Rate Based on 500 kWh/Month (cents/kWh)	PCE Level	Effective Rate (cents/kWh)
Kotlik Electric Services	30.00	11.56	18.44
Kotzebue Electric Association	23.32	7.33	15.99
Koyukuk, City of	45.00	11.19	33.81
Kwethluk, Inc.	44.00	16.99	27.01
Kwig Power Company (Kwigillingok)	50.00	25.06	24.94
Larsen Bay Utility Company	40.00	19.42	20.58
Levelock Electric Cooperative	45.00	24.68	20.32
Liine Village Electric Co.	57.70	38.48	19.22
Manley Utility Company	60.10	38.48	21.62
Mandkotak Power Company	34.00	18.65	15.34
MEA (Chuglak)	10.72	0.00	10.72
MEA (Eagle River)	10.72	0.00	10.72
MEA (Palmer)	10.72	0.00	10.72
MEA (Talkeetna)	10.72	0.00	10.72
MEA (Wasilla)	10.72	0.00	10.72
MEA (Willow)	10.72	0.00	10.72
McGrath Light & Power	39.82	21.91	17.91
MKEC (Cinauthbaluk)	63.83	38.48	25.35
MKEC (Crooked Creek)	63.83	38.48	25.35
MKEC (Red Devil)	63.83	38.48	25.35
MKEC (Sleefmule)	63.83	38.48	25.35
MKEC (Stony River)	63.83	38.48	25.35
Municipal Light & Power (Anchorage)	9.64	0.00	9.64
Naknek Electric Association	21.64	6.79	14.85
Napakiaq Ircinraq Power Company	51.47	25.76	25.71
Napaskiak Electric Utility	45.00	19.83	25.17
Nalerkaq Light Plant (Cheformak)	34.00	15.50	18.50
Nelson Lagoon Electric Cooperative, Inc.	42.00	24.61	17.39
Nikolai Light & Power	50.00	26.86	23.14
Nome Joint Utility System	20.39	2.64	17.75
NSBP&L (Anaktuvuk)	15.00	3.00	12.00

4/18/2001

Prepared by: The Alaska Energy Authority and
The Regulatory Commission of Alaska

04/18/01 09:56 P.007/008
 ALASKA ENERGY AUTHORITY
 89072693044

Residential Rate Comparison PCE Communities/Statewide

Utility / Community	June 30, 2000		
	Residential Rate Based on 500 kWh/Month (cents/kWh)	PCE Level	Effective Rate (cents/kWh)
NSBP&L (Atkasuk)	15.00	3.00	12.00
NSBP&L (Kaktovik)	15.00	0.00	15.00
NSBP&L (Nulqsut)	15.00	3.00	15.00
NSBP&L (Point Hope)	15.00	0.00	15.00
NSBP&L (Point Lay)	15.00	3.00	12.00
NSBP&L Walnwright	15.00	0.00	12.00
Nushagak Electric Coop, Inc. (Dillingham)	18.53	6.53	12.00
Ouzinkie, City of	30.00	14.66	15.34
Pedro Bay Village Council	60.00	32.83	27.17
Perryville, City of	30.00	14.30	15.70
Pilot Point Village Council	35.00	17.43	17.57
Platinum, City of	50.00	23.97	26.03
Port Heiden, City of	30.00	3.26	26.74
Puvurnaq Power Company (Kongiganak)	45.00	15.09	29.91
Ruby, City of	54.00	16.42	37.58
Sand Point Electric Company	30.82	16.51	14.31
Nunam Iqua (Ika Sheldon Point)	40.00	15.76	24.24
St. George Municipal Electric Utility	31.50	7.42	24.08
St. Paul Municipal Electric Utility	36.00	11.81	24.19
Takotna Community Association	48.10	14.37	33.73
Tanalian Electric Cooperative, Inc.	39.02	14.63	24.39
Tanana Power Company	53.78	26.51	27.27
Teller Power Company	53.75	38.48	15.27
Tenakee Springs	32.00	18.93	13.07
Thorne Bay Public Utility	25.00	5.38	19.62
THREA (Angoon)	34.80	20.22	14.58
THREA (Chilkat)	34.80	20.22	14.58
THREA (Hoonah)	34.80	20.22	14.58
THREA (Kake)	34.80	20.22	14.58
THREA (Kasaan)	34.80	20.22	14.58
THREA (Klukwan)	34.80	20.22	14.58

4/18/2001

Prepared by: The Alaska Energy Authority and
The Regulatory Commission of Alaska

Residential Rate Comparison PCE Communities/Statewide

Utility / Community	June 30, 2000		
	Residential Rate Based on 500 kWh/Month (cents/kWh)	PCE Level	Effective Rate (cents/kWh)
Tuluksak Traditional Power Utility	40.00	18.78	21.22
Tuntutuliak Community Service Association	46.00	20.17	25.83
Umnak Power Company	40.00	28.00	12.00
Unalakleet Valley Electric Cooperative	25.41	10.21	15.20
Unalaska Electric Utility	21.65	4.73	16.92
Ungusraq Power Company (Newtok)	44.00	28.76	15.24
Venette Village Electric	51.00	9.58	41.42
White Mountain Utilities	43.00	22.21	20.79
Yakutat Power	26.70	7.48	19.22
*Total Sales	1,659,037,038		
Total PCE Sales	85,873,038		
Total Weighted Average Cost	11.75		
Weighted Average Cost with PCE	17.04		



ARECA

Alaska's Electric Association

"Electric Service for 556,000 Alaskans"

March 20, 2002

Senator Dave Donley
Co-Chairman, Senate Finance Committee
Alaska State Legislature
Juneau, Alaska

Subject: Floor of Eligibility Under SB-185

Dear Senator Donley:

SB 185 would make two substantial reductions to the Power Cost Equalization (PCE) funding formula. If passed, it would (1) reduce the monthly residential allocation (a reduction of 100 kwh/month), and (2) raise the floor of eligibility to that of "... the highest cost per kilowatt-hour charged by a utility in the state that does not receive power cost equalization." In 1999, ARECA worked very hard with the legislature to craft the present formula. The result of the formula change was an estimated \$6.3 million annual reduction in the PCE program. While ARECA strongly disagrees with the further reductions that the program would suffer under the proposed changes that SB 185 would impart, we particularly don't understand the rationale suggested for raising the floor of eligibility.

According to testimony offered by you during committee hearings on the bill, raising the floor would correct an inequity in the program whereby recipients of PCE may actually end up paying less for electricity than those in Kodiak Electric Association and Copper Valley Electric Association. While that objective may be laudable, those two utilities made a conscious choice not to participate under the PCE program many years ago when they formed the 4-dam pool. Under State statute AS 42.45.115, each utility chose to receive power from the 4-dam pool thus making them ineligible for funding under PCE. Frankly, I think that these utilities made the right decision. While the cost of power from those projects is high in their early years of operation, low maintenance costs and the long expected life of the projects will result in energy costs from those projects being significantly less over their long life (perhaps as much as 200 years). Thus, it does not appear appropriate to include those two utilities as the benchmark for PCE eligibility. Perhaps the present SB 185 rationale would be appropriate if it excluded from consideration those utilities that chose to invoke AS 42.45.115.

Sincerely,

A handwritten signature in black ink, appearing to read "Eric P. Yould".

Eric P. Yould
Executive Director



State of Alaska
Legislature

PLEASE ENTER MY TESTIMONY INTO THE RECORD TO THE

S FIN COMMITTEE IN REGARD TO THE
(COMMITTEE NAME)

SB 185 ON 3/15/02
(BILL/SUBJECT) (DATE)

SIGNED [Signature]
(PLEASE PRINT)

P.O. Box 207, Tok, AK 99780 907-883-5101
(ADDRESS AND PHONE NUMBER)

Alaska Power & Telephone Commentary on SB185, March 15, 2002

On behalf of Alaska Power & Telephone, the twenty communities, and the almost 6,000 customers we serve, I present the following comments regarding SB185.

The current cost of power to Rural Alaskans is approximately four times as high as Urban Alaskans, yet their income is less than half. We must keep in mind that many communities have very few jobs, if any. These consumers, along with seniors, live on a fixed income that cannot absorb a 25% increase in their power costs.

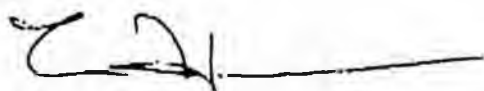
Additionally, the communities do not have the funding to support the higher cost of operating their facilities. Over the past years, rural communities have been encouraged to raise their standard of living. They have added modern community facilities, such as washaterias, clinics, and water treatment plants. Water distribution and sanitary systems are also being installed throughout rural Alaska. All of these facilities consume large amounts of electricity during the winter months to maintain heat and prevent costly freeze-ups. Those increases will either force diminishing services, or will be passed on to the same consumers who have already had their own power costs increased. Jobs provided by these facilities will be reduced or eliminated.

SB185, if passed, could increase the costs to operate the existing facilities up to 188,000 dollars for the 20 communities AP&T serves alone. The increase to AP&T's residential customers is estimated to be over 650,000 dollars per year. For many consumers, the increase could be as much as 50 dollars per month for a consumer using only 500 kilowatts of electricity. The increase alone is comparable with the total cost per kilowatt for Urban Alaskans.

The overall effect will be a decrease in the standard of living. Power consumption as a whole will be reduced, decreasing sales. Decreased sales will force rate increases, thereby perpetuating the downward spiral.

Due to the inevitable ramifications, we strongly oppose Senate Bill 185, and support the consideration of alternative options.

Respectfully Submitted,



Eric Hannan
General Manager of Power Operations, Tok Area Division
Alaska Power & Telephone

Ms. Pearl HenryP.O. Box 135
Huslia, AK 99746Phone (907) 829-2266
Fax (907) 829-2224
Message Phone 907-829-2279

March 14, 2002

Senate Finance committee

RE: Senate Bill 185

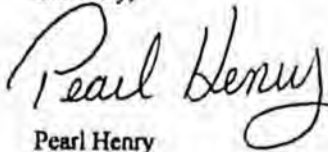
Dear Senators,

I realize that I am just one of many as I write this letter. I pray this letter would help with your decision making with this Bill. Here's just a little background for you: After being raised here in Alaska, I moved to four different places in Washington State on the better behalf for my Son Alex (who has a Chronic Lung Disease and requires a number of medications). I am a respected, single (not by choice), and hardworking Mom of two beautiful children. I had just moved back to Alaska a year ago. I love being home.

The electricity bill here is much too high already. There are people in the Rural areas are barely keeping up as it is. Our Elders are even having a tough time. Myself being a respectful, single, hardworking Mom of two beautiful children. It is painful for me to admit that it's difficult to live in the Rural areas. Raising our electric bill would make it much worse. Please close your eyes and imagine a little boy or even your own son now or in the future requiring electricity for his Pulmo-Aid machine to take his medications when he's sick. Respiratory Chronic Lung Problems since birth. Your child could not have a wood stove but an electrical monitor at home. The only stove you're able to cook on is an electrical stove because you aren't able to use a propane stove (fumes). Your son is required to take different medications three times a day. There isn't any other place we would rather live because since we have been up here in Alaska Alex's health has gotten better. Alex used to be on oxygen tanks, 7-9 different medications, and the pulmo-aid machine every two-three hours. Alex still requires a lot. I thank you kindly for understanding and picturing our side of the story. Yes, this is my responsibility to write and let you know how difficult it is for not only my family, but also our Elders and others out here in the Rural Areas. I Oppose Senate Bill 185.

Thank you for taking the time to read this letter. God Bless and Take Care.

Sincerely,



Pearl Henry

Ms. Pearl HenryP.O. Box 135
Huslia, AK 99746Phone (907) 829-2266
Fax (907) 829-2224
Message Phone 907-829-2279

March 14, 2002

Senate Finance committee

RE: Senate Bill 185

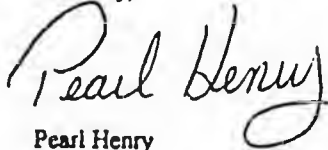
Dear Senators,

I realize that I am just one of many as I write this letter. I pray this letter would help with your decision making with this Bill. Here's just a little background for you. After being raised here in Alaska, I moved to four different places in Washington State on the better behalf for my Son Alex (who has a Chronic Lung Disease and requires a number of medications). I am a respected, single (not by choice), and hardworking Mom of two beautiful children. I had just moved back to Alaska a year ago. I love being home.

The electricity bill here is much too high already. There are people in the Rural areas are barely keeping up as it is. Our Elders are even having a tough time. Myself being a respectful, single, hardworking Mom of two beautiful children. It is painful for me to admit that it's difficult to live in the Rural areas. Raising our electric bill would make it much worse. Please close your eyes and imagine a little boy or even your own son now or in the future requiring electricity for his Pulmo-Aid machine to take his medications when he's sick. Respiratory Chronic Lung Problems since birth. Your child could not have a wood stove but an electrical monitor at home. The only stove you're able to cook on is an electrical stove because you aren't able to use a propane stove (fumes). Your son is required to take different medicines three times a day. There isn't any other place we would rather live because since we have been up here in Alaska Alex's health has gotten better. Alex used to be on oxygen tanks, 7-9 different medications, and the pulmo-aid machine every two-three hours. Alex still requires a lot. I thank you kindly for understanding and picturing our side of the story. Yes, this is my responsibility to write and let you know how difficult it is for not only my family, but also our Elders and others out here in the Rural Areas. I Oppose Senate Bill 185.

Thank you for taking the time to read this letter. God Bless and Take Care.

Sincerely,


Pearl Henry

Jo

**TESTIMONY OF PRESIDENT ARTHUR J. LAKE
ASSOCIATION OF VILLAGE COUNCIL PRESIDENTS****To the Senate Finance Committee
On Senate Bill 185 (Changes to Power Cost Equalization)**

March 15, 2002

Good morning. My name is Arthur J. Lake, President of the Association of Village Council Presidents, the Bethel-based Alaska Native regional nonprofit for the Yukon-Kuskokwim Delta region. I am testifying today against Senate Bill 185, which would make electric power virtually unaffordable for many of the families in our region – a region with few opportunities for cash income, and high costs for power delivery.

It was only a few decades ago that many of our villages could only afford to run their generators for a few hours each evening. If you needed electricity to do anything, you would have to do it during these hours, when the lights would be on, and our villagers could do their school homework, listen in to the radio to hear of national or world events, and do other things that people in the urban areas of our state take for granted, at the flick of a switch. In fact, it wasn't that long ago that even this limited electric power was unavailable, and people had to rely on kerosene lamps, and seal oil lamps before then.

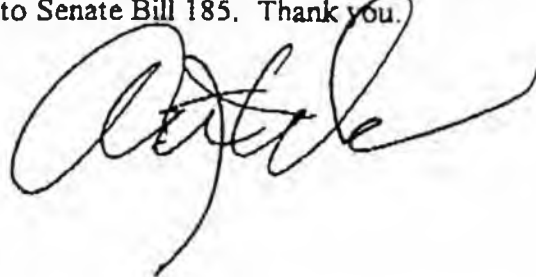
Reliable electric power, at an affordable cost, is essential if our villages are to participate in a 21st Century economy. This has become all the more important in a world that has gone "on-line" with computers and instant electronic communications. Senate Bill 185 would be a great step backwards for our villages, at the same time that Alaska and the world are taking a great step forward into this new age of global communications. Changing the formula to lower the kilowatt hours subsidized and raise the target power costs to be achieved would place an impossible burden on our families.

Electric power already costs up to three times as much in our villages as it does in the road grid cities of our state. In Kwigillingok, where I lived prior to assuming my current office as the AVCP President, I would typically pay around \$ 170 per month in electric bills, even with power cost equalization. High power costs like these become all the more burdensome when there are few jobs in a village outside seasonal employment. And even our opportunities for seasonal employment have diminished, as our region's 1995 fisheries income of \$ 12.8 million has dwindled to a mere \$ 400,000 in 2001.

The average rural household already uses fewer kilowatt hours per month than urban households do – 520 kilowatt hours, compared to 720 kilowatt hours in Anchorage. We have learned to conserve electricity, even with power cost equalization. But the limited income our village families receive can only be stretched so far before electric power cannot be conserved, but is instead downright unaffordable.

We cannot go back to seal oil or kerosene lamps in a world where access to electronic communications increasingly separates an interconnected 21st Century global culture

from those parts of the world that suffer in Third World squalor and isolation. Don't leave half of Alaska behind. Help us help ourselves by ensuring the affordable power we need to participate in 21st Century Alaska. Say no to Senate Bill 185. Thank you.

A handwritten signature in black ink, appearing to be "A. J. ...", written in a cursive style.



ARECA

Alaska's Electric Association
"Electric Service for 556,000 Alaskans"

Distributed to
Committee by
Eric F.
3/15/02

Resolution 02-22

A Resolution Regarding SB-185, Power Cost Equalization

The cost of electricity in rural Alaska is roughly four times as high as it is in the urban areas of the state, and yet the average household income is less than half. Furthermore, the average annual usage of electricity in rural Alaska is less than half that of urban. Power Cost Equalization helps to equalize the cost of electricity between rural and urban residential consumers.

In 1999, the Alaska State legislature passed SB-157, which significantly reduced the cost of the program. ARECA supported this bill as a fiscally responsible streamlining of the PCE program. In 2000, the Alaska State legislature passed House Bills 446 and 447 that established a PCE endowment fund. ARECA strongly supported these bills as a responsible way to fund the PCE program for the long term while still providing economic incentives to curtail the program as economics and energy efficiencies in rural Alaska improved further.

SB-185 is being considered by the legislature for passage in 2002. If passed, the bill would significantly curtail the PCE program and would hurt the economy of rural Alaska. ARECA strongly opposes passage of this bill.

Adopted: February 22, 2002



CITY OF UNALAKLEET

BOX 28
UNALAKLEET, ALASKA
99684
(907) 624-3531
FAX (907) 624-3130

RESOLUTION NUMBER 01 - 10

A RESOLUTION OF THE CITY OF UNALAKLEET OPPOSING SB 185 ENTITLED "AN ACT RELATING TO THE BASIS FOR DETERMINING ELIGIBILITY FOR AND THE AMOUNT OF POWER COST EQUALIZATION PAYMENTS"

Whereas, the City of Unalakleet and its residents are served by the Unalakleet Village Electric Cooperative, and

Whereas, the Unalakleet Village Electric Cooperative receives power cost equalization payments to offset the local residents electric costs, and

Whereas, the City of Unalakleet requires power to operate its water and sewer utility in compliance with the Department of Environmental Conservation rules and regulations twenty four hours per day, seven days per week and fifty-two weeks per year, and

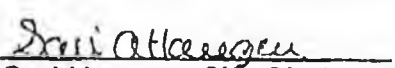
Whereas, the proposed changes in SB 185 will financially impact the City of Unalakleet in an economically distressed area, and

Whereas, the proposed changes will increase the City of Unalakleet's annual electric costs by an estimated \$24,710.00 per year as well as all the residential consumers by estimated \$69,130.00 annually.

NOW THEREFORE BE IT RESOLVED that the City of Unalakleet opposes SB 185 due to the financial impact this bill will impose upon the City and its residents at a time when both parties are financially stressed.

PASSED AND APPROVED by a duly constituted quorum of the Unalakleet City Council this 16th day of April, 2001.

SIGNED: 
Henry Ivanoff, Sr., Mayor

ATTEST: 
Sari Haugen, City Clerk

Egegik Tribal Council



289 Airport Rd.
P.O. Box 29
Egegik, Alaska 99579
(907) 233-2211, Fax (907) 233-2312
E-mail EVC233@aol.com

Resolution 02 - 06

Statement of Purpose: A resolution to notify the Alaska State Legislature that passage of Senate Bill 185 will cause unreasonable social and economic hardships due to significantly increased electricity costs to rural residents.

Statement of Fact: Senate Bill 185 changes the formula for determining Power Cost Equalization (PCE) and reduces the number of kilowatt-hours (KWH) eligible for PCE.

Whereas, rural Alaska will incur significantly higher residential electric bills if Senate Bill 185 passes; and

Whereas, the formula is currently based on the average cost of a KWH in Anchorage, Fairbanks, and Juneau. Senate Bill 185 would base the new formula on the highest cost of a KWH in Alaska not receiving PCE. Thus the formula proposed by Senate Bill 185 would result in a higher base cost for PCE eligibility resulting in a smaller PCE subsidy to rural residents; and

Whereas, Senate Bill 185 would lower PCE eligibility from 500 to 400 KWH per month.

Now Therefore, Be It Resolved the Egegik Tribal Council is opposed to the passage of Senate Bill 185.

Certification: I, the undersigned, hereby certify that the Egegik Tribal Council is composed of seven members, of who four constitute a quorum, were present at a meeting duly called, convened and held this 14th day of March 2002 and that the foregoing Resolution was duly adopted at said meeting by the affirmative vote of 6 members, opposed by 0 members and 1 absent and that said resolution has not been rescinded or amended in anyway.

DATED this 14th day of March 2002

Signed:

Lawrence Abalama, Chief

Attest:

Carol Chmiel, Secretary

Egegik Tribal Council
Resolution 02 - 06
March 14th, 2002
Alaska State Legislature
Senate Bill 185

SITE: ANCHORAGE LIO

COMMITTEE: SFIN

DATE: 4-8-02

SUBJECT OF MEETING:

SB 185

UPDATE #:



P R I N T YOUR NAME

ADDRESS (MAILING & ZIP)

REPRESENTING

DO YOU WANT
TO TESTIFY?
Y or N

Terri Harper		AIDEA/AEA	Ans ?s
Email address:			SB 185
Sara Fisher-Goad		AIDEA/AEA	Ans ?s
Email address:			SB 185
Eric Yould		ARECA	Ans ?s
Email address:			SB 185
Email address:			
Email address:			
Email address:			
Email address:			

SITE: ANCHORAGE LIO
COMMITTEE: SFIN
DATE: 3-20-02

SUBJECT OF MEETING:
 SB 185
 UPDATE #: 2



P R I N T YOUR NAME ADDRESS (MAILING & ZIP) REPRESENTING DO YOU WANT TO TESTIFY? Y or N

Eric Yould		ARECA	Ans ?s
Email address:			SB 185
Sara Fisher-Goad		AEA	Ans ?s
Email address:			SB 185
Keith Day		RCA	Ans ?s
Email address:			SB 185
Email address:			
Email address:			
Email address:			
Email address:			

SB 185-PCE BASED ON HIGHEST COST
SENATE FINANCE COMMITTEE

SIGN-IN

✓ NAME: Bob Poe Subject/Bill No: SB 185
Co./Dept./Title: AIDEA/AEA Phone: 269-3000
Address: _____ Zip: 99501

Do you wish to testify? Yes No Respond To Questions

✓ NAME: Eric Yould Subject/Bill No: SB-185
Co Dept./Title: Executive Dir ARECA Phone: 561-6103
Address: 703 W Tudor Rd Zip: 99503

Do you wish to testify? Yes No Respond To Questions

✓ NAME: MEERA KOLLER Subject/Bill No: SB 185
Co./Dept./Title: PRES & CEO, AVEC Phone: 561-1818
Address: 4831 Eagle St. Anchorage Zip: 99503

Do you wish to testify? Yes No Respond To Questions

NAME: _____ Subject/Bill No: _____
Co./Dept./Title: _____ Phone: _____
Address: _____ Zip: _____

Do you wish to testify? Yes No Respond To Questions

SITE: DILLINGHAM LIO

COMMITTEE: SFIN

DATE: 03-15-02

SUBJECT OF MEETING:

SB 185

UPDATE #: 1



PLEASE SIGN IN

P R I N T YOUR NAME

ADDRESS (MAILING & ZIP)

REPRESENTING

DO YOU WANT
TO TESTIFY?
Y or N

John Fulton		City of DLG	Yes
Email address:			
✓ Charlie Walls		Nushagak Cooperatives	Yes
Email address:			
Email address:			
Email address:			
Email address:			
Email address:			
Email address:			
Email address:			
Email address:			
Email address:			
Email address:			