

ALASKA LEGISLATURE

2325

HOUSE and SENATE FINANCE COMMITTEE FILES, 2001 - 2002

Regulatory Commission of Alaska

2001 Annual Report - Statistical
SectionRate Changes Granted
Pipeline Carriers

Prepared by Chris D. Smith

| Carrier | | Requested | Granted |
|--|----------|---------------------|---------------------|
| Amerada Hess Pipeline Corporation (TAPS)* (Dockets P-94-1, P-97-4, P-97-6, and P-97-7) | | | |
| North Pole | Increase | 36.84% ¹ | 36.84% ² |
| Petro Star | Increase | 33.60% ¹ | 33.60% ² |
| Valdez | Increase | 33.33% ¹ | 33.33% ² |
| BP Pipelines (Alaska) Inc. (TAPS)* (Dockets P-94-1, P-97-4, P-97-6, and P-97-7) | | | |
| North Pole | Increase | 27.33% ¹ | 27.33% ² |
| Petro Star | Increase | 35.91% ¹ | 35.91% ² |
| Valdez | Increase | 35.63% ¹ | 35.63% ² |
| BP Transportation (Alaska) INC. (Badami Pipeline) (Docket P-00-1) | | | |
| | Increase | 89.12% ¹ | 89.12% ² |
| Cook Inlet Pipeline Company (P-92-5) | | | |
| | Decrease | 3.43% ¹ | 3.43% ² |
| Endicott Pipeline Company (Docket P-00-2) | | | |
| Endicott Main Production Island | Decrease | 2.44% ¹ | 2.44% ² |
| Exxon Pipeline Company (TAPS)* | | | |

(Dockets P-94-1, P-97-4, P-97-6, and P-97-7)

| | | | |
|------------|----------|---------------------|---------------------|
| North Pole | Increase | 10.61% ¹ | 10.61% ² |
| Petro Star | Increase | 11.56% ¹ | 11.56% ² |
| Valdez | Increase | 11.49% ¹ | 11.49% ² |

Golden Valley Electric Association, Inc.
(TL 13-305)

| | | |
|----------|---------------------|---------------------|
| Increase | 53.59% ¹ | 53.59% ¹ |
|----------|---------------------|---------------------|

**Milne Point Pipeline
Company**

(Docket P-00-3)

| | | |
|----------|---------------------|---------------------|
| Decrease | 25.53% ¹ | 25.53% ² |
|----------|---------------------|---------------------|

Oliktok Pipeline Company
(TL 15-334)

NGL Transmission Service

| | | |
|----------|---------------------|---------------------|
| Decrease | 27.27% ² | 27.27% ² |
|----------|---------------------|---------------------|

**Phillips Transportation Alaska, Inc. (f/k/a
ARCO)**

(Dockets P-94-1, P-97-4, P-97-6, and P-97-7)

| | | | |
|------------|----------|---------------------|---------------------|
| North Pole | Increase | 28.16% ¹ | 28.16% ² |
| Petro Star | Increase | 29.29% ¹ | 29.29% ² |
| Valdez | Increase | 29.54% ¹ | 29.54% ² |

**Phillips Alaska Pipeline Corporation
(TAPS)***

(Dockets P-94-1, P-97-4, P-97-6, and P-97-7)

| | | | |
|------------|----------|---------------------|---------------------|
| North Pole | Increase | 13.20% ¹ | 13.20% ² |
| Petro Star | Increase | 13.84% ¹ | 13.84% ² |
| Valdez | Increase | 13.44% ¹ | 13.44% ² |

**Unocal Pipeline Company
(TAPS)***

(Dockets P-94-1, P-97-4, P-97-6, and P-97-7)

| | | | |
|------------|----------|---------------------|---------------------|
| North Pole | Increase | 30.43% ¹ | 30.43% ² |
| Petro Star | Increase | 31.65% ¹ | 31.65% ² |
| Valdez | Increase | 31.88% ¹ | 31.88% ² |

**Williams Alaska Pipeline Company,
L.L.C.**

(Dockets P-94-1, P-97-4, P-97-6, and P-97-7)

| | | | |
|------------|----------|---------------------|---------------------|
| North Pole | Increase | 15.05% ¹ | 15.05% ² |
| Petro Star | Increase | 15.61% ¹ | 15.61% ² |
| Valdez | Increase | 15.56% ¹ | 15.56% ² |

* Trans Alaska Pipeline System

¹ Permanent

² Interim & Refundable

| | |
|-----------------------------------|---|
| RCA home page | Questions or comments? Regulatory Commission of Alaska 701 West Eight Avenue, Suite 300 Anchorage, Alaska 99501-3469 (907) 276-6222 / (800) 390-2782 or e-mail Feedback |
| Top of page | |
| Table of contents | |
| Back | |
| Next | |

Regulatory Commission of Alaska

2001 Annual Report - Statistical
SectionRate Changes Granted
Regulated Utilities

Prepared by Chris D. Smith

| Utility | No. of Customers | | Requested | Granted |
|---|------------------|----------|-------------------------------|-------------------------------|
| Alaska Communications Systems | | | | |
| Digital Subscriber Services (Docket U-00-144) ACS-AK | Unknown | Increase | 25.03% ¹ | 25.03% ² |
| (Docket U-00-145) ACS-N | | Increase | 24.95% ¹ | 24.95% ² |
| (Docket U-00-153) ACS-F | | Increase | 26.22% ¹ | 26.22% ² |
| Alaska Electric Light and Power Company | | | | |
| (Docket U-97-245) AEL&P | 14,765 | | | |
| Residential - Energy Charge Winter/Summer | | Increase | 4.06% / 4.12% ¹ | 4.06% / 4.12% ¹ |
| Small Commercial - Energy Charge Winter/Summer | | Increase | 4.08% / 4.11% ¹ | 4.08% / 4.11% ¹ |
| Small Commercial (with demand) Energy Charge Winter/Summer | | Increase | 4.06% / 4.12% ¹ | 4.06% / 4.12% ¹ |
| Small Commercial (with demand) - Demand Charge Winter/Summer | | Increase | 4.02% / 4.11% ¹ | 4.02% / 4.11% ¹ |
| Large Commercial - Energy Charge Winter/Summer | | Increase | 3.96% / 4.00% ¹ | 3.96% / 4.00% ¹ |
| Large Commercial - Demand Charge Winter/Summer | | Increase | 4.05% / 3.99% ¹ | 4.05% / 3.99% ¹ |
| Manufacturing - Energy Charge Winter/Summer | | Increase | 4.11% / 4.07% ¹ | 4.11% / 4.07% ¹ |
| Manufacturing - Demand Charge Winter/Summer | | Increase | 4.01% / 3.99% ¹ | 4.01% / 3.99% ¹ |
| Street Lights - | | Decrease | 4.33% / | 4.33% / |

| | | | | |
|--|----------|--|----------------------------|----------------------------|
| Winter/Summer | | | 4.33% ¹ | 4.33% ¹ |
| Off-Peak Service - Energy Charge Winter/Summer | Increase | | 4.06% / 4.06% ¹ | 4.06% / 4.06% ¹ |
| Residential Heat Pump Services - Energy Charge Winter/Summer | Increase | | 4.06% / 4.06% ¹ | 4.06% / 4.06% ¹ |
| Residential Heat Pump Services - Demand Charge Winter/Summer | Increase | | 4.06% / 4.06% ¹ | 4.06% / 4.06% ¹ |
| Juneau Ready Mix - Energy Charge Winter/Summer | Increase | | 4.06% / 4.06% ¹ | 4.06% / 4.06% ¹ |

Anchorage Wastewater Utility

| | | | | |
|----------|--------|----------|--------------------|--------------------|
| TA83-126 | 50,952 | Decrease | 2.75% ¹ | 2.75% ¹ |
|----------|--------|----------|--------------------|--------------------|

Aurora Energy, LLC
(Docket U-97-044)

| | | | |
|-----|----------|---------------------|---------------------|
| 135 | Decrease | 30.00% ¹ | 30.00% ² |
|-----|----------|---------------------|---------------------|

Bettles Telephone Inc.

(Docket U-00-96)

190

Bettles Exchange

| | | | |
|----------|----------|--------------------|--------------------|
| Business | Decrease | 7.37% ¹ | 7.37% ¹ |
|----------|----------|--------------------|--------------------|

| | | | |
|-------------|----------|---------------------|---------------------|
| Residential | Decrease | 12.67% ¹ | 12.67% ¹ |
|-------------|----------|---------------------|---------------------|

Allakaket Exchange

| | | | |
|----------|----------|--------------------|--------------------|
| Business | Decrease | 7.37% ¹ | 7.37% ¹ |
|----------|----------|--------------------|--------------------|

| | | | |
|-------------|----------|---------------------|---------------------|
| Residential | Decrease | 12.67% ¹ | 12.67% ¹ |
|-------------|----------|---------------------|---------------------|

Black Bear Lake Hydro, Inc.

(Docket U-99-125)

| | | | |
|-----------|----------|--------------------|--------------------|
| Wholesale | Decrease | 1.52% ¹ | 1.52% ¹ |
|-----------|----------|--------------------|--------------------|

Enstar Natural Gas Company

TA116-4

103,522

| | | | |
|-------------|----------|---------------------|---------------------|
| Residential | Increase | 20.80% ¹ | 20.80% ¹ |
|-------------|----------|---------------------|---------------------|

| | | | |
|------------------|----------|---------------------|---------------------|
| Small Commercial | Increase | 22.50% ¹ | 22.50% ¹ |
| Large Commercial | Increase | 26.20% ¹ | 26.20% ¹ |

GCI Cable, Inc. (Juneau)

| | | | |
|----------|----------------|---------------------|---------------------|
| TA16-156 | 8,130 Decrease | 35.31% ¹ | 35.31% ¹ |
|----------|----------------|---------------------|---------------------|

Matanuska Telephone Association, Inc.

(Docket U-00-028)

59,777

| | | | |
|---------------------------------|----------|---------------------|---------------------|
| Residential Eagle River/Chugiak | Decrease | 2.17% ¹ | 2.17% ² |
| Residential All Other | Increase | 11.57% ¹ | 11.57% ² |

Tanana Power Company

(Docket U-99-11)

177

Residential Rate Schedule 1

| | | | |
|-------------------------------|----------|--------------------|--------------------|
| First 200 kWh | Increase | 6.63% ¹ | 6.63% ¹ |
| Next 200 kWh | Increase | 6.67% ¹ | 6.67% ¹ |
| Over 400 kWh | Increase | 6.69% ¹ | 6.69% ¹ |
| Minimum Charge 60 kWh | Increase | 6.64% ¹ | 6.64% ¹ |
| Commercial Rate Schedule 2 | | | |
| First 10,000 kWh | Increase | 6.73% ¹ | 6.73% ¹ |
| Next 10,000 kWh | Increase | 6.73% ¹ | 6.73% ¹ |
| Over 20,000 kWh | Increase | 6.77% ¹ | 6.77% ¹ |
| Minimum Charge 276 kWh | Increase | 6.73% ¹ | 6.73% ¹ |
| Street Lights Rate Schedule 4 | | | |
| Based on 63 kWh/Month | Increase | 6.72% ¹ | 6.72% ¹ |
| Commercial Rate Schedule 5 | | | |
| First 10,000 kWh | Increase | 6.80% ¹ | 6.80% ¹ |
| Next 10,000 kWh | Increase | 6.91% ¹ | 6.91% ¹ |
| Over 20,000 kWh | Increase | 7.00% ¹ | 7.00% ¹ |
| Minimum Charge 1,301 kWh | Increase | 6.82% ¹ | 6.82% ¹ |

Trillium Corporation, Inc.

TA11-258

| | | |
|--------------|----------------------|----------------------|
| 135 Increase | 200.00% ¹ | 200.00% ¹ |
|--------------|----------------------|----------------------|

* Rate changes shown for electric utilities are for basic energy charges only and do not include cost of power adjustments.

¹ Permanent change requested and/or granted.

² Interim & Refundable change requested and/or granted

The banner contains the following text and links:

- [RCA homepage](#)
- [Repro page](#)
- [Available contents](#)
- [Back](#)
- [Next](#)
- [Questions or comments?](#)
- Regulatory Commission of Alaska
- 701 West Eighth Avenue, Suite 510
- Anchorage, Alaska 99501-3460
- (907) 276-6022 (toll-free)
- [off-mail](#)
- [Feedback](#)

Electric Utilities Certificated

*** AKHIOK, CITY OF (AKHIOK)**

Provides service to Akhiok

*** AKIACHAK NATIVE COMMUNITY ELECTRIC COMPANY (ANCEC)**

Provides service to Akiachak

*** AKUTAN, CITY OF (AKUTAN)**

Provides service to Akutan

ALASKA ELECTRIC GENERATION & TRANSMISSION COOPERATIVE, INC. (AEG&T)

Provides service to Wholesale Customers

ALASKA ELECTRIC LIGHT & POWER COMPANY (AEL&P)

Provides service to Douglas, Juneau

*** ALASKA INDUSTRIAL DEVELOPMENT & EXPORT AUTHORITY (AIDEA)**

Provides service to Wholesale Customers, Wholesale Customers

ALASKA POWER COMPANY (APC)

Provides service to Alaina, Allakaket, Bettles, Coffman Cove, Craig, Dot Lake, Eagle/Eagle Village, Evansville, Haines, Healy Lake, Hollis, Hydaburg, Klawock Airport, Mentasta, Naukati, Northway, Skagway, Tanacross, Tetlin, Thorne Bay, Tok

*** ALASKA VILLAGE ELECTRIC COOPERATIVE, INC. (AVEC)**

Provides service to Alakanuk, Ambler, Andreafsky, Anivak, Brevig Mission, Chevak, Eek, Elim, Emmonak, Gambell, Goodnews Bay, Grayling, Holy Cross, Hooper Bay, Huslia, Kalskag, Lower, Kalskag, Upper, Kaltag, Kaltag, Kasigluk/Akolmuit, Kiana, Kivalina, Koyuk, Marshall, Merkoryuk, Minto, Mountain Village, New Stuyahok, Nightmute, Noatak, Noorvik, Pilot Station, Pitkas Point, Quinhagak, Russian Mission, Saint Marys, Saint Michael, Savoonga, Scammon Bay, Selawik, Shageluk, Shaktoolik, Shishmaref, Shungnak, Stebbins, Togiak, Toksook Bay, Tununak, Wales

*** ANDREANOF ELECTRIC CORP. (AEC)**

Provides service to Atka

ANIAC LIGHT AND POWER COMPANY, INC. (ALPC)

Provides service to Aniak

ARCTIC UTILITIES, INC. (AUI)

Provides service to Deadhorse/Prudhoe Bay

*** ATMAUTLUAK JOINT UTILITIES (AJU)**

Provides service to Atmautluak

AURORA ENERGY, LLC (AURORA ENE)

Provides service to Wholesale Customers

*** BARROW UTILITIES AND ELECTRIC COOPERATIVE, INC. (BUECI)**

Provides service to Barrow

BBL HYDRO, INC. (BBL)

Provides service to Wholesale Customers

*** BEAVER VILLAGE ELECTRICAL UTILITY (BEAVER)**

Provides service to Beaver

BETHEL UTILITIES CORPORATION, INC. (BUCI)

Provides service to Bethel

*** BUCKLAND, CITY OF (BUCKLAND)**

Provides service to Buckland

CENTRAL ELECTRIC, INC. (CENTRAL)

Provides service to Central

CHIGNIK LAKE ELECTRIC UTILITY, INC. (CLEU)

Provides service to Chignik Lake

*** CHIGNIK, CITY OF (CHIGNIK)**

Provides service to Chignik

*** CHITINA ELECTRIC, INC. (CEI)**

Provides service to Chitina

CHUGACH ELECTRIC ASSOCIATION, INC. (CHUGACH)

Provides service to Anchorage, Cooper Landing, Hope, Indian/Bird, Moose Pass, Tyonek, Whittier

*** CIRCLE ELECTRIC, RICHARD HUTCHINSON, D/B/A (CIRCLE)**

Provides service to Circle

*** COPPER VALLEY ELECTRIC ASSOCIATION, INC. (CVEA)**

Provides service to Copper Center, Gakona, Glennallen, Gulkana, Kenny Lake, Nelchina, Valdez

*** CORDOVA ELECTRIC COOPERATIVE, INC. (CECI)**

Provides service to Cordova

*** DIOMEDE JOINT UTILITIES (DIOMEDE)**

Provides service to Diomedes (Little)

*** EGEGIK, CITY OF (CITY)**

Provides service to Egegik

*** FALSE PASS, CITY OF (FALSE PASS)**

Provides service to False Pass

G & K, INC. (G&K)

Provides service to Cold Bay

*** GALENA, CITY OF (GALENA)**

Provides service to Galena

GOAT LAKE HYDRO, INC. (GLH)

Provides service to Wholesale Customers

GOLDEN VALLEY ELECTRIC ASSOCIATION, INC. (GVEA)

Provides service to Anderson, Cantwell, Chatanika, College, Delta Junction, Fairbanks, Fort Greely, Fort Wainwright, Fox, Healy, McKinley Park, Nenana, North Pole

*** GOLOVIN, CITY OF (GOLOVIN)**

Provides service to Golovin

GWITCHYAA ZHEE UTILITY COMPANY (GZUC)

Provides service to Fort Yukon

HOMER ELECTRIC ASSOCIATION, INC. (HEA)

Provides service to Anchor Point, Clam Gulch, English Bay, Halibut Cove, Homer, Kachemak, Kalifornsky, Kasilof, Kenai, Nikiski, Ninilchik, Port Graham, Salamatof, Seldovia, Soldotna, Sterling

*** HUGHES POWER & LIGHT COMPANY (HPLC)**

Provides service to Hughes

*** IPNATCHIAQ ELECTRIC COMPANY (IEC)**

Provides service to Deering

KAKE TRIBAL CORPORATION (KAKE TRIBA)

Provides service to Pelican

*** KETCHIKAN, CITY OF (KETCHIKAN)**

Provides service to Clover Pass, Ketchikan, Saxman, Ward Cove

*** KING COVE, CITY OF (KING COVE)**

Provides service to King Cove

KIPNUK LIGHT PLANT (KIPNUK)

Provides service to Kipnuk

*** KOBUK, CITY OF (KOBUK)**

Provides service to Kobuk

*** KODIAK, CITY OF (KODIAK)**

Provides service to Kodiak

KODIAK ELECTRIC ASSOCIATION, INC. (KEA)

Provides service to Kodiak, Narrow Cape, Port Lions, Port Moller, Women's Bay

*** KOTLIK, CITY OF (KOTLIK)**

Provides service to Kotlik

*** KOTZEBUE ELECTRIC ASSOCIATION, INC. (KOTZEBUE)**

Provides service to Kotzebue

*** KWETHLUK, INC. KUIGGLUUM KALLUGVIA D/B/A (KK)**

Provides service to Kwethluk

*** KWIG POWER COMPANY (KWIG)**

Provides service to Kwigillingok

*** LARSEN BAY ELECTRIC (LARSEN BAY)**

Provides service to Larsen Bay

*** LEVELOCK ELECTRIC COOPERATIVE, INC. (LECI)**

Provides service to Levelock

LIME VILLAGE TRADITIONAL COUNCIL (LVTC)

Provides service to Lime Village

MANLEY UTILITY COMPANY, INC. (MANLEY)

Provides service to Manley Hot Springs

*** MANOKOTAK POWER COMPANY (MPC)**

Provides service to Manokotak

MATANUSKA ELECTRIC ASSOCIATION, INC. (MEA)

Provides service to Big Lake, Chickaloon, Chugiak, Eagle River, Eklutna, Houston, Knik, Palmer, Peters Creek, Sutton, Talkeetna, Unalakleet, Wasilla, Willow

MCGRATH LIGHT & POWER CO. (MLPC)

Provides service to McGrath

MIDDLE KUSKOKWIM ELECTRIC COOPERATIVE., INC. (MKEC)

Provides service to Chuathbaluk, Crooked Creek, Red Devil, Sleetmute, Stony River

**MUNICIPAL LIGHT & POWER DEPARTMENT, MUNICIPALITY OF ANCHORAGE
D/B/A (ML&P)**

Provides service to Anchorage, Elemendorf, Fort-Richardson

*** NAKNEK ELECTRIC ASSOCIATION, INC. (NEA)**

Provides service to King Salmon, Naknek

NAPAKIAK IRCINAQ POWER COMPANY (NIPC)

Provides service to Napakiak

*** NAPASKIAK, CITY OF d/b/a NAPASKIAK UTILITY (NAPASKIAK)**

Provides service to Napaskiak

*** NATERKAQ LIGHT PLANT (NATERKAQ)**

Provides service to Chefornak

*** NELSON LAGOON ELECTRIC COOPERATIVE, INC. (NLECI)**

Provides service to Nelson Lagoon

*** NOME JOINT UTILITY SYSTEMS (NOME)**

Provides service to Nome

*** NORTH SLOPE BOROUGH POWER & LIGHT SYSTEM NORTH SLOPE BOROUGH
D/B/A (NSPL)**

Provides service to Anaktuvuk Pass, Atkasuk, Kaktovik, Nuiqsut, Point Hope, Point Lay, Wainwright

*** NUSHAGAK ELECTRIC COOPERATIVE, INC. (NECI)**

Provides service to Aleknagik, Dillingham

*** PETERSBURG, CITY OF (PETERSBURG)**

Provides service to Petersburg

*** PORT HEIDEN, CITY OF (PORT HEIDE)**

Provides service to Port Heiden

**** PUVURNAQ POWER COMPANY (PPC)**

Provides service to Kongiganak

*** RUBY, CITY OF (RUBY)**

Provides service to Ruby

*** SEMLOH SUPPLY WELDON S. HOLMES D/B/A (SEMLOH)**

Provides service to Lake Minchumina

*** SEWARD, CITY OF (SEWARD)**

Provides service to Seward

*** SHELDON POINT ELECTRIC CO. SHELDON POINT, CITY OF D/B/A (SHELDON)**

Provides service to Sheldon Point

*** SITKA, CITY AND BOROUGH OF (SITKA)**

ST. GEORGE, CITY OF (ST. GEORGE)

Provides service to Saint George, Provides service to Mount Edgecumbe, Sitka

*** ST. PAUL, CITY OF (ST. PAUL)**

Provides service to Saint Paul

*** TAKOTNA COMMUNITY ASSOCIATION, INC. (TAKOTNA)**

Provides service to Takotna

*** TANALIAN ELECTRIC COOPERATIVE, INC. (TECI)**

Provides service to Port Alsworth

TANANA POWER COMPANY, INC. (TPC)

Provides service to Tanana

TATITLEK ELECTRIC UTILITY (TATITLEK)

Provides service to Tatitlek

TDX SAND POINT GENERATING, INC. (TDX)

Provides service to Sand Point

TELLER POWER COMPANY (TELLER)

Provides service to Teller

*** TENAKEE SPRINGS ELECTRIC UTILITY, CITY OF TENAKEE SPRINGS D/B/A (TENAKEE)**

Provides service to Tenakee Springs

*** TLINGIT-HAIDA REGIONAL ELECTRICAL AUTHORITY (T-HREA)**

Provides service to Angoon, Chilkat Valley, Hoonah, Kake, Kasaan, Klawock, and Klukwan

**** TUNTUTULIAK COMMUNITY SERVICES ASSOCIATION, INC. (TCSA)**

Provides service to Tuntutuliak

*** UMNAK POWER COMPANY, THE NATIVE VILLAGE OF NIKOLSKI D/B/A (UMNAK)**

Provides service to Nikolski

*** UNALASKA, CITY OF (UNALASKA)**

Provides service to Dutch Harbor, Unalaska

*** UNGUSRAQ POWER COMPANY (UPC)**

Provides service to Newtok

*** WEISNER TRADING CO. (WEISNEP)**

Provides service to Rampart

*** WRANGELL, CITY OF (WRANGELL)**



Provides service to Wrangell

*** YAKUTAT, CITY AND BOROUGH OF (YAKUTAT)**

Provides service to Yakutat


*Not regulated by the Regulatory Commission of Alaska as to rates and service.

** Not regulated by the Regulatory Commission of Alaska as to rates.

| | |
|--|--|
| RCA home page Top of page Available contents  Back  Next | Question or comment Regulatory Commission of Alaska 701 W 34th Avenue, Suite 100 Anchorage, Alaska 99501-1001 (907) 276-1828 E-mail Feedback |
|--|--|

B 7

Regulatory Commission of Alaska

2001 Annual Report - Statistical
Section**Electric Utilities -
Gross Operating Revenues**

Prepared by Chris D. Smith

2000 Calendar Year

Revenues¹

| Utility | Net Plant | Gross Revenue | Net Income | Customers |
|--|---------------|---------------|-------------|-----------|
| Gross Operating Revenue \$5,000,000 or Greater | | | | |
| Alaska Electric Generation & Transmission Cooperative, Inc. | \$ 42,909,445 | \$ 23,681,660 | \$ 852,257 | 1 |
| Alaska Electric Light & Power Company | 47,972,543 | 25,341,335 | 4,105,191 | 14,765 |
| Alaska Power Company (APC) | 28,443,524 | 12,927,744 | 666,709 | 5,698 |
| Aurora Energy, LLC. | 7,991,033 | 5,572,844 | (1,640,865) | 1 |
| Bethel Utilities Corporation, Inc. | 3,455,280 | 8,973,915 | 727,759 | 2,325 |
| Chugach Electric Association, Inc. | 469,154,875 | 158,541,114 | 9,679,778 | 70,039 |
| Golden Valley Electric Association, Inc. | 196,801,848 | 84,233,353 | 5,374,817 | 36,922 |
| Homer Electric Association, Inc. | 91,732,495 | 38,830,946 | 1,828,916 | 23,314 |
| Kodiak Electric Association, Inc. | 54,919,139 | 20,790,524 | 506,645 | 5,763 |
| Matanuska Electric Association, Inc. | 118,906,375 | 51,248,644 | 4,356,201 | 38,776 |
| Municipal Light & Power Dept., Municipality of Anchorage d/b/a | 264,186,212 | 80,330,391 | 9,232,213 | 29,915 |

| | | | | |
|----------|------------------|----------------|---------------|---------|
| Subtotal | \$ 1,326,472,769 | \$ 510,472,470 | \$ 35,689,621 | 227,519 |
|----------|------------------|----------------|---------------|---------|

Gross Operating Revenue Greater Than \$1,500,000 but Less Than \$5,000,000

| | | | | |
|-------------------------------------|---------------|--------------|-------------|----|
| Arctic Utilities, Inc. ² | \$1,527,139 | \$4,185,519 | (\$128,318) | 55 |
| Goat Lake Hydro, Inc. | 16,268,411 | 2,168,687 | 463,088 | 1 |
| Subtotal | \$ 17,795,550 | \$ 6,354,206 | \$ 334,770 | 56 |

Gross Operating Revenue Greater Than \$500,000 but Less Than \$1,500,000



| | | | | |
|--|---------------|--------------|--------------|--------------|
| Aniak Light & Power Company, Inc. ³ | \$ 1,235,883 | \$ 974,380 | \$ 58,829 | 213 |
| BBL Hydro, Inc. | 9,220,832 | 1,438,593 | 145,752 | 1 |
| Egegik Light & Power G & K, Inc. | Not Reported | Not Reported | Not Reported | Not Reported |
| | 1,228,393 | 1,263,185 | 49,221 | 100 |
| Gustavus Electric Inc. | Not Reported | Not Reported | Not Reported | Not Reported |
| Gwitchyaa Zhee Utility Company ⁴ | 543,972 | 795,495 | 94,658 | Not Reported |
| McGrath Light & Power Company ² | 1,177,347 | 1,102,695 | 25,896 | 232 |
| Middle Kuskokwim Electric Cooperative, Inc. | 1,335,834 | 602,448 | (9,415) | 181 |
| TDX-Stand Point Generating, Inc. ⁵ | 1,107,165 | 1,141,730 | 480,098 | 471 |
| Tanana Power Company, Inc. | 583,151 | 661,511 | 73,103 | 177 |
| Subtotal | \$ 16,432,577 | \$ 7,980,037 | \$ 918,142 | 1,375 |

Gross Operating Revenue Less Than \$500,000

| | | | | |
|-------------------------------|--------------|--------------|--------------|--------------|
| Chignik Lake Electric Utility | Not Reported | Not Reported | Not Reported | Not Reported |
| Far North Utilities, Inc. | \$ 155,741 | \$ 269,108 | \$ 2,830 | 133 |
| Kipnuk Light Plant | Not Reported | Not Reported | Not Reported | Not Reported |
| Lime Village Electric | 447,846 | 44,495 | (27,229) | 21 |

| Company | | | | |
|---|------------------------|----------------------|---------------------|----------------|
| Manley Utility Company, Inc. | 222,367 | 166,807 | 5,275 | 84 |
| Napakiak Ircinaq Power Company ⁶ | 45,363 | 339,590 | (18,690) | 118 |
| Pelican Utility District a/d/o Kake Tribal Corp. ⁷ | Not Reported | Not Reported | Not Reported | Not Reported |
| Tatitlek Electric Utility | Not Reported | Not Reported | Not Reported | Not Reported |
| Teller Power Company, Inc. | Not Reported | Not Reported | Not Reported | Not Reported |
| Subtotal | \$ 871,317 | \$ 820,000 | \$ (37,814) | 356 |
| Total | \$1,361,572,213 | \$525,626,713 | \$36,904,719 | 229,306 |

1. Revenue classes per 3 AAC 48.277.
2. Information presented for year ending 9/30/00.
3. Information presented for year ending 6/30/00.
4. Information presented for year ending 4/30/00.
5. Information presented for year ending 11/30/00.
6. Information presented for year ending 10/31/00.
7. Utility reported kWh sales in its Regulatory Cost Charge report dated 12/31/00.

| | |
|--|--|
| <p>RCA home page</p> <p>top of page</p> <p>table of contents</p> <p> Back</p> <p> Next</p> | <p>Questions or comments?</p> <p>Regulatory Commission of Alaska</p> <p>701 W. 8th Avenue, Suite 301</p> <p>Anchorage, Alaska 99501-3461</p> <p>(907) 276-6222 / (800) 590-2782</p> <p>or e-mail</p> <p>Feedback</p> |
|--|--|

Regulatory Commission of Alaska

2001 Annual Report - Statistical Section


**Regulated Electric Utilities -
2000 Kilowatt-Hour Sales**

Prepared by Chris D. Smith

2000 Calendar Year

| | Kilowatt-Hours Sold | | |
|---|---------------------|--------------------------------------|---------------|
| | Residential | Commercial and Other ⁷ | Total |
| Alaska Electric Generation & Transmission, Inc. | - | 477,275,000 | 477,275,000 |
| Alaska Electric Light & Power Company | 129,701,000 | 172,129,000 | 301,830,000 |
| Alaska Power Company (APC) | 20,629,948 | 42,588,084 | 63,218,032 |
| Aniak Light & Power Company, Inc. ¹ | 973,851 | 1,247,679 | 2,221,530 |
| Arctic Utilities, Inc. ² | - | - | 25,498,284 |
| Aurora Energy, LLC. | - | 146,773,000 | 146,773,000 |
| BBL Hydro, Inc. | - | 21,621,600 | 21,621,600 |
| Bethel Utilities Corporation, Inc. | 9,620,973 | 29,422,644 | 39,043,617 |
| Chignik Lake Electric Utility | Not Reported | Not Reported | Not Reported |
| Chugach Electric Association, Inc. | 509,799,000 | 1,899,290,000 | 2,409,089,000 |
| Egegik Light & Power | Not Reported | Not Reported | Not Reported |
| Far North Utilities, Inc. | 216,589 | 393,049 | 609,638 |
| G & K, Inc. | 464,609 | 2,847,973 | 3,312,582 |
| Gaot Lake Hydro, Inc. | - | 17,998,747 | 17,998,747 |
| Golden Valley Electric Association, Inc. | 276,707,000 | 775,403,000 | 1,052,110,000 |
| Gustavus Electric, Inc. | Not Reported | Not Reported | Not Reported |
| Gwitchyaa Zhee Utility Company ³ | - | - | 2,602,000 |
| Homer Electric Association, Inc. | 152,758,000 | 286,898,000 | 439,656,000 |
| Kipnuk Light Plant | Not Reported | Not Reported | Not Reported |
| Kodiak Electric Association, Inc. | 30,586,000 | 93,993,000 | 124,579,000 |
| Lime Village Electric Company | 22,081 | 28,816 | 50,897 |
| Manley Utility Company, Inc. | 117,847 | 111,834 | 229,681 |
| Matanuska Electric Association, Inc. | 319,247,000 | 198,709,000 | 517,956,000 |
| McGrath Light & Power Co. ² | 871,667 | 1,884,851 | 2,756,518 |

| | | | |
|---|----------------------|----------------------|----------------------|
| Middle Kuskokwim Electric Cooperative, Inc. | 450,244 | 398,580 | 848,824 |
| Municipal Light & Power Municipality of Anchorage d/b/a | 148,289,000 | 902,428,000 | 1,050,717,000 |
| Napakiak Ircinaq Power Company ⁵ | 377,763 | 270,618 | 648,381 |
| Pelican Utility District ado Kake Tribal Corp. ⁶ | Not Reported | Not Reported | 2,018,260 |
| TDX-Stand Point Generating, Inc. ⁴ | 1,405,070 | 2,137,969 | 3,543,039 |
| Tanana Power Company, Inc. | 481,458 | 835,170 | 1,316,628 |
| Tatitlek Electric Utility | Not Reported | Not Reported | Not Reported |
| Teller Power Company, Inc. | Not Reported | Not Reported | Not Reported |
| Napakiak Ircinaq Power Company | | | |
| TOTAL | 1,602,719,100 | 5,074,685,614 | 6,707,523,258 |

¹ Information presented for year ending 6/30/00.

² Information presented for year ending 9/30/00.

³ Information presented for year ending 4/30/00.

⁴ Information presented for year ending 11/30/00.

⁵ Information presented for year ending 10/31/00.

⁶ Utility reported kWh sales in its Regulatory Cost Charge report dated 12/31/00.

⁷ Kilowatt-Hours Sold Commercial and Other, includes sales for resale.

| | |
|--|---|
| <p>RCA home page</p> <p>Top of page</p> <p>Visible page contents</p> <p> Back</p> <p> Next</p> | <p>Questions or comments?</p> <p>Regulatory Commission of Alaska 701 W. 8th Avenue, Suite 300 Anchorage, Alaska 99501-3467 (907) 276-6222 / (800) 390-2732 or e-mail</p> <p>Feedback</p> |
|--|---|

Regulatory Commission of Alaska

2001 Annual Report - Statistical Section

Electric Rates - Sample Monthly Residential

Prepared by Jennifer Meiwes

As of June 30, 2001

| Community | | 100 kWh | 500 kWh | 750 kWh | Util |
|------------|---------------|---------|---------|---------|------------|
| Alatna | Monthly Bill | 57.40 | 245.73 | 363.43 | Ala |
| | PCE Credit | 23.68 | 118.40 | 165.76 | |
| | Customer Bill | 33.72 | 127.33 | 197.67 | |
| Allakaket* | Monthly Bill | 57.40 | 245.73 | 363.43 | Ala |
| | PCE Credit | 23.68 | 118.40 | 165.76 | |
| | Customer Bill | 33.72 | 127.33 | 197.67 | |
| Anchorage | Monthly Bill | 16.51 | 57.55 | 83.21 | Ch |
| | PCE Credit | - | - | - | |
| | Customer Bill | 16.51 | 57.55 | 83.21 | |
| Anchorage | Monthly Bill | 14.65 | 47.02 | 67.25 | Mu |
| | PCE Credit | - | - | - | |
| | Customer Bill | 14.65 | 487.02 | 67.25 | |
| Aniak | Monthly Bill | 50.27 | 239.78 | 353.89 | Ani Inc |
| | PCE Credit | 19.33 | 96.65 | 135.31 | |
| | Customer Bill | 30.94 | 143.13 | 218.58 | |
| Bethel | Monthly Bill | 34.42 | 145.51 | 214.94 | Bet |
| | PCE Credit | 9.45 | 47.25 | 66.15 | |
| | Customer Bill | 24.97 | 98.26 | 148.76 | |
| Bettles | Monthly Bill | 50.72 | 212.33 | 313.33 | Ala |
| | PCE Credit | 18.99 | 94.95 | 132.93 | |
| | Customer Bill | 31.73 | 117.38 | 180.40 | |

| | | | | | |
|------------------|---------------|-------|--------|--------|-------------|
| Central | Monthly Bill | 44.90 | 224.51 | 336.76 | Far |
| | PCE Credit | 18.02 | 90.10 | 126.14 | |
| | Customer Bill | 26.88 | 134.41 | 210.62 | |
| Chauthbaluk | Monthly Bill | 84.03 | 360.16 | 532.74 | Mid Co |
| | PCE Credit | 28.47 | 142.35 | 199.29 | |
| | Customer Bill | 55.56 | 217.81 | 333.45 | |
| Chignik L | Monthly Bill | 52.88 | 244.40 | 364.10 | Chi |
| | PCE Credit | 22.49 | 112.45 | 157.43 | |
| | Customer Bill | 30.39 | 131.95 | 206.67 | |
| Chistochina | Monthly Bill | 49.41 | 205.78 | 303.51 | Ala |
| | PCE Credit | 18.07 | 90.35 | 126.49 | |
| | Customer Bill | 31.34 | 115.43 | 177.02 | |
| Chugiak | Monthly Bill | 16.33 | 59.07 | 85.78 | Mat Inc. |
| | PCE Credit | - | - | - | |
| | Customer Bill | 16.33 | 59.07 | 85.78 | |
| Coffman Cove | Monthly Bill | 42.48 | 171.13 | 251.53 | Ala |
| | PCE Credit | 13.08 | 65.40 | 91.56 | |
| | Customer Bill | 29.40 | 105.73 | 159.97 | |
| Cold Bay | Monthly Bill | 56.39 | 231.96 | 314.69 | G & |
| | PCE Credit | 22.26 | 111.30 | 155.82 | |
| | Customer Bill | 34.13 | 120.66 | 185.87 | |
| Craig | Monthly Bill | 28.45 | 100.98 | 146.31 | Ala |
| | PCE Credit | 3.75 | 18.75 | 26.25 | |
| | Customer Bill | 24.70 | 82.23 | 120.06 | |
| Crooked Creek | Monthly Bill | 84.03 | 360.13 | 532.74 | Mid Co |
| | PCE Credit | 28.47 | 142.35 | 199.29 | |
| | Customer Bill | 55.56 | 217.81 | 333.45 | |

| | | | | | |
|----------------|---------------|-------|--------|--------|----------|
| Delta Junction | Monthly Bill | 19.46 | 57.28 | 76.55 | Gol Ass |
| | PCE Credit | - | - | - | |
| | Customer Bill | 19.46 | 57.28 | 76.55 | |
| Douglas | Monthly Bill | 17.87 | 55.36 | 78.79 | Ala Co |
| | PCE Credit | - | - | - | |
| | Customer Bill | 17.87 | 55.36 | 78.79 | |
| Eagle | Monthly Bill | 48.03 | 198.88 | 293.16 | Ala |
| | PCE Credit | 17.10 | 85.50 | 119.70 | |
| | Customer Bill | 30.93 | 113.38 | 173.46 | |
| Eagle River | Monthly Bill | 16.33 | 59.07 | 85.78 | Mat Inc. |
| | PCE Credit | - | - | - | |
| | Customer Bill | 16.33 | 59.07 | 85.78 | |
| Egegik | Monthly Bill | 55.00 | 275.00 | 412.50 | Eg |
| | PCE Credit | 21.03 | 105.15 | 147.21 | |
| | Customer Bill | 33.97 | 169.85 | 265.29 | |
| Fairbanks | Monthly Bill | 19.46 | 57.28 | 76.55 | Gol Ass |
| | PCE Credit | - | - | - | |
| | Customer Bill | 19.46 | 57.28 | 76.55 | |
| Ft. Yukon | Monthly Bill | 44.81 | 164.11 | 219.92 | Gwi |
| | PCE Credit | 10.77 | 53.85 | 75.39 | |
| | Customer Bill | 34.03 | 110.26 | 144.53 | |
| Gustavus | Monthly Bill | 66.52 | 284.61 | 420.91 | Gu |
| | PCE Credit | 28.47 | 142.35 | 199.29 | |
| | Customer Bill | 38.05 | 142.26 | 221.62 | |
| Haines | Monthly Bill | 27.95 | 98.48 | 142.56 | Ala |
| | PCE Credit | 3.46 | 17.30 | 24.22 | |
| | Customer Bill | 24.49 | 81.18 | 118.34 | |
| Halibut Cove | Monthly Bill | 21.04 | 61.21 | 87.27 | Ho |

| | | | | | |
|------------|---------------|-------|--------|--------|-----|
| | PCE Credit | - | - | - | |
| | Customer Bill | 21.04 | 61.21 | 87.27 | |
| Healy | Monthly Bill | 19.46 | 57.28 | 76.55 | Gol |
| | PCE Credit | - | - | - | Ass |
| | Customer Bill | 19.46 | 57.28 | 76.55 | |
| Healy Lake | Monthly Bill | 49.87 | 208.08 | 306.96 | Ala |
| | PCE Credit | 18.39 | 91.95 | 128.73 | |
| | Customer Bill | 31.48 | 116.13 | 178.23 | |
| Hollis | Monthly Bill | 28.45 | 100.98 | 146.31 | Ala |
| | PCE Credit | 3.75 | 18.75 | 26.25 | |
| | Customer Bill | 24.70 | 82.23 | 120.06 | |
| Homer | Monthly Bill | 20.75 | 59.77 | 84.16 | Ho |
| | PCE Credit | - | - | - | |
| | Customer Bill | 20.75 | 59.77 | 84.16 | |
| Hope | Monthly Bill | 16.51 | 57.55 | 83.21 | Ch |
| | PCE Credit | - | - | - | |
| | Customer Bill | 16.51 | 57.55 | 83.21 | |
| Hydaburg | Monthly Bill | 28.45 | 100.98 | 146.31 | Ala |
| | PCE Credit | 3.75 | 18.75 | 26.25 | |
| | Customer Bill | 24.70 | 82.23 | 120.06 | |
| Juneau | Monthly Bill | 17.87 | 55.36 | 78.79 | Ala |
| | PCE Credit | - | - | - | Co |
| | Customer Bill | 17.87 | 55.36 | 78.79 | |
| Kenai | Monthly Bill | 20.75 | 59.77 | 84.16 | Ho |
| | PCE Credit | - | - | - | |
| | Customer Bill | 20.75 | 59.77 | 84.16 | |
| Kipnuk | Monthly Bill | 27.51 | 137.56 | 206.34 | Kip |
| | PCE Credit | 8.20 | 41.00 | 57.40 | |
| | Customer Bill | 19.31 | 96.56 | 148.94 | |



| | | | | | |
|--------------|---------------|-------|--------|--------|------------|
| Kodiak | Monthly Bill | 22.53 | 82.66 | 120.24 | Ko |
| | PCE Credit | - | - | - | |
| | Customer Bill | 22.53 | 82.66 | 120.24 | |
| Lime Village | Monthly Bill | 80.00 | 400.00 | | Lim |
| | PCE Credit | 28.47 | 142.35 | | |
| | Customer Bill | 51.53 | 257.65 | | |
| Manley | Monthly Bill | 80.44 | 322.21 | 473.31 | Ma |
| | PCE Credit | 35.40 | 177.00 | 247.80 | |
| | Customer Bill | 45.04 | 145.21 | 225.51 | |
| McGrath | Monthly Bill | 38.67 | 181.86 | 265.29 | Mc |
| | PCE Credit | 15.63 | 78.15 | 109.41 | |
| | Customer Bill | 23.04 | 103.71 | 155.88 | |
| Mentasta | Monthly Bill | 50.25 | 211.33 | 311.83 | Ala |
| | PCE Credit | 18.85 | 94.25 | 131.95 | |
| | Customer Bill | 31.67 | 117.08 | 179.88 | |
| Moose Pass | Monthly Bill | 16.51 | 57.55 | 83.21 | Ch |
| | PCE Credit | - | - | - | |
| | Customer Bill | 16.51 | 57.55 | 83.21 | |
| Napakiak | Monthly Bill | 61.45 | 307.26 | 460.89 | Na |
| | PCE Credit | 28.47 | 142.35 | 199.29 | |
| | Customer Bill | 32.98 | 164.91 | 261.60 | |
| Naukati | Monthly Bill | 41.20 | 164.73 | 241.93 | Ala |
| | PCE Credit | 12.18 | 60.90 | 85.26 | |
| | Customer Bill | 29.02 | 103.83 | 156.67 | |
| Nenana | Monthly Bill | 19.46 | 57.28 | 76.55 | Gol Ass |
| | PCE Credit | - | - | - | |
| | Customer Bill | 19.46 | 57.28 | 76.55 | |
| Ninilchik | Monthly Bill | 20.75 | 59.77 | 84.16 | Ho |
| | PCE Credit | - | - | - | |
| | Customer Bill | 20.75 | 59.77 | 84.16 | |

| | | | | | |
|----------------|---------------|-------|--------|--------|-------------|
| North Pole | Monthly Bill | 19.46 | 57.28 | 76.55 | Gol Ass |
| | PCE Credit | - | - | - | |
| | Customer Bill | 19.46 | 57.28 | 76.55 | |
| Northway | Monthly Bill | 47.91 | 198.28 | 292.26 | Ala |
| | PCE Credit | 17.01 | 85.05 | 119.07 | |
| | Customer Bill | 30.90 | 113.23 | 173.19 | |
| Palmer | Monthly Bill | 16.33 | 59.07 | 85.78 | Mat Inc. |
| | PCE Credit | - | - | - | |
| | Customer Bill | 16.33 | 59.07 | 85.78 | |
| Port Graham | Monthly Bill | 21.04 | 61.21 | 87.27 | Ho |
| | PCE Credit | - | - | - | |
| | Customer Bill | 21.04 | 61.21 | 87.27 | |
| Port Lions | Monthly Bill | 22.53 | 82.66 | 120.24 | Ko |
| | PCE Credit | - | - | - | |
| | Customer Bill | 22.53 | 82.66 | 120.24 | |
| Red Devil | Monthly Bill | 84.03 | 360.16 | 532.74 | Mid Co |
| | PCE Credit | 28.47 | 142.35 | 199.29 | |
| | Customer Bill | 55.56 | 217.81 | 333.45 | |
| Sand Point | Monthly Bill | 42.55 | 185.08 | 274.16 | Sa |
| | PCE Credit | 16.44 | 82.20 | 115.08 | |
| | Customer Bill | 26.11 | 102.88 | 159.08 | |
| Seldovia | Monthly Bill | 21.04 | 61.21 | 87.27 | Ho |
| | PCE Credit | - | - | - | |
| | Customer Bill | 21.04 | 61.21 | 87.27 | |
| Skagway | Monthly Bill | 27.95 | 98.48 | 142.56 | Ala |
| | PCE Credit | 3.46 | 17.30 | 24.22 | |
| | Customer Bill | 24.49 | 81.18 | 118.34 | |
| Sleetmute | Monthly Bill | 84.03 | 360.16 | 532.74 | Mid |

| | | | | | |
|-------------|---------------|-------|--------|--------|-------------|
| | PCE Credit | 28.47 | 142.35 | 199.29 | Co |
| | Customer Bill | 55.56 | 217.81 | 333.45 | |
| Soldotna | Monthly Bill | 20.75 | 59.77 | 84.16 | Ho |
| | PCE Credit | - | - | - | |
| | Customer Bill | 20.75 | 59.77 | 84.16 | |
| Sterling | Monthly Bill | 20.75 | 59.77 | 84.16 | Ho |
| | PCE Credit | - | - | - | |
| | Customer Bill | 20.75 | 59.77 | 84.16 | |
| Stony River | Monthly Bill | 84.03 | 360.16 | 532.74 | Mid |
| | PCE Credit | 28.47 | 142.35 | 199.29 | Co |
| | Customer Bill | 55.56 | 217.81 | 333.45 | |
| Talkeetna | Monthly Bill | 16.33 | 59.07 | 85.78 | Mat Inc. |
| | PCE Credit | - | - | - | |
| | Customer Bill | 16.33 | 59.07 | 85.78 | |
| Tanana | Monthly Bill | 61.48 | 293.14 | 427.24 | Tan |
| | PCE Credit | 29.47 | 147.35 | 206.29 | |
| | Customer Bill | 32.01 | 145.79 | 220.95 | |
| Tatitlek | Monthly Bill | 27.23 | 136.15 | 204.23 | Tati |
| | PCE Credit | 8.32 | 41.60 | 58.24 | |
| | Customer Bill | 18.91 | 94.55 | 145.99 | |
| Teller | Monthly Bill | 54.89 | 274.46 | 411.69 | Tell |
| | PCE Credit | 28.47 | 142.35 | 199.29 | |
| | Customer Bill | 26.42 | 132.11 | 212.40 | |
| Tetlin | Monthly Bill | 52.11 | 219.28 | 323.76 | Ala |
| | PCE Credit | 19.97 | 99.85 | 139.79 | |
| | Customer Bill | 32.14 | 119.43 | 183.97 | |
| Tok | Monthly Bill | 34.77 | 132.58 | 193.71 | Ala |
| | PCE Credit | 7.87 | 39.35 | 55.09 | |
| | Customer Bill | 26.90 | 93.23 | 138.62 | |

| | | | | | |
|------------|---------------|-------|--------|--------|-------------|
| Unalakleet | Monthly Bill | 30.93 | 138.66 | 205.99 | Mat Inc. |
| | PCE Credit | 8.67 | 43.35 | 60.69 | |
| | Customer Bill | 22.26 | 95.31 | 145.30 | |
| Wasilla | Monthly Bill | 16.33 | 59.07 | 85.78 | Mat Inc. |
| | PCE Credit | - | - | - | |
| | Customer Bill | 16.33 | 59.07 | 85.78 | |
| Whale Pass | Monthly Bill | 44.41 | 180.78 | 266.01 | Ala |
| | PCE Credit | 14.44 | 72.20 | 101.08 | |
| | Customer Bill | 29.97 | 108.58 | 164.93 | |
| Whittier | Monthly Bill | 16.51 | 57.55 | 83.21 | Ch |
| | PCE Credit | - | - | - | |
| | Customer Bill | 16.51 | 57.55 | 83.21 | |
| Willow | Monthly Bill | 16.33 | 59.07 | 85.78 | Mat Inc. |
| | PCE Credit | - | - | - | |
| | Customer Bill | 16.33 | 59.07 | 85.78 | |

NOTE: The contents of this page was revised on March 2, 2002.

| | |
|---|---|
| RCA home page Top of page Visible content  Back  Next | Questions or comments? Regulatory Commission of Alaska 701 W. 8th Avenue, Suite 300 Anchorage, Alaska 99501-3469 (907) 276-6222 / (800) 396-2782 or e-mail Feedback |
|---|---|

Regulatory Commission of Alaska

2001 Annual Report - Statistical
Section**Power Cost Equalization**Prepared by **Chris D. Smith**

Power Cost Equalization (PCE) is a program under which the State of Alaska pays a portion of the electric bills for consumers served by utilities participating in the program. Participation in the PCE program is limited by statute to utilities meeting certain requirements. For example, during 1984 a utility must have used diesel-fired generators to produce more than 75 percent of the electric consumption of the utility; and, if a utility served a single community, its 1983 residential sales eligible for PCE could not have exceeded 7,500,000 kilowatt-hours (kWh). The Commission sets the PCE amount (cents/kWh) applicable to each utility participant's billings, regardless of whether the utility is otherwise subject to the Commission's economic regulation. The PCE amount varies according to the utility's rates and its costs of producing electricity. In most cases, the PCE per kWh is the same for all the customers of a utility, but it may vary by rate schedule. Generally, PCE reduces the effective rate per kWh up to 500 kWhs per month per customer.

Customers designated as "community facilities" are eligible for PCE credit for actual consumption up to 70 kWh per month for each resident of the community. Community facilities' PCE credit is calculated in the aggregate for each community served by the utility. For example, if a utility served one community with a population of 150 and two community facilities, those two community facilities together would be entitled to PCE for their total consumption up to 10,500 kWh per month. $(150 \times 70) = 10,500$ kWh maximum. The chart below shows the utilities participating in the PCE program as of June 30, 2001, and the PCE amount applicable to their residential customer billings.

| <u>UTILITY</u> | <u>PCE Participant</u> | <u>COMMUNITY</u> | <u>PCE Amount</u> (¢/kWh) |
|--|------------------------|------------------|--------------------------------|
| * Akhiok, City of | | AKHIOK | 19.61 |
| * Akiachak Native Community Electric Co. | | AKIACHAK | 17.55 |
| ** Akiak, City of | | AKIAK | 14.72 |
| * Akutan, City of | | AKUTAN | 18.68 |
| Alaska Power Company | | ALATNA | 29.45 |

| | |
|-------------------|-------|
| ALLAKAKET | 29.45 |
| BETTLES | 23.61 |
| CHISTOCHINA | 22.46 |
| COFFMAN COVE | 16.27 |
| CRAIG | 4.67 |
| DOT LAKE | 10.64 |
| EAGLE | 21.26 |
| EAGLE VILLAGE | 21.26 |
| EVANSVILLE | 23.61 |
| HAINES | 4.30 |
| HEALY LAKE | 22.86 |
| HOLLIS | 4.67 |
| HYDABURG | 4.67 |
| KLAWOCK | 4.67 |
| MENTASTA | 23.43 |
| NAUKATI | 15.15 |
| NORTHWAY | 21.15 |
| SKAGWAY | 4.30 |
| TETLIN | 24.82 |
| TOK | 9.79 |
| WHALE PASS | 17.95 |
| ALAKANUK | 20.88 |
| AMBLER | 27.31 |
| ANVIK | 23.79 |
| BREVIG MISSION | 23.47 |
| CHEVAK | 21.49 |
| EEK | 23.68 |
| ELIM | 22.54 |
| EMMONAK | 21.22 |
| GAMBELL | 25.03 |
| GOODNEWS BAY | 25.61 |
| GRAYLING | 23.08 |
| HOLY CROSS | 23.40 |
| HOOPER BAY | 22.56 |
| HUSLIA | 26.25 |
| KALTAG | 24.38 |

* Alaska Village Electric
Cooperative

| | |
|---------------|-------|
| KASIGLUK | 21.11 |
| KIANA | 26.89 |
| KIVALINA | 23.99 |
| KOYUK | 21.44 |
| LOWER | 22.03 |
| KALSKAG | |
| MARSHALL | 21.07 |
| MEKORYUK | 21.91 |
| MINTO | 23.94 |
| MT. VILLAGE | 20.11 |
| NEW | 23.83 |
| STUYAHOK | |
| NIGHTMUTE | 28.29 |
| NOATAK | 20.87 |
| NOORVIK | 25.82 |
| NULATO | 23.18 |
| NUNAPITCHUK | 21.11 |
| OLD HARBOR | 28.23 |
| PILOT STATION | 21.63 |
| PITKAS POINT | 21.82 |
| QUINHAGAK | 24.11 |
| RUSSIAN | 23.32 |
| MISSION | |
| SAVOONGA | 24.66 |
| SCAMMON | 22.93 |
| BAY | |
| SELAWIK | 25.73 |
| SHAGELUK | 24.33 |
| SHAKTOOLIK | 21.41 |
| SHISHMAREF | 24.42 |
| SHUNGNAK | 27.69 |
| ST. MARY'S | 21.82 |
| ST. MICHAEL | 21.31 |
| STEBBINS | 22.08 |
| TOGIAK | 22.50 |
| TOKSOOK BAY | 24.59 |
| TUNUNAK | 23.46 |
| UPPER | 22.03 |
| KALSKAG | |
| WALES | 24.59 |
| KARLUK | 35.40 |

* Alutiiq Power Company

| | | | |
|---------|------------------------------------|--------------------|-------|
| * — | Andreanof Electric Corporation | ATKA | 21.35 |
| | Aniak Light and Power | ANIAK | 24.04 |
| * — | Atmautluak Joint Utilities | ATMAUTLUAK | 13.28 |
| * — | Beaver Joint Utilities Electric | BEAVER | 25.76 |
| | Bethel Utilities Corporation | BETHEL | 11.75 |
| | | OSCARVILLE | 11.75 |
| * — | Buckland, City of | BUCKLAND | 6.00 |
| ** — | Chalkyitsik Village Energy Systems | CHALKYITSIK | 32.04 |
| ** — | Chenega Bay IRA Village Council | CHENEGA BAY | 12.53 |
| ** — | Chignik Lagoon Power Utility Board | CHIGNIK LAGOON | 9.76 |
| | Chignik Lake Electric Utility | CHIGNIK LAKE | 27.96 |
| * — | Chignik, City of | CHIGNIK | 17.63 |
| * — | Chitina Electric, Inc. | CHITINA | 18.38 |
| * — | Circle Electric, Inc | CIRCLE | 22.42 |
| ** — | Clarks Point, City of | CLARKS POINT | 23.26 |
| * — | Cordova Electric Cooperative | CORDOVA | 9.75 |
| | | EYAK | 9.75 |
| * — | Diomedea Joint Utilities | DIOMEDE | 22.12 |
| | Egegik Light & Power Co. | EGEGIK | 26.15 |
| ** — | Ekwok, City of | EKWOK | 19.60 |
| ** — | Elfin Cove Electric Utility | ELFIN COVE | 6.48 |
| * — | False Pass Electric Association | FASLE PASS | 11.09 |
| | Far North Utilities | CENTRAL | 22.41 |
| | | CIRCLE HOT SPRINGS | 22.41 |
| | G&K, Inc. | COLD BAY | 27.68 |
| * — | Galena, City of | GALENA | 10.54 |
| * — | Golovin, City of | GOLOVIN | 19.52 |
| | Gustavus Electric Co. | GUSTAVUS | 35.40 |
| | Gwitchyaa Zhee Utilities | FORT YUKON | 13.39 |
| * — | Hughes, City of | HUGHES | 27.08 |
| ** — | Igiugig Electric Company | IGIUGIG | 18.35 |
| * — | I-N-N Electric Coop. | ILIAMNA | 32.10 |
| | | NEWHALEN | 32.10 |
| | | NONDALTON | 32.10 |

| | | | |
|---------|---|---|---|
| * — | Ipnatchiaq Electric Company | DEERING | 22.72 |
| * — | King Cove, City of | KING COVE | 6.00 |
| | Kipnuk Light Plant | KIPNUK | 10.19 |
| * — | Kobuk Valley Electric Coop. | KOBUK | 29.38 |
| ** — | Kokhanok Village Council Electric Utility | KOKHANOK BAY | 25.35 |
| ** — | Koliganek Village Council | KOLIGANEK | 20.57 |
| * — | Kotlik Electric Service | KOTLIK | 16.56 |
| * — | Kotzebue Electric Association | KOTZEBUE | 8.29 |
| ** — | Koyukuk, City of | KOYUKUK | 11.34 |
| * — | Kwethluk, Inc. | KWETHLUK | 14.47 |
| * — | Kwig Power Co. | KWIGILLINGOK | 23.57 |
| * — | Larsen Bay Utility Company | LARSEN BAY | 17.86 |
| * — | Levelock Electric Coop. Lime Village Manley Utility Company | LEVELOCK LIME VILLAGE MANLEY HOT SPR. | 28.48 35.40 35.40 |
| * — | Manokotak Power Co. McGrath Light & Power Middle Kuskokwim Electric Cooperative, Inc. | MANOKOTAK MCGRATH CHUATHBALUK CROOKED CREEK RED DEVIL SLEETMUTE STONY RIVER KING SALMON | 18.14 19.44 35.40 35.40 35.40 35.40 35.40 7.49 |
| * — | Naknek Electric Association, Inc. | NAKNEK SOUTH NAKNEK | 7.49 7.49 |
| | Napakiak Ircinraq Power Company | NAPAKIAK | 35.40 |
| ** — | Napaskiak Electric Utility | NAPASKIAK | 28.72 |
| * — | Naterkaq Light Plant | CHEFORNAK | 16.06 |
| * — | Nelson Lagoon Electrical Coop. | NELSON LAGOON | 27.26 |
| * — | Nikolai Light & Power Utility | NIKOLAI | 22.26 |
| * — | Nome Joint Utility Systems | NOME | 3.81 |
| * — | North Slope Borough Power & Light | ANAKTUVUK PASS | 2.76 |

| | | |
|---------|---|--------------------------|
| | ATQASUK | 2.76 |
| | KAKTOVIK | 1.04 |
| | NUIQSUT | 2.76 |
| | POINT HOPE | 1.04 |
| | POINT LAY | 2.76 |
| | WAINWRIGHT | 1.04 |
| * — | Nunam Iqua Electric Company | SHELDON POINT 20.56 |
| * — | Nushagak Electric Cooperative | ALEKNAGIK 7.33 |
| * — | Ouzinkie, City of | DILLINGHAM 7.33 |
| ** — | Pedro Bay Village Council-Electric | OUZINKIE 16.25 |
| ** — | Perryville Electric Utility | PEDRO BAY 29.97 |
| * — | Pilot Point Electrical Utility | PERRYVILLE 14.29 |
| ** — | Platinum, City of | PILOT POINT 15.62 |
| * — | Port Heiden, City of | PLATINUM 34.66 |
| * — | Puvurna Power Co. | PORT HEIDEN 8.98 |
| * — | Ruby, City of | KONGIGANAK 16.04 |
| | Sand Point Electric Co. | RUBY 20.35 |
| * — | St. George, City of | SAND POINT 20.44 |
| * — | St. Paul Municipal Electric Utility | ST. GEORGE 15.71 |
| * — | Takotna Community Association Utilities | ST. PAUL 13.19 |
| * — | Tanalian Electric Cooperative | TAKOTNA 15.41 |
| | Tanana Power Co. | PORT ALSWORTH 18.27 |
| | Tatitlek Electric Utility | TANANA 29.47 |
| | Teller Power Co. | TATITLEK 10.34 |
| * — | Tenakee Springs Electric Utility | TELLER 35.40 |
| * — | Thorne Bay (City of) Electrical Utility | TENAKEE SPRINGS 16.00 |
| * — | Tlingit-Haida Regional Electrical Authority | THORNE BAY 7.42 |
| | | ANGOON 19.77 |
| | | CHILKAT VALLEY 19.77 |
| | | HOONAH 19.77 |
| | | KAKE 19.77 |
| | | KASAAN 19.77 |
| | | KLUKWAN 19.77 |
| ** — | Tuluksak Traditional Power Utility | TULUKSAK 17.83 |

| | | | |
|---------|--|----------------|-------|
| * _ | Tuntutuliak Community Services Assn. | TUNUTULIAK | 20.23 |
| * _ | Twin Hills Village Council | TWIN HILLS | 23.58 |
| * _ | Umnak Power Co. | NIKOLSKI | 25.76 |
| * _ | Unalakleet Valley Electric Cooperative | UNALAKLEET | 10.78 |
| * _ | Unalaska (City of) Electric Utility | UNALASKA | 5.26 |
| * _ | Ungusraq Power Co. | NEWTOK | 24.26 |
| ** _ | Venetie Village Electric | VENETIE | 13.03 |
| * _ | White Mountain, City of | WHITE MOUNTAIN | 16.32 |
| * _ | Yakutat, City of | YAKUTAT | 10.58 |

* Not regulated by RCA as to rates and service.

** Not certificated or regulated by RCA.

| | |
|---|---|
| <p>RCA Home Page</p> <p>Site Information</p> <p>Available Documents</p> <p>Back</p> <p>Next</p> | <p>Questions or comments?</p> <p>Regulatory Commission of Alaska</p> <p>701 North Avenue, Suite 410</p> <p>Anchorage, Alaska 99501-3465</p> <p>(907) 276-6222 or (800) 391-2222</p> <p>or e-mail</p> <p>Feedback</p> |
|---|---|

Gas Utilities Certificated

ALASKA INTRASTATE GAS COMPANY (AIGC)¹

Phase I: Juneau, Ketchikan, and Sitka (Service required by July 1, 2001)
 Phase II: Cordova, Craig, Klawock, Kodiak, Petersburg, Valdez, and Wrangell (Service Required by July 1, 2005)
 Phase III: Angoon, Haines, Kake, Klukwan, Metlakatla, Skagway, and Yakutat (Service Required by July 1, 2010)

ALASKA PIPELINE COMPANY (A DIVISION OF SEMCO)

* BARROW UTILITIES AND ELECTRIC COOPERATIVE, INC. (BUECI)

Provides service to Barrow

BELUGA PIPE LINE COMPANY (BELUGA)

Provides service to Wholesale Customers

ENSTAR NATURAL GAS COMPANY A DIVISION OF SEMCO (ENSTAR)

Provides service to Anchorage, Big Lake, Chugiak, Eagle River, Eklutna, Girdwood, Houston, Kenai, Knik, Nikiski, Palmer, Peters Creek, Soldotna, Sterling, Wasilla, Whittier

FAIRBANKS NATURAL GAS, LLC D/B/A NORTHERN ECLIPSE, LLC (FNG)

Provides service to Fairbanks

* KENAI, CITY OF (KENAI)

Provides service to Kenai

NORGASCO, INC. (NORGASCO)

Provides service to Deadhorse/Prudhoe Bay

¹ AIGC is granted temporary operating authority

*Not regulated by the Regulatory Commission of Alaska as to rates and service.

| | |
|---|--|
| <p>RCA Home Page Home Page About Us Contact Us Search</p> | <p>Questions or comments? Regulatory Commission of Alaska 701 W. 8th Avenue, Suite 300 Anchorage, Alaska 99501-3466 (907) 276-6222 / (800) 499-2782 or email Feedback</p> |
|---|--|

*Regulatory Commission of Alaska**2001 Annual Report - Statistical Section***Gas Utilities - Gross Operating Revenues**

Prepared by Chris D. Smith

2000 Calendar
YearRevenues¹

| Utility | Net Plant | Gross Revenue | Net Income | Customers ³ |
|---|-----------------------|----------------------|---------------------|------------------------|
| Gross Operating Revenue \$5,000,000 or Greater | | | | |
| Beluga Pipe Line Co. | \$ 6,770,262 | \$ 5,473,608 | \$ 2,860,053 | 1 |
| ENSTAR Natural Gas Company, Seagull Energy Corporation ² | 170,374,322 | 91,712,198 | 6,135,337 | 103,522 |
| Subtotal | \$ 177,144,584 | \$ 97,185,806 | \$ 8,995,390 | 103,523 |
| Gross Operating Revenue Greater Than \$1,500,000 but Less Than \$5,000,000 | | | | |
| Norgasco, Inc. | \$ 1,831,133 | \$ 1,896,417 | \$ 531,729 | 90 |
| Gross Operating Revenue Less Than \$500,000 | | | | |
| Fairbanks Natural Gas, LLC. | \$ 7,674,717 | \$ 498,034 | \$ (737,873) | 115 |
| TOTAL | \$ 186,650,434 | \$ 99,580,257 | \$ 8,789,246 | 103,728 |

¹ Revenue class per 3 AAC 48.277.² Combined for the ENSTAR Natural Gas Company and the Alaska Pipeline Company.³ Customer Counts are based on verbal reports from company representatives.

| | |
|--|---|
| <p>REGULATION AND REGULATORY INFORMATION</p> <p>Back</p> <p>Next</p> | <p>Questions or Comment</p> <p>Regulatory Commission 700 W. 4th Avenue, Room 100 Anchorage, Alaska 99501 (907) 261-2000 www.ak.gov</p> <p>Feedback</p> |
|--|---|

Gas Utilities - Sample Monthly Residential

Prepared by Matt Angner






As of June 30, 2001

| Utility | Average Monthly Usage ¹ | Monthly Rate per Hundred Cubic Feet (CCF) | Customer Charge per Month | RCC | Average Monthly Billing |
|---|------------------------------------|---|---------------------------|--------|-------------------------|
| Enstar Natural Gas Company ¹ | 175 | 0.39757 | \$4.50 | 0.079% | \$74.13 |
| Fairbanks Natural Gas, LLC ² | 138 | 0.75900 | \$8.00 | 0.079% | \$112.82 |

¹ Enstar Natural Gas Company serves the following areas: Anchorage, Big Lake, Bird Creek, Chugiak-Eagle River, Eklutna, Girdwood, Houston, Indian, Kenai, Knik, Nikiski, Palmer, Peters Creek, Portage, Sterling, Soldotna, Wasilla, and Whittier.

² Fairbanks Natural Gas serves the Fairbanks area.

Note: The average monthly usage figures and Average Monthly billing should be added to the narrative in the annual report rather than listing in this format.

| | |
|---|--|
|      | <p>Questions or comments? Regulatory Commission of Alaska 701 W. 8th Avenue, Suite 300 Anchorage, Alaska 99501-3469 (907) 276-6222 / (800) 591-2782 or e-mail: rc@alaska.gov</p> <p>Feedback</p> |
|---|--|

Refuse Utilities Certificated

ALASKA WASTE TRANSFER (AWT)

Provides service to Anchorage

* ALL ALASKA ENTERPRISES MIKE DOWNS D/B/A (AAE)

Provides service to Big Lake, Knik, Lake Louise, Sutton, Talkeetna

* ALMA CORPORATION (ALMA)

Provides service to Wasilla

ANCHORAGE REFUSE, INC. (div of Waste Mngmt of Alaska, Inc.) (ARI)

Provides service to Anchorage, Chugiak, Eagle River, and Peters Creek

* ANCHORAGE, MUNICIPALITY OF (MOA)

Provides service to Anchorage

ANDERSEN, INCORPORATED (div of Waste Mngmt of Alaska, Inc.) (ANDERSEN)

Provides service to Nome

* ANIAK DISPOSAL SERVICE RONALD N. CHOATE D/B/A (ADS)

Provides service to Aniak

ARROW REFUSE, INC. (div of Waste Mngmt of Alaska, Inc.) (ARROW)

Provides service to Douglas, Juneau

* ROBERT E. BARTLETT d/b/a BARTLETT INDUSTRIES (BARTLETT)

Provides service to Fairbanks

* BELUGA ENVIRONMENTAL SERVICES, INC. (BESI)

Provides service to Tyonek

* COLVILLE ENVIRONMENTAL SERVICES (CES)

Provides service to Deadhorse/Prudhoe Bay

* COMMERCIAL REFUSE, INC. (CRI)

Provides service to Anchorage

*** COPPER BASIN SANITATION SERVICE COMPANY (CBSS)**

Provides service to Chistochina, Chitina, Copper Center, Gakona, Glennallen, Lake Louise, Lake Louise, Mentasta, Paxson

*** CORDOVA, CITY OF (CORDOVA)**

Provides service to Cordova

*** DELTA SANITATION JOSEPH E. PETERS D/B/A (DELTA)**

Provides service to Delta Junction

*** DILLINGHAM REFUSE, INC. (DRI)**

Provides service to Dillingham

*** FAIRBANKS, CITY OF (FAIRBANKS)**

Provides service to Fairbanks

*** FREEDOM REFUSE (FREEDOM)**

Provides service to Birch Wood, Chugiak, Eagle River, Eklutna, Peters Creek

*** G & C DISPOSAL SERVICE GENE R. RILEY D/B/A (G&C)**

Provides service to Yakutat

*** HAINES SANITATION, INC. (HSI)**

Provides service to Haines

*** INTERIOR SERVICES (INTERIOR)**

Provides service to Chena Hot Springs, Fairbanks

*** J. D. REFUSE SERVICE DELORES R. BURNHAM D/B/A (J. D. REFU)**

Provides service to Tok

*** KETCHIKAN, CITY OF (KETCHIKAN)**

Provides service to Ketchikan

*** KODIAK ISLAND BOROUGH (KIB)**

Provides service to Kodiak

*** LAUSEN'S DISPOSAL (LAUSEN'S)**

Provides service to Anderson, Cantwell, Clear, Healy, McKinley Park, Nenana

*** MACKENZIE REFUSE (MACKENZIE)**

Provides service to Big Lake, Point MacKenzie, Wasilla

*** MATANUSKA-SUSITNA BOROUGH (MAT-SU)**

Provides service to Palmer

*** MCGRATH TRASH AND REFUSE (MTR)**

Provides service to McGrath

*** NAABIA NIIGN, LTD. (NNL)**

Provides service to Northway

*** NORTH SLOPE BOROUGH UTILITIES (NSB)**

Provides service to Anaktuvuk Pass, Atkasuk, Barrow, Deadhorse/Prudhoe Bay, Kaktovik, Nuiqsut, Point Hope, Point Lay, Wainwright

*** PALMER, CITY OF (PALMER)**

Provides service to Palmer

*** PATTERSON, [EARL] SANITATION & REFUSE SERVICE, INC. (PATTERSON)**

Provides service to Naknek

PENINSULA SANITATION COMPANY, INC. (div of Waste Mngmt of Alaska, Inc.) (PSC)

Provides service to Anchor Point, Clam Gulch, Cooper Landing, Girdwood, Homer, Hope, Indian/Bird, Kachemak, Kalifonsky, Kasilof, Kenai, Moose Pass, Nikiski, Ninilchik, Salamatof, Seward, Soldotna, Sterling

*** PETERSBURG, CITY OF (PETERSBURG)**

Provides service to Petersburg

*** RAMSEY & SONS TRUCKING (RST)**

Provides service to Anchorage

*** RAVEN REFUSE (RAVEN)**

*** ROBERT RICHARDS d/b/a TRASH TALK (TRASH TALK)**

Provides service to Fairbanks

*** SEWARD, CITY OF (SEWARD)**

Provides service to Seward

*** SITKA, CITY AND BOROUGH OF (SITKA)**

Provides service to Mount Edgecumbe, Sitka

*** SKAGWAY, CITY OF (SKAGWAY)**

Provides service to Skagway

*** STAR SANITATION SERVICES, INC. (div of Waste Mngmt of Alaska, Inc.) (STAR)**

Provides service to Fairbanks and North Pole

*** TALKEETNA REFUSE (TR)**

Provides service to Talkeetna

*** THORNE BAY, CITY OF (THORNE BAY)**

Provides service to Thorne Bay

TONGASS SANITATION, INC. (div. of Waste Mngmt of Alaska, Inc.) (Tongass)

Provides service to Ketchikan

*** VALDEZ ALASKA TERMINALS, INC. (VATI)**

Provides service to Valdez

*** VALLEY REFUSE, INC. (VRI)**

Provides service to Big Lake, Chickaloon, Houston, Knik, Sutton, Wasilla






WASILLA REFUSE, INC. (div. of Waste Mngmt of Alaska, Inc.) (WRI)

Provides service to Big Lake, Knik, Lake Louise, Palmer, Sutton, Talkeetna, Wasilla, Willow

WILLIWAW SERVICES, INC. (div. of Waste Mngmt of Alaska, Inc.) (WSI)

Provides service to Dutch Harbor, Unalaska

*Not regulated by the Regulatory Commission of Alaska as to rates and service.

| | |
|---|--|
|      | Questions or comments? Regulatory Commission of Alaska 701 W. 8th Avenue, Suite 300 Anchorage, Alaska 99501-3418 (907) 246-6242 / (800) 490-2782 or e-mail: Feedback |
|---|--|

Regulatory Commission of Alaska

2001 Annual Report - Statistical
SectionRefuse Utilities - Gross Operating
Revenues

Prepared by Chris D. Smith

2000 Calendar Year

Revenues 1

| Utility | Net Plant | Gross Revenue | Net Income | Customers |
|---------|-----------|------------------|------------|-----------|
|---------|-----------|------------------|------------|-----------|

Gross Operating Revenue \$250,000 or
Greater

| | | | | |
|--|--------------|-----------------|--------------|-----------------|
| Alaska Waste Transfer, Inc. | \$ 579,142 | \$ 914,007 | \$ 11,521 | 300 |
| Anchorage Refuse, Inc.* | 541,964 | 7,270,971 | 1,439,158 | 34,767 |
| Anderson Refuse, Inc.* | 134,681 | 413,734 | (1,132) | 1,878 |
| Arrow Refuse, Inc.* | 436,267 | 4,652,083 | 193,221 | 6,943 |
| Commercial Refuse, Inc. | 172,247 | 723,737 | 50,305 | 39 |
| Peninsula Sanitation Co., Inc.* | 444,317 | 1,692,708 | 234,122 | 2,347 |
| Raven Refuse | Not Reported | Not Reported | Not Reported | Not Reported |
| Robert E. Bartlett d/b/a Bartelett Industries | Not Reported | Not Reported | Not Reported | Not Reported |
| Tongass Sanitation, Inc.* | 105,473 | 896,840 | (6,335) | 1,176 |
| Valley Refuse | 119,686 | 580,770 | 14,183 | 2,215 |
| Williwaw Services, Inc.* | 52,181 | 286,398 | 45,300 | 108 |
| Wasilla Refuse, Inc.* | 485,048 | 1,650,803 | 198,313 | 1,287 |
| Subtotal | \$ 3,071,006 | \$ 19,082,051 | \$ 2,178,656 | 51,060 |

Gross Operating Revenue Less Than \$250,000

| | | | | |
|--|----|----|----|----|
| Alma Corporation** | ** | ** | ** | ** |
| Cook Inlet Refuse, Inc.** | ** | ** | ** | ** |
| Denali Commercial Management Inc.** | ** | ** | ** | ** |

Regulatory Commission of Alaska

2001 Annual Report - Statistical Section

Refuse Rates - Sample Monthly Residential



Prepared by Jennifer Meiwes

As of June 30, 2001

| <u>Community</u> | <u>Utility</u> | <u>2 Cans</u> | <u>3 Cans</u> | <u>RCC **</u> | <u>2 Cans Total</u> | <u>3 Cans Total</u> |
|-----------------------|--|---------------|---------------|---------------|-------------------------|-------------------------|
| Anchorage | Anchorage Refuse, Inc. | | \$14.82 | 1.254% | \$ - | \$ 15.01 |
| Nome | Andersen, Incorporated | \$17.25 | | 0.000% | 17.25 | - |
| Juneau | Arrow Refuse, Inc. | | \$22.38 | 1.254% | - | 22.66 |
| Fairbanks | Drake's Sanitation, Inc. | \$12.00 | | 1.254% | 12.15 | - |
| Eagle River | Eagle River Refuse, Inc. | | \$15.86 | 1.254% | - | 16.06 |
| Anderson/Clear | Lausen's Dependable Disposal, Inc. 3 | \$25.00 | | 0.000% | 25.00 | - |
| Healy/Nenana | Lausen's Dependable Disposal, Inc. 3 | \$25.00 | | 0.000% | 25.00 | - |
| Cantwell | Lausen's Dependable Disposal, Inc. 3, 4 | \$18.00 | | 0.000% | 18.00 | - |
| Girdwood/Alyeska | Peninsula Sanitation Co., Inc. | \$21.99 | | 1.254% | 22.27 | - |
| Homer | Peninsula Sanitation Co., Inc. | \$16.22 | | 1.254% | 16.42 | - |
| Hope-Turnagain Arm | Peninsula Sanitation Co., Inc. | \$21.99 | | 1.254% | 22.27 | - |
| Kenai | Peninsula Sanitation Co., Inc. | | \$15.52 | 1.254% | - | 15.71 |
| Soldotna | Peninsula Sanitation Co., Inc. | | \$15.52 | 1.254% | - | 15.71 |
| Seward ¹ | Peninsula Sanitation Co., Inc. | | \$10.85 | 1.254% | - | 10.99 |
| Fairbanks | Star Sanitation Services, Inc. | | \$11.60 | 1.254% | - | 11.75 |
| Ketchikan | USA Waste Inc. | | \$17.95 | 1.254% | | 18.18 |
| Mat-Su Valley | Valley Refuse, Inc. | | \$25.50 | 1.254% | - | 25.82 |
| Mat-Su Valley | Wasilla Refuse, Inc. | \$28.76 | | 1.254% | 29.12 | - |
| Unalaska | Williwaw Services, Inc. ² | \$36.90 | | 1.254% | 37.36 | - |

¹ Outside the Seward City Limits only² 8 bags per month³ Rates shown are pending Commission approval⁴ Bi-Monthly Service

** RCC Rate is multiplied by the monthly rate in order to calculate total (e.g. 14.82 x 1.01254 = 15.01)

| | |
|--|--|
| <p>Home page</p>   | <p>Question or comment</p> <p>Feedback</p> |
|--|--|

Sewer Utilities Certificated

ANCHORAGE WATER AND WASTEWATER UTILITY MUNICIPALITY OF ANCHORAGE D/B/A (AWWU)

Provides service to Anchorage, Chugiak, Eagle River, Girdwood

*** BARROW UTILITIES AND ELECTRIC COOPERATIVE, INC. (BUECI)**

Provides service to Barrow

*** BETHEL, CITY OF (BETHEL)**

Provides service to Bethel

COLLEGE UTILITIES CORPORATION (CUC)

Provides service to College, Fairbanks

*** COPPER VALLEY CONSTRUCTION COMPANY (CVCC)**

Provides service to Copper Center, Glennallen

*** CORDOVA, CITY OF (CORDOVA)**

Provides service to Cordova

*** CRAIG, CITY OF (CRAIG)**

Provides service to Craig

CRYSTAL CATHEDERALS WATER & SEWER SYSTEM, INC. (CCWSS)

Provides service to Haines

*** DILLINGHAM, CITY OF (DILLINGHAM)**

Provides service to Dillingham

*** EGEGIK, CITY OF (CITY)**

Provides service to Egegik

*** GALENA, CITY OF (GALENA)**

Provides service to Galena

GOLDEN HEART UTILITIES, INC. (GHU)

Provides service to Fairbanks

*** HAINES, CITY OF (HAINES)**

Provides service to Haines

*** HOMER, CITY OF (HOMER)**

Provides service to Homer, Kachemak

*** HOONAH, CITY OF (HOONAH)**

Provides service to Hoonah

*** JUNEAU, CITY AND BOROUGH OF (JUNEAU)**

Provides service to Douglas, Juneau

*** KAKE, CITY OF (KAKE)**

Provides service to Kake

*** KENAI, CITY OF (KENAI)**

Provides service to Kenai

*** KETCHIKAN GATEWAY BOROUGH (KGB)**

Provides service to Ketchikan

*** KETCHIKAN, CITY OF (KETCHIKAN)**

Provides service to Ketchikan

*** KING COVE, CITY OF (KING COVE)**

Provides service to King Cove

*** KODIAK, CITY OF (KODIAK)**

Provides service to Kodiak

*** KOTZEBUE MUNICIPAL UTILITIES CITY OF KOTZEBUE D/B/A (KMU)**

Provides service to Kotzebue

*** MATANUSKA-SUSITNA BOROUGH (MAT-SU)**

Provides service to Talkeetna

*** NENANA, CITY OF (NENANA)**

Provides service to Nenana

*** NOME JOINT UTILITY SYSTEMS (NOME)**

Provides service to Nome

*** NORTH POLE UTILITY CITY OF NORTH POLE D/B/A (NORTH POLE)**

Provides service to North Pole

*** NORTH SLOPE BOROUGH UTILITIES (NSB)**

Provides service to Anaktuvuk Pass, Atkasuk, Deadhorse/Prudhoe Bay, Kaktovik, Nuiqsut, Point Hope, Point Lay, Wainwright

*** PALMER, CITY OF (PALMER)**

Provides service to Palmer

*** PETERSBURG, CITY OF (PETERSBURG)**

Provides service to Petersburg

*** RANGEVIEW UTILITIES (RANGEVIEW)**

Provides service to Anchorage

*** SAXMAN, CITY OF (SAXMAN)**

Provides service to Saxman

*** SELDOVIA, CITY OF (SELDOVIA)**

Provides service to Seldovia

*** SEWARD, CITY OF (SEWARD)**

Provides service to Seward

*** SITKA, CITY AND BOROUGH OF (SITKA)**

Provides service to Mount Edgecumbe

*** SKAGWAY, CITY OF (SKAGWAY)**

Provides service to Skagway

*** SOLDOTNA, CITY OF (SOLDOTNA)**

Provides service to Soldotna

*** THORNE BAY, CITY OF (THORNE BAY)**

Provides service to Thorne Bay

TRILLIUM CORPORATION (TRILLIUM)

Provides service to Wasilla

*** UNALASKA, CITY OF (UNALASKA)**

Provides service to Dutch Harbor, Unalaska

Regulatory Commission of Alaska**2001 Annual Report - Statistical Section**

Prepared by Chris D. Smith

2000 Calendar Year

Revenues ¹

| Utility | Net Plant ² | Gross Revenue | Net Income | Customers |
|---|------------------------|----------------------|---------------------|---------------|
| Gross Operating Revenue \$1,000,000 or Greater | | | | |
| Anchorage Water & Wastewater Utility, Municipality of Anchorage d/b/a | \$ 64,735,943 | \$ 24,190,203 | \$ 4,707,403 | 51,342 |
| College Utilities Corporation | 5,010,658 | 1,951,100 | 305,544 | 1,772 |
| Golden Heart Utilities | 14,083,977 | 6,362,289 | 20,732 | 6,036 |
| Subtotal | \$ 83,830,578 | \$ 32,503,592 | \$ 5,033,679 | 59,150 |
| Gross Operating Revenue Less Than \$250,000 | | | | |
| Crystal Cathedral Water and Sewer System, Inc. | \$ 442,264 | \$ 10,529 | \$ (27,641) | 31 |
| Trillium Corporation | - | 4,821 | (17,484) | 38 |
| Subtotal | \$ 442,264 | \$ 15,350 | \$ (45,125) | 69 |
| TOTAL | \$ 84,272,842 | \$ 32,518,942 | \$ 4,988,554 | 59,219 |

¹ Revenue Classes per 3 AAC 48.227.² For sewer utilities net plant is shown net of contributions-in-aid of construction which consists of assessments or grants from customers or other sources that are used to fund

plant construction costs.





Sewer Rates - Sample Monthly Residential

Prepared by Matt Anger

Rates effective 6/30/01

| Community | Monthly Rate | RCC | Total Monthly Rate | Utility |
|---------------|--------------|--------|--------------------|---------------------|
| Anchorage | \$ 21.20 | 0.590% | \$ 21.33 | Anchorage Water |
| Eagle River | \$ 21.20 | 0.590% | \$ 21.33 | Anchorage Water |
| Girdwood | \$ 21.20 | 0.590% | \$ 21.33 | Anchorage Water |
| Settler's Bay | \$ 10.85 | 0.000% | \$ 10.85 | Trillium Corp. |
| Fairbanks | \$ 36.39 | 0.590% | \$ 39.62 | College Utilities C |
| Fairbanks | \$ 20.00 | 0.000% | \$ 20.00 | Lakeview Enterpri |
| Fairbanks | \$ 27.25 | 0.590% | \$ 27.41 | Golden Heart Utili |
| Haines | \$ 52.49 | 0.590% | \$ 52.80 | Crystal Cathedral |

The RCC Rate is multiplied by the Monthly Rate to obtain the Total Rate (e.g. 21.20 x 1.0059 = 21.33).

| | |
|---|---|
|   | <p>Questions or comments? Regulatory Commission of Alaska 701 W. 8th Avenue, Suite 200 Anchorage, Alaska 99501-5110 Phone: 276-6211 Fax: 276-6212 e-mail: info@rca.state.ak.us</p> <p>Feedback</p> |
|---|---|

Regulatory Commission of Alaska

2001 Annual Report - Statistical Section

Steam Utilities Certificated

AURORA ENERGY, LLC (AURORA ENERGY)

Provides service to Fairbanks

| | |
|--|---|
| <p>Home</p> <p>Regulatory Commission of Alaska</p> <p>700 W. Sitka Avenue, Suite 100</p> <p>Juneau, Alaska 99801</p> <p>Phone: (907) 586-2776 Fax: (907) 586-2777</p> <p>www.rca.ak.us</p>   | <p>Options for comments</p> <p>Regulatory Commission of Alaska</p> <p>700 W. Sitka Avenue, Suite 100</p> <p>Juneau, Alaska 99801</p> <p>Phone: (907) 586-2776 Fax: (907) 586-2777</p> <p>www.rca.ak.us</p> <p>Feedback</p> |
|--|---|

Regulatory Commission of Alaska

2001 Annual Report - Statistical Section

**Steam Heat Utilities
Gross Operating Revenues**

Prepared by Chris D. Smith

2000 Calendar Year

| Utility | Net Plant | Gross Revenue | Net Income | Customers |
|--------------------|---------------------|---------------------|-----------------------|------------|
| Aurora Energy, LLC | \$ 7,991,033 | \$ 1,540,413 | \$ (1,492,060) | 135 |
| TOTAL | \$ 7,991,033 | \$ 1,540,413 | \$ (1,492,060) | 135 |

Administrative

Regulatory

Mobile

Home

Work

Questions or Comments

Regulatory Commission of Alaska

701 West 8th Avenue, Suite 1000

Anchorage, Alaska 99501

(907) 261-2222 / (800) 491-2222

01-001

Feedback

*Regulatory Commission of Alaska**2001 Annual Report - Statistical Section***Cable Television Utilities Certificated**

Cable television utilities are not regulated by the Regulatory Commission of Alaska as to rates and services with the exception of GCI Cable, Inc.'s Juneau service area, which is rate regulated for basic tier of channels.

ADAK CABLEVISION (ADAK)*Provides service to Adak***ALYESKA CABLE COMPANY (ACC)***Provides service to Girdwood***ASRC COMMUNICATIONS, LTD. (ASRC)***Provides service to Barrow***BAY CABLEVISION, INC. (BCI)***Provides service to King Salmon, Naknek***CABLE COMPANY, THE (CABLE CO.)***Provides service to Aniak***COFFMAN COVE, CITY OF (COFFMAN CO)***Provides service to Coffman Cove***ELECTRONIC DESIGN & DEVELOPMENT, INC. (EDDI)***Provides service to Haines, Skagway***EYECOM, INCORPORATED (EYECOM)***Provides service to Dutch Harbor, Galena, Port Lions, Unalaska***FRONTIER CABLE, INC. B.M.I. CABLEVISION, INC. (FCI)***Provides service to Gambell, Hooper Bay, Kipnuk, Quinhagak, Saint Marys, Savoonga, Togiak, Toksook Bay, Tununak, Unalakleet***GCI CABLE, INC. (GCICI)***Provides service to Anchorage, Chugiak, College, Cordova, Douglas, Eagle River, Eielson AFB, Fairbanks, Fort Greely, Fort Wainwright, Healy, Homer, Juneau*, Kachemak, Kenai, Ketchikan, Kodiak, Kotzebue, Nikiski, Nome, Peters Creek, Petersburg, Salamatof,*

Seward, Sitka, Soldotna, Sterling, Wrangell

HOONAH TLINGIT & HAIDA COMMUNITY COUNCIL (HTHCC)

Provides service to Hoonah

HYTEK COMMUNICATIONS, INC. (HCI)

Provides service to Delta Junction, Nenana

ISLAND CABLE T.V. (ICTV)

Provides service to Ouzinkie, Women's Bay

KING COVE CORPORATION (KCC)

Provides service to King Cove

KOTLIK, CITY OF (KOTLIK)

Provides service to Kotlik

McGRATH BROADCASTING COMPANY (MBC)

Provides service to McGrath

NUSHAGAK TELEPHONE COOPERATIVE, INC. (NTCI)

Provides service to Dillingham

ROGERS CABLESYSTEMS OF ALASKA, INC. (ROGERS)

Provides service to Palmer, Wasilla

SHISHMAREF NATIVE CORPORATION (SN-C)

Provides service to Shishmaref

SUPERVISION CABLE T.V. (SUPERVISION)

Provides service to Ruby, Tanana, Whittier

THORNE BAY COMMUNITY T.V., INC. (TBTV)

Provides service to Thorne Bay

VILLAGE CABLE COMPANY, INC. (VCC)

Provides service to Mountain Village

*Regulated by the RCA as to rates and service.

| | |
|---|---|
| <p>Public Information</p> <p>10000000</p>   | <p>Question to Comment</p> <p>Regulator</p> <p>Feedback</p> |
|---|---|

Regulatory Commission of Alaska



2001 Annual Report - Statistical Section

Cable Television Utilities - Gross Operating Revenues

Prepared by Chris D. Smith

2000 Calendar Year

| Utility | Net Plant | Gross Revenue | Net Income | Customers |
|------------------------|---------------------|---------------------|-------------------|--------------|
| GCI Cable/Juneau, Inc. | \$ 6,574,000 | \$ 6,189,000 | \$ 981,000 | 8,130 |
| TOTAL | \$ 6,574,000 | \$ 6,189,000 | \$ 981,000 | 8,130 |

| | |
|--|--|
| <p>RCA Home Page Report Card Web Page Comments</p>   | <p>Questions or comments? Regulatory Commission of Alaska 7401 W. 8th Avenue, Suite 310 Anchorage, Alaska 99502 907-277-6222 / FAX 907-277-6223 or email</p> <p>Feedback</p> |
|--|--|

Intrastate Interexchange Carriers Certificated

ACS LONG DISTANCE, d/b/a ALASKA COMMUNICATIONS SYSTEMS, ACS LONG DISTANCE, & ACS (ACS-LD)

ALASCOM, INC. AT&T ALASCOM D/B/A (AT&T ALASCOM)

ALASCONNECT, INC. (ALASCONNEX)

ALASKA CALL CONNECTION, INC. (ACCI)

ALASKA FIBER STAR, LLC (AFS)

ALASKA NETWORK SYSTEMS, INC. (AkNS)

AMERICAN EXPRESS TELECOM, INC. (AETI)

AMERITECH COMMUNICATIONS INTERNATIONAL, INC. (AMERITECH)

AMERITEL PAY PHONES, INC. (AMERITEL)

AP&T LONG DISTANCE, INC. (AP&T-LD)

AS TELECOMMUNICATIONS SERVICES, INC. (AS)

ASTAC LONG DISTANCE, INC. (ASTAC-LD)

BELLSOUTH LONG DISTANCE, INC. (BSLD)

BUSINESS TELECOM, INC. (BT)

CABLE & WIRELESS, INC. (CWI)

CABLE AND WIRELESS GLOBAL CARD SERVICE (C&W CARD)

CHUGACH ELECTRIC ASSOCIATION, INC. (CHUGACH)

COMDATA TELECOMMUNICATIONS, INC. (CTSI)

CONVERGENT COMMUNICATIONS SERVICES, INC. (CONVERGENT)

COPPER VALLEY LONG DISTANCE, INC. (CVLD)

DSLnet COMMUNICATIONS, LLC (DSLnet)

ELECTRIC LIGHTWAVE, INC. (ELI)

EXCEL TELECOMMUNICATIONS, INC. (EXCEL)

FEDERAL TRANSTEL, INC. (FTT)

GENERAL COMMUNICATION, INC., AND GCI GCI COMMUNICATION CORP. D/B/A (GCI)

GLOBAL CROSSING NORTH AMERICAN NETWORKS, INC. (GCNANI)

GLOBAL CROSSING TELECOMMUNICATIONS, INC (GLOBAL)

GTE COMMUNICATIONS CORPORATION (GTE COMMUNICATIONS)

IDT AMERICA, CORP. (IDT)

INTELLICALL OPERATOR SERVICES, INC. (INTELLICAL)

INTERMEDIA COMMUNICATIONS, INC. (INTERMEDIA)

INTERNATIONAL TELECOM, INC. (ITI)

INVISION TELECOM, INC. (INVISION)

ITC^DELTACOM COMMUNICATIONS, INC. (DELTACOM)

JD SERVICES D/B/A AMERICAN FREEDOM NETWORK (JD SERVICE)

KING SALMON COMMUNICATIONS, INC. (KSC)

MCI WORLDCOM COMMUNICATIONS, INC. (MCIWCC)

MTA LONG DISTANCE, INC. (MTA-LD)

NETLOJIX TELECOM, INC. (NETLOJIX)

NETWORK COMMUNICATIONS INTERNATIONAL CORPORATION (NCIC)

NETWORK PLUS, INC. (NETWORK PLUS)

NEW EDGE NETWORK INC., d/b/a NEW EDGE NETWORKS (NEW EDGE)

NEXTLINK LONG DISTANCE SERVICES, INC. (NEXTLINK)

NORTHWEST COMMUNICATIONS, INC. AUTOMATED INFORMATION MGMT SYSTEMS D/B/A (NORTHWEST)

NUSHAGAK LONG DISTANCE, INC. (NLDI)

ONE CALL COMMUNICATION, INC. D/B/A OPTICOM (ONE CALL)

OTZ TELEPHONE COOPERATIVE, INC. (OTZ)

PAC-WEST TELECOMM, INC. (PAC-WEST)

PDS, INC. (PDS)

QUEST TELECOMMUNICATIONS, INC. (QUEST)

SECURE COMMUNICATIONS, INC. (SECURE)

SMARTALK TELESERVICES, INC. (SMARTALK)

SOUTHWESTERN BELL COMMUNICATIONS SERVICES, INC. d/b/a SOUTHWESTERN BELL LONG DISTANCE; d/b/a NEVANDA BELL LONG DISTANCE d/b/a PACIFIC BELL LONG DISTANCE; d/b/a SBC LOND DISTANCE (SBCS)

SPEER VIRTUAL MEDIA, LTD. (SVM)

SPRINT COMMUNICATIONS COMPANY L.P. (SPRINT)

TELALASKA LONG DISTANCE, INC. (TALD)

TELEGLOBE USA, INC. (TUSA)

TELTRUST COMMUNICATIONS SERVICES, INC., d/b/a TELTRUST (TCS)

TON SERVICES, INC. (TON)

U.S. SOUTH COMMUNICATIONS, INC. D/B/A US SOUTH AND D/B/A INCOMM (U.S. SOUTH)

UNICOM, INC. (UNICOM)

UNITED NATIVE AMERICAN TELECOMMUNICATIONS, INC. (UNAT)

UNITED STATE ADVANCED NETWORK, INC. (USAN)

***UNIVERSITY OF ALASKA FAIRBANKS (UAF)**

US WEST LONG DISTANCE, INC. (USWLD)

USLD COMMUNICATIONS, INC. (USLDI)

VOCALL COMMUNICATIONS CORP. (VOCALL)

WILLIAMS COMMUNICATIONS, LLC (WCLLC)

WORLD TELECOM GROUP, INC. (WTG)

YUKON LONG DISTANCE COMPANY (YLD)

Z-TEL COMMUNICATIONS, INC. (Z-TEL)

***Not regulated by the Regulatory Commission of Alaska as to rates and service.**



Local Exchange Carriers Certificated

ACS OF ALASKA, INC. d/b/a ALASKA COMMUNICATIONS SYSTEMS, ACS LOCAL SERVICE, & ACS (ACS-AK)

Provides service to Douglas, Eielson AFB, Fort Wainwright, Juneau

ACS OF ANCHORAGE, INC. d/b/a ALASKA COMMUNICATIONS SYSTEMS, ACS LOCAL SERVICE, & ACS (ACS-AN)

Provides service to Anchorage Girdwood,, Hope, Indian/Bird

ACS OF FAIRBANKS, INC. d/b/a ALASKA COMMUNICATIONS SYSTEMS, ACS LOCAL SERVICE, & ACS (ACS-F)

Provides service to College, Fairbanks, Fox

ACS OF THE NORTHLAND, INC. d/b/a ALASKA COMMUNICATIONS SYSTEMS, ACS LOCAL SERVICE, & ACS (ACS-N)

Provides service to Akhiok, Akutan, Alatna, Anchor Point, Angoon, Atka, Bethel, Birch Lake, Border City, Chatham, Chignik, Chignik Lagoon, Chignik Lake, Chiniak, Clam Gulch, Coffman Cove, Cube Cove, Delta Junction, Egegik, Elfin Cove, English Bay, Gustavus, Halibut Cove, Hobart Bay, Homer, Hughes, Huslia, Ivanof Bay, Kachemak, Kaguyak, Kake, Kalifonsky, Kaltag, Karluk, Kasaan, Kasilof, Kazakof Bay, Kenai, Klawock, Klawock Airport, Kodiak, Kokhanok, Koyukuk, Larsen Bay, Long Island, Meshik, Mount Edgecumbe, Nelson Lagoon, Nana, Nikiski, Nikolaevski, Nikolski, Ninilchik, Nondalton, North Pole, Northway, Nulato, Old Harbor, Ouzinkie, Pedro Bay, Pelican, Perryville, Pilot Point, Point Baker, Port Alexander, Port Alsworth, Port Graham, Port Moller, Port Protection, Portage Creek, Saint George, Saint Paul, Salamatof, Seldovia, Sitka, Soldotna, Sterling, Tenakee Springs, Thorne Bay, Women's Bay, Yakutat,

ALASKA FIBER STAR, LLC (AFS)

Provides service to Anchorage

ALASCOM, INC. AT&T ALASCOM D/B/A (AT&T ALASCOM)

Provides service to Anchorage, Girdwood, Hope, Indian/Bird

ALASKA TELEPHONE COMPANY (FORMERLY NATIONAL UTILITIES, INC.) (ATC)

Provides service to Chisana, Craig, Dot Lake, Edna Bay, Hollis, Hydaburg, Meyers Chuck, Naukati, Skagway, Tanacross, Tetlin, Tok, Whale Pass

***ARCTIC SLOPE TELEPHONE ASSOCIATION COOPERATIVE, INC. (ASTAC)**

Provides service to Anaktuvuk Pass, Atkasuk, Deadhorse/Prudhoe Bay, Kaktovik, Nuiqsut, Point Hope, Point Lay, Wainwright

BETTLES TELEPHONE, INC. (BTI)

Provides service to Allakaket, Bettles, Evansville

BRISTOL BAY TELEPHONE COOPERATIVE, INC. (BBTC)

Provides service to Ekwok, Igiugig, King Salmon, Koliganek, Levelock, Naknek, New Stuyahok

BUSH-TELL INCORPORATED (BUSH-TELL)

Provides service to Aniak, Anivak, Crooked Creek, Grayling, Holy Cross, Kalskag, Lower, Kalskag, Upper, Red Devil, Shageluk, Sleetmute, Stony River

***CIRCLE TELEPHONE, RICHARD HUTCHINSON D/B/A (CT)**

Provides service to Circle

COPPER VALLEY TELEPHONE COOPERATIVE, INC. (CVTC)

Provides service to Chistochina, Chitina, Copper Center, Gakona, Glennallen, Gulkana, Kenny Lake, Lake Louise, McCarthy, Mentasta, Nelchina, Paxson, Slana, Tatitlek, Valdez

***CORDOVA TELEPHONE COOPERATIVE, INC. (CTCI)**

Provides service to Cordova

DSLNet COMMUNICATIONS, LLC (DSLnet)

Provides service to Anchorage, Fairbanks, and Juneau

GENERAL COMMUNICATION, INC., AND GCI GCI COMMUNICATION CORP. D/B/A (GCI)

Provides service to Anchorage, Fairbanks, Fort Wainwright, Girdwood, Hope, Indian/Bird, Juneau

GTE ALASKA INCORPORATED (GTE)

Provides service to Barrow, Etolin Island, Haines, Hyder, Klukwan, McGrath, Metlakatla, Moose Pass, Nome, Petersburg, Seward, Unalakleet, Wrangell

INTERIOR TELEPHONE COMPANY (ITC)

Provides service to Cold Bay, Cooper Landing, Dutch Harbor, Fort Yukon, Galena, Iliamna, King Cove, Newhalen, Port Lions, Sand Point, Squaw Harbor, Unalaska

***KETCHIKAN, CITY OF (KETCHIKAN)**

Provides service to Clover Pass, Ketchikan, Saxman, Ward Cove

LEVEL 3 COMMUNICATIONS, LLC (LEVEL 3)

Provides service to Anchorage, Fairbanks, and Juneau

MATANUSKA TELEPHONE ASSOCIATION, INC. (MTA)

Provides service to Anderson, Big Lake, Cantwell, Chickaloon, Chugiak, Clear, Eagle River, Eklutna, Healy, Houston, Kantishna, Knik, McKinley Park, Palmer, Peters Creek, Petersville, Point MacKenzie, Sutton, Talkeetna, Tyonek, Wasilla, Willow

MUKLUK TELEPHONE COMPANY, INC. TELALASKA, INCORPORATED D/B/A (MUKLUK)

Provides service to Brevig Mission, Council, Diomede (Little), Golovin, Koyuk, Saint Michael, Shaktoolik, Shishmaref, Stebbins, Teller, Wales, White Mountain

NEW EDGE NETWORK, INC. d/b/a NEW EDGE NETWORKS (NEW EDGE)

Provides service to Anchorage, Fairbanks, Juneau, and Fort Wainwright

NORTH COUNTRY TELEPHONE, INC. (NTCI)

Provides service to Eagle/Eagle Village

NUSHAGAK TELEPHONE COOPERATIVE, INC. (NTCI)

Provides service to Aleknagik, Clarks Point, Dillingham, Ekuak, Manokotak

OTZ TELEPHONE COOPERATIVE, INC. (OTZ)

Provides service to Ambler, Buckland, Candle, Deering, Kiana, Kivalina, Kobuk, Kotzebue, Noatak, Noorvik, Selawik, Ungnak

SUMMIT TELEPHONE COMPANY SUMMIT TELEPHONE & TELEGRAPH CO. OF ALASKA D/B/A (SUMMIT)

Provides service to Chatanika, Chena Hot Springs, Cleary Summit, Coldfoot, Wiseman

UNITED UTILITIES, INC. (UII),

Provides service to Akiachak, Akiak, Alakanuk, Arctic Village, Atmautluak, Beaver, Birch Creek, Central, Chalkyitsik, Chefornak, Chevak, Chuathbaluk, Circle Hot Springs, Eek, Emmonak, Gambell, Goodnews Bay, Hooper Bay, Kasigluk/Akolmuit, Kipnuk, Kongiganak, Kotlik, Kwethluk, Kwigillingok, Lake Minchumina, Lime Village, Livengood, Manley Hot Springs, Marshall, Merkoryuk, Minto, Mountain Village, Napakiak, Napaskiak, New Chenega Bay, Newtok, Nightmute, Nikolai, Nunapitchuk, Oscarville, Pilot Station, Pitkas Point, Platinum, Quinhagak, Rampart, Russian Mission, Saint Marys, Savoonga, Scammon Bay, Sheldon Point, Stevens Village, Takotna, Telida, Togiak, Toksook Bay, Tuluksak, Tuntutuliak, Tununak, Twin Hills, Venetie

YUKON TELEPHONE COMPANY, INC. (YTC)

Provides service to Ruby, Tanana, Whittier

* Not regulated by the Regulatory Commission of Alaska as to rates and service.



Regulatory Commission of Alaska*2001 Annual Report - Statistical Section***Telecommunications Utilities - Gross Operating Revenues (Interexchange & Local Exchange Carriers)**

Prepared by Chris D. Smith

2000 Calendar Year

Revenues¹

| Local Exchange Carrier Utility | Net Plant | Gross Revenue | Net Income | Customers |
|--------------------------------|-----------|---------------|------------|-----------|
|--------------------------------|-----------|---------------|------------|-----------|

Gross Operating Revenue \$5,000,000 or Greater

| | | | | |
|---|----------------|----------------|---------------|--------------|
| ACS of Alaska, Inc. | \$ 20,845,950 | \$ 17,194,056 | \$ 2,168,604 | 54,814 |
| ACS of Anchorage, Inc. | 179,815,088 | 96,280,688 | 10,826,610 | 209,474 |
| ACS of Fairbanks, Inc. | 43,936,897 | 32,220,030 | 3,395,854 | 61,224 |
| ACS of the Northland, Inc. | 86,586,746 | 62,537,657 | 6,525,413 | 91,536 |
| Alaska Telephone Company | 26,104,753 | 7,478,378 | 938,455 | 13,205 |
| Arctic Slope Telephone Assn. Coop. | 9,287,807 | 6,228,613 | 91,962 | Not Reported |
| Copper Valley Telephone Cooperative, Inc. | 30,921,458 | 10,624,713 | 3,261,432 | 10,391 |
| General Communication Corp. | 24,827,000 | 20,205,000 | 993,000 | 62,182 |
| Interior Telephone Company | 18,513,171 | 11,454,845 | 1,073,410 | 9,013 |
| Matanuska Telephone Association, Inc. | 132,450,467 | 56,568,215 | 5,939,352 | 59,777 |
| OTZ Telephone Cooperative, Inc. | 6,857,470 | 5,005,150 | 26,578 | 3,598 |
| United Utilities, Inc. | 21,873,880 | 13,823,015 | 1,413,206 | 6,829 |
| Subtotal | \$ 602,020,687 | \$ 339,620,360 | \$ 36,653,876 | 582,043 |

Gross Operating Revenues Less Than \$5,000,000

| | | | | |
|---|----------------|----------------|-----------------|-----------------|
| Alascom, Inc. | + | \$ 4,000,124 | + | Not Reported |
| Alaska Fiber Star, LLC** | \$ 26,103,107 | 2,148,765 | (13,884,613) | \$ Not Reported |
| Bettles Telephone, Inc. | 337,407 | 328,208 | 30,374 | 190 |
| Bristol Bay Telephone Cooperative, Inc. | 2,969,209 | 2,610,018 | 137,796 | 1,922 |
| Bush-Tell, Inc. | 4,071,776 | 2,265,644 | 233,304 | 946 |
| Mukluk Telephone Company, Inc. | 8,921,086 | 3,752,442 | 400,320 | 4,249 |
| North Country Telephone Company | 201,856 | 246,016 | 53,466 | 205 |
| Nushagak Telephone Cooperative, Inc. | 4,695,156 | 2,592,734 | 214,940 | 2,523 |
| Summit Telephone Co., Inc., Summit Telephone & Telegraph Co. of Alaska, Inc. d/b/a | 1,215,893 | 775,618 | 102,541 | 182 |
| Yukon Telephone Company, Inc. | 1,113,571 | 1,005,857 | 13,052 | 555 |
| Subtotal | \$ 49,629,061 | \$ 19,725,426 | \$ (12,698,820) | \$ 10,772 |
| TOTAL | \$ 651,649,748 | \$ 359,345,786 | \$ 23,955,056 | \$ 592,815 |

† Revenue classes per 3 AAC 48.277.

** Alaska Fiber Star, LLC (AFS) is authorized to provide intrastate interexchange telephone services and local exchange carrier services. AFS' financial reports do not differentiate between the two services and the financial information for these authorized services has been consolidated.

+ Alaska operations not reported separately.

| Interexchange Carrier Utility | Net Plant | Gross Revenue | Net Income | Customers |
|--|---------------|---------------|--------------|-----------------|
| Advanced Management Services Inc. | Not Reported | Not Reported | Not Reported | Not Reported |
| Alascom, Inc. AT&T Alascom ² | \$ 75,943,654 | \$ 42,335,202 | (11,690,431) | \$ Not Reported |
| Alasconnect, Inc. | - | 835,003 | (748,323) | Not Reported |
| Alaska Call Connection, Inc. | Not Reported | Not Reported | Not Reported | Not Reported |
| Alaska Fiber Star, LLC** | ** | ** | ** | Not Reported |

| | | | | |
|---|--------------|--------------|--------------|--------------|
| Alaska Network System, Inc. | 229,818 | 4,286,648 | 317,117 | Not Reported |
| American Express Telecom, Inc. | Not Reported | Not Reported | Not Reported | Not Reported |
| American Telecommunications Enterprises, Inc. | Not Reported | Not Reported | Not Reported | Not Reported |
| Ameritech Communications International, Inc.* | Not Reported | 61,081 | Not Reported | Not Reported |
| AP&T Long Distance, Inc. | - | 508,249 | (18,178) | Not Reported |
| ASTAC Long Distance, Inc. | - | 204,779 | (12,541) | Not Reported |
| Alaska Communications Systems Group, Inc. f/k/a ATU Long Distance, Inc. | Not Reported | 12,909,000 | Not Reported | Not Reported |
| Bellsouth Long Distance, Inc. | + | + | + | Not Reported |
| BLT Technologies, Inc.* | + | 56,783 | + | Not Reported |
| Business Telecom, Inc. * | + | 1,948 | + | Not Reported |
| Cable & Wireless Inc.* | Not Reported | 51,849 | Not Reported | Not Reported |
| Chugach Electric Association, Inc. | 582,950 | 432,562 | 232,559 | Not Reported |
| Comdata Telecommunications, Inc. | + | 2 | + | Not Reported |
| Convergent Communications, Inc.* | + | + | + | Not Reported |
| Copper Valley Long Distance, Inc. | + | 1,275 | (144,808) | Not Reported |
| DSLnet Communications, LLC | + | + | + | Not Reported |
| Electric Lightwave, Inc. | Not Reported | Not Reported | Not Reported | Not Reported |
| Evercom Systems, Inc.* | + | 1,148,404 | + | Not Reported |
| Excel Telecommunications, Inc. | + | + | + | Not Reported |
| Federal Transtel, Inc. | Not Reported | Not Reported | Not Reported | Not Reported |
| Frontier Communications International, Inc. | Not Reported | Not Reported | Not Reported | Not Reported |
| Frontier Communications Services, Inc. | Not Reported | Not Reported | Not Reported | Not Reported |
| GCI Communications Corp. | + | 182,676,000 | 56,348,000 | Not Reported |
| Global Crossing Telecommunications, Inc.* | + | 14,812 | + | Not Reported |
| GTE Card Services, Inc. | + | 31,537 | + | Not Reported |
| IDT America Corporation* | + | 11,297 | + | Not Reported |

| | | | | |
|---|--------------|--------------|--------------|--------------|
| Intellicall Operator Services, Inc.* | Not Reported | 123,515 | Not Reported | Not Reported |
| Intermedia Communications, Inc.* | + | 540 | + | Not Reported |
| International Telecom, Inc. | 232,653 | 2,124,614 | 172,599 | Not Reported |
| Invision Telecom, Inc. | Not Reported | Not Reported | Not Reported | Not Reported |
| ITC^Deltacom, Inc. | + | 3,783 | + | Not Reported |
| JD Services d/b/a American Freedom Network, Inc. | Not Reported | Not Reported | Not Reported | Not Reported |
| King Salmon Communications, Inc. | - | 115,856 | (19,636) | Not Reported |
| Level 3 Communications, LLC | - | - | - | - |
| MCI Telecommunications Corporation* | + | 1,155,352 | + | Not Reported |
| MTA Long Distance, Inc. | 4,670 | 2,162,837 | (70,984) | Not Reported |
| Northwest Communications, Inc. | Not Reported | Not Reported | Not Reported | Not Reported |
| Nushagak Long Distance, Inc. | 20,022 | 72,170 | (30,344) | Not Reported |
| OneCall Communications, Inc. D/B/A Opticom** | + | 2,337 | + | Not Reported |
| OTZ Telecommunications, Inc d/b/a OTZ Long Distance | 2,427,337 | 913,734 | (216,094) | Not Reported |
| PDS, Inc.* | + | 298 | + | Not Reported |
| Quest Telecommunications, Inc. | Not Reported | Not Reported | Not Reported | Not Reported |
| Southwest Bell Telecommunications, Inc.* | + | 74,959 | + | Not Reported |
| Sprint Communications Company, LLC.* | + | 557,577 | + | Not Reported |
| TelAlaska Long Distance, Inc. | 786,060 | 133,398 | + | Not Reported |
| Teleglobe USA, Inc. | + | + | + | Not Reported |
| Teltrust Communications, Inc. | Not Reported | Not Reported | Not Reported | Not Reported |
| Ton Services, Inc. | + | + | + | Not Reported |
| Unicom, Inc | + | 38,557 | + | Not Reported |
| United Native American Telecommunications, Inc. | Not Reported | Not Reported | Not Reported | Not Reported |
| USLD Communications, Inc | - | 36,227 | 36,227 | Not Reported |
| U.S. South Communications | - | - | - | - |

| | | | | |
|-----------------------------------|---|----------------------|---|-------------------------|
| US West Long Distance, Inc.* | + | 435 | + | Not Reported |
| VoCall Communications Corporation | + | + | + | Not Reported |
| Williams Communications, Inc.* | + | 512,312 | + | Not Reported |
| World Telecom Group, Inc | + | + | + | Not Reported |
| Worldcom Technologies, Inc. | + | + | + | Not Reported |
| XO Long Distance Services, Inc. | - | 616 | - | Not Reported |
| Yukon Long Distance Company | - | - | - | - |
| Z-Tel Communications, Inc.* | + | 12 | + | Not Reported |
| TOTAL | | \$ 80,227,164 | | \$ \$ 44,155,163 |
| | | | | 253,595,561 |

¹ Revenue classes per 3 AAC 48.277.

² AT&T Alascom reports total company amounts less Local Operations

* Information obtained from Regulatory Cost Charge filings.

** AFS financial reports are consolidated for the two types of services it is authorized to provide. Accordingly, we have included its financial information in the Local Exchange Carrier section above.

+ Alaska operations not reported seperately.

| | |
|---|---|
| <p>RCA homepage</p> <p>Top of page</p> <p>You might also like</p> <p>Back</p> <p>Next</p> | <p>Questions or comments?</p> <p>Regulatory Commission of Alaska</p> <p>700 W 3rd Avenue, Suite 300</p> <p>Anchorage, Alaska 99501-3000</p> <p>(907) 276-1222 3108 3901278</p> <p>or email:</p> <p>Feedback</p> |
|---|---|

Telephone Rates - Sample Monthly Residential

Prepared by Jennifer Meiwes

As of June 30, 2001

Single-Party Access Line Monthly Rate

| Community | Total Rate | RCC Rate* | Monthly Rate | Utility Serving C |
|----------------|------------|-----------|--------------|----------------------|
| Akhiok | \$16.83 | 1.1 | \$ 16.30 | A o h o h |
| Akiachak | \$19.80 | 1.1 | \$ 19.23 | United Utilities, In |
| Akiak | \$19.80 | 1.1 2 | \$ 19.23 | United Utilities, In |
| Akutan | \$16.83 | 1.1 2 | \$ 16.30 | A o the o thl |
| Alakanuk | \$19.80 | 1.1 2 | \$ 19.23 | United Utilities, In |
| Aleknagik | \$14.49 | 1.1 2 | \$ 14.00 | Nushagak Telepho |
| Allakaket | \$14.95 | 1.1 2 | \$ 14.45 | Bettles Telephone |
| Ambler | \$16.28 | 0.000% | \$ 15.95 | OTZ Telephone C |
| Anchor Point | \$16.83 | 1.1 2% | \$ 16.30 | AC o the Northl |
| Anchorage | \$10.12 | 1.1 2% | \$ 9.70 | ACS of Anchorag |
| Anchorage | \$10.12 | 1.172% | \$ 9.70 | AT&T Alascom |
| Anchorage | \$9.82 | 1.172% | \$ 9.40 | GCI Communicati |
| Anderson | \$13.98 | 1.172% | \$ 13.50 | Matanuska Teleph |
| Angoon | \$16.83 | 1.172% | \$ 16.30 | ACS of the Northl |
| Aniak | \$22.11 | 1.172% | \$ 21.50 | Bush-Tell, Incorp |
| Anvik | \$21.11 | 1.172% | \$ 21.50 | Bush-Tell, Incorp |
| Arctic Village | \$19.80 | 1.172% | \$ 19.23 | United Utilities, In |
| Atka | \$16.83 | 1.172% | \$ 16.30 | ACS of the Northl |
| Atnautluak | \$19.80 | 1.172% | \$ 19.23 | United Utilities, In |
| Barrow | \$14.29 | 1.172% | \$ 13.80 | Artic Slope Telep |
| Bartlett Cove | \$16.83 | 1.172% | \$ 16.30 | ACS of the Northl |

| | | | | |
|--------------------|---------|--------|----------|----------------------|
| Beaver | \$19.80 | 1.172% | \$ 19.23 | United Utilities, In |
| Bethel | \$14.29 | 1.172% | \$ 13.80 | United_KUC, Inc. |
| Bettles | \$14.95 | 1.172% | \$ 14.45 | Bettles Telephone |
| Big Lake | \$13.98 | 1.172% | \$ 13.50 | Matanuska Teleph |
| Birch Creek | \$19.80 | 1.172% | \$ 19.23 | United Utilities, In |
| Birch Lake | \$16.83 | 1.172% | \$ 16.30 | ACS of the Northl |
| Bird | \$10.12 | 1.172% | \$ 9.70 | ACS of Anchorage |
| Bird | \$10.12 | 1.172% | \$ 9.70 | AT&T Alascom |
| Bird | \$9.82 | 1.172% | \$ 9.40 | GCI Communicati |
| Border City | \$16.83 | 1.172% | \$ 16.30 | ACS of the Northl |
| Bornite | \$16.28 | 0.000% | \$ 15.95 | OTZ Telephone C |
| Brevig Mission | \$15.71 | 1.172% | \$ 15.20 | Mukluk Telephon |
| Buckland | \$16.28 | 0.000% | \$ 15.95 | OTZ Telephone C |
| Candle | \$16.28 | 0.000% | \$ 15.95 | OTZ Telephone C |
| Cantwell | \$13.98 | 1.172% | \$ 13.50 | Matanuska Teleph |
| Central | \$19.80 | 1.172% | \$ 19.23 | United Utilities, In |
| Chalkyitsik | \$19.80 | 1.172% | \$ 19.23 | United Utilities, In |
| Chatanika | \$22.62 | 1.172% | \$ 22.00 | Summit Telephon |
| Chatham | \$16.83 | 1.172% | \$ 16.30 | ACS of the Northl |
| Chefornak | \$19.80 | 1.172% | \$ 19.23 | United Utilities, In |
| Chena Hot Springs | \$22.62 | 1.172% | \$ 22.00 | Summit Telephon |
| Chevak | \$19.80 | 1.172% | \$ 19.23 | United Utilities, In |
| Chicago Creek | \$16.28 | 0.000% | \$ 15.95 | OTZ Telephone C |
| Chickaloon | \$13.98 | 1.172% | \$ 13.50 | Matanuska Teleph |
| Chignik | \$16.83 | 1.172% | \$ 16.30 | ACS of the Northl |
| Chignik Lagoon | \$16.83 | 1.172% | \$ 16.30 | ACS of the Northl |
| Chignik Lake | \$16.83 | 1.172% | \$ 16.30 | ACS of the Northl |
| Chiniak | \$16.83 | 1.172% | \$ 16.30 | ACS of the Northl |
| Chisana | \$14.29 | 1.172% | \$ 13.80 | Alaska Telephone |
| Chistochina | \$13.93 | 1.172% | \$ 13.45 | Copper Valley Tel |
| Chitina | \$13.93 | 1.172% | \$ 13.45 | Copper Valley Tel |
| Chuathbaluk | \$19.80 | 1.172% | \$ 19.23 | United Utilities, In |
| Chugiak | \$14.29 | 1.172% | \$ 13.80 | Matanuska Teleph |
| Circle Hot Springs | \$19.80 | 1.172% | \$ 19.23 | United Utilities, In |
| Clam Gulch | \$16.83 | 1.172% | \$ 16.30 | ACS of the Northl |
| Clarks Point | \$21.85 | 1.172% | \$ 21.25 | Nushagak Telepho |
| Clear | \$13.98 | 1.172% | \$ 13.50 | Matanuska Teleph |

| | | | | |
|-----------------|---------|--------|----------|----------------------|
| Cleary Summit | \$22.62 | 1.172% | \$ 22.00 | Summit Telephon |
| Coffman Cove | \$16.83 | 1.172% | \$ 16.30 | ACS of the Northl |
| Cold Bay | \$20.43 | 1.172% | \$ 19.85 | Interior Telephone |
| Cold Foot | \$22.62 | 1.172% | \$ 22.00 | Summit Telephon |
| Cooper Landing | \$20.43 | 1.172% | \$ 19.85 | Interior Telephone |
| Copper Center | \$13.93 | 1.172% | \$ 15.45 | Copper Valley Tel |
| Council | \$15.71 | 1.172% | \$ 15.20 | Mukluk Telephon |
| Craig | \$14.29 | 1.172% | \$ 13.80 | Alaska Telephone |
| Crooked Creek | \$22.11 | 1.172% | \$ 21.50 | Bush-Tell, Incorp |
| Cube Cove | \$39.27 | 1.172% | \$ 38.40 | ACS of the Northl |
| Deering | \$16.28 | 0.000% | \$ 15.95 | OTZ Telephone C |
| Delta Junction | \$16.83 | 1.172% | \$ 16.30 | ACS of the Northl |
| Dillingham | \$14.49 | 1.172% | \$ 14.00 | Nushagak Telepho |
| Dot Lake | \$14.29 | 1.172% | \$ 13.80 | Alaska Telephone |
| Douglas | \$9.48 | 1.172% | \$ 9.42 | ACS of Alaska, In |
| Dutch Harbor | \$20.43 | 1.172% | \$ 19.85 | Interior Telephone |
| Eagle | \$12.46 | 1.172% | \$ 12.00 | North Country Tel |
| Eagle River | \$14.29 | 1.172% | \$ 13.80 | Matanuska Teleph |
| Eagle Village | \$12.46 | 1.172% | \$ 12.00 | North Country Tel |
| Edna Bay | \$14.29 | 1.172% | \$ 13.80 | Alaska Telephone |
| Eek | \$19.80 | 1.172% | \$ 19.23 | United Utilities, In |
| Egegik | \$16.83 | 1.172% | \$ 16.30 | ACS of the Northl |
| Eielson AFB | \$9.56 | 1.172% | \$ 9.15 | GCI Communicati |
| Eielson AFB | \$9.84 | 1.172% | \$ 9.42 | ACS of Alaska, In |
| Eklutna | \$14.29 | 1.172% | \$ 13.80 | Matanuska Teleph |
| Ekuk | \$21.85 | 1.172% | \$ 21.25 | Nushagak Telepho |
| Ekwok | \$18.71 | 1.172% | \$ 18.15 | Bristol Bay Telep |
| Elfin Cove | \$16.83 | 1.172% | \$ 16.30 | ACS of the Northl |
| Elim | \$15.71 | 1.172% | \$ 15.20 | Mukluk Telephon |
| Emmonak | \$19.80 | 1.172% | \$ 19.23 | United Utilities, In |
| English Bay | \$16.83 | 1.172% | \$ 16.30 | ACS of the Northl |
| Evansville | \$14.95 | 1.172% | \$ 14.45 | Bettles Telephone |
| Fairbanks | \$12.97 | 1.172% | \$ 12.50 | ACS of Fairbanks, |
| Fairbanks | \$12.61 | 1.172% | \$ 12.15 | GCI Communicati |
| False Pass | \$16.83 | 1.172% | \$ 16.30 | ACS of the Northl |
| Fort Greely | \$16.83 | 1.172% | \$ 16.30 | ACS of the Northl |
| Fort Richardson | \$10.12 | 1.172% | \$ 9.70 | ACS of Anchorag |

| | | | | |
|-----------------|---------|--------|----------|----------------------|
| Fort Richardson | \$10.12 | 1.172% | \$ 9.70 | AT&T Alascom |
| Fort Richardson | \$9.82 | 1.172% | \$ 9.40 | GCI Communicati |
| Fort Wainwright | \$9.84 | 1.172% | \$ 9.42 | ACS of Alaska, In |
| Fort Wainwright | \$9.56 | 1.172% | \$ 9.15 | GCI Communicati |
| Fort Yukon | \$20.43 | 1.172% | \$ 19.85 | Interior Telephone |
| Gakona | \$13.93 | 1.172% | \$ 13.45 | Copper Valley Tel |
| Galena | \$20.43 | 1.172% | \$ 19.85 | Interior Telephone |
| Gambell | \$19.80 | 1.172% | \$ 19.23 | United Utilities, In |
| Girdwood | \$10.12 | 1.172% | \$ 9.70 | ACS of Anchorag |
| Girdwood | \$10.12 | 1.172% | \$ 9.70 | AT&T Alascom |
| Girdwood | \$9.82 | 1.172% | \$ 9.40 | GCI Communicati |
| Glennallen | \$13.93 | 1.172% | \$ 13.45 | Copper Valley Tel |
| Golovin | \$15.71 | 1.172% | \$ 15.20 | Mukluk Telephon |
| Goodnews Bay | \$19.80 | 1.172% | \$ 19.23 | United Utilities, In |
| Grayling | \$22.11 | 1.172% | \$ 21.50 | Bush-Tell, Incorp |
| Gulkana | \$13.93 | 1.172% | \$ 13.45 | Copper Valley Tel |
| Gustavus | \$16.83 | 1.172% | \$ 16.30 | ACS of the Northl |
| Haines | \$14.29 | 1.172% | \$ 13.80 | Alaska Telephone |
| Haines Highway | \$14.29 | 1.172% | \$ 13.80 | Alaska Telephone |
| Halibut Cove | \$16.83 | 1.172% | \$ 16.30 | ACS of the Northl |
| Healy | \$13.98 | 1.172% | \$ 13.50 | Matanuska Teleph |
| Healy Lake | \$14.29 | 1.172% | \$ 13.80 | Alaska Telephone |
| Hobart Bay | \$16.83 | 1.172% | \$ 16.30 | ACS of the Northl |
| Hollis | \$14.29 | 1.172% | \$ 13.80 | Alaska Telephone |
| Holy Cross | \$22.11 | 1.172% | \$ 21.50 | Bush-Tell, Incorp |
| Homer | \$16.83 | 1.172% | \$ 16.30 | ACS of the Northl |
| Hoonah | \$16.83 | 1.172% | \$ 16.30 | ACS of the Northl |
| Hooper Bay | \$19.80 | 1.172% | \$ 19.23 | United Utilities, In |
| Hope | \$10.12 | 1.172% | \$ 9.70 | ACS of Anchorag |
| Hope | \$10.12 | 1.172% | \$ 9.70 | AT&T Alascom |
| Hope | \$9.82 | 1.172% | \$ 9.40 | GCI Communicati |
| Houston | \$13.98 | 1.172% | \$ 13.50 | Matanuska Teleph |
| Hughes | \$16.83 | 1.172% | \$ 16.30 | ACS of the Northl |
| Huslia | \$16.83 | 1.172% | \$ 16.30 | ACS of the Northl |
| Hydaburg | \$14.29 | 1.172% | \$ 13.80 | Alaska Telephone |
| Hyder | \$14.29 | 1.172% | \$ 13.80 | Alaska Telephone |
| Igiugig | \$18.71 | 1.172% | \$ 18.15 | Bristol Bay Telep |

| | | | | |
|----------------|---------|--------|----------|----------------------|
| Iliamna | \$20.43 | 1.172% | \$ 19.85 | Interior Telephone |
| Indian | \$10.12 | 1.172% | \$ 9.70 | ACS of Anchorage |
| Indian | \$10.12 | 1.172% | \$ 9.70 | AT&T Alascom |
| Indian | \$9.82 | 1.172% | \$ 9.40 | GCI Communicati |
| Ivanof Bay | \$16.83 | 1.172% | \$ 16.30 | ACS of the Northl |
| Juneau | \$9.84 | 1.172% | \$ 9.42 | ACS of Alaska, In |
| Juneau | \$9.56 | 1.172% | \$ 9.15 | GCI Communicati |
| Kachemak | \$16.83 | 1.172% | \$ 16.30 | ACS of the Northl |
| Kaguyak | \$16.83 | 1.172% | \$ 16.30 | ACS of the Northl |
| Kake | \$16.83 | 1.172% | \$ 16.30 | ACS of the Northl |
| Kalifonsky | \$16.83 | 1.172% | \$ 16.30 | ACS of the Northl |
| Kalskag, Lower | \$22.11 | 1.172% | \$ 21.50 | Bush-Tell, Incorp |
| Kalskag, Upper | \$22.11 | 1.172% | \$ 21.50 | Bush-Tell, Incorp |
| Kaltag | \$16.83 | 1.172% | \$ 16.30 | ACS of the Northl |
| Karluk | \$16.83 | 1.172% | \$ 16.30 | ACS of the Northl |
| Kasaan | \$16.83 | 1.172% | \$ 16.30 | ACS of the Northl |
| Kasigluk | \$19.80 | 1.172% | \$ 19.23 | United Utilities, In |
| Kasilof | \$16.83 | 1.172% | \$ 16.30 | ACS of the Northl |
| Kazakof Bay | \$32.82 | 1.172% | \$ 32.05 | ACS of the Northl |
| Kenai | \$16.83 | 1.172% | \$ 16.30 | ACS of the Northl |
| Kenny Lake | \$13.93 | 1.172% | \$ 13.45 | Copper Valley Tel |
| Kiana | \$16.28 | 0.000% | \$ 15.95 | OTZ Telephone C |
| King Cove | \$20.43 | 1.172% | \$ 19.85 | Interior Telephone |
| King Salmon | \$18.71 | 1.172% | \$ 18.15 | Bristol Bay Telep |
| Kipnuk | \$19.80 | 1.172% | \$ 19.23 | United Utilities, In |
| Kiva'ina | \$16.28 | 0.000% | \$ 15.95 | OTZ Telephone C |
| Klawock | \$16.83 | 1.172% | \$ 16.30 | ACS of the Northl |
| Klukwan | \$14.29 | 1.172% | \$ 13.80 | Alaska Telephone |
| Knik | \$13.98 | 1.172% | \$ 13.50 | Matanuska Teleph |
| Kobuk | \$16.28 | 0.000% | \$ 15.95 | OTZ Telephone C |
| Kodiak | \$16.83 | 1.172% | \$ 16.30 | ACS of the Northl |
| Kokhanok | \$16.83 | 1.172% | \$ 16.30 | ACS of the Northl |
| Koliganek | \$18.71 | 1.172% | \$ 18.15 | Bristol Bay Telep |
| Kongiganak | \$19.80 | 1.172% | \$ 19.23 | United Utilities, In |
| Kotlik | \$19.80 | 1.172% | \$ 19.23 | United Utilities, In |
| Kotzebue | \$16.28 | 0.000% | \$ 15.95 | OTZ Telephone C |
| Koyuk | \$15.71 | 1.172% | \$ 15.20 | Mukluk Telephon |

| | | | | |
|--------------------|---------|--------|----------|----------------------|
| Koyukuk | \$16.83 | 1.172% | \$ 16.30 | ACS of the Northl |
| Kwethluk | \$19.80 | 1.172% | \$ 19.23 | United Utilities, In |
| Kwigillingok | \$19.80 | 1.172% | \$ 19.23 | United Utilities, In |
| Lake Louise | \$13.93 | 1.172% | \$ 13.45 | Copper Valley Tel |
| Lake Minchumina | \$19.80 | 1.172% | \$ 19.23 | United Utilities, In |
| Larsen Bay | \$16.83 | 1.172% | \$ 16.30 | ACS of the Northl |
| Levelock | \$18.71 | 1.172% | \$ 18.15 | Bristol Bay Telep |
| Lime Village | \$19.80 | 1.172% | \$ 19.23 | United Utilities, In |
| Little Diomede | \$15.71 | 1.172% | \$ 15.20 | Mukluk Telephon |
| Livengood | \$19.80 | 1.172% | \$ 19.23 | United Utilities, In |
| Long Island | \$16.83 | 1.172% | \$ 16.30 | ACS of the Northl |
| Manley Hot Springs | \$19.80 | 1.172% | \$ 19.23 | United Utilities, In |
| Manokotak | \$21.85 | 1.172% | \$ 21.25 | Nushagak Telepho |
| Marshall | \$19.80 | 1.172% | \$ 19.23 | United Utilities, In |
| McCarthy | \$13.93 | 1.172% | \$ 13.45 | Copper Valley Tel |
| McGrath | \$14.29 | 1.172% | \$ 13.80 | United Utilities, In |
| McKinley Park | \$13.98 | 1.172% | \$ 13.50 | Matanuska Teleph |
| Mekoyuk | \$19.80 | 1.172% | \$ 19.23 | United Utilities, In |
| Mentasta | \$13.93 | 1.172% | \$ 13.45 | Copper Valley Tel |
| Meshik | \$16.83 | 1.172% | \$ 16.30 | ACS of the Northl |
| Metlakatla | \$14.29 | 1.172% | \$ 13.80 | Alaska Telephone |
| Meyers Chuck | \$14.29 | 1.172% | \$ 13.80 | Alaska Telephone |
| Minto | \$19.80 | 1.172% | \$ 19.23 | United Utilities, In |
| Moose Pass | \$14.29 | 1.172% | \$ 13.80 | Interior Telephone |
| Mount Edgecumbe | \$16.83 | 1.172% | \$ 16.30 | ACS of the Northl |
| Mountain Village | \$19.80 | 1.172% | \$ 19.23 | United Utilities, In |
| Naknek | \$18.71 | 1.172% | \$ 18.15 | Bristol Bay Telep |
| Naknek, South | \$18.71 | 1.172% | \$ 18.15 | Bristol Bay Telep |
| Napakiak | \$19.80 | 1.172% | \$ 19.23 | United Utilities, In |
| Napaskiak | \$19.80 | 1.172% | \$ 19.23 | United Utilities, In |
| Naukati | \$14.29 | 1.172% | \$ 13.80 | Alaska Telephone |
| Nelchina | \$13.93 | 1.172% | \$ 13.45 | Copper Valley Tel |
| Nelson Lagoon | \$16.83 | 1.172% | \$ 16.30 | ACS of the Northl |
| Nenana | \$16.83 | 1.172% | \$ 16.30 | ACS of the Northl |
| New Chenega Bay | \$19.80 | 1.172% | \$ 19.23 | United Utilities, In |
| New Stuyahok | \$18.71 | 1.172% | \$ 18.15 | Bristol Bay Telep |
| Newhalen | \$20.43 | 1.172% | \$ 19.85 | Interior Telephone |

| | | | | |
|-----------------|---------|--------|----------|----------------------|
| Newtok | \$19.80 | 1.172% | \$ 19.23 | United Utilities, In |
| Nightmute | \$19.80 | 1.172% | \$ 19.23 | United Utilities, In |
| Nikiski | \$16.83 | 1.172% | \$ 16.30 | ACS of the Northl |
| Nikolaevsk | \$16.83 | 1.172% | \$ 16.30 | ACS of the Northl |
| Nikolai | \$19.80 | 1.172% | \$ 19.23 | United Utilities, In |
| Nikolski | \$16.83 | 1.172% | \$ 16.30 | ACS of the Northl |
| Ninilchik | \$16.83 | 1.172% | \$ 16.30 | ACS of the Northl |
| Noatak | \$16.29 | 0.000% | \$ 15.95 | OTZ Telephone C |
| Nome | \$14.29 | 1.172% | \$ 13.80 | Mukluk Telephon |
| Nondalton | \$16.83 | 1.172% | \$ 16.30 | ACS of the Northl |
| Noorvik | \$16.28 | 0.000% | \$ 15.95 | OTZ Telephone C |
| North Pole | \$16.83 | 1.172% | \$ 16.30 | ACS of the Northl |
| Northway | \$16.83 | 1.172% | \$ 16.30 | ACS of the Northl |
| Nulato | \$16.83 | 1.172% | \$ 16.30 | ACS of the Northl |
| Nunapitchuk | \$19.80 | 1.172% | \$ 19.23 | United Utilities, In |
| Old Harbor | \$16.83 | 1.172% | \$ 16.30 | ACS of the Northl |
| Oscarville | \$19.80 | 1.172% | \$ 19.23 | United Utilities, In |
| Ouzinkie | \$16.83 | 1.172% | \$ 16.30 | ACS of the Northl |
| Palmer | \$13.98 | 1.172% | \$ 13.50 | Matanuska Teleph |
| Paxson | \$13.93 | 1.172% | \$ 13.45 | Copper Valley Tel |
| Pedro Bay | \$16.83 | 1.172% | \$ 16.30 | ACS of the Northl |
| Pelican | \$16.83 | 1.172% | \$ 16.30 | ACS of the Northl |
| Perryville | \$16.83 | 1.172% | \$ 16.30 | ACS of the Northl |
| Peters Creek | \$14.29 | 1.172% | \$ 13.80 | Matanuska Teleph |
| Petersburg | \$14.29 | 1.172% | \$ 13.80 | Alaska Telephone |
| Petersville | \$13.98 | 1.172% | \$ 13.50 | Matanuska Teleph |
| Pilot Point | \$16.83 | 1.172% | \$ 16.30 | ACS of the Northl |
| Pilot Station | \$19.80 | 1.172% | \$ 19.23 | United Utilities, In |
| Pitkas Point | \$19.80 | 1.172% | \$ 19.23 | United Utilities, In |
| Platinum | \$19.80 | 1.172% | \$ 19.23 | United Utilities, In |
| Point Baker | \$16.83 | 1.172% | \$ 16.30 | ACS of the Northl |
| Point MacKenzie | \$13.98 | 1.172% | \$ 13.50 | Matanuska Teleph |
| Port Alexander | \$16.83 | 1.172% | \$ 16.30 | ACS of the Northl |
| Port Alsworth | \$16.83 | 1.172% | \$ 16.30 | ACS of the Northl |
| Port Graham | \$16.83 | 1.172% | \$ 16.30 | ACS of the Northl |
| Port Lions | \$20.43 | 1.172% | \$ 19.85 | Interior Telephone |
| Port Protection | \$16.83 | 1.172% | \$ 16.30 | ACS of the Northl |

| | | | | |
|-----------------|---------|--------|----------|----------------------|
| Portage Creek | \$16.83 | 1.172% | \$ 16.30 | ACS of the Northl |
| Quinhagak | \$19.80 | 1.172% | \$ 19.23 | United Utilities, In |
| Rampart | \$19.80 | 1.172% | \$ 19.23 | United Utilities, In |
| Red Devil | \$22.11 | 1.172% | \$ 21.50 | Bush-Tell, Incorp |
| Red Dog | \$16.28 | 0.000% | \$ 15.95 | OTZ Telephone C |
| Ruby | \$17.54 | 1.172% | \$ 17.00 | Yukon Telephone |
| Russion Mission | \$19.80 | 1.172% | \$ 19.23 | United Utilities, In |
| Saint George | \$16.83 | 1.172% | \$ 16.30 | ACS of the Northl |
| Saint Marys | \$19.80 | 1.172% | \$ 19.23 | United Utilities, In |
| Saint Michael | \$15.71 | 1.172% | \$ 15.20 | Mukluk Telephon |
| Saint Paul | \$16.83 | 1.172% | \$ 16.30 | ACS of the Northl |
| Salamatof | \$16.83 | 1.172% | \$ 16.30 | ACS of the Northl |
| Sand Point | \$20.43 | 1.172% | \$ 19.85 | Interior Telephone |
| Savoonga | \$19.80 | 1.172% | \$ 19.23 | United Utilities, In |
| Scammon Bay | \$19.80 | 1.172% | \$ 19.23 | United Utilities, In |
| Selawik | \$16.28 | 0.000% | \$ 15.95 | OTZ Telephone C |
| Selde /ia | \$16.83 | 1.172% | \$ 16.30 | ACS of the Northl |
| Seward | \$14.29 | 1.172% | \$ 13.80 | Interior Telephone |
| Shageluk | \$22.11 | 1.172% | \$ 21.50 | Bush-Tell, Incorp |
| Shaktoolik | \$15.71 | 1.172% | \$ 15.20 | Mukluk Telephon |
| Sheldon Point | \$19.80 | 1.172% | \$ 19.23 | United Utilities, In |
| Shishmaref | \$15.71 | 1.172% | \$ 15.20 | Mukluk Telephon |
| Shungnak | \$16.28 | 0.000% | \$ 15.95 | OTZ Telephone C |
| Sitka | \$16.83 | 1.172% | \$ 16.30 | ACS of the Northl |
| Skagway | \$14.29 | 1.172% | \$ 13.80 | Alaska Telephone |
| Slana | \$13.93 | 1.172% | \$ 13.45 | Copper Valley Tel |
| Sleetmute | \$22.11 | 1.172% | \$ 21.50 | Bush-Tell, Incorp |
| Soldotna | \$16.83 | 1.172% | \$ 16.30 | ACS of the Northl |
| Stebbins | \$15.71 | 1.172% | \$ 15.20 | Mukluk Telephon |
| Sterling | \$16.83 | 1.172% | \$ 16.30 | ACS of the Northl |
| Stevens Village | \$19.80 | 1.172% | \$ 19.23 | United Utilities, In |
| Stony River | \$22.11 | 1.172% | \$ 21.50 | Bush-Tell, Incorp |
| Sutton | \$13.98 | 1.172% | \$ 13.50 | Matanuska Teleph |
| Takotna | \$19.80 | 1.172% | \$ 19.23 | United Utilities, In |
| Talkeetna | \$13.98 | 1.172% | \$ 13.50 | Matanuska Teleph |
| Tanana | \$17.54 | 1.172% | \$ 17.00 | Yukon Telephone |
| Tatitlek | \$13.93 | 1.172% | \$ 13.45 | Copper Valley Tel |