

**ALASKA LEGISLATURE**

**1878**

**HOUSE and SENATE FINANCE COMMITTEE FILES, 1999 - 2000**

FY01 Governor Amended Capital Budget

Agency	Project Title	ED		Total Funding	% GF Req	Req Match	Sum General Group	002 RIP	Other Funds
		Num	Al/Ap						
Trans	Nome: Runway 27 Reconstruction and Obstruction Removal	38	AL	8,450,000	0%	6%	0	8,450,000	0
Trans	Noorvik Runway Expansion	37	AL	1,500,000	0%	6%	0	1,500,000	0
Trans	Port Heiden: Airport Rescue and Firefighting Vehicle	40	AL	340,000	0%	6%	0	340,000	0
Trans	Port Heiden: Runway Resurfacing and Safety Area Rehabilitation	40	AL	4,100,000	0%	6%	0	4,100,000	0
Trans	Port Lions: Airport Master Plan - Stage 1	6	AL	85,000	0%	6%	0	85,000	0
Trans	Rampart: Runway and Safety Area Rehabilitation	36	AL	1,400,000	0%	6%	0	1,400,000	0
Trans	Russian Mission: Runway Rehabilitation	36	AL	1,775,000	0%	6%	0	1,775,000	0
Trans	Sand Point: Airport Rescue and Firefighting Truck	40	AL	55,000	0%	6%	0	55,000	0
Trans	Sand Point: Airport Snow Removal Equipment	40	AL	355,000	0%	6%	0	355,000	0
Trans	Sand Point: Buildings for Snow Removal Equip., Airport Rescue & Firefighting & Sand Storage	40	AL	2,000,000	0%	6%	0	2,000,000	0
Trans	Seldovia: Airport Master Plan	7-9	AL	375,000	0%	6%	0	375,000	0
Trans	Sitka: Airport Sand and Chemical Storage Building	2	AL	300,000	0%	6%	0	300,000	0
Trans	Sitka: Apron and Taxiway Reconstruction	2	AL	2,900,000	0%	6%	0	2,900,000	0
Trans	Statewide: Airport Runway Signing	99	AL	80,000	0%	6%	0	80,000	0
Trans	Statewide: Aviation Preconstruction	99	AL	6,500,000	0%	6%	0	6,500,000	0
Trans	Statewide: Aviation System Plan Update	99	AL	700,000	0%	6%	0	700,000	0
Trans	Toksook Bay: Airport Relocation	38	AL	1,500,000	0%	6%	0	1,500,000	0
Trans	Unalaska: Airport Safety Improvement	40	AL	3,700,000	0%	6%	0	3,700,000	0
Trans	Unalaska: Airport Snow Removal Equipment	40	AL	170,000	0%	6%	0	170,000	0
Trans	Wales: Airport Snow Removal Equipment Building Rehabilitation & Snow Fence Repair	37	AL	385,000	0%	6%	0	385,000	0
Trans	Whittier: Airport Master Plan - Stage 1	35	AL	85,000	0%	6%	0	85,000	0
Trans	Yakutat: Airport Master Plan Update	5	AL	300,000	0%	6%	0	300,000	0
Trans	Yakutat: Airport Sand and Chemical Storage Building	5	AL	1,700,000	0%	6%	0	1,700,000	0
Trans	Yakutat: Airport Snow Removal Equipment	5	AL	170,000	0%	6%	0	170,000	0
Trans	Yakutat: Airport Snow Removal Equipment Building Replacement	5	AL	2,600,000	0%	6%	0	2,600,000	0
Trans	Yakutat: Seaplane Float Replacement	5	AL	100,000	0%	6%	0	100,000	0
	<b>AMATS Projects</b>		<b>AP</b>	<b>31,659,000</b>			<b>0</b>	<b>31,659,000</b>	<b>0</b>
Trans	Anchorage: Air Quality Awareness Public Education Program	10-25	AL	68,000	0%	9%	0	68,000	0
Trans	Anchorage: Air Quality Business Education Program	10-25	AL	27,000	0%	9%	0	27,000	0
Trans	Anchorage: Arctic Boulevard Reconstruction	10-25	AL	2,680,000	0%	9%	0	2,680,000	0
Trans	Anchorage: Areawide Trails Rehabilitation	10-25	AL	95,000	0%	9%	0	95,000	0
Trans	Anchorage: Bicycle and Pedestrian Safety Program	10-25	AL	115,000	0%	9%	0	115,000	0

FY01 Governor Amended Capital Budget

Agency	Project Title	ED		Total Funding	% GF Req	Req Match	Sum General Group	1002 Fed Rec'd	Other Funds
		Num	AI/Ap						
Trans	Anchorage: DeArmoun Road Reconstruction	10-25	AL	2,365,000	0%	9%	0	2,365,000	0
Trans	Anchorage: Division of Motor Vehicles - Inspection & Monitoring Program Data Link	10-25	AL	270,000	0%	9%	0	270,000	0
Trans	Anchorage: Dowling Road Reconstruction	10-25	AL	10,340,000	0%	9%	0	10,340,000	0
Trans	Anchorage: Inspection and Monitoring Program Implementation Program	10-25	AL	246,000	0%	9%	0	246,000	0
Trans	Anchorage: Joint UAA and Providence Hospital Transit Center	10-25	AL	2,275,000	0%	9%	0	2,275,000	0
Trans	Anchorage: Old Seward Highway Reconstruction	10-25	AL	900,000	0%	9%	0	900,000	0
Trans	Anchorage: Pavement Replacement Program	10-25	AL	1,680,000	0%	9%	0	1,680,000	0
Trans	Anchorage: Ridesharing and Transit Marketing	10-25	AL	427,000	0%	9%	0	427,000	0
Trans	Anchorage: Ship Creek Intermodal Facility	10-25	AL	4,500,000	0%	0%	0	4,500,000	0
Trans	Anchorage: Ship Creek Redevelopment and Port Access Planning	10-25	AL	500,000	0%	0%	0	500,000	0
Trans	Anchorage: Ship Creek Trail - Phase 1	10-25	AL	1,000,000	0%	9%	0	1,000,000	0
Trans	Anchorage: Ship Creek Trail - Phase 2	10-25	AL	4,131,000	0%	9%	0	4,131,000	0
Trans	Anchorage: Youth Employment Prgrm for Transit Stop Improvements & Trail Accessibility	10-25	AL	40,000	0%	9%	0	40,000	0
	<b>Community Transportation Program</b>		<b>AP</b>	<b>212,741,000</b>			<b>0</b>	<b>212,741,000</b>	<b>0</b>
Trans	Central Region: Non-National Highway System Pavement and Bridge Refurbishment	99	AL	3,100,000	0%	9%	0	3,100,000	0
Trans	Chignik Bay: Airport Access Road Rehabilitation	40	AL	535,000	0%	9%	0	535,000	0
Trans	Commercial Vehicle Safety Enforcement	99	AL	700,000	0%	20%	0	700,000	0
Trans	Copper River Road: Chitina to Uranatina River Upgrades	36	AL	4,400,000	0%	9%	0	4,400,000	0
Trans	Craig: Craig-Klawock Highway, Milepost 0.75 School Turn Lane Construction	5	AL	270,000	0%	9%	0	270,000	0
Trans	Fairbanks: 2nd and Wilbur Reconstruction	29-34	AL	860,000	0%	9%	0	860,000	0
Trans	Fairbanks: Congestion Mitigation & Air Quality-Sidewalk Snow Removal Equipment	29-34	AL	390,000	0%	9%	0	390,000	0
Trans	Fairbanks: Division of Motor Vehicles-Inspection & Monitoring Data Link & Electronic Interface	29-34	AL	140,000	0%	9%	0	140,000	0
Trans	Fairbanks: Pilot Program to Assess the Viability of Oxygen Sensor Replacement Prgrm	29-34	AL	345,000	0%	9%	0	345,000	0
Trans	Fairbanks: University Avenue Widening	29-34	AL	5,730,000	0%	9%	0	5,730,000	0
Trans	Homer: East End Road Milepost 0.0 to 3.6 Rehabilitation	7-9	AL	1,000,000	0%	9%	0	1,000,000	0
Trans	Homer: East End Road Milepost 3.75 to 12.5 Rehabilitation	7-9	AL	3,700,000	0%	9%	0	3,700,000	0
Trans	Igiugig: Sanitation Road	40	AL	325,000	0%	9%	0	325,000	0
Trans	Implementation of Intelligent Transportation System Strategic Deployment Plan	99	AL	7,500,000	0%	20%	0	7,500,000	0
Trans	Juneau: Glacier Highway: Anka Street Area Intersection Improvements	3-4	AL	1,050,000	0%	9%	0	1,050,000	0
Trans	Juneau: Glacier Highway: McNugget to Loop Road Safety Improvements & Paving	3-4	AL	4,600,000	0%	9%	0	4,600,000	0
Trans	Juneau: Main Street Transit Center Construction	3-4	AL	200,000	0%	9%	0	200,000	0
Trans	Juneau: Paratransit Van Upgrade	3-4	AL	100,000	0%	9%	0	100,000	0

FY01 Governor Amended Capital Budget

Agency	Project Title	ED		Total Funding	% GF Req	Req Match	Sum General Group	012 Fed	Other Funds
		Num	Al/Ap						
Trans	Juneau: West Douglas Highway Extension	3-4	AL	1,660,000	0%	0%	0	1,660,000	0
Trans	Kenai Spur Road: Milepost 10.6 to 29.7 Rehabilitation	7-9	AL	4,300,000	0%	9%	0	4,300,000	0
Trans	Keichikan: North Tongass Highway Milepost 15 to Settler's Cove Paving	1	AL	2,500,000	0%	9%	0	2,500,000	0
Trans	Ketchikan: South Tongass Highway Widening	1	AL	2,000,000	0%	9%	0	2,000,000	0
Trans	King Cove: Lagoon Bridge and Airport Access Road	40	AL	1,250,000	0%	9%	0	1,250,000	0
Trans	Kodiak: Mill Bay Road Separated Pathway	6	AL	57,000	0%	9%	0	57,000	0
Trans	Kodiak: Selief Lane Reconstruction	6	AL	3,868,000	0%	9%	0	3,868,000	0
Trans	Kwethluk: Airport Access Road Construction	39	AL	1,340,000	0%	9%	0	1,340,000	0
Trans	Mat-Su: Hatcher Pass Road Milepost 7.0-14 Rehabilitation	26-28	AL	400,000	0%	9%	0	400,000	0
Trans	Mat-Su: Knik-Goose Bay Road Rehabilitation and Pedestrian Path	26-28	AL	10,250,000	0%	9%	0	10,250,000	0
Trans	Mat-Su: Palmer-Wasilla Highway Extension	26-28	AL	5,000,000	0%	9%	0	5,000,000	0
Trans	Mat-Su: Palmer-Wasilla Highway Rehabilitation	26-28	AL	5,200,000	0%	9%	0	5,200,000	0
Trans	Mat-Su: Wasilla-Fishhook Road: Nelson-Bogard Safety Improvements	26-28	AL	1,400,000	0%	9%	0	1,400,000	0
Trans	National Highway Institute and Transit Institute Training	99	AL	475,000	0%	9%	0	475,000	0
Trans	Northern Region: Non-National Highway System Pavement & Bridge Refurbishment	99	AL	2,780,000	0%	9%	0	2,780,000	0
Trans	Northway: Road Improvements	36	AL	960,000	0%	9%	0	960,000	0
Trans	Pedro Bay: Bridge Replacement	40	AL	500,000	0%	20%	0	500,000	0
Trans	Prince of Wales Island: Control Lake North Paving	5	AL	2,700,000	0%	9%	0	2,700,000	0
Trans	Prince of Wales Island: Thorne Bay Road Paving	5	AL	4,200,000	0%	9%	0	4,200,000	0
Trans	Quinhagak: Sanitation Road Construction	39	AL	475,000	0%	9%	0	475,000	0
Trans	Seismic Retrofit of Bridges	99	AL	1,680,000	0%	20%	0	1,680,000	0
Trans	Seward: Exit Glacier Road Milepost 7.3 to 8.8	7-9	AL	1,100,000	0%	0%	0	1,100,000	0
Trans	Shaktoolik: Landfill Road	38	AL	225,000	0%	9%	0	225,000	0
Trans	Southeast Region: Non-National Highway System Pavement & Bridge Refurbishment	99	AL	800,000	0%	9%	0	800,000	0
Trans	Statewide Research Program	99	AL	1,630,000	0%	20%	0	1,630,000	0
Trans	Statewide Road Surfacing and Transfer	99	AL	860,000	0%	9%	0	860,000	0
Trans	Statewide Urban Planning Program	99	AL	1,290,000	0%	9%	0	1,290,000	0
Trans	Statewide: Annual Internal Review Audit Program	99	AL	230,000	0%	9%	0	230,000	0
Trans	Statewide: Annual Planning Work Program	99	AL	6,620,000	0%	20%	0	6,620,000	0
Trans	Statewide: Bridge Inventory, Inspection, Monitoring, Rehabilitation, & Replacement Prgm	99	AL	2,200,000	0%	20%	0	2,200,000	0
Trans	Statewide: Bridge Scour Monitoring and Retrofit Program	99	AL	1,150,000	0%	9%	0	1,150,000	0
Trans	Statewide: Culvert Repair or Replace Project	99	AL	91,000	0%	9%	0	91,000	0

FY01 Governor Amended Capital Budget

Agency	Project Title	ED		Total Funding	% GF Req	Req Match	Sum General Group	1002 Fed Rept	Other Funds
		Num	Al/Ap						
Trans	Statewide: Equal Employment Opportunity and Civil Rights Program	99	AL	200,000	0%	9%	0	200,000	0
Trans	Statewide: Highway Data Equipment Acquisition and Installation	99	AL	1,260,000	0%	9%	0	1,260,000	0
Trans	Statewide: Non-National Highway System Highway Safety Improvement Program	99	AL	1,890,000	0%	9%	0	1,890,000	0
Trans	Statewide: Non-National Highway System Pavement Markings & Signalization	99	AL	530,000	0%	9%	0	530,000	0
Trans	Statewide: Program Review and Evaluation	99	AL	95,000	0%	9%	0	95,000	0
Trans	Statewide: Public Transportation Social Service Van Replacement	99	AL	290,000	0%	9%	0	290,000	0
Trans	Statewide: Road Surface Treatments	99	AL	13,850,000	0%	9%	0	13,850,000	0
Trans	Statewide: Western Alliance for Quality for Transportation Construction Training	99	AL	50,000	0%	9%	0	50,000	0
Trans	Steese Highway: Milepost 44-62 Rehabilitation	29-34	AL	4,730,000	0%	9%	0	4,730,000	0
Trans	Steese Highway: Milepost 62-81 Rehabilitation	29-34	AL	4,880,000	0%	9%	0	4,880,000	0
Trans	Surface Transportation: Preconstruction	99	AL	57,400,000	0%	9%	0	57,400,000	0
Trans	Talkeetna Spur Road Rehabilitation	26-28	AL	5,150,000	0%	9%	0	5,150,000	0
Trans	Taylor Highway: Milepost 44 to 64 Rehabilitation	36	AL	4,210,000	0%	9%	0	4,210,000	0
Trans	Unalaska: East Point - Ballyhoo Road Rehabilitation	40	AL	5,850,000	0%	9%	0	5,850,000	0
Trans	Valdez: Dayville Road Improvements	35	AL	8,220,000	0%	9%	0	8,220,000	0
	<b>Marine Transportation Projects</b>		<b>AP</b>	<b>40,872,000</b>			<b>0</b>	<b>40,872,000</b>	<b>0</b>
Trans	Alaska Marine Highway System: Auke Bay Terminal Modifications	3-4	AL	840,000	0%	9%	0	840,000	0
Trans	Alaska Marine Highway System: Aurora Refurbishment	99	AL	2,190,000	0%	20%	0	2,190,000	0
Trans	Alaska Marine Highway System: Columbia Refurbishment	99	AL	6,000,000	0%	20%	0	6,000,000	0
Trans	Alaska Marine Highway System: Cordova Lift Tower Rehabilitation	35	AL	62,000	0%	9%	0	62,000	0
Trans	Alaska Marine Highway System: Internet Reservation System	99	AL	620,000	0%	9%	0	620,000	0
Trans	Alaska Marine Highway System: Metlakatla Ferry	99	AL	4,000,000	0%	20%	0	4,000,000	0
Trans	Alaska Marine Highway System: Metlakatla Terminal Modifications	5	AL	920,000	0%	9%	0	920,000	0
Trans	Alaska Marine Highway System: Pelican Ferry Mooring Improvements	5	AL	860,000	0%	20%	0	860,000	0
Trans	Alaska Marine Highway System: Sitka Shuttle Vessel	2	AL	6,900,000	0%	20%	0	6,900,000	0
Trans	Alaska Marine Highway System: Sitka Terminal Improvements	2	AL	810,000	0%	20%	0	810,000	0
Trans	Alaska Marine Highway System: Skagway Terminal Electrical Improvements	5	AL	300,000	0%	20%	0	300,000	0
Trans	Alaska Marine Highway System: SOLAS 2000, Matanuska and LeConte	99	AL	2,200,000	0%	9%	0	2,200,000	0
Trans	Alaska Marine Highway System: Tenakee Terminal Improvements	5	AL	230,000	0%	20%	0	230,000	0
Trans	Alaska Marine Highway System: Valdez Marine Improvements & New Construction	35	AL	7,140,000	0%	20%	0	7,140,000	0
Trans	Mitkof Island: South Mitkof Island Terminal	2	AL	7,800,000	0%	20%	0	7,800,000	0
	<b>National Highway System</b>		<b>AP</b>	<b>117,552,200</b>			<b>0</b>	<b>117,552,200</b>	<b>0</b>

FY01 Governor Amended Capital Budget

Agency	Project Title	ED Num	A/Ap	Total Funding	% GF Req	Req Match	Sum General Group	1002 Fed Rcp	Other Funds
Trans	Alaska Highway: Milepost 1308 - Tok Weigh Station	36	AL	106,500	0%	7%	0	106,500	0
Trans	Alaska Highway: Milepost 1348 - Robertson River Wayside	36	AL	390,000	0%	9%	0	390,000	0
Trans	Alaska Marine Highway System: Wrangell Terminal Modifications	2	AL	1,050,000	0%	20%	0	1,050,000	0
Trans	Anchorage: International Airport Road & Postmark Drive Intersection Improvements	10-25	AL	8,100,000	0%	0%	0	8,100,000	0
Trans	Anchorage: International Airport Road Rehabilitation	10-25	AL	475,000	0%	9%	0	475,000	0
Trans	Central Region: National Highway System Road Pavement & Bridge Refurbishment	99	AL	1,625,000	0%	7%	0	1,625,000	0
Trans	Dalton Highway: Milepost 18 to 22 Surfacing	36	AL	740,000	0%	9%	0	740,000	0
Trans	Dalton Highway: Milepost 274 to 289 Reconstruct.-Galbraith Lake Airport to Kuparuk River	37	AL	7,500,000	0%	9%	0	7,500,000	0
Trans	Destination and Distance Signing	99	AL	240,000	0%	9%	0	240,000	0
Trans	Elliott Highway: Milepost 28 to 72 Rehabilitation and Paving	36	AL	8,410,000	0%	9%	0	8,410,000	0
Trans	Fairbanks: Geist Road, Fairbanks Street & Loftus Road Signalized Intersection	29-34	AL	230,000	0%	9%	0	230,000	0
Trans	Fairbanks: Light Emitting Diode Signal Installation	29-34	AL	240,000	0%	9%	0	240,000	0
Trans	Glenn Highway: Milepost 105 Caribou Creek Bridge	26-28	AL	1,950,000	0%	7%	0	1,950,000	0
Trans	Glenn Highway: Milepost 92 to 97 Reconstruction - Cascade to Hicks Creek	26-28	AL	1,225,000	0%	7%	0	1,225,000	0
Trans	Glenn Highway: Milepost 98-99 Roadside Rest Facility	26-28	AL	2,450,000	0%	7%	0	2,450,000	0
Trans	Juneau: Egan Drive - Salmon Creek Controlled Access	3-4	AL	220,000	0%	9%	0	220,000	0
Trans	National Highway System: Install Lane Delineators	99	AL	900,000	0%	9%	0	900,000	0
Trans	National Highway System: Roadside Historical Interpretive Signage	99	AL	240,000	0%	9%	0	240,000	0
Trans	New Seward Highway at Dimond Interchange Capacity Improvement	10-25	AL	800,000	0%	7%	0	800,000	0
Trans	Northern Region: National Highway System Road Pavement & Bridge Refurbishment	99	AL	4,750,000	0%	7%	0	4,750,000	0
Trans	Parks Highway: Milepost 276 - Rex Railroad Overcrossing	34	AL	3,025,000	0%	9%	0	3,025,000	0
Trans	Parks Highway: Milepost 37 to 44 Church Street to Seward Meridian Rehabilitation	26-28	AL	4,500,000	0%	7%	0	4,500,000	0
Trans	Parks Highway: Milepost 39 to 42.1 interchange & Rehab-Seward Meridian Rd to Crusey St	26-28	AL	25,991,000	0%	7%	0	25,991,000	0
Trans	Parks Highway: Milepost 42.1 to 44 Rehabilitation - Crusey St to Lucas Rd	26-28	AL	2,550,000	0%	7%	0	2,550,000	0
Trans	Parks Highway: Milepost 57 to 67 Rehabilitation - Little Susitna River to White's Crossing - Railroad	26-28	AL	4,300,000	0%	7%	0	4,300,000	0
Trans	Richardson Highway: Milepost 203 to 206 Reconstruct.-McCallum Creek to Rainbow Mtn	35	AL	1,730,000	0%	9%	0	1,730,000	0
Trans	Richardson Highway: Milepost 357 - Badger Road Interchange	29-34	AL	4,000,000	0%	9%	0	4,000,000	0
Trans	Safety: National Highway System Highway Safety Improvement Program	99	AL	1,890,000	0%	9%	0	1,890,000	0
Trans	Seward Highway: Milepost 0.0 to 8 Reconstruction & Pathway - Seward to Grouse Cr. Canyon	7-9	AL	13,830,000	0%	9%	0	13,830,000	0
Trans	Seward Highway: Milepost 101.5 Bird Creek Parking Lot	10-25	AL	1,000,000	0%	0%	0	1,000,000	0
Trans	Seward Highway: Milepost 18 to 25.5 Reconstruction - Snow River to Trail River	7-9	AL	980,000	0%	9%	0	980,000	0
Trans	Seward Highway: Milepost 56.2 Canyon Creek Wayside	7-9	AL	660,000	0%	7%	0	660,000	0

FY01 Governor Amended Capital Budget

Agency	Project Title	ED		Total Funding	% GF Req	Req Match	Sum General Group	1002 Fed Rcpts	Other Funds
		Num	Al/Ap						
Trans	Southeast Alaska Transportation Plan Implementation Management	99	AL	140,000	0%	9%	0	140,000	0
Trans	Southeast Region: National Highway System Road Pavement & Bridge Refurbishment	99	AL	1,425,000	0%	9%	0	1,425,000	0
Trans	Statewide: Community Services Signs	99	AL	273,000	0%	9%	0	273,000	0
Trans	Steese Highway: 3rd Street Intersection	29-34	AL	3,350,000	0%	9%	0	3,350,000	0
Trans	Steese Highway: Fox Weigh Station	29-34	AL	93,500	0%	9%	0	93,500	0
Trans	Tok Cutoff: Milepost 30 to 38 Reconstruction - Chistochina to Mankoman Lake	36	AL	3,223,200	0%	7%	0	3,223,200	0
Trans	Tongass Highway: Main and Mill Signal Installation	1	AL	235,000	0%	9%	0	235,000	0
Trans	Weigh-In-Motion Equipment	99	AL	750,000	0%	9%	0	750,000	0
Trans	Whittier Maintenance and Operations	35	AL	1,965,000	0%	9%	0	1,965,000	0
	<b>TRAAK</b>		<b>AP</b>	<b>11,990,000</b>			<b>0</b>	<b>11,990,000</b>	<b>0</b>
Trans	Central Region: ADA Pedestrian Facilities	99	AL	190,000	0%	9%	0	190,000	0
Trans	Central Region: Visual Enhancement Management	99	AL	120,000	0%	9%	0	120,000	0
Trans	Central Region: Watchable Wildlife Signs	99	AL	190,000	0%	9%	0	190,000	0
Trans	Chena Hot Springs Road: Yukon Quest Trail Parking Areas	29-34	AL	240,000	0%	9%	0	240,000	0
Trans	Copper River Trail: Uranitina River to Allen River	35	AL	2,680,000	0%	9%	0	2,680,000	0
Trans	Craig: Craig to High School Path Construction	5	AL	365,000	0%	9%	0	365,000	0
Trans	Denali Highway: Milepost 6 - Information and Orientation Wayside	35	AL	170,000	0%	9%	0	170,000	0
Trans	Fairbanks North Star Borough: Chena Pump/Tanana River Scenic Wayside	29-34	AL	365,000	0%	9%	0	365,000	0
Trans	Fairbanks: Alaska Riverwalk Centennial Bridge Community Connector project	29-34	AL	1,000,000	0%	0%	0	1,000,000	0
Trans	Fairbanks: Creamer's Refuge Barn Restoration	29-34	AL	390,000	0%	9%	0	390,000	0
Trans	Homer: Homer Soundview Avenue Trail Construction	7-9	AL	190,000	0%	9%	0	190,000	0
Trans	Kenai Peninsula Road and Trail Improvements	7-9	AL	500,000	0%	0%	0	500,000	0
Trans	Ketchikan: Totem Bight State Historical Park Scenic Wayside	1	AL	480,000	0%	9%	0	480,000	0
Trans	Ketchikan: Waterfront Promenade	1	AL	100,000	0%	9%	0	100,000	0
Trans	Mat-Su: Big Lake - Fish Creek Park Wayside	28	AL	550,000	0%	9%	0	550,000	0
Trans	McCarthy Road: Kenricott River East/West Wayside	36	AL	510,000	0%	9%	0	510,000	0
Trans	Nome: Nome-Council Road - Solomon Wayside	38	AL	185,000	0%	9%	0	185,000	0
Trans	Nome: Rocker Gulch Wayside	38	AL	290,000	0%	9%	0	290,000	0
Trans	Northern Region: ADA Pedestrian Facilities	99	AL	290,000	0%	9%	0	290,000	0
Trans	Parks Highway: Milepost 185 - East Fork Wayside	26-28	AL	340,000	0%	9%	0	340,000	0
Trans	Richardson Highway: Milepost 127 - Gulkana River Wayside	36	AL	1,345,000	0%	9%	0	1,345,000	0
Trans	Seward: Pathway Construction Phase 1	7-9	AL	285,000	0%	9%	0	285,000	0

FY01 Governor Amended Capital Budget

Agency	Project Title	ED		Total Funding	% GF Req	Req Match	Sum General Group	1002 - Rpt	Other Funds
		Num	AI/Ap						
Trans	Soldotna: Soldotna School Trail Construction	7-9	AL	190,000	0%	9%	0	190,000	0
Trans	Southeast Region: Scenic Viewshed Enhancement	99	AL	185,000	0%	9%	0	185,000	0
Trans	Statewide: Scenic Byways Grants	99	AL	500,000	0%	20%	0	500,000	0
Trans	Valdez: Airport Road Bike Trail	35	AL	200,000	0%	9%	0	200,000	0
Trans	Willow: Parks Highway Underpass Construction	26-28	AL	140,000	0%	9%	0	140,000	0
Univ	University of Alaska, Fairbanks - Hutchison Career Center	29-34	AP	5,000,000	25%	0%	1,247,635		3,752,365
Univ	University of Alaska Small Business Development Programs	99	AP	450,000	100%	0%	450,000		0
AK Courts	Records Archival System Upgrade	99	AP	450,000	100%	0%	450,000		0
AK Courts	Acquisition of an Automated Case Management System	99	AP	1,450,000	100%	0%	1,450,000		0
AK Courts	Deferred Maintenance Projects	99	AP	1,500,000	100%	0%	1,500,000		0
AK Courts	Court Security Projects	99	AP	1,000,000	100%	0%	1,000,000		0
AK Courts	Statewide Court Building Code and Energy Upgrades	99	AP	400,000	100%	0%	400,000		0
Muni CMG	Angoon Municipal Building Renovation and Upgrade	5	AP	27,000	0%	0%	0		27,000
Muni CMG	Akutan Underground Pipeline Replacement	40	AP	25,000	0%	0%	0		25,000
Muni CMG	Alakanuk Equipment Purchase (Front End Loader)	38	AP	25,000	0%	0%	0		25,000
Muni CMG	Aleknagik North Shore Sludge Lagoon and Landfill Relocation and Road	39	AP	25,369	0%	0%	0		25,369
Muni CMG	Aleknagik Foxville Roadway Extension and Seaplane Base	39	AP	25,019	0%	0%	0		25,019
Muni CMG	Aleutians East Borough Nelson Lagoon Water System Improvements	40	AP	25,000	0%	0%	0		25,000
Muni CMG	Allakaket City Lodge Renovation	36	AP	25,000	0%	0%	0		25,000
Muni CMG	Ambler Community Facilities, Equipment and Water, Sewer Upgrades and Repair	37	AP	26,205	0%	0%	0		26,205
Muni CMG	Anaktuvuk Pass Community Hall Upgrade	37	AP	25,000	0%	0%	0		25,000
Muni CMG	Anaktuvuk Pass City Maintenance Shop Upgrade	37	AP	25,000	0%	0%	0		25,000
Muni CMG	Anchorage Major Municipal Facility Upgrade Projects	10-25	AP	970,000	0%	0%	0		970,000
Muni CMG	Anchorage Eagle River, Chugiak Road and Drainage Rehabilitation	10-25	AP	400,000	0%	0%	0		400,000
Muni CMG	Anchorage Elmore Road Upgrade - Huffman Road to DeArmoun Road	10-25	AP	350,000	0%	0%	0		350,000
Muni CMG	Anchorage East Anchorage, Midtown and South Anchorage Ballfield Facility and Infrastructure	10-25	AP	1,260,000	0%	0%	0		1,260,000
Muni CMG	Anchorage Eagle River, Chugiak Parks-Playground Equipment Upgrade	10-25	AP	210,000	0%	0%	0		210,000
Muni CMG	Anchorage Replacement Crash Fire Rescue Unit - Anchorage Fire Department	10-25	AP	469,000	0%	0%	0		469,000
Muni CMG	Anchorage Automatic Vehicle Locate (AVL) System - Anchorage Police Department	10-25	AP	500,000	0%	0%	0		500,000
Muni CMG	Anchorage Girdwood Road Service Area Road and Drainage System Rehabilitation	10-25	AP	70,000	0%	0%	0		70,000
Muni CMG	Anchorage University - Providence Campus Walkways	10-25	AP	98,398	0%	0%	0		98,398
Muni CMG	Anderson Road Resurfacing Phase 2	29-34	AP	25,000	0%	0%	0		25,000

FY01 Governor Amended Capital Budget

Agency	Project Title	ED		Total Funding	% GF Req	Req Match	Sum General Group	D12 Fed Repl	Other Funds
		Num	A/Ap						
Muni CMG	Aniak City Vehicles Repairs and Replacement	36	AP	25,000	0%	0%	0		25,000
Muni CMG	Barrow Upgrade City of Barrow Playgrounds and Upgrade of Indoor and Outdoor City Recreation	37	AP	108,285	0%	0%	0		108,285
Muni CMG	Bethel City Hall Renovation	39	AP	115,182	0%	0%	0		115,182
Muni CMG	Bettles Fire Hall Improvements	36	AP	10,000	0%	0%	0		10,000
Muni CMG	Bettles Ball Park, Pavilion Improvements	36	AP	15,000	0%	0%	0		15,000
Muni CMG	Brevig Mission Post Office Building	38	AP	25,000	0%	0%	0		25,000
Muni CMG	Bristol Bay Borough Fisherman's Dock Engineering and Design	39	AP	30,876	0%	0%	0		30,876
Muni CMG	Cheforak Generator Purchase Phase 2	39	AP	25,000	0%	0%	0		25,000
Muni CMG	Chevak Public Safety Building Addition/Renovation	38	AP	50,000	0%	0%	0		50,000
Muni CMG	Chignik Port Facilities	40	AP	25,000	0%	0%	0		25,000
Muni CMG	Chuathbaluk Rental Units	36	AP	15,000	0%	0%	0		15,000
Muni CMG	Chuathbaluk Upgrade Laundromat	36	AP	10,000	0%	0%	0		10,000
Muni CMG	Clark's Point Heavy Equipment Purchase	39	AP	64,500	0%	0%	0		64,500
Muni CMG	Coffman Cove Mailroom Improvements and Upgrades	5	AP	25,000	0%	0%	0		25,000
Muni CMG	Cold Bay City Park	40	AP	25,000	0%	0%	0		25,000
Muni CMG	Cordova Historic Park Restrooms and Museum Storage	35	AP	61,528	0%	0%	0		61,528
Muni CMG	Craig JT Brown Marine Industrial Park	5	AP	54,275	0%	0%	0		54,275
Muni CMG	Deering Community Facilities and Equipment	37	AP	25,000	0%	0%	0		25,000
Muni CMG	Delta Junction Television Equipment and Antennas	35	AP	25,000	0%	0%	0		25,000
Muni CMG	Denali Borough Chamber of Commerce Building, Phase 3	29-34	AP	16,500	0%	0%	0		16,500
Muni CMG	Denali Borough Panguingue Creek Homeowners Association Fire Hall	29-34	AP	16,500	0%	0%	0		16,500
Muni CMG	Dillingham Sewer Outfall Repair	39	AP	57,432	0%	0%	0		57,432
Muni CMG	Diomedea Fire Department Equipment and Supplies Upgrade	37	AP	25,000	0%	0%	0		25,000
Muni CMG	Eagle Surface Main Roads, Dust Control	36	AP	15,000	0%	0%	0		15,000
Muni CMG	Eagle Building Repairs and Improvements	36	AP	10,000	0%	0%	0		10,000
Muni CMG	Egegik Clinic Construction Project	40	AP	25,000	0%	0%	0		25,000
Muni CMG	Ekwok City Shop	39	AP	25,000	0%	0%	0		25,000
Muni CMG	Elim Computer Upgrade	38	AP	25,000	0%	0%	0		25,000
Muni CMG	Emmonak City Dump Truck	38	AP	25,000	0%	0%	0		25,000
Muni CMG	Fairbanks City Hall Renovation Phase 2	29-34	AP	231,000	0%	0%	0		231,000
Muni CMG	Fairbanks City Street and Drainage Improvements, Phase 2	29-34	AP	296,788	0%	0%	0		296,788
Muni CMG	Fairbanks North Star Borough Emergency Medical Services - Replace Ambulance	29-34	AP	91,000	0%	0%	0		91,000

FY01 Governor Amended Capital Budget

Agency	Project Title	ED		Total Funding	% GF Req	Req Match	Sum General Group	1002 Fed Rpts	Other Funds
		Num	AI/Ap						
Muni CMG	Fairbanks North Star Borough Boroughwide Fire, Life, Safety Projects	29-34	AP	140,000	0%	0%	0		140,000
Muni CMG	Fairbanks North Star Borough Tanana River Levee-Annual Levee Major Maintenance	29-34	AP	33,810	0%	0%	0		33,810
Muni CMG	Fairbanks North Star Borough Emergency Medical Services - Interior Ambulance Rescue - Repl	29-34	AP	28,000	0%	0%	0		28,000
Muni CMG	Fairbanks North Star Borough Salcha Elementary School - Domestic Water System Improvement	29-34	AP	70,000	0%	0%	0		70,000
Muni CMG	Fairbanks North Star Borough North Pole High School - Replace Direct Digital Controls for HVAC	29-34	AP	350,000	0%	0%	0		350,000
Muni CMG	Fairbanks North Star Borough Animal Shelter - Remodel and Expansion of Kennels	29-34	AP	126,817	0%	0%	0		126,817
Muni CMG	False Pass Public Safety and Clinic Building Construction	40	AP	25,000	0%	0%	0		25,000
Muni CMG	Fort Yukon Dust Control Calcium Chloride	36	AP	24,250	0%	0%	0		24,250
Muni CMG	Galena Police Station Remodel	36	AP	25,000	0%	0%	0		25,000
Muni CMG	Golovin Small Boat Harbor	38	AP	20,000	0%	0%	0		20,000
Muni CMG	Haines Lutak Dock Fender Repair	5	AP	35,530	0%	0%	0		35,530
Muni CMG	Haines Borough Purchase Vehicle for Community Youth Development (CYD) Program	5	AP	20,065	0%	0%	0		20,065
Muni CMG	Holy Cross Overhaul, Repair Heavy Equipment	36	AP	20,075	0%	0%	0		20,075
Muni CMG	Homer Animal Shelter	7-9	AP	52,500	0%	0%	0		52,500
Muni CMG	Homer Chamber of Commerce Visitor Information Center	7-9	AP	49,689	0%	0%	0		49,689
Muni CMG	Houston Upgrade and Blacktop Wasey Way Road	26-28	AP	25,398	0%	0%	0		25,398
Muni CMG	Huslia Gas & Oil Equipment and Materials	36	AP	25,000	0%	0%	0		25,000
Muni CMG	Hydaburg Water, Sewer, Garbage Equipment	5	AP	15,000	0%	0%	0		15,000
Muni CMG	Hydaburg City Building Improvements	5	AP	10,000	0%	0%	0		10,000
Muni CMG	Juneau Underground Fuel Storage Tanks	3-4	AP	76,000	0%	0%	0		76,000
Muni CMG	Juneau Essential Building Repairs	3-4	AP	171,000	0%	0%	0		171,000
Muni CMG	Juneau Deferred Building Maintenance	3-4	AP	264,000	0%	0%	0		264,000
Muni CMG	Kachemak Reconstruction of Tennis Courts	7-9	AP	25,000	0%	0%	0		25,000
Muni CMG	Kenai Community Hall Upgrade	5	AP	26,375	0%	0%	0		26,375
Muni CMG	Kaktovik Playground Equipment	37	AP	25,000	0%	0%	0		25,000
Muni CMG	Kaltag Head Start Facility Phase 5	36	AP	25,000	0%	0%	0		25,000
Muni CMG	Kasaan Equipment Maintenance Shop	5	AP	26,975	0%	0%	0		26,975
Muni CMG	Kenai Street Improvement Program	7-9	AP	144,390	0%	0%	0		144,390
Muni CMG	Kenai Peninsula Borough Boroughwide Road Improvement Projects	7-9	AP	497,690	0%	0%	0		497,690
Muni CMG	Ketchikan Road and Street Improvements	1	AP	181,098	0%	0%	0		181,098
Muni CMG	Ketchikan Gateway Borough Phase 1 Multi Purpose Maintenance Facility	1	AP	108,473	0%	0%	0		108,473
Muni CMG	Kiana Public Facility Buildings Renovation	37	AP	25,000	0%	0%	0		25,000

FY01 Governor Amended Capital Budget

Agency	Project Title	ED		Total Funding	% GF Req	Req Match	Sum General Group	Other Funds
		Num	Al/Ap					
Muni CMG	King Cove - Harbor House (Phase 2)	40	AP	25,000	0%	0%	0	25,000
Muni CMG	Kivalina Community Relocation Engineering and Design	37	AP	25,000	0%	0%	0	25,000
Muni CMG	Klawock Harbor Improvements	5	AP	32,665	0%	0%	0	32,665
Muni CMG	Kobuk Community Facilities and Equipment	37	AP	25,000	0%	0%	0	25,000
Muni CMG	Kodiak St. Paul Harbor Split (SPHS) Improvements	6	AP	140,000	0%	0%	0	140,000
Muni CMG	Kodiak Island Borough School Facilities Repair and Upgrade	6	AP	125,398	0%	0%	0	125,398
Muni CMG	Kotlik Honda and Cart Purchase	38	AP	10,000	0%	0%	0	10,000
Muni CMG	Kotlik Sidewalk Repair	38	AP	10,000	0%	0%	0	10,000
Muni CMG	Kotzebue Community Facilities and Equipment	37	AP	71,942	0%	0%	0	71,942
Muni CMG	Koyuk Equipment for Business Offices	38	AP	9,500	0%	0%	0	9,500
Muni CMG	Koyuk Heavy Equipment Repairs	38	AP	16,792	0%	0%	0	16,792
Muni CMG	Koyukuk Electricity Upgrade	36	AP	25,000	0%	0%	0	25,000
Muni CMG	Kupreanof Mapping of City	2	AP	15,000	0%	0%	0	15,000
Muni CMG	Kupreanof Environmentally Designed Plans for New Community Building	2	AP	10,000	0%	0%	0	10,000
Muni CMG	Kwethluk Solid Waste Recapitalization Project	39	AP	15,000	0%	0%	0	15,000
Muni CMG	Kwethluk Office Equipment	39	AP	10,000	0%	0%	0	10,000
Muni CMG	Lake and Peninsula Borough Ugashik Equipment Acquisition	40	AP	13,149	0%	0%	0	13,149
Muni CMG	Lake and Peninsula Borough Igiugig Landfill Access Project	40	AP	13,147	0%	0%	0	13,147
Muni CMG	Larsen Bay Water System Upgrade	6	AP	25,000	0%	0%	0	25,000
Muni CMG	Lower Kalskag Water and Sewer Repair	36	AP	10,000	0%	0%	0	10,000
Muni CMG	Manokotak Grader	39	AP	25,000	0%	0%	0	25,000
Muni CMG	Matanuska-Susitna Borough Big Lake Library	26-28	AP	793,282	0%	0%	0	793,282
Muni CMG	McGrath Water System Improvement	36	AP	25,000	0%	0%	0	25,000
Muni CMG	Metlakatla Community Recreation Area and Visitors Point of Interest Phase 2	5	AP	37,831	0%	0%	0	37,831
Muni CMG	Napaskiak Tractor Purchase	39	AP	25,000	0%	0%	0	25,000
Muni CMG	Nenana Fire Truck	36	AP	25,000	0%	0%	0	25,000
Muni CMG	New Stuyahok Heavy Equipment Repair	39	AP	25,000	0%	0%	0	25,000
Muni CMG	Nikolai Bulk Fuel Farm and Generator Upgrade	36	AP	25,000	0%	0%	0	25,000
Muni CMG	Nome Asphalt Repair Equipment	38	AP	63,500	0%	0%	0	63,500
Muni CMG	Nome Harbormaster Office	38	AP	10,000	0%	0%	0	10,000
Muni CMG	Nome Recreation Center Renovations	38	AP	15,200	0%	0%	0	15,200
Muni CMG	Nondalton New Dump Truck Purchase	40	AP	38,000	0%	0%	0	38,000

FY01 Governor Amended Capital Budget

Agency	Project Title	ED		Total Funding	% GF Req	Req Match	Sum General Group	0021-0 Repts	Other Funds
		Num	AI/Ap						
Muni CMG	Nondalton Road Work and Fencing at Dump	40	AP	12,200	0%	0%	0		12,200
Muni CMG	Noorvik Recreational Center Construction	37	AP	15,000	0%	0%	0		15,000
Muni CMG	Noorvik City Hall Renovation	37	AP	10,000	0%	0%	0		10,000
Muni CMG	North Pole Public Safety Dispatch Recording System	29-34	AP	16,380	0%	0%	0		16,380
Muni CMG	North Pole City Street Improvements	29-34	AP	23,390	0%	0%	0		23,390
Muni CMG	Nuiqsut Youth Center Renovation	37	AP	25,000	0%	0%	0		25,000
Muni CMG	Nulato City Building Upgrade	36	AP	25,000	0%	0%	0		25,000
Muni CMG	Nunapitchuk Washeteria Renovation-Water Improvements	39	AP	50,000	0%	0%	0		50,000
Muni CMG	Old Harbor Garbage Truck and Canisters	6	AP	25,079	0%	0%	0		25,079
Muni CMG	Ouzinkie Dump Truck Purchase	6	AP	25,000	0%	0%	0		25,000
Muni CMG	Palmer Fire Detection Systems for Public Safety Building and Library	26-28	AP	71,562	0%	0%	0		71,562
Muni CMG	Palmer Public Safety Building Upgrade	26-28	AP	61,200	0%	0%	0		61,200
Muni CMG	Palmer City Paving Projects	26-28	AP	72,724	0%	0%	0		72,724
Muni CMG	Pelican Work Float, Tour Dock Harbor Rejuvenation Project Phase 2 (Public Restroom)	5	AP	25,321	0%	0%	0		25,321
Muni CMG	Petersburg Small Boat Harbor Expansion and Renovation Project	2	AP	83,675	0%	0%	0		83,675
Muni CMG	Pilot Point Fuel Farm Upgrade	40	AP	25,000	0%	0%	0		25,000
Muni CMG	Platinum Electric Utility Upgrade	39	AP	56,372	0%	0%	0		56,372
Muni CMG	Point Hope Community Facilities and Equipment	37	AP	25,000	0%	0%	0		25,000
Muni CMG	Port Alexander Tract A Fire Shed	5	AP	10,000	0%	0%	0		10,000
Muni CMG	Port Alexander Continuing Upgrade and Repair of Waterline	5	AP	15,000	0%	0%	0		15,000
Muni CMG	Quinhagak Headstart Building Construction	39	AP	25,000	0%	0%	0		25,000
Muni CMG	Russian Mission Heavy Equipment Storage Completion	36	AP	15,000	0%	0%	0		15,000
Muni CMG	Sand Point Construction of Heavy Equipment Parking Pad Located at the New Public Works Bu	40	AP	25,000	0%	0%	0		25,000
Muni CMG	Saxman City Hall Foundation Restoration Phase 1	1	AP	25,000	0%	0%	0		25,000
Muni CMG	Seldovia City Buildings Roof and Furnace Repair	7-9	AP	26,255	0%	0%	0		26,255
Muni CMG	Seward City Hall Facilities and Equipment	7-9	AP	75,532	0%	0%	0		75,532
Muni CMG	Shageluk Youth Recreation Center	36	AP	25,000	0%	0%	0		25,000
Muni CMG	Shaktoolik Septic Tank Upgrade	38	AP	25,000	0%	0%	0		25,000
Muni CMG	Sheldon Point Water, Sewer	38	AP	25,000	0%	0%	0		25,000
Muni CMG	Shishmaref Community Facilities Upgrade	37	AP	26,255	0%	0%	0		26,255
Muni CMG	Shungnak Community Facilities and Equipment	37	AP	25,000	0%	0%	0		25,000
Muni CMG	Sitka Fire Hall Renovation and Upgrade	2	AP	178,687	0%	0%	0		178,687

FY01 Governor Amended Capital Budget

Agency	Project Title	ED		Total Funding	% GF Req	Req Match	Sum General Group	1002 Fed Rpts	Other Funds
		Num	AI/Ap						
Muni CMG	Skagway Harbor Seawall Reconstruction Design	5	AP	25,136	0%	0%	0		25,136
Muni CMG	Soldotna Campground and River Access Improvements	7-9	AP	103,000	0%	0%	0		103,000
Muni CMG	St. George Zapadni Bay Water Tank Restoration	40	AP	25,000	0%	0%	0		25,000
Muni CMG	St. Mary's Community Hall Furnishings and Renovation	38	AP	25,000	0%	0%	0		25,000
Muni CMG	St. Michael City Complex Renovation	38	AP	25,000	0%	0%	0		25,000
Muni CMG	St. Paul Lukanin Street Lights, East	40	AP	25,014	0%	0%	0		25,014
Muni CMG	Tanana Heavy Equipment Replacement	36	AP	25,000	0%	0%	0		25,000
Muni CMG	Tenakee Springs Harbor Shed, Office	5	AP	15,000	0%	0%	0		15,000
Muni CMG	Thorne Bay Paving Project	5	AP	25,001	0%	0%	0		25,001
Muni CMG	Togiak Dumpster Purchase	39	AP	25,000	0%	0%	0		25,000
Muni CMG	Toksook Bay Land Improvement (Potholes)	38	AP	25,000	0%	0%	0		25,000
Muni CMG	Unalaska Community Park	40	AP	102,677	0%	0%	0		102,677
Muni CMG	Valdez Old City Dock Fendering System	35	AP	102,489	0%	0%	0		102,489
Muni CMG	Wainwright TV Cable Upgrade	37	AP	25,000	0%	0%	0		25,000
Muni CMG	White Mountain Bulk Fuel Tank Farm Relocation	38	AP	26,265	0%	0%	0		26,265
Muni CMG	Whittier Consolidated Municipal Building	35	AP	25,000	0%	0%	0		25,000
Muni CMG	Wrangell Utilities Auxiliary Electrical Generator	2	AP	52,515	0%	0%	0		52,515
Muni CMG	Yakutat Public Facility Upgrade	5	AP	17,250	0%	0%	0		17,250
Uninc CMG	Akiachak Sanitation Disposal Project	39	AP	25,050	0%	0%	0		25,050
Uninc CMG	Atmoutluak Erosion Control	39	AP	25,002	0%	0%	0		25,002
Uninc CMG	Chalkyitsik Generator and Power Equipment Upgrade	36	AP	25,001	0%	0%	0		25,001
Uninc CMG	Chenega Bay Equipment Purchase	35	AP	31,500	0%	0%	0		31,500
Uninc CMG	Chenega Bay Community Center Improvements	35	AP	20,457	0%	0%	0		20,457
Uninc CMG	Chitina Community Health Clinic	36	AP	12,500	0%	0%	0		12,500
Uninc CMG	Chitina Community Teen Center and Equipment	36	AP	12,500	0%	0%	0		12,500
Uninc CMG	Circle Community Hall Renovation	36	AP	25,007	0%	0%	0		25,007
Uninc CMG	Copper Center Gymnasium Project	36	AP	25,000	0%	0%	0		25,000
Uninc CMG	Crooked Creek Erosion Repair	36	AP	25,002	0%	0%	0		25,002
Uninc CMG	Dot Lake Village Heavy Equipment Purchase	36	AP	62,840	0%	0%	0		62,840
Uninc CMG	Dry Creek Multipurpose Building Construction	36	AP	25,000	0%	0%	0		25,000
Uninc CMG	Eagle Village New Community Center Construction	36	AP	55,785	0%	0%	0		55,785
Uninc CMG	Edna Bay Road Upgrade	5	AP	25,002	0%	0%	0		25,002

**FY01 Governor Amended Capital Budget**

Agency	Project Title	ED		Total Funding	% GF Req	Req Match	Sum General Group	Other Funds
		Num	AI/Ap					
Uninc CMG	Elfin Cove Reconstruction of Fuel Dock Facilities	5	AP	25,000	0%	0%	0	25,000
Uninc CMG	Evansville Landfill Maintenance Building Completion	36	AP	25,001	0%	0%	0	25,001
Uninc CMG	Glennallen Bookmobile Carport and Cold Storage Lockers	35	AP	15,000	0%	0%	0	15,000
Uninc CMG	Glennallen Historic Building Renovation	35	AP	10,000	0%	0%	0	10,000
Uninc CMG	Gustavus Community Building and Land Acquisition	5	AP	14,700	0%	0%	0	14,700
Uninc CMG	Gustavus Community Equipment Needs	5	AP	10,300	0%	0%	0	10,300
Uninc CMG	Hollis Road Upgrade	5	AP	25,001	0%	0%	0	25,001
Uninc CMG	Hyder Water Plant Project	1	AP	25,001	0%	0%	0	25,001
Uninc CMG	Kasigluk Erosion Control	39	AP	25,002	0%	0%	0	25,002
Uninc CMG	Kenny Lake Community Improvements and Equipment Purchase	35	AP	15,000	0%	0%	0	15,000
Uninc CMG	Kipnuk Boardwalk Construction	39	AP	25,001	0%	0%	0	25,001
Uninc CMG	Koliganek Road Upgrade and Equipment Purchase	39	AP	25,001	0%	0%	0	25,001
Uninc CMG	Kwigillingok Heavy Equipment Repairs	39	AP	25,001	0%	0%	0	25,001
Uninc CMG	Lime Village Washeteria Upgrade	36	AP	10,000	0%	0%	0	10,000
Uninc CMG	Lime Village Electrification Upgrade	36	AP	15,000	0%	0%	0	15,000
Uninc CMG	Manley Hot Springs Multipurpose Facility	36	AP	25,361	0%	0%	0	25,361
Uninc CMG	McCarthy Design and Engineering of Fire House and Community Well	36	AP	25,000	0%	0%	0	25,000
Uninc CMG	Minto Community Hall	36	AP	25,000	0%	0%	0	25,000
Uninc CMG	Naukati Road Upgrade	5	AP	25,361	0%	0%	0	25,361
Uninc CMG	Newtok Boardwalk Improvements	38	AP	26,400	0%	0%	0	26,400
Uninc CMG	Northway Community Facilities and Equipment	36	AP	25,000	0%	0%	0	25,000
Uninc CMG	Point Baker Community Wide Potable Water System	5	AP	25,000	0%	0%	0	25,000
Uninc CMG	Paxson Community Storage Building	35	AP	10,000	0%	0%	0	10,000
Uninc CMG	Sleetmute Multipurpose Building Improvements	36	AP	25,000	0%	0%	0	25,000
Uninc CMG	Slana League Distance Learning and Medical Link	36	AP	25,000	0%	0%	0	25,000
Uninc CMG	Stevens Village Community Hall Interior Upgrade	36	AP	25,002	0%	0%	0	25,002
Uninc CMG	Stony River Heavy Equipment Purchase	36	AP	56,100	0%	0%	0	56,100
Uninc CMG	Tanacross New Community Hall Construction	36	AP	25,283	0%	0%	0	25,283
Uninc CMG	Tazlina Road Construction	35	AP	13,311	0%	0%	0	13,311
Uninc CMG	Tazlina Equipment Purchase	35	AP	13,000	0%	0%	0	13,000
Uninc CMG	Tetlin Road Improvement and Equipment Purchase	36	AP	25,000	0%	0%	0	25,000
Uninc CMG	Tok EMS Off Road Rescue and Transport Equipment	36	AP	28,350	0%	0%	0	28,350



•  
•  
•

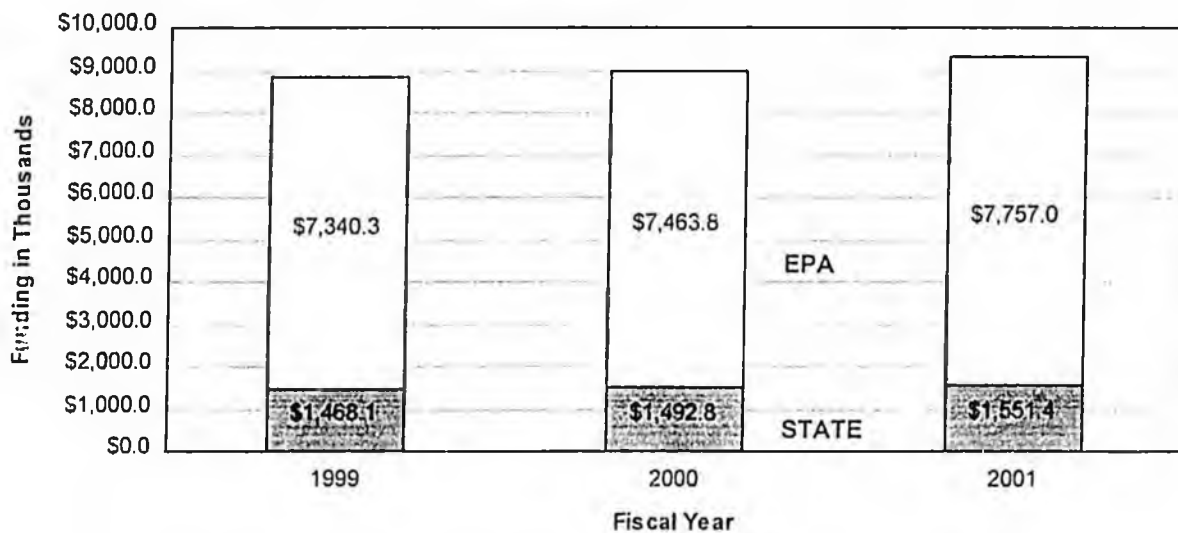
## Also of Note

- **Likely budget amendment to reflect USDA-RD funding in state capital budget**
- **SB 210 and HB 304 would provide bonding authority for the Drinking Water Loan Program and save the State \$1.5 million in FY 2002**

# Municipal Loan Program

Provides loans and engineering assistance to communities for drinking water and wastewater projects.

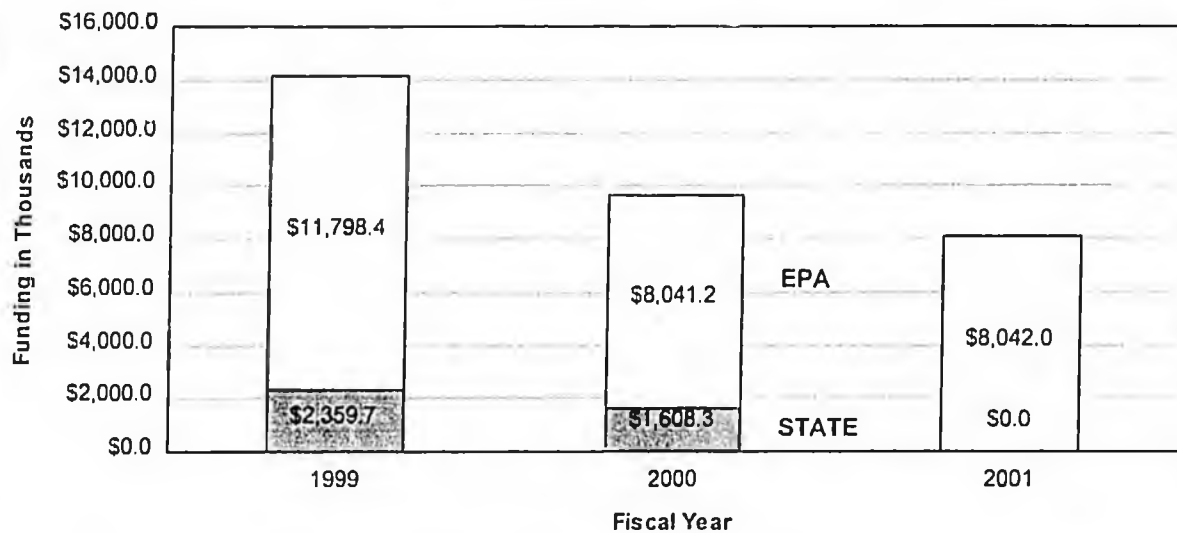
## Drinking Water Fund Capitalization



# Municipal Loan Program

Provides loans and engineering assistance to communities for drinking water and wastewater projects.

## Clean Water Fund Capitalization

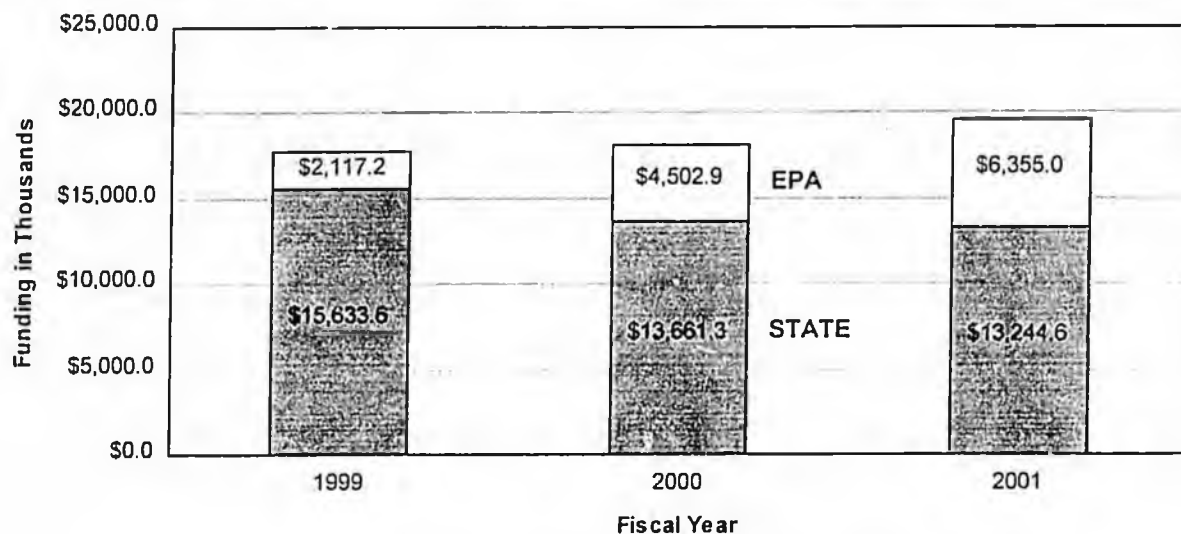


# Municipal Water, Sewerage & Solid Waste Grant Program

Provides partial grants and engineering assistance to communities for water, sewer and solid waste projects.

## Appropriations

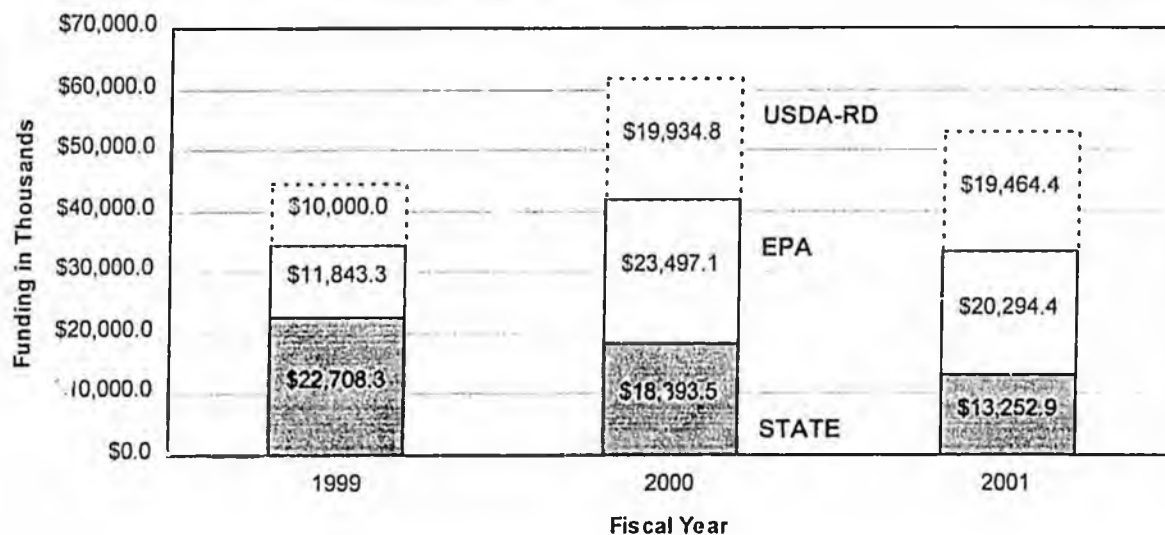
- Municipal Water, Sewer and Solid Waste Matching Grant Projects



# Village Safe Water Program

## Village Safe Water Feasibility Studies and Projects

- Village Safe Water Feasibility Studies
- Village Safe Water Projects with EPA Funding
- Village Safe Water Projects that Match USDA-RD Funds



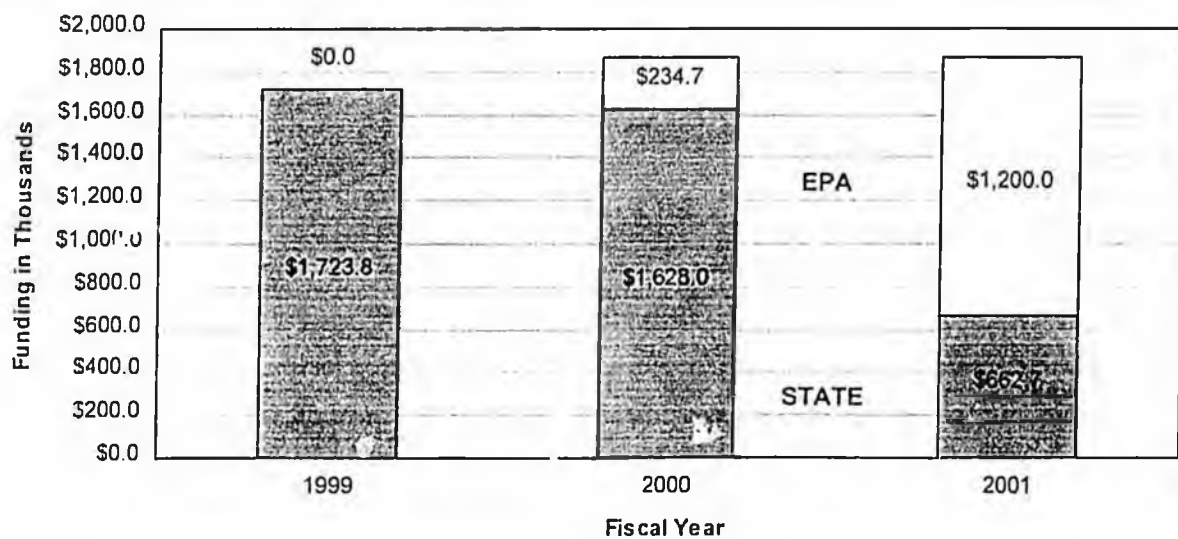
# Village Safe Water Program

Provides grants and engineering assistance to smallest communities for water, sewer and solid waste projects.

## Appropriations

- Village Safe Water Project Administration
- Village Safe Water Feasibility Studies
- Village Safe Water Projects with EPA Funding
- Village Safe Water Projects that Match USDA-RD Funds

## Village Safe Water Project Administration



# Appropriations

Appropriation	FY 1999			FY 2000			FY 2001		
	State	Federal	Total	State	Federal	Total	State	Federal	Total
VSW Project Administration	\$1,723.8 <sup>1</sup>	\$0.0	\$1,723.8	\$1,628.0 <sup>2</sup>	\$234.7	\$1,862.7	\$662.7	\$1,200.0	\$1,862.7
VSW Studies	\$902.7	\$902.7	\$1,805.4	\$1,382.7	\$2,765.4	\$4,148.1	\$835.6	\$2,506.7	\$3,342.3
VSW/EPA Match Projects	\$10,940.6	\$10,940.6	\$21,881.2	\$10,365.9	\$20,731.7	\$31,097.6	\$5,929.2	\$17,787.7	\$23,716.9
VSW/USDA-RD Match Projects	\$10,000.0	(see note)	\$10,000.0	\$6,644.9	(see note)	\$6,644.9	\$6,488.1	(see note)	\$6,488.1
VSW/No Match Projects	\$865.0	\$0.0	\$865.0	\$0.0	\$0.0	\$0.0	\$0.0	\$0.0	\$0.0
Municipal Water/Sewer Matching	\$15,633.6	\$2,117.2	\$17,750.8	\$13,661.3	\$4,502.9	\$18,164.2	\$13,244.6	\$6,355.0	\$19,599.6
Total	\$40,065.7	\$13,960.5	\$54,026.2	\$33,682.8	\$28,234.7	\$61,917.5	\$27,160.2	\$27,849.4	\$55,009.6
Clean Water Loan Fund	\$2,359.7	\$11,798.4	\$14,158.1	\$1,608.3	\$8,041.2	\$9,649.5	\$0.0	\$8,042.0	\$8,042.0
Drinking Water Loan Fund	\$1,468.1	\$7,340.3	\$8,808.4	\$1,492.8	\$7,463.8	\$8,956.6	\$1,551.4	\$7,757.0	\$9,308.4
Total	\$3,827.8	\$19,138.7	\$22,966.5	\$3,101.1	\$15,505.0	\$18,606.1	\$1,551.4	\$15,799.0	\$17,350.4

<sup>1</sup> Includes \$282.8 in prior year carry over.

<sup>2</sup> Includes \$112.7 in prior year carry over.

Note: USDA-RD funds are provided direct to communities and are not included in the state capital budget.

USDA-RD funding as follows	FY 99	\$10,000.0
	FY 00	\$19,334.8
	FY 01	\$19,464.4

# Changes from FY00

- **\$6.5 million (19%) decrease in state funding due primarily to new EPA grant match ratio**
- **\$1.5 million decrease (50%) in state funding due to bonding for Clean Water Loan Fund Match**
- **Compared to FY99:**
  - **\$15.2 million (35%) decrease from FY99 state funding level**
  - **\$10.3 million (16%) increase in total (state and fed) project funding**

# Mission and Means

## **Mission**

Provide financial and technical assistance to local governments for construction and operation of water, sewerage and solid waste projects.

## **Means**

Provide loans, grants and technical assistance to communities.

Develop training programs for and certify over 1,100 system operators.

Provide over-the-shoulder assistance to system operators in 150 communities.

## **Benefits**

Improved public health.

Positive economic impacts.

# Capital Budget Overview

**Alaska Department of Environmental Conservation  
Division of Facility Construction and Operation**

## **Fiscal Year 2001 Governor's Proposed Capital Budget**

**House Finance Committee  
March 30, 2000**

DRAFT!!! DRAFT!!!

DRAFT!!! DRAFT!!!

Department of Transportation and Public Facilities			
FY00 Capital Budget - Harbors Transfer Program			
		Priority	Amount
	Juneau (Auke Bay, Aurora, Harris, Douglas, Taku Harbor)		4,900.0
	Valdez		1,500.0
	Whittier		1,750.0
	Seldovia		1,400.0
	Tota Requests		9,550.0



# City and Borough of Sitka

100 Lincoln Street • Sitka, Alaska 99835

---

RECEIVED

MAR 20 2000

DOT & PF Commissioner

March 16, 2000


Commissioner Joe Perkins  
3132 Channel Dr.  
Juneau, AK 99801-7898

Dear Commissioner Perkins:

I am happy to inform you the Assembly for the City and Borough of Sitka unanimously approved Resolution Number 00-763 on Tuesday evening, March 14th, 2000, addressing takeover of the state owned harbors (Crescent Harbor, Sealing Cove Harbor, and Thomsen Harbor) located in the Sitka Harbor System. A copy of that resolution is enclosed with this letter.

The resolution calls for takeover of the state owned harbors in the Sitka Harbor System for the agreed amount of \$4,038,905 less administrative costs. Of course I realize this is all tied to the passage of HB 281 by the voters in the upcoming November elections. My understanding is this action by the Assembly for the City and Borough of Sitka should now put us in line for those funds when they become available.

Respectfully,



Gary Paxton  
City Administrator

CITY AND BOROUGH OF SITKA  
RESOLUTION NO. 00-763

A RESOLUTION OF THE ASSEMBLY OF THE CITY AND BOROUGH OF SITKA, ALASKA SUPPORTING HB 281 AND TAKEOVER OF THE REMAINING STATE OWNED HARBORS (CRESCENT HARBOR, SEALING COVE HARBOR, AND THOMSEN HARBOR) LOCATED IN THE SITKA HARBOR SYSTEM BY THE CITY AND BOROUGH OF SITKA

WHEREAS, HB 281 is "An Act providing for the issuance of general obligation bonds in the amount of \$665,000,000 for the purposes of paying the cost of design, construction, and renovation of public elementary and secondary schools, renovation of state buildings, capital improvements at the University of Alaska, and capital improvements to state harbors; and providing for an effective date."

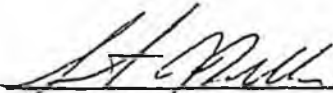
WHEREAS, The amount of \$35,000,000 is appropriated from the Build Alaska Fund to the Department of Transportation and Public Facilities for the purpose of upgrading harbor facilities, and

WHEREAS, Funds appropriated under this section shall be made available by the Commissioner of Transportation and Public Facilities.

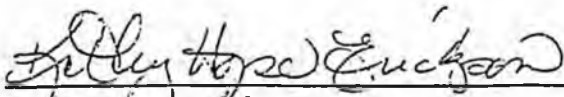
WHEREAS, The City and Borough of Sitka has agreed to takeover of the State of Alaska owned harbors, namely Crescent Harbor, Sealing Cove Harbor, and Thomsen Harbor, for the agreed amount of \$4,038,905 to fund major upgrades of these harbors if this funding becomes available.

NOW, THEREFORE, BE IT RESOLVED that the Assembly of the City and Borough of Sitka, Alaska, supports House Bill 281, now in the Alaska State Legislature, and urges the Alaska State Legislature to pass this legislation for the issuance of general obligation bonds, which would provide the funding for the purpose of paying for the needed capital improvements to state harbors located in the Sitka Harbor System.

PASSED AND APPROVED by the Assembly of the City and Borough of Sitka, Alaska , on this 14<sup>th</sup> day of March, 2000.

  
\_\_\_\_\_  
Stan Filler, Mayor

ATTEST:

  
\_\_\_\_\_  
Kathy Hope Erickson  
Municipal Clerk

## Department of Transportation and Public Facilities

### FY01 Capital Budget Amendment AIR-21 Additional AIP Project Authority

	Additions to Budget		
	Federal	IARF	GF
Kokhanok Resurf & Lighting	\$ 2,500,000	\$	\$
Sitka Property Acquisition & Obstruction Removal	9,655,000		
Kotzebue Apron/Terminal Area Rehab.	2,620,000		
Sitka Runway 11 Approach Surface Obstruction Removal	50,000		
Sitka Perimeter Security Improvements	250,000		
Ketchikan Airport West Taxiway Construction	8,000,000		
Haines Airport Master Plan	300,000		
Aniak Airport Master Plan	450,000		
Homer Airport Master Plan	450,000		
Cold Bay Generator Building Replacement	300,000		
Talkeetna Airport Improvement - Stage 2	2,000,000		
Kivalina Airport Resurfacing	1,000,000		
Birchwood Airport Master Plan	450,000		
Girdwood Airport Master Plan	450,000		
* Wales Snow Removal Equip. Bldg. Rehab. & Snow Fence Repair	215,000		
* Nightmute Airport Reconstruction	700,000		
* Various Airport Runway Signing	40,000		
Dillingham Airport Master Plan Update	450,000		
* Yakutat Seaplane Float	600,000		
Anchorage Int'l Airport - Airfield Reconstruction	3,600,000	400,000	
Anchorage Int'l Airport - North/South Parallel Taxiways	12,150,000	1,350,000	
Anchorage Int'l Airport - General Aviation Improvements	1,100,000	200,000	
Fairbanks Int'l Airport - Maintenance Facility		<del>750,000</del> 29,400.	
* State Match of Federal-Aid Aviation			2,200,000
TOTAL	\$ 47,330,000	\$ 2,700,000	\$ 2,200,000

.....  
\* Additional authority to be added to existing request

1.

# Food Safety Laboratory

State of Alaska  
Department of Environmental Conservation  
Division of Environmental Health

## What The Food Safety Lab Does

- Conducts product and water sampling required by the National Shellfish Sanitation Program (NSSP) so that bivalve shellfish can be commercially marketed.
- Routinely tests commercial bivalve shellfish for marine toxins responsible for paralytic shellfish poisoning and domoic acid poisoning.
- Evaluates and randomly samples finfish for parasites and chemical and bacterial contaminants.
- Conducts on-site evaluations of, and certifies drinking water laboratories and water system operators for bacteriological monitoring as required by SDWA.
- Works with commercial industries to develop safe, ready-to-eat, shelf-stable food products by working with them to make sure the water activity, water phase salt, and salt moisture of their products are within acceptable levels.
- Evaluates raw and finished dairy products for bacterial contamination, antibiotics, butter fat content, and effectiveness of pasteurization.
- Performs animal testing to maintain USDA brucellosis- and TB-free certification, which is required for interstate and international shipment of cattle.
- Tests for equine infectious anemia in horses intended for interstate shipment or that will be entered in state fairs or other special events.



**Our lease cannot be extended and an adequate, cost-effective replacement is not available**

## What's Happening

The State's Food Safety Laboratory has resided at its present location in Palmer for over **thirty years** with only minor renovations or upgrades. The lease expires December 2000 and under the State Procurement code, we **cannot extend it**. Also, the structure is outdated and does not meet current building codes. The Department of Administration will allow us to continue leasing the current facility on a short-term basis only if we are in the process of obtaining new space. That means by August, we need to be actively seeking a new facility, either one that will be state-owned or one that will be leased.

We want to do our part to **lessen the costs of government** and provide long term savings. Under a capital project approved two years ago, the Alaska Department of Environmental Conservation has worked with DOT and a private consultant to determine the best option for replacing the Food Safety Laboratory. Our independent feasibility study shows that building a state owned laboratory would cost less than renovating rented or pre-existing facilities.

# Owning Makes More Sense Than Leasing

## 1. It's cheaper

(see graph below)

By constructing our own building, savings are immediately realized. With construction costs spread out over 20 years, the State would have lower annual loan payments than lease payments. This is primarily because private developers typically try to recover their investment within the first 10 years whereas the State would take 20 years to pay off the debt. Also, private developers would have a larger investment than the State due to higher borrowing rates. But, the most significant cost savings would occur after loan payments end. Lease payments would continue.

## 2. No one else does what we do

### PSP

No commercial or private laboratory in the United States tests food products for PSP. US FDA does not certify commercial laboratories for PSP testing. In addition, PSP contains a toxin that has potential to be used as a **biological weapon** and its possession is highly regulated. Other factors also discourage private industry from PSP testing, such as the sporadic - often seasonal - need for testing, use of live animals, and high start-up costs.

### Dairy Product Evaluation

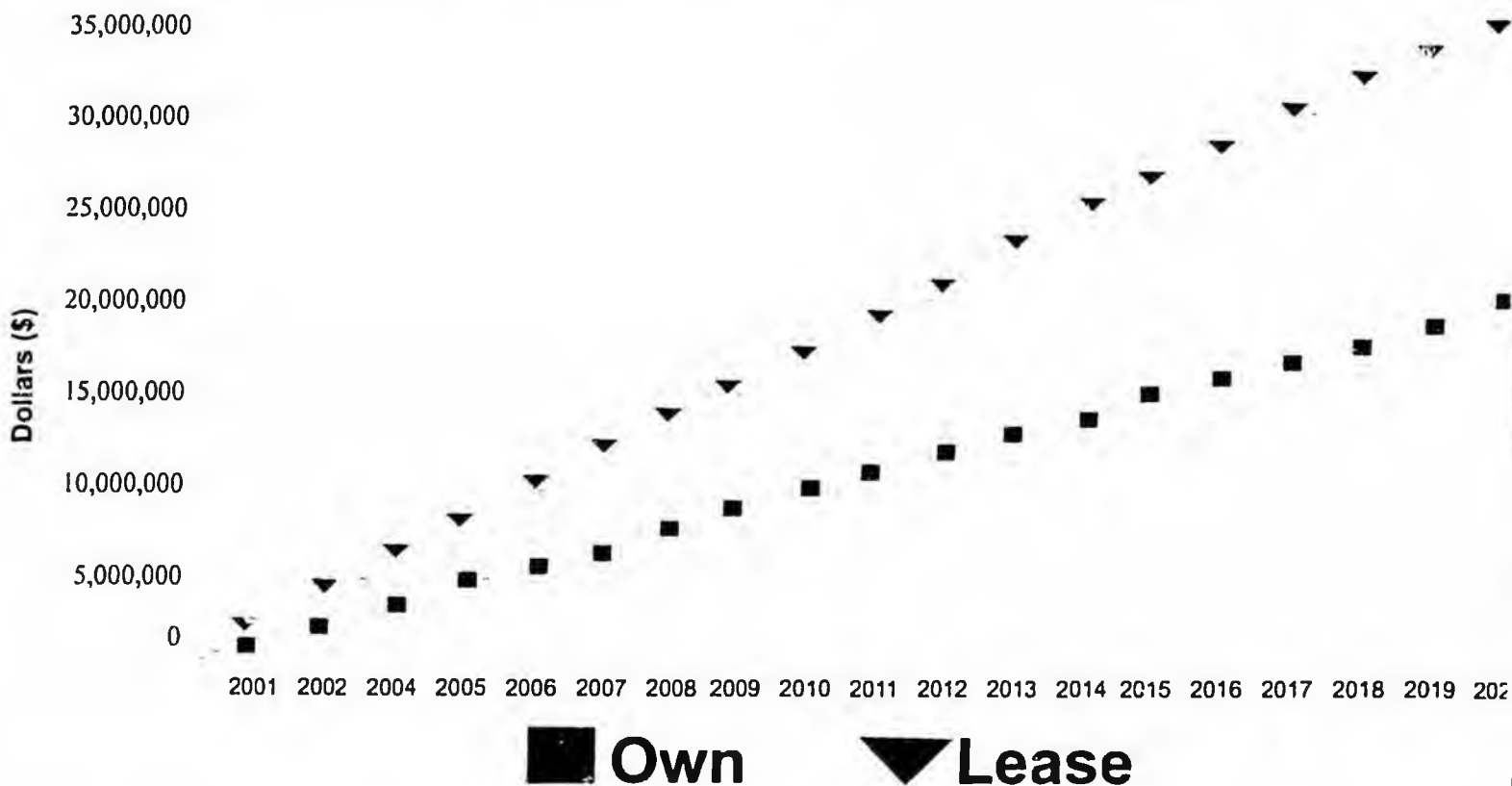
The Food Safety lab is the only lab in the Alaska permitted by FDA to evaluate commercial dairy products. This enables dairy processors to comply with the testing requirements of the US Pasteurized Milk Ordinance, making their products eligible for sale to the military and public schools.

### Approve Commercial Labs to Test Drinking Water

Under the federal Safe Drinking Water Act, private laboratories that test public water supplies must be certified by state governments. The Food Safety Lab performs this service for those private labs that test for microbiological contaminants.

As Alaska has grown, so has the demand for our services. The samples received have increased from 600 in 1966 to over 10,000 in 1999.

## Cummulative Cost (No Discounting) - 20 Year Horizon



## Food Safety Laboratory (Including Equipment)

Cost of Owning vs. Leasing - 20 Year Horizon

Fiscal Year	New Build to Suit - State Owned			New Build to Suit - Leased		
	Principal + Lump Sum	Interest (1)	Total Capital Cost	Principal + Lump Sum	Interest (2)	Total Capital Cost
2001	340,739	653,455	994,194	763,546	1,128,695	1,892,241
2002	359,480	634,714	994,194	836,083	1,056,158	1,892,241
2003	379,251	614,943	994,194	915,511	976,730	1,892,241
2004	400,110	594,084	994,194	1,002,484	889,757	1,892,241
2005	422,116	572,078	994,194	1,097,720	794,521	1,892,241
2006	445,332	548,862	994,194	1,202,004	690,237	1,892,241
2007	469,826	524,368	994,194	1,316,194	576,047	1,892,241
2008	495,666	498,528	994,194	1,441,233	451,008	1,892,241
2009	522,928	471,266	994,194	1,578,150	314,091	1,892,241
2010	551,689	442,505	994,194	1,728,074	164,167	1,892,241
2011	582,032	412,162	994,194	1,419,181	0	1,419,181
2012	614,043	380,151	994,194	1,419,181	0	1,419,181
2013	647,816	346,378	994,194	1,419,181	0	1,419,181
2014	683,446	310,748	994,194	1,419,181	0	1,419,181
2015	721,035	273,159	994,194	1,419,181	0	1,419,181
2017	760,692	233,502	994,194	1,419,181	0	1,419,181
2018	802,530	191,664	994,194	1,419,181	0	1,419,181
2019	846,669	147,525	994,194	1,419,181	0	1,419,181
2020	893,236	100,958	994,194	1,419,181	0	1,419,181
2021	942,364	51,830	994,194	1,419,181	0	1,419,181
<b>TOTALS</b>	<b>11,881,000</b>	<b>8,002,882</b>	<b>19,883,882</b>	<b>26,072,809</b>	<b>7,041,411</b>	<b>33,114,220</b>

1. State owned project financed with bonds at 5.5 % annual interest rate

2. Leased arrangement financed with bank loan or combination bank and AIDEA package with 9.5 % annual interest rate

Assumptions:

Private developer must repay debt within 10 years

Private developer will require lease payments during yrs 11-20 that are 75% of payments for yrs 1-10

The state could own the leased facility at the end of the 20-year horizon

# What We've Done So Far

- Realizing our lease would be ending soon, we hired an independent contractor to study options for relocation of the Food Safety Laboratory. The State appropriated 145.7 in FY99 for this project.
- The feasibility study included conceptual design, general layout, equipment requirements, cost estimates, and lease vs. build evaluation.
- The study was further refined in FY01, confirming that a build-to-suit state-owned facility was the most economical option.
- An extensive evaluation of state-owned property and comparable alternatives was performed, and a state-owned parcel in Anchorage selected.
- Property transfer agreement meetings have been conducted with the Department of Military and Veterans Affairs (DMVA), Department of Natural Resources (DNR), and Department of Transportation and Public Facilities (DOT/PF). Formal letters of agreement and property transfer are being developed.
- Department of Transportation and Public Facilities (DOT/PF) has completed a project budget and project schedule.
- Preliminary planning sessions have been conducted with the Municipality of Anchorage and the Corps of Engineers.

Cheapest option is to build

Have found property meeting our criteria

DOT/PF has completed a budget and project schedule

## Future Steps

### Planning Phase

The \$240,000 requested in the FY01 capital budget will allow the Department to contract programming and site planning services which would complete the planning phase.

The planning phase will include:

- Evaluation of activity areas
- Determine building utility and equipment requirements
- Develop basic floor plan
- Define construction materials
- Perform site analysis
- Create site plan
- Refine estimate
- Develop partial bid specification
- Build a detailed project schedule

Need 240K in FY01 for the planning phase

### Design and Construction Phase

In FY02 the Department would seek legislative authority to obtain financing for design and construction.

Separating planning from design and construction we're spreading costs across two fiscal years. Also, depending on the financing method used, time allowed for construction may be limited. Separating planning from the design and construction phase better utilizes the finance time limit for construction activities.

Would seek approval for design and construction in FY02

With financing secured and contractors selected, construction would begin with move-in estimated by 2004.

## Owning Makes More Sense Than Leasing Continued

### 3. Lab activities are needed on a long-term basis

*Continued access to national and international markets for Alaska's seafood products, especially shellfish.*

Over 50% of all seafood processed in the US comes from Alaskan waters. The shellfish industry is a growing, integral part of Alaska's diverse economy. The Food Laboratory helps ensure these products meet federal food safety standards and in doing so, supports one of the largest industries in Alaska.

In the last five years, the Food Safety Lab has found Listeria monocytogenes 21 times and Staphylococcus aureus 11 times in food products from Alaska destined for consumers worldwide. The lab has also intercepted contaminated food products such as mussels containing PSP, milk with antibiotics, and meat with Trichinosis. Because of this detection, bacterial hazards were eliminated, the general public protected, and the reputation of Alaska food products protected.

*Continued eligibility for military and school contracts for dairy processors.*

To bid on military and school contracts, dairy processors need to be on the Interstate Milk Shippers List. Food Safety Lab staff routinely evaluate Alaska's 10 milk producers and 2 processors to make sure they meet the Pasteurized Milk Ordinance (PMO) requirements. If PMO criteria were not reviewed by approved food safety lab staff, Alaskan dairy businesses market options would be extremely limited.

*Certifies private/commercial labs so EPA will accept their analysis of public water system samples.*

The Lab supports private laboratories by certifying their capacity to test drinking water sources. Thirty-three laboratories, all located in the state, are certified by the Food Safety Lab for microbiological analysis of drinking water as required by the federal Safe Drinking Water Act. By having certified laboratories to test their water supplies, the public can be sure that the test results are accurate.

### 4. Laboratory facilities are complex with equipment built into the structure.

Because of the highly specialized needs of a lab facility, private developers do not build them without a pre-existing contract. Thus, there is no "lab" space on the rental market.

**Alaska's lab has detected pathogenic bacteria, zoonotic diseases, marine toxins and parasites in Alaska-made food products.**

## Customers of the Food Safety Laboratory

Shellfish Growers &  
Seafood Processors

Dairy Farmers/Processors

Private Labs

Private/Commercial Horse &  
Cattle Owners

**Food Safety**

National/International Markets

Military/School Contracts

Public Water Systems

Interstate Shipping

**Laboratory**

Municipalities

State Veterinarian

Epidemiology

## Questions and Answers

### Why now?

We've been in the same building, which was previously a grocery store, for 30 years. We have paid for the building several times over. Our lease expires December 2000 and we cannot obtain another long-term lease.

### Why build instead of lease or buy?

We heavily researched this option. No building in Anchorage or Mat-Su would meet our needs without extensive renovation. Labs require highly specialized work environments that must be incorporated into the design of the structure. Not only do labs have equipment such as incubators and walk-in freezers, they also have specific structural needs such as expanded



ventilation systems and vibration free areas. Because of this, it would be very expensive to renovate an existing building. But more importantly, we want to save state money by owning instead of leasing.

### Why not privatize?

There are no commercial/private PSP/Marine toxin labs in the US. FDA will not approve a private lab for these tests.

### Co-Location with new Public Health Lab?

They can't add on to their new facility since it is surrounded by wetlands or utility easements.

### Where?

We've been working with the Department of Transportation and Public Facilities to determine what appropriate sites are available. We needed a site that:

- Had ability to receive specimens as quickly as possible;
- Had access to roads and public utilities;
- Was state-owned;
- Was close to the Public Health Lab;
- Did not have excessive vibration, dust and electromagnetic interference.

Based on these criteria we've selected an undeveloped parcel, approximately 5 acres, behind the National Guard facility on the southern side of Tudor Road in Anchorage. The majority of the site is up-land - not wetland - and very close to the new Public Health Lab.

- No other lab in Alaska tests for PSP.
- FDA will accept PSP results only from a State lab.
- To be sold in international markets, Alaska's food products must be tested for compliance with federal food standards.
- Alaska is the largest wild salmon producer in world.
- The shellfish industry depends on the Food Safety Lab to quickly test for marine toxins so they can sell their products in interstate commerce.
- The Food lab is the only lab in the state that is permitted by FDA to evaluate dairy products.



## Hutchison Career Center Capital Project

### Purpose of Project:

- To create an Interior Region Vocational-Technical Center to offer advanced and specialized vocational/technical training for approximately 470 full-time and 190 part-time FNSBSD students and 550 UAF-Tanana Valley Campus students a year.
- This partnership between UAF-Tanana Valley Campus, the FNSB School District, and FNS Borough will allow students to start their technical training in high school and move into post-secondary 1-2 year certificate or associate degree programs.
- The appropriations will be used to:
  - Modernize programs with structural, mechanical, and electrical upgrades.
  - Construct new space for an auto shop, multiple-use shops, culinary arts classes, and one additional classroom.
  - Purchase and install technology equipment throughout the facility.

---

**Total Project Cost:** **\$23.6 Million**

**Funding from UA:** **\$9.6 Million (41%)**

- Funds received in FY99: \$1.6 Million
- Funds received in FY00: \$3.0 Million

**FY01 Request: \$5 Million**

**Funding from Borough Bond Package:** **\$14 Million (59%)**

- State Share: \$9.8 Million (41.5%)
- Borough Share: \$4.2 Million (17.5%)

- The Fairbanks North Star Borough Assembly voted unanimously to include it as part of a \$57 million school bond proposal.
- Residents will vote on the bond issue during a special election on May 2.

# UAF FACT SHEET

UNIVERSITY OF ALASKA FAIRBANKS

## Hutchison Career Center

- The renovation and expansion of the Hutchison Career Center is a partnership project of the Fairbanks North Star Borough School District and the UAF Tanana Valley Campus.
- TVC and the local school district have already developed seven Tech-Prep and school-to-work programs to provide job training for Interior Alaska high school students who are on a vocational career track.
- A \$1.6 million legislative appropriation for the joint planning and design of the project has been received. A plan that meets the educational specifications and concept design for a jointly used and technologically current vocational education facility has been developed.
- Critical space needs for TVC will be met with construction of over 13,500 net usable square footage consisting of a new automotive technology shop, a multipurpose shop for process technology training, and an electronics lab.
- The upgrade of the existing vocational space will also include an extensive culinary space renovation and expansion, renovation of the administrative area, and a pro rata share of both the infrastructure improvements and the deferred maintenance scope of work.
- UAF received a \$3 million state appropriation in 1999 and is requesting a \$5 million appropriation this year to complete the construction. The project is UAF's top capital budget priority for FY01.
- The Fairbanks North Star Borough anticipates a \$14 million bond election to allow bonding for its project costs.
- The project is scheduled to enter into the schematic design after the State of Alaska, Department of Education and Early Development approves the educational specifications and the selected concept design. The design of this project is expected to take a year with the construction of the project taking another 18 - 24 months.
- Recognizing that 60 percent of the jobs in Alaska today require post secondary vocational-technical education, the Hutchison project has enormous support from the business community and public.
- Alaska Gov. Tony Knowles supports the project by saying:  
*"This much needed facility will be used to prepare workers for the high tech construction, logistics, transportation and oil and mining jobs of the 21st century. As our economy grows, let's make sure educated and trained Alaskans fill those jobs."*  
-State of the State address, Jan. 12, 2000

Contact: Jake Poole, Tanana Valley Campus  
Interim Director, 907-474-7400.

**UAF** University of Alaska Fairbanks  
Alaska's Land, Sea and Space Grant Institution

The University of Alaska Fairbanks is accredited by the Commission on Colleges of the Northwest Association of Colleges and Schools. UAF is an AA/EEO employer and educational institution.  
University Relations  
1/00

3/30/00

GO

Bond

Discuss.

**HFIN**

**FILE**

Mike Dalessi  
Vice President - Investments  
Branch Manager

907-586-6000  
800-478-0600

George W. Leung  
Director  
Public Finance Department

212-723-5138

Timothy A. Rattigan  
Director  
Public Finance Department

206-628-4955



## SALOMON SMITH BARNEY

A member of citigroup.  
SALOMON SMITH BARNEY INC.  
Two Union Square  
601 Union Street, Suite 3400  
Seattle, WA 98101  
FAX 206-628-4959  
E-mail [timothy.a.rattigan@smb.com](mailto:timothy.a.rattigan@smb.com)

**SALOMON SMITH BARNEY**  
A member of Citigroup

General  
Obligation  
Bonds  
1/27/00

*Presentation to*

---

AT THE PRINT SHOP

H. Fin 1997 - 2000

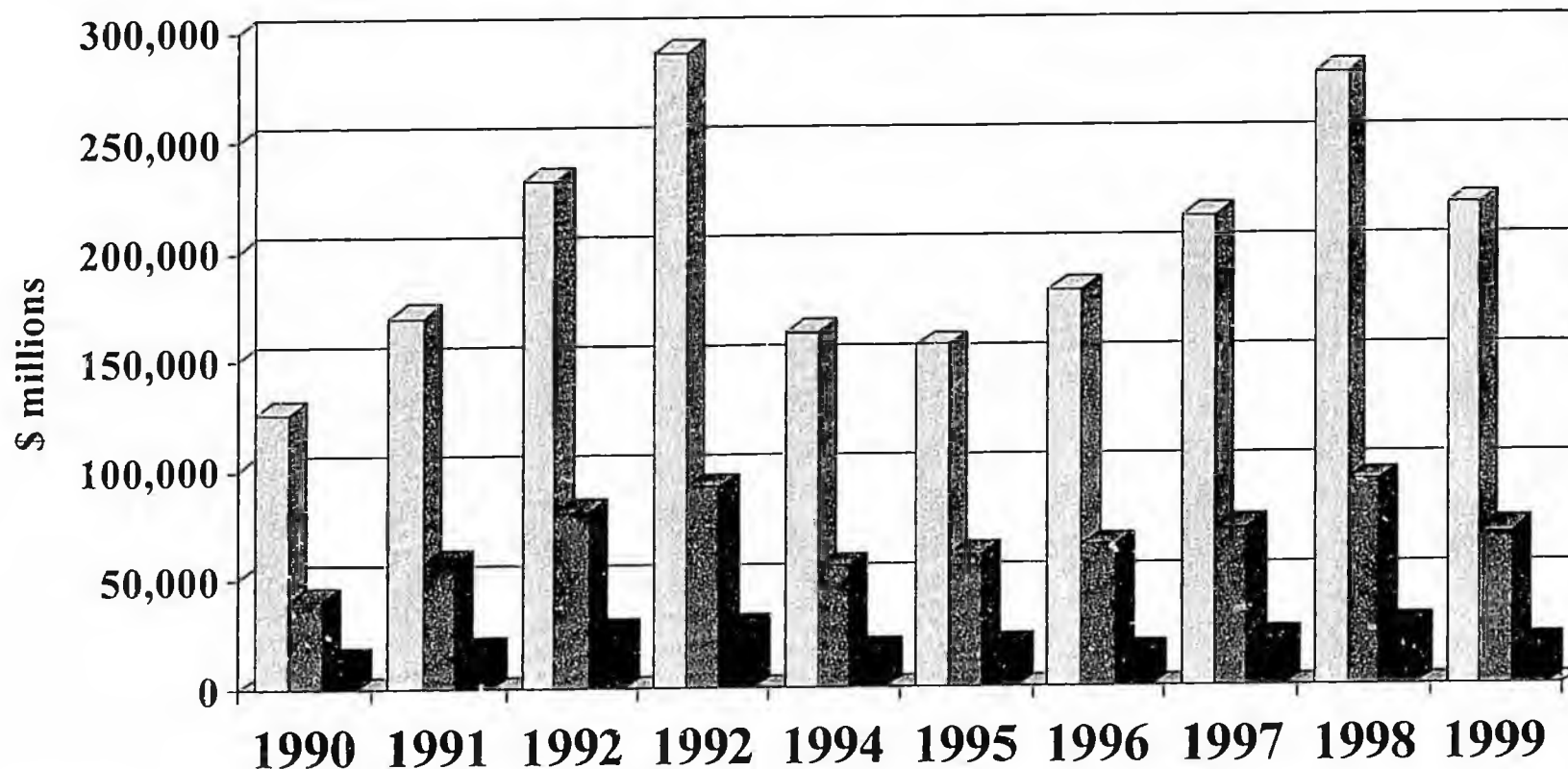
**House Finance Committee  
State of Alaska Twenty-First Legislature**

General Obligation Bond Financing

---

January 26, 2000

# Overview of the Municipal Bond Market



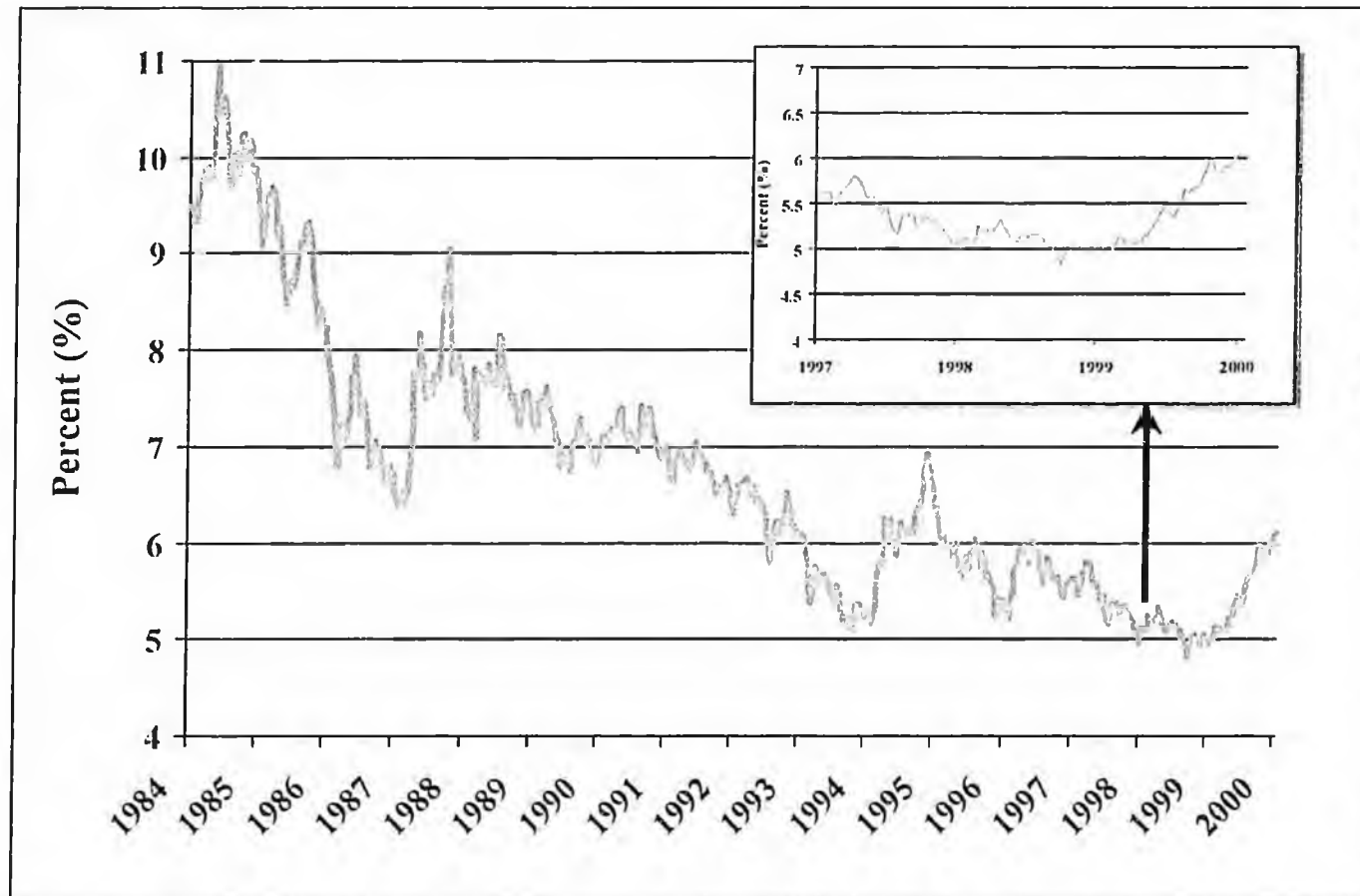
Overall Municipal Volume
  G.O. Bond Volume
  State Issued G.O. Bond Volume

Average Annual Volume: \$203.0 billion  
 Average Annual G.O. Bond Volume: \$68.4 billion  
 Average Annual State G.O. Bond Volume: \$19.9 billion

**SALOMON SMITH BARNEY**  
 A member of Citigroup

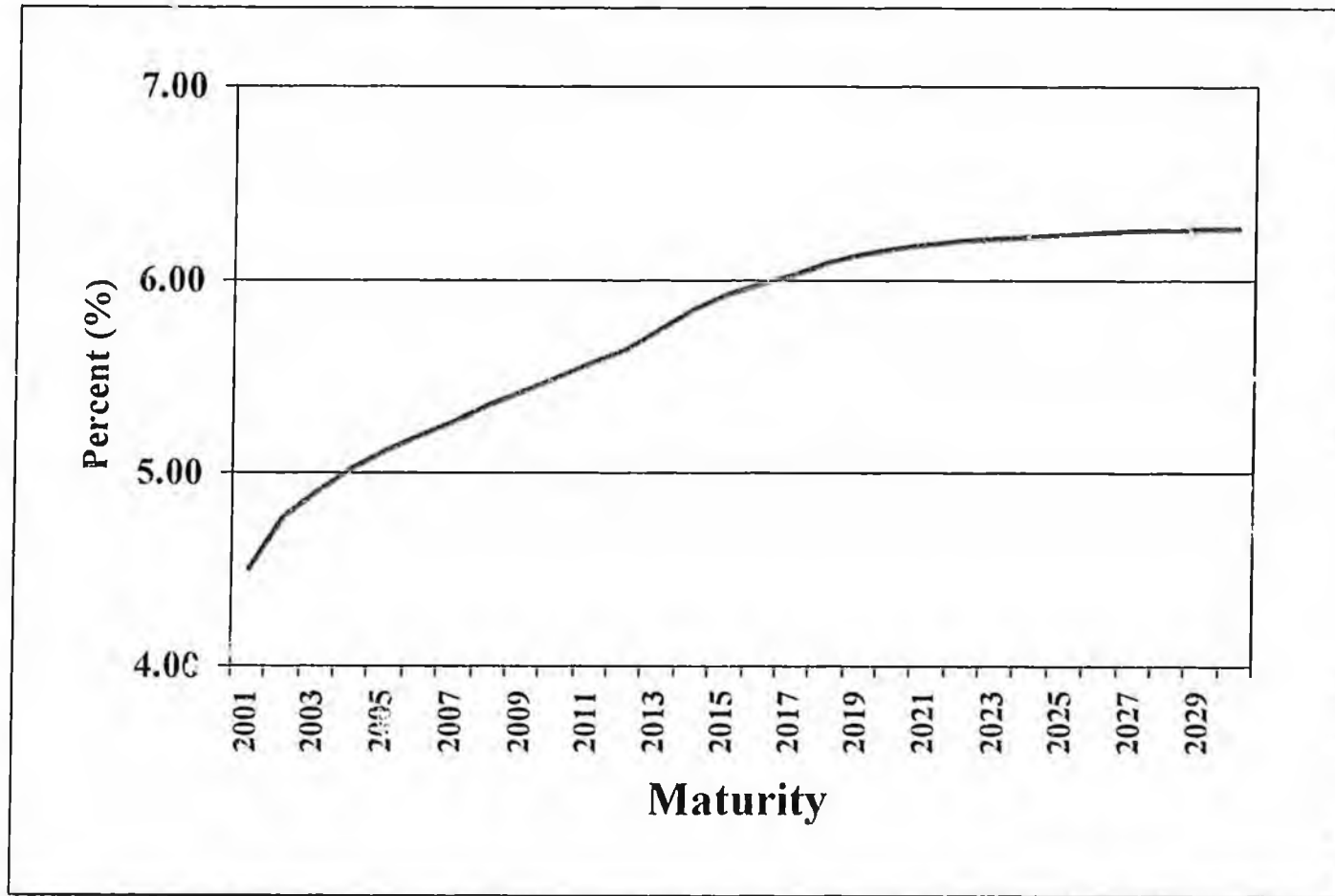
# Historical Municipal Market Interest Rates

Bond Buyer General Obligation Bond Index  
1984 to Present



# Indicative Interest Rates for Alaska G.O. Bonds

(As of January 24, 2000)



## Total Net Tax-Supported Debt (\$ millions)

1	New York	\$36,097	17	Hawaii	\$3,418	34	Oregon	\$921
2	California	\$22,181	18	Kentucky	\$2,980	35	New Mexico	\$859
3	Massachusetts	\$14,974	19	Minnesota	\$2,480	36	Oklahoma	\$815
4	New Jersey	\$13,469	20	Louisiana	\$2,309	37	Nevada	\$796
5	Florida	\$12,872	21	Mississippi	\$2,158	38	New Hampshire	\$735
6	Connecticut	\$10,251	22	North Carolina	\$2,059	39	Vermont	\$563
7	Illinois	\$8,710	23	Arizona	\$1,769	40	Maine	\$520
8	Ohio	\$7,270	24	Rhode Island	\$1,651	41	Arkansas	\$317
9	Pennsylvania	\$6,977	25	Utah	\$1,481	42	Iowa	\$303
10	Washington	\$6,744	26	Alabama	\$1,378	43	Montana	\$290
11	Texas	\$5,847	27	Missouri	\$1,265	44	South Dakota	\$237
12	Georgia	\$5,188	28	Indiana	\$1,257	45	Wyoming	\$112
13	Maryland	\$4,892	29	Kansas	\$1,239	46	Idaho	\$102
14	Michigan	\$4,261	30	South Carolina	\$1,230	47	North Dakota	\$83
15	Virginia	\$3,505	31	Delaware	\$1,176	48	Alaska	\$54
16	Wisconsin	\$3,499	32	Tennessee	\$1,162	49	Colorado	\$44
			33	West Virginia	\$1,146	50	Nebraska	\$40

## Net Tax-Supported Debt per Capita

1	Connecticut	\$3,131	17	California	\$679	34	South Carolina	\$321
2	Hawaii	\$2,865	18	Wisconsin	\$670	35	Alabama	\$317
3	Massachusetts	\$2,436	19	Ohio	\$649	36	Texas	\$296
4	New York	\$1,986	20	West Virginia	\$633	37	Oregon	\$281
5	Rhode Island	\$1,670	21	New Hampshire	\$620	38	North Carolina	\$273
6	New Jersey	\$1,660	22	Pennsylvania	\$581	39	Oklahoma	\$243
7	Delaware	\$1,581	23	Louisiana	\$528	40	Missouri	\$233
8	Washington	\$1,185	24	Minnesota	\$525	41	Wyoming	\$232
9	Maryland	\$953	25	Virginia	\$516	42	Tennessee	\$214
10	Vermont	\$953	26	New Mexico	\$495	43	Indiana	\$213
11	Florida	\$863	27	Kansas	\$471	44	North Dakota	\$130
12	Mississippi	\$785	28	Nevada	\$456	45	Arkansas	\$125
13	Kentucky	\$757	29	Michigan	\$434	46	Iowa	\$105
14	Illinois	\$723	30	Maine	\$418	47	Alaska	\$88
15	Utah	\$705	31	Arizona	\$388	48	Idaho	\$83
16	Georgia	\$679	32	Montana	\$329	49	Nebraska	\$24
			33	South Dakota	\$322	50	Colorado	\$11

Mean: \$697

Median: \$505

## Net Tax-Supported Debt as a % of 1997 Personal Income

1	Hawaii	11.2%	17	Wisconsin	2.8%	34	Alabama	1.5%
2	Connecticut	8.7%	18	Ohio	2.7%	35	South Dakota	1.5%
3	Massachusetts	7.8%	19	California	2.6%	36	Texas	1.3%
4	New York	6.6%	20	Illinois	2.6%	37	Oklahoma	1.2%
5	Rhode Island	6.5%	21	Louisiana	2.6%	38	North Carolina	1.2%
6	Delaware	5.7%	22	New Mexico	2.6%	39	Oregon	1.2%
7	New Jersey	5.2%	23	Pennsylvania	2.3%	40	Wyoming	1.0%
8	Washington	4.6%	24	New Hampshire	2.3%	41	Missouri	1.0%
9	Mississippi	4.4%	25	Minnesota	2.0%	42	Tennessee	1.0%
10	Vermont	4.2%	26	Kansas	2.0%	43	Indiana	0.9%
11	Kentucky	3.7%	27	Virginia	2.0%	44	Arkansas	0.6%
12	Utah	3.6%	28	Maine	1.9%	45	North Dakota	0.6%
13	Florida	3.5%	29	Arizona	1.9%	46	Iowa	0.5%
14	West Virginia	3.4%	30	Nevada	1.8%	47	Idaho	0.4%
15	Maryland	3.3%	31	Michigan	1.7%	48	Alaska	0.4%
16	Georgia	2.9%	32	Montana	1.7%	49	Nebraska	0.1%
			33	South Carolina	1.6%	50	Colorado	0.0%

**Mean:** 2.7%

**Median:** 2.0%

# General Obligation Bonds

---

## ◆ Overview

- Strongest form of repayment and generally lowest borrowing cost
- Secured by the full faith and credit of an issuer
- Issuer pledges to repay the debt with all revenues and resources within its powers
- The issuer pledges to repay general obligation debt without limitation as to rate or amount

## ◆ State General Obligation Bonds

- Primary financing vehicle for states
- Forty states currently have outstanding General Obligation Bonds
- Ten states that do not issue General Obligation Bonds generally issue other types of bonds and/or lease obligations
- State General Obligation Bonds are the highest rated class of bonds and generally the most secure debt offered in the municipal bond market

## Bond Ratings Discussion

---

- ✦ A bond rating is:
  - A shorthand symbol denoting credit quality and expresses the level of risk of repayment
  - An assessment of the ability, willingness and legal obligation of an issuer to make full and timely payments of principal and interest
  - An objective assessment of relative creditworthiness
  - An independent opinion about the future
  - Designed to rank within a consistent framework, the relative repayment risk of each debt issuer
  
- ✦ A bond rating is not:
  - A rating of government, but a rating of relative credit quality
  - An audit
  - Denoting quality of life
  - A measure of the relative worth of an issuer

## Investment Grade Categories

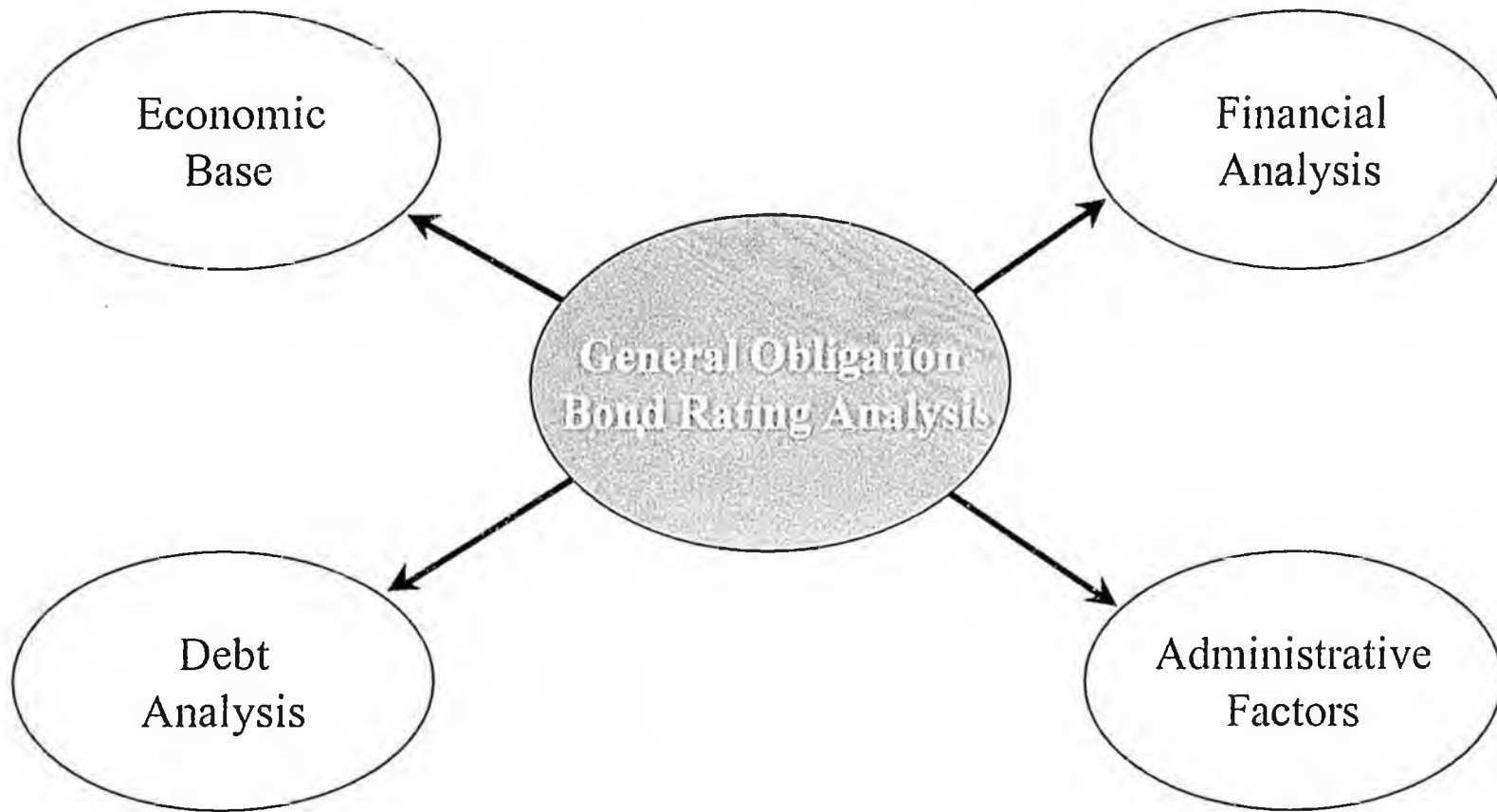
- ◆ Bond ratings for the majority of municipal bonds are in the investment grade categories

*Investment Grade Rating Symbols for the Three Major Rating Agencies*

	Moody's	Standard & Poor's	Fitch
Prime Grade	Aaa	AAA	AAA
High Grade	Aa1	AA+	AA+
	Aa2	AA	AA
	Aa3	AA-	AA-
Upper Medium High Grade	A1	A+	A+
	A2	A	A
	A3	A-	A-
Medium Grade	Baa1	BBB+	BBB+
	Baa2	BBB	BBB
	Baa3	BBB-	BBB-

- ◆ State of Alaska's General Obligation bonds are rated Aa2/AA(prior)/AA and its limited obligations and certificates of participation are rated A1/A+/NR
- ◆ A majority of state general obligations are rated prime grade or high grade
- ◆ Only four states have ratings in the medium grade category

# Rating Analysis Factors for General Obligation Bonds



## Rating Factors for General Obligation Bonds

---

- ✦ Economic Base
  - Income levels
  - Rate of income growth
  - Employment mix analysis
  - Population growth
- ✦ Financial Analysis
  - Historical budget and audit report analyses
  - Ability to meet present needs as well as its future needs
  - Concentrate on the main operating funds that are basically tax-supported
- ✦ Debt Analysis
  - Debt history
  - Debt payout schedules
  - Ability to operate within a budget that meets the ongoing capital needs along with the debt obligations
  - Past voter-approved bond authorization trends
- ✦ Administrative Factors
  - Management controls
  - Long-range planning
  - Budgeting techniques
  - Tax rates, levies, collection and property valuation and assessment trends

## Rating Factors for Alaska's General Obligation Bonds

---

### ◆ **Economic Base**

- Dependent on natural resource industries
  - non-renewable oil extraction industries
  - renewable resources fishing and timber
- Tourism
- Military bases

### ◆ **Financial Analysis**

- Trend in expenditures
- Revenue dependency and volatility and the Prudhoe Curve
- Reserves (Constitutional Budget Reserve and Alaska Permanent Fund)

### ◆ **Debt Analysis**

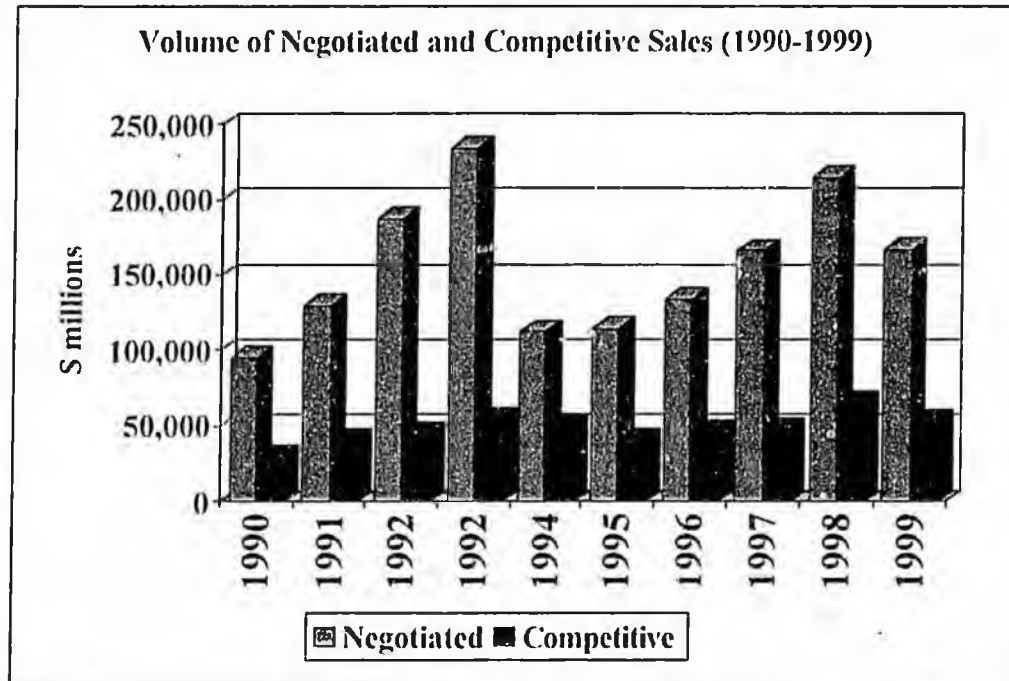
- Very low net debt after deductions for self-supporting and guaranteed debts
- Debt conservatively managed and structured to the Prudhoe Curve

### ◆ **Administrative Factors**

- Forecasting ability
- Investment strategies and performance
- Reserving policies
- Services provided

## Method of Bond Sales: Negotiated vs. Competitive

- ✦ **Negotiated Underwriting** - The sale of bonds is by negotiation with an underwriter rather than by competitive bidding
- ✦ **Competitive Underwriting** - A sale of bonds in which underwriters or syndicates of underwriters submit sealed bids to purchase securities and award is based solely on interest cost



- ✦ Issues to consider:
  - Frequency of issuance
  - Ratings
  - In-state priority
  - Size
  - Market familiarity
  - Complexity/structuring issues

## Impact of Amortization Schedule on Annual Debt Service

### \$100,000,000 of General Obligation Bonds

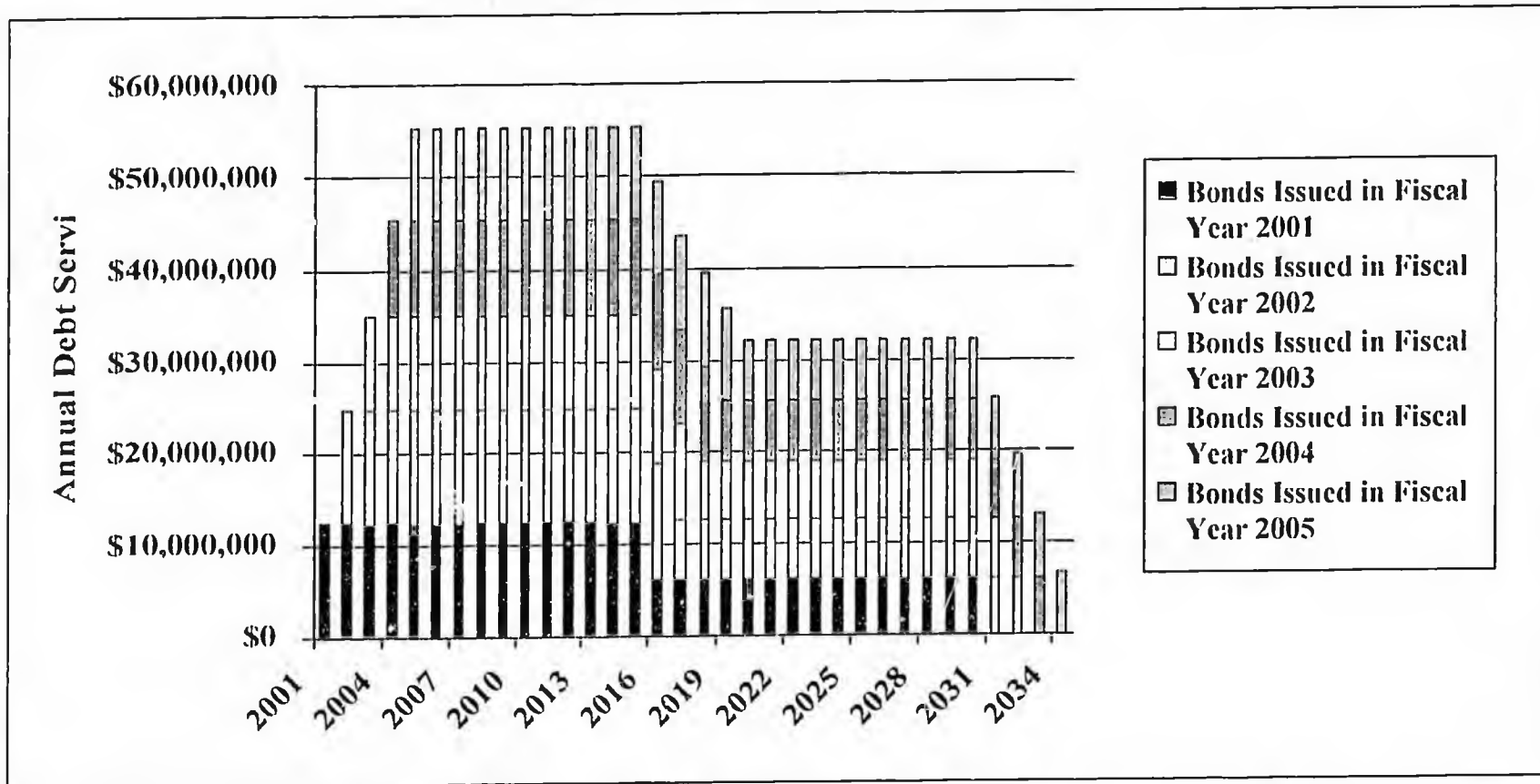
<u>Amortization</u>	<u>Annual Debt Service</u>
10 years	\$13,586,796
15 years	10,296,276
20 years	8,718,456
30 years	7,264,891

## Contemplated Schedule of G.O. Bond Issuance

		FY 2001	FY 2002	FY 2003	FY 2004	FY 2005	Total
	<u>Amortization</u>	<u>(\$ mils)</u>	<u>(\$ mils)</u>	<u>(\$ mils)</u>	<u>(\$ mils)</u>	<u>(\$ mils)</u>	<u>(\$ mils)</u>
School Construction Grant Fund	30 years	\$82.0	\$82.0	\$82.0	\$82.0	\$82.0	\$410.0
School Major Maint. Grant Fund	15 years	18.0	18.0	18.0	18.0	18.0	90.0
Harbors	15 years	10.0	10.0	10.0	5.0	--	35.0
State Facilities	15 years	20.0	20.0	--	--	--	40.0
University of Alaska							
- Facilities	15 years	10.0	10.0	10.0	15.0	15.0	60.0
- Library	30 years	<u>5.0</u>	<u>5.0</u>	<u>5.0</u>	<u>5.0</u>	<u>10.0</u>	<u>30.0</u>
Total		<u>\$145.0</u>	<u>\$145.0</u>	<u>\$125.0</u>	<u>\$125.0</u>	<u>\$125.0</u>	<u>\$665.0</u>

# Aggregate Debt Service Schedule

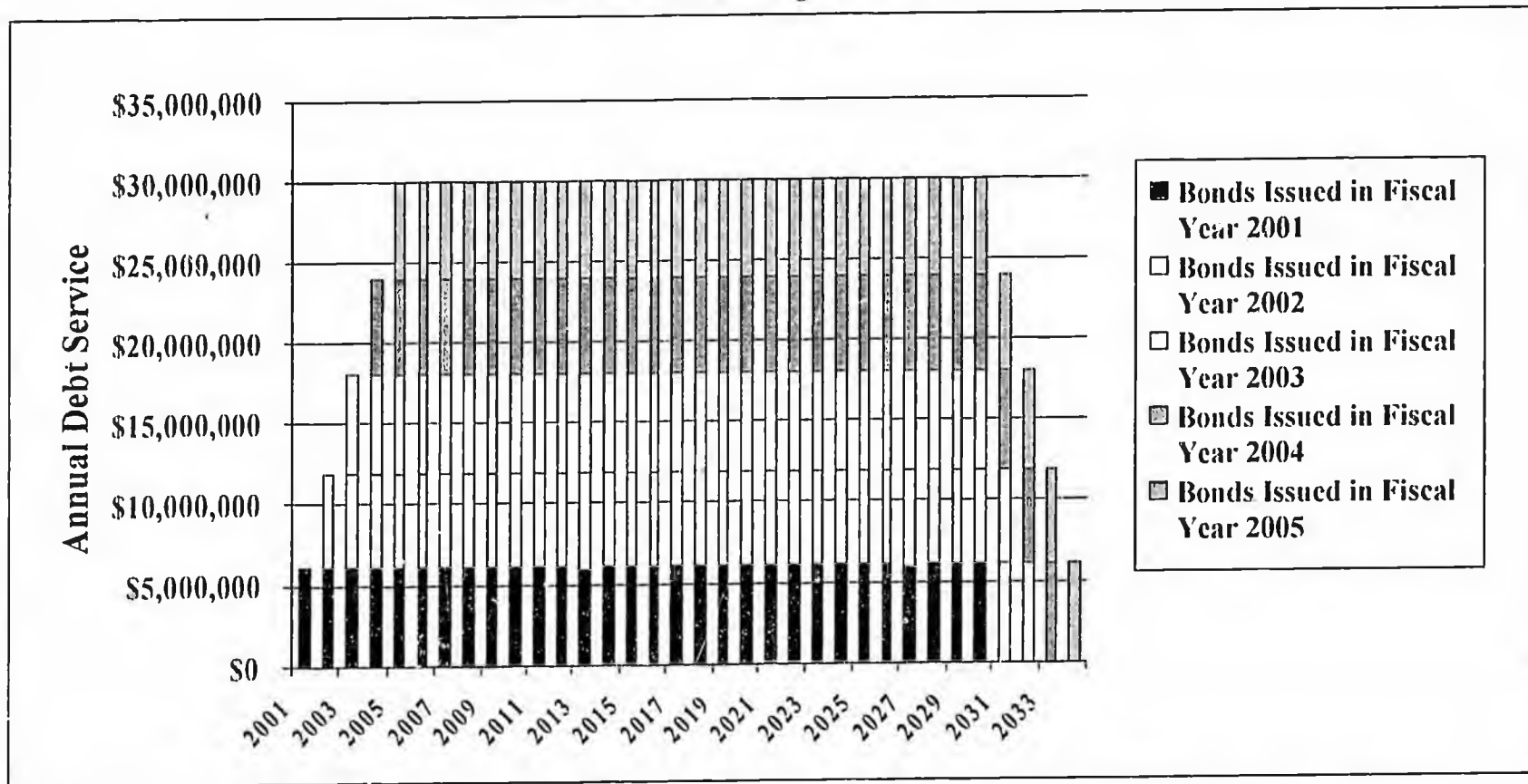
*\$665 Million Issued from FY 2001 to 2005*



FY 2001 (\$ mils)	FY 2002 (\$ mils)	FY 2003 (\$ mils)	FY 2004 (\$ mils)	FY 2005 (\$ mils)	Total (\$ mils)
\$145.0	\$145.0	\$125.0	\$125.0	\$125.0	\$665.0

# School Construction Grant Fund Debt Service Schedule

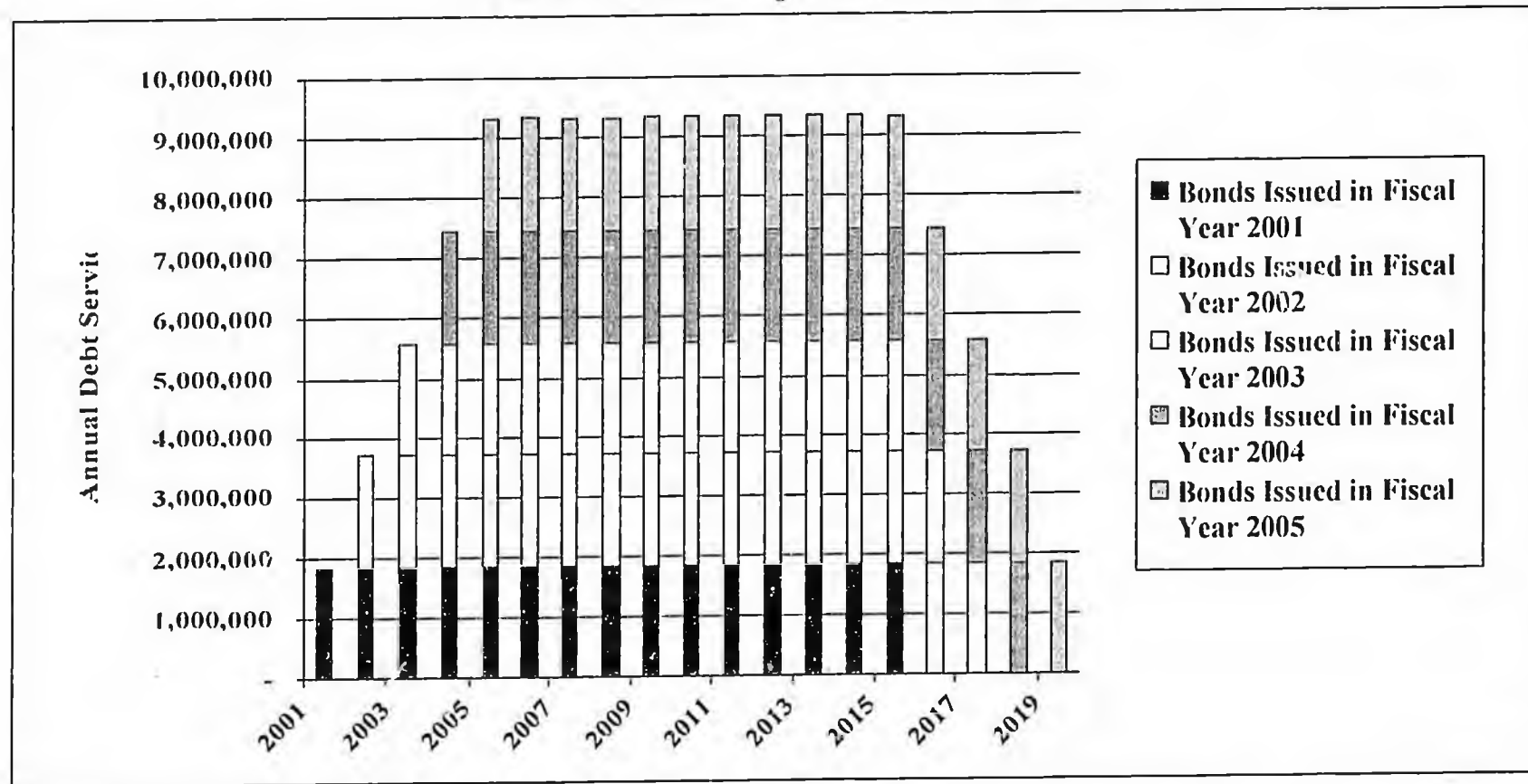
*\$410 Million Issued from FY 2001 to 2005*



FY 2001 (\$ mils)	FY 2002 (\$ mils)	FY 2003 (\$ mils)	FY 2004 (\$ mils)	FY 2005 (\$ mils)	Total (\$ mils)
\$82.0	\$82.0	\$82.0	\$82.0	\$82.0	\$410.0

# School Major Maint. Grant Fund Debt Service Schedule

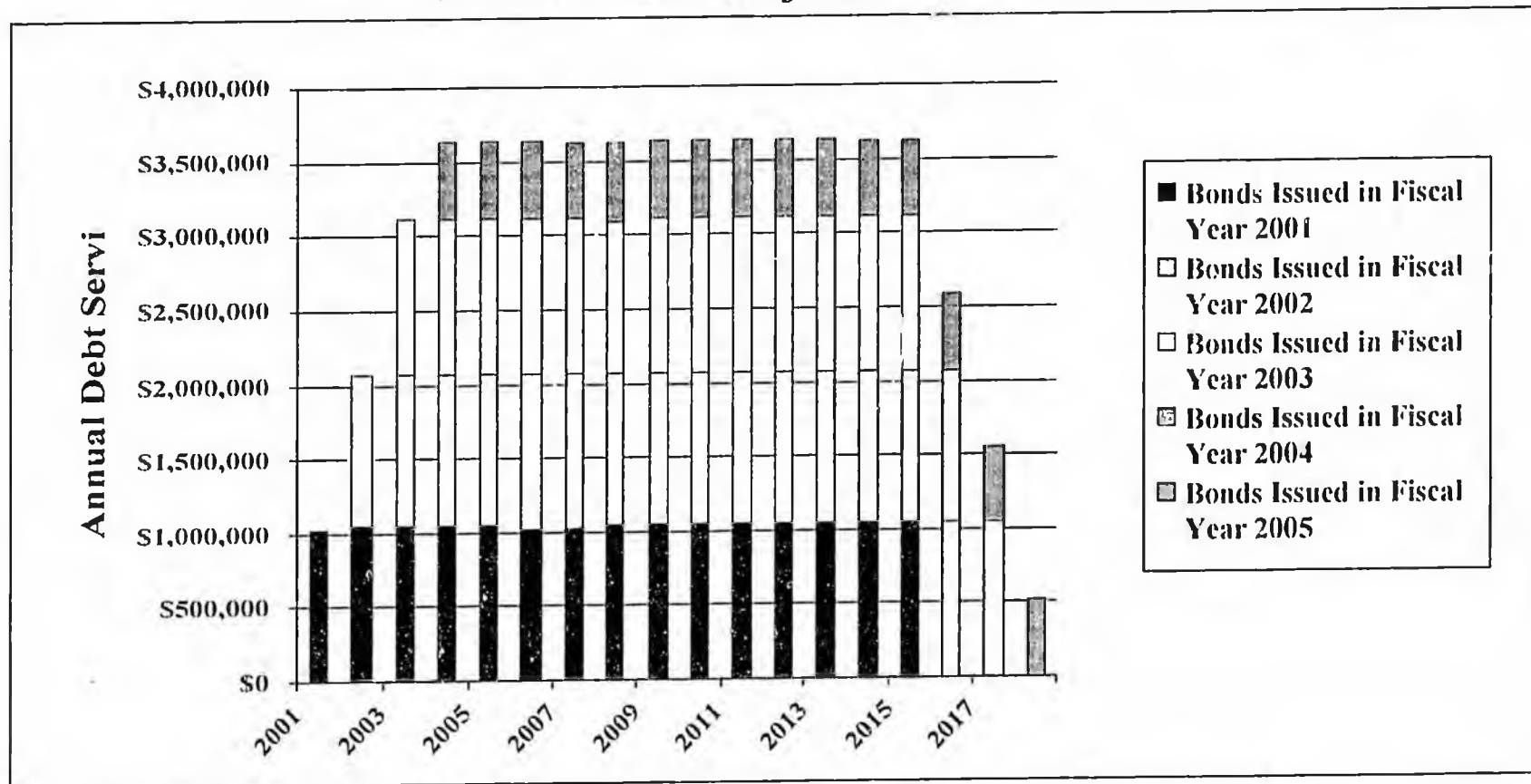
*\$90 Million Issued from FY 2001 to 2005*



FY 2001 (\$ mils)	FY 2002 (\$ mils)	FY 2003 (\$ mils)	FY 2004 (\$ mils)	FY 2005 (\$ mils)	Total (\$ mils)
\$18.0	\$18.0	\$18.0	\$18.0	\$18.0	\$90.0

# Harbors Debt Service Schedule

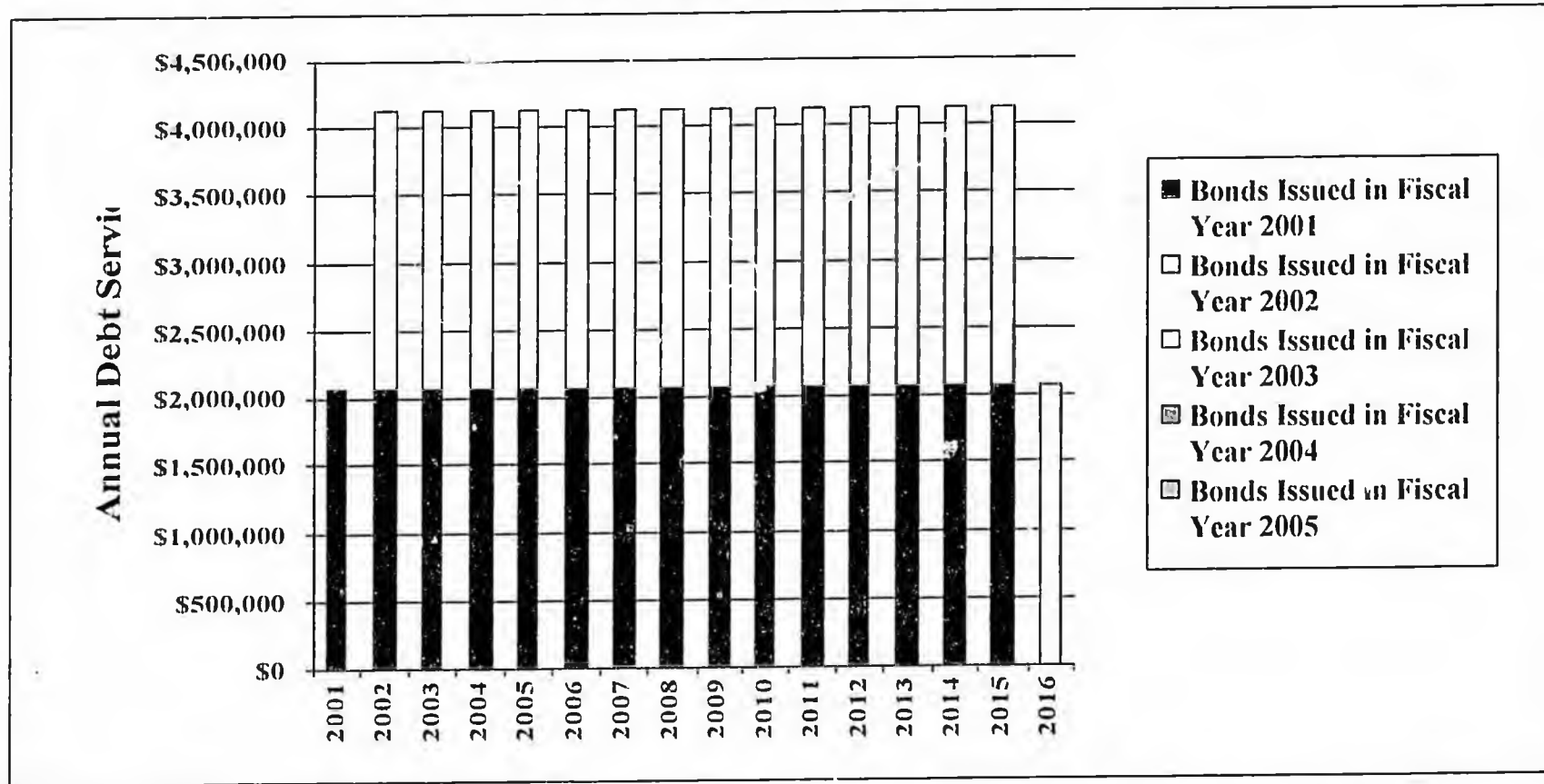
*\$35 Million Issued from FY 2001 to 2005*



FY 2001 (\$ mils)	FY 2002 (\$ mils)	FY 2003 (\$ mils)	FY 2004 (\$ mils)	FY 2005 (\$ mils)	Total (\$ mils)
\$10.0	\$10.0	\$10.0	\$10.0	\$10.0	\$35.0

# State Facilities Debt Service Schedule

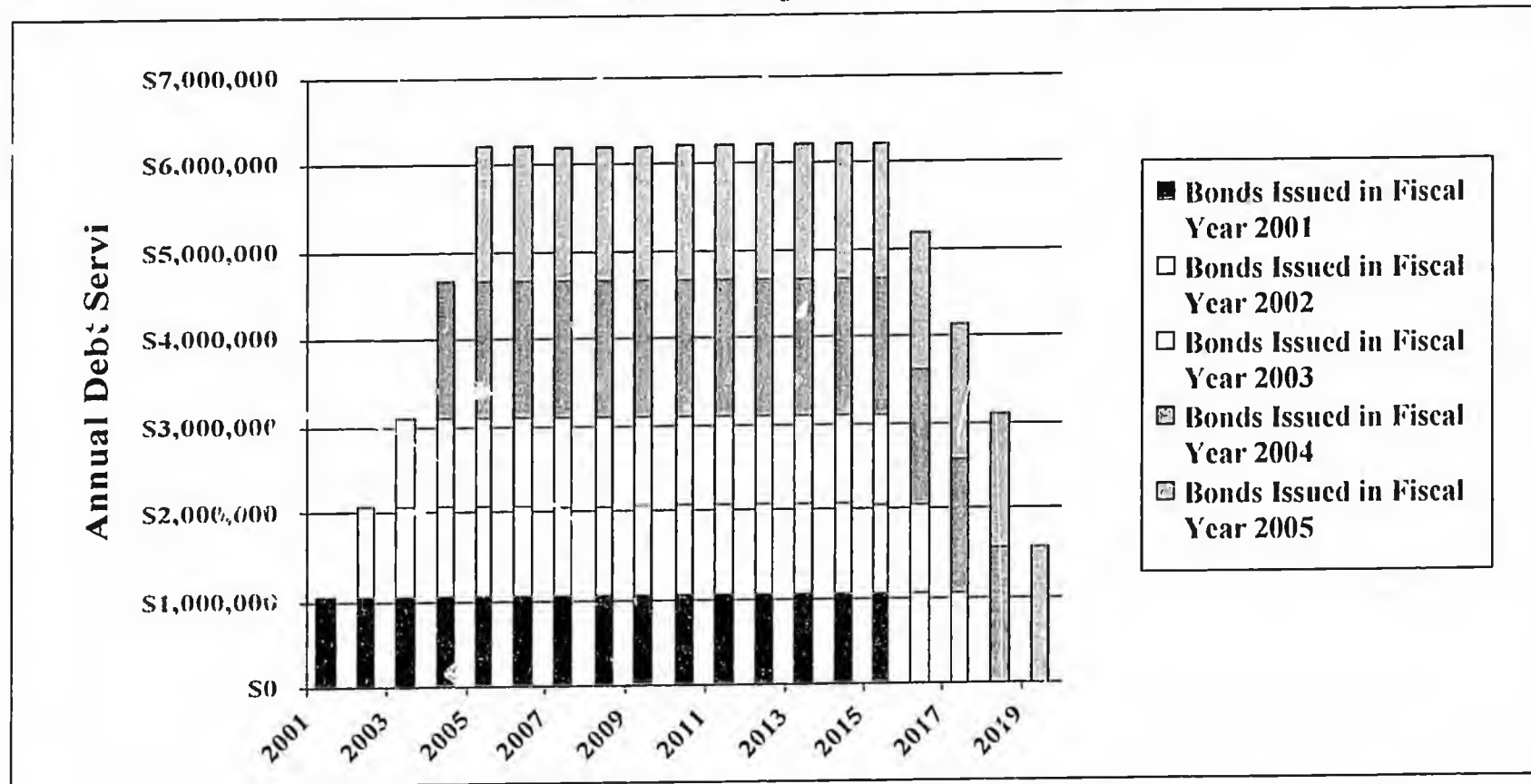
*\$40 Million Issued from FY 2001 to 2002*



FY 2001 (\$ mils)	FY 2002 (\$ mils)	FY 2003 (\$ mils)	FY 2004 (\$ mils)	FY 2005 (\$ mils)	Total (\$ mils)
\$20.0	\$20.0	--	--	--	\$40.0

# University of Alaska/Educational Facilities Debt Service Schedule

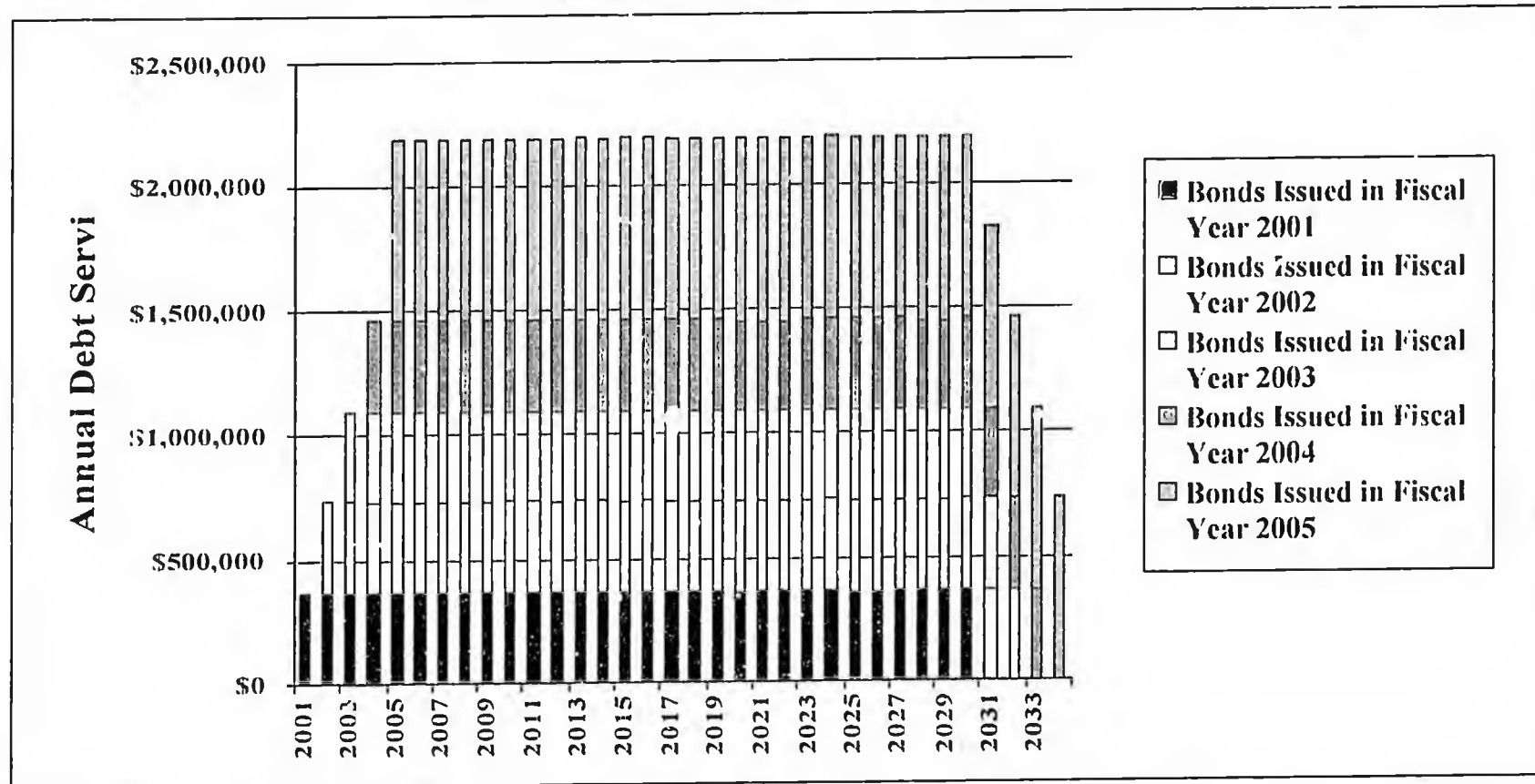
*\$60 Million Issued from FY 2001 to 2005*



FY 2001 (\$ mils)	FY 2002 (\$ mils)	FY 2003 (\$ mils)	FY 2004 (\$ mils)	FY 2005 (\$ mils)	Total (\$ mils)
\$10.0	\$10.0	\$10.0	\$15.0	\$15.0	\$60.0

# University of Alaska/Anchorage Library Debt Service Schedule

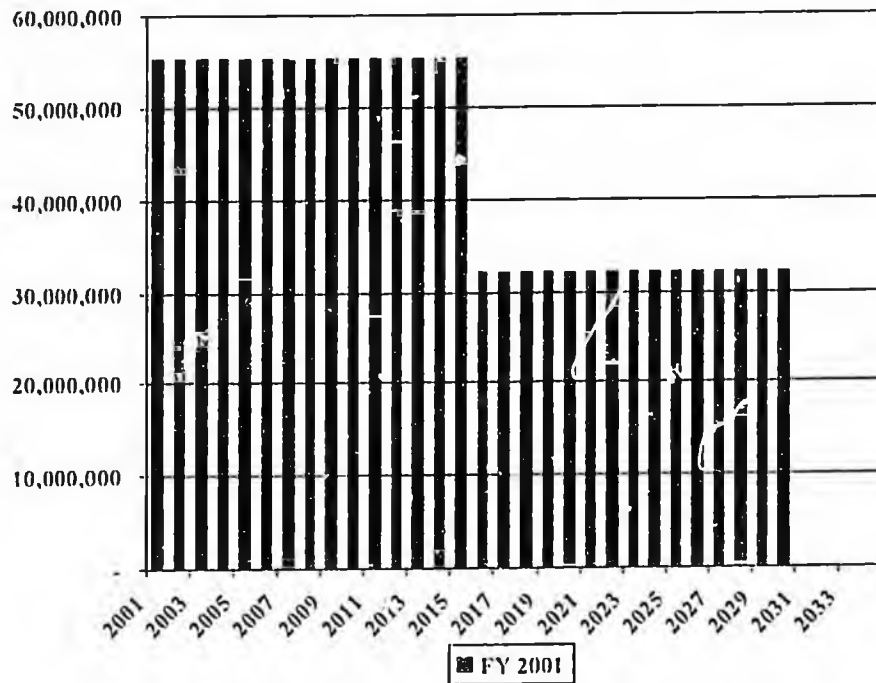
*\$30 Million Issued from FY 2001 to 2005*



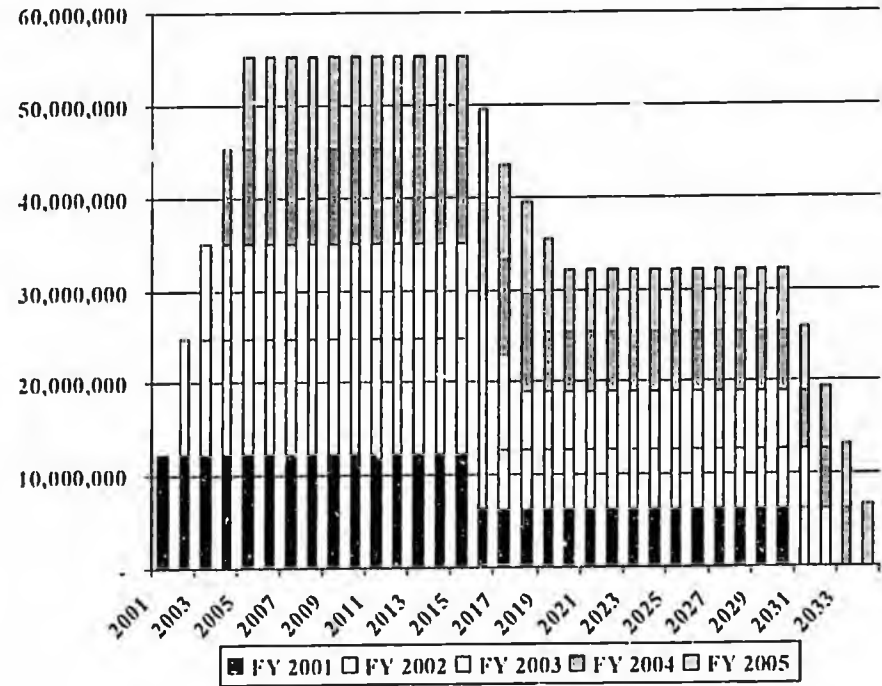
FY 2001 (\$ mils)	FY 2002 (\$ mils)	FY 2003 (\$ mils)	FY 2004 (\$ mils)	FY 2005 (\$ mils)	Total (\$ mils)
\$5.0	\$5.0	\$5.0	\$5.0	\$10.0	\$30.0

# Alternative of Upfront Issuance

*\$665 Million Issued in FY 2001*



*\$665 Million Issued from FY 2001 to 2005*



- ◆ Earlier upfront issuance can accelerate construction projects and/or produce significant additional interest earnings for additional projects
- ◆ These benefits need to be weighed against additional debt service in the earlier years

## Upfront Issuance: Potential Additional Interest Earnings

	<u>FY 2001</u>	<u>FY 2002</u>	<u>FY 2003</u>	<u>FY 2004</u>	<u>FY 2005</u>	<u>Total</u>
School Construction Grant Fund	\$14,760,000	\$ 15,990,000	\$11,070,000	\$6,150,000	\$1,230,000	\$49,200,000
School Major Maintenance Grant Fund	3,240,000	3,510,000	2,430,000	1,350,000	270,000	10,800,000
Harbor Fund	1,125,000	1,050,000	450,000	75,000	-	2,700,000
State Facilities	900,000	300,000	-	-	-	1,200,000
U. of Alaska -- Educational Facilities	2,250,000	2,550,000	1,950,000	1,125,000	225,000	8,100,000
U. of Alaska -- Anchorage Library	<u>1,125,000</u>	<u>1,275,000</u>	<u>975,000</u>	<u>675,000</u>	<u>150,000</u>	<u>4,200,000</u>
Total:	<u>\$23,400,000</u>	<u>\$24,675,000</u>	<u>\$16,875,000</u>	<u>\$9,375,000</u>	<u>\$1,875,000</u>	<u>\$76,200,000</u>

January 26, 2000

Tobacco Settlement Securitization

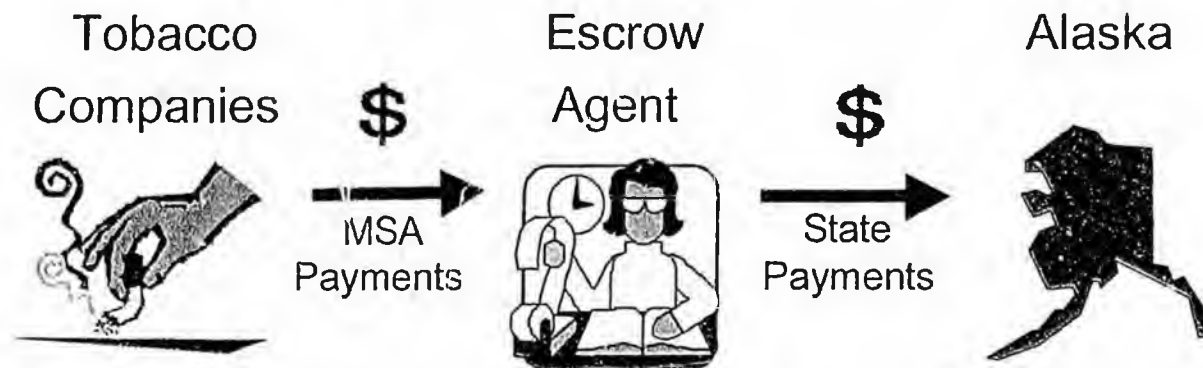
---

# State of Alaska



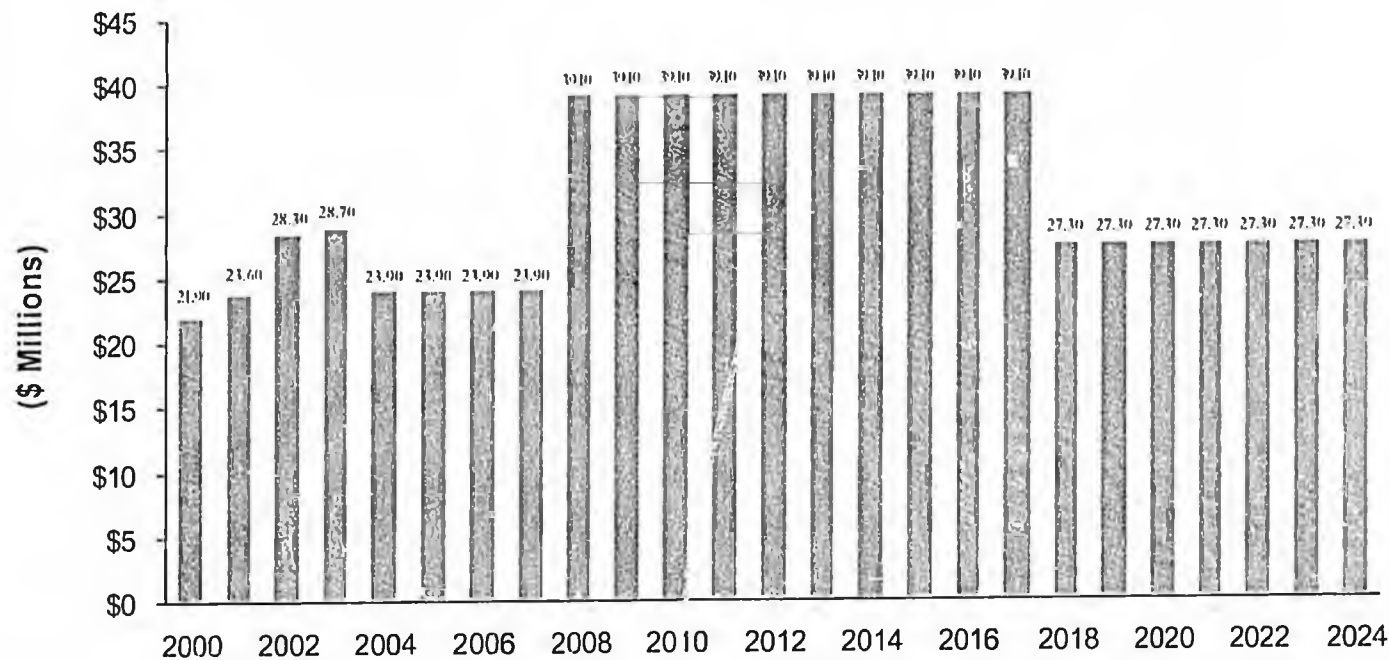
# Master Settlement Agreement

- ◆ The Master Settlement Agreement (“MSA”) is an agreement between settling tobacco companies and 46 states, including Alaska
- ◆ The settling companies have agreed to make payments to the states in perpetuity, based on domestic cigarette consumption
- ◆ The State of Alaska is entitled to receive 0.3414187% of the base payments under the MSA



# Payments to the State of Alaska

- ◆ Alaska is projected to receive approximately \$781 million over the next 25 years\*



\* Excludes first initial payment. Settlement stream does not reflect inflation or consumption projections.  
Includes initial, annual and strategic payments.