

ALASKA LEGISLATURE

HOUSE and SENATE FINANCE COMMITTEE FILES,

1993-1994

1167

1 Department of Revenue (cont.)		Appropriation		Appropriation Fund Sources	
	Allocations	Items	General Fund	Other Funds	
4	Administrator and Support		2,262,100	1,637,500	624,600
5	Commissioner's Office	847,000			
6	Oil and Gas Tax Case Review	295,000			
7	Administrative Services	1,120,100			
8	Permanent Fund Dividend		4,304,300		4,304,300
9	* * * * *		* * * * *		
10	* * * * * Department of Education		* * * * *		
11	* * * * *		* * * * *		
12	School Finance		1,309,000	1,007,800	301,200
13	District Support Services	669,500			
14	Data Management	639,500			
15	Education Program Support		49,777,200	3,904,300	45,872,900
16	Special and Supplemental	30,716,300			
17	Services				
18	Basic Education and	8,860,600			
19	Instructional Improvement				
20	Education Special Projects	589,100			
21	Donated Commodities	357,700			
22	Child Nutrition	729,900			
23	Adult Basic Education	3,000,000			
24	Federal Vocational Education	4,272,300			
25	Grants				
26	Adult and Vocational Education	721,300			
27	Administration				
28	Alaska Career Information System	340,000			
29	Rural School Vocational	190,000			
30	Education Program				
31	Executive Administration		4,115,000	2,910,500	1,204,500
32	State Board of Education	67,700			
33	Commissioner's Office	596,700			
34	Administrative Services	2,290,700			
35	CIP Overhead and Associated	545,200			
36	Costs				
37	Teacher Certification	614,700			

1 Department of Education (cont.)		Appropriation		Appropriation Fund Sources	
	Allocations	Items	General Fund	Other Funds	
4	Correspondence Study-State	3,462,200	140,100	3,322,100	
5	Commissions and Boards	1,948,600	1,273,600	675,000	
6	Professional Teaching Practices	199,300			
7	Alaska State Council on the Arts	1,749,300			
8	Kotzebue Technical Center		848,700	848,700	
9	Operations Grant				
10	Alaska Vocational Technical Center		4,561,900	141,100	
11	Operations				
12	Mt. Edgecumbe Boarding School		2,257,100	1,738,800	
13	Instruction Program	1,793,200			
14	Residential Program	2,252,700			
15	Vocational Rehabilitation		4,957,600	13,746,000	
16	Client Services	11,076,300			
17	Federal Training Grant	50,000			
18	Vocational Rehabilitation	1,200,800			
19	Administration				
20	Independent Living	1,909,800			
21	Rehabilitation				
22	Disability Determination	2,866,600			
23	Supported Employment	459,100			
24	Assistive Technology	866,000			
25	Americans With Disabilities Act	275,000			
26	(ADA)				
27	Alaska State Library		6,136,100	1,464,800	
28	Library Operations	5,117,000			
29	Blue Book	15,600			
30	Archives	857,500			
31	Museum Operations	1,489,900			
32	Specific Cultural Programs	120,900			
33	Alaska Postsecondary Education		2,424,800	6,146,400	
34	Program Administration	736,600			
35	Student Loan Operations	4,317,300			
36	Western Interstate Commission	75,900			
37	For Higher Education -				

1 Department of Education (cont.)		Appropriation		Appropriation Fund Sources	
	Allocations	Items	General Fund	Other Funds	
2					
3					
4	Administration				
5	Western Interstate Commission	816,500			
6	for Higher Education-Student				
7	Exchange Program				
8	WAMI Medical Education	1,162,400			
9	Federal Student Aid	533,000			
10	Governor's Council on	155,000			
11	Vocational and Career Education				
12	Data and Word Processing	774,500			
13	Student Loan Program		266,000		266,000
14	* * * * *			* * * * *	
15	* * * * * Department of Health and Social Services			* * * * *	
16	* * * * *			* * * * *	
17	Assistance Payments		161,981,300	91,599,600	70,381,700
18	Aid to Families with Dependent	124,749,500			
19	Children				
20	Adult Public Assistance	33,783,800			
21	General Relief Assistance	991,900			
22	Old Age Assistance-Alaska	2,456,000			
23	Longevity Bonus (ALB) Hold				
24	Harmless				
25	Permanent Fund Dividend Hold		19,252,100		19,252,100
26	Harmless				
27	Energy Assistance Program		7,000,000		7,000,000
28	Medical Assistance		281,601,900	130,221,100	151,380,800
29	Medicaid Non-Facility	118,460,500			
30	Medicaid-Facilities	115,378,500			
31	Indian Health Service	16,698,000			
32	Medicaid Permanent Fund	1,600,000			
33	Dividend Hold Harmless				
34	Alaska Longevity Bonus Hold	56,400			
35	Harmless				
36	General Relief Medical	6,090,000			
37	Medicaid State Programs	11,834,900			

1 Department of Health and Social Services (cont.)				
2		Appropriation	Appropriation	Fund Sources
3	Allocations	Items	General Fund	Other Funds
4	Waivers Services	11,483,600		
5	Public Assistance Administration		37,934,300	18,197,400
6	Public Assistance Administration	1,231,800		
7	Quality Control	1,048,400		
8	Eligibility Determination	18,856,100		
9	Fraud Investigation	1,238,500		
10	Alaska Work Programs	10,051,300		
11	Public Assistance Data	5,508,700		
12	Processing			
13	Medical Assistance Administration		14,470,200	5,992,200
14	Medical Assistance Central	1,063,000		
15	Administration			
16	Claims Processing	10,268,600		
17	Medical Care Advisory Committee	97,000		
18	Certification and Licensing	1,476,700		
19	Medicaid Rate Advisory	916,800		
20	Commission			
21	Hearings and Appeals	319,800		
22	Medicaid Waivers Authorization	328,300		
23	Purchased Services		26,486,900	23,322,900
24	Delinquency Prevention	350,000		
25	Adult Services	368,500		
26	Foster Care	13,191,100		
27	Residential Child Care	10,243,800		
28	Family Preservation	2,333,500		
29	Family and Youth Services		24,078,100	20,510,500
30	Southcentral Region	10,152,400		
31	Northern Region	7,199,900		
32	Southeastern Region	3,363,500		
33	Central Office, Family and	3,362,300		
34	Youth Services			
35	Youth Facility Services		14,252,700	13,902,600
36	McLaughlin Youth Center	8,013,700		
37	Fairbanks Youth Facility	2,479,000		

1 Department of Health and Social Services (cont.)		Appropriation		Appropriation Fund Sources	
	Allocations	Items	General Fund	Other Funds	
2					
3					
4	Nome Youth Facility	1,025,700			
5	Johnson Youth Center	975,500			
6	Bethel Youth Facility	1,758,800			
7	Human Services Community Matching		5,173,000	5,173,000	
8	Grant				
9	Human Services Community	1,957,300			
10	Matching Grant				
11	Maniilaq Social Services	913,200			
12	Maniilaq Public Health Services	926,800			
13	Maniilaq Mental Health and	351,600			
14	Developmental Disabilities				
15	Services				
16	Maniilaq Alcohol and Drug Abuse	1,024,100			
17	Services				
18	Norton Sound		2,407,800	2,407,800	
19	Norton Sound Social Services	188,500			
20	Norton Sound Public Health	1,153,900			
21	Services				
22	Norton Sound Alcohol and Drug	562,500			
23	Abuse Services				
24	Norton Sound Mental Health and	404,300			
25	Developmental Disabilities				
26	Services				
27	Norton Sound Sanitation	98,600			
28	Southeast Alaska Regional Health		597,600	597,600	
29	Corporation				
30	Southeast Alaska Regional	126,700			
31	Health Corporation Public				
32	Health Services				
33	Southeast Alaska Regional	345,200			
34	Health Corporation Alcohol and				
35	Drug Abuse				
36	Southeast Alaska Regional	125,700			
37	Health Corporation Mental				

1 Department of Health and Social Services (cont.)				
2		Appropriation	Appropriation	Fund Sources
3	Allocations	Items	General Fund	Other Funds
4	Health Services			
5	Kawerak Social Services	381,200	381,200	
6	Tanana Chiefs Conference	1,302,600	1,302,600	
7	Tanana Chiefs Conference Public	252,400		
8	Health Services			
9	Tanana Chiefs Conference	518,200		
10	Alcohol and Drug Abuse Services			
11	Tanana Chiefs Conference Mental	532,000		
12	Health Services			
13	Tlingit-Haida	203,300	203,300	
14	Tlingit-Haida Social Services	190,900		
15	Tlingit-Haida Alcohol and Drug	12,400		
16	Abuse Services			
17	Yukon-Kuskokwim Health Corporation	1,758,800	1,758,800	
18	Yukon-Kuskokwim Health	947,700		
19	Corporation Public Health			
20	Services			
21	Yukon-Kuskokwim Health	290,000		
22	Corporation Alcohol and Drug			
23	Abuse Services			
24	Yukon-Kuskokwim Health	521,100		
25	Corporation Mental Health			
26	Services			
27	State Health Services	47,879,200	23,473,500	24,405,700
28	Nursing	12,261,400		
29	Women, Infants and Children	12,698,000		
30	Maternal, Child, and Family	5,754,100		
31	Health			
32	Laboratory Services	3,178,500		
33	Public Health Administrative	1,822,500		
34	Services			
35	Epidemiology	5,144,500		
36	Emergency Medical Services	1,312,400		
37	(EMS) Training and Licensing			

1 Department of Health and Social Services (cont.)					
2		Appropriation	Appropriation	Fund Sources	
3		Allocations	Items	General Fund	Other Funds
4	Bureau of Vital Statistics	1,227,000			
5	Health Services/Medicaid	1,564,400			
6	Post Mortem Examinations	830,400			
7	Home Health Services	2,086,000			
8	Health Grants		8,099,500	7,455,000	644,500
9	Infant Learning Program Grants	4,979,200			
10	Community Health Grants	1,550,500			
11	Emergency Medical Services	1,569,800			
12	Grants				
13	Alcohol and Drug Abuse Services		20,885,600	17,377,600	3,508,000
14	Administration	1,680,900			
15	Alcohol Safety Action Program	1,096,500			
16	(ASAP)				
17	Alcohol and Drug Abuse Grants	17,929,800			
18	Community Action Against	178,400			
19	Substance Abuse Grants				
20	Community Mental Health Grants		29,770,500	28,701,500	1,069,000
21	General Community Mental Health	3,927,400			
22	Grants				
23	Psychiatric Emergency Services	5,244,900			
24	Services to the Chronically	12,808,900			
25	Mentally Ill				
26	Designated Evaluation and	908,000			
27	Treatment				
28	Services-Seriously Emotionally	6,881,300			
29	Disturbed Youth				
30	Community Developmental		18,427,300	18,427,300	
31	Disabilities Grants				
32	Institutions and Administration		32,305,800	23,395,800	8,910,000
33	Mental Health/DD Administration	3,998,200			
34	Alaska Psychiatric Institute	16,190,700			
35	Harborview Development Center	8,465,900			
36	Federal Mental Health Projects	3,651,000			
37	Administrative Services		7,569,900	4,988,900	2,581,000

1 Department of Health and Social Services (cont.)

2		Appropriation	Appropriation	Fund Sources
3	Allocations	Items	General Fund	Other Funds
4	Commissioner's Office	863,400		
5	Regulatory Compliance	223,200		
6	Audit	660,700		
7	Personnel and Payroll	887,900		
8	Budget and Finance	3,013,000		
9	Governor's Council on	561,600		
10	Disabilities and Special			
11	Education			
12	Planning and Development	435,100		
13	Facilities/CIP Costs	536,800		
14	Alaska Mental Health Board	388,200		
15	* * * * *	* * * * *		
16	* * * * * Department of Labor	* * * * *		
17	* * * * *	* * * * *		
18	Employment Security	44,183,500	1,550,300	42,633,200
19	Employment/Unemployment Services	31,100,100		
20	Alaska Work Programs	1,502,600		
21	Governor's Committee on	60,100		
22	Employment of People With			
23	Disabilities			
24	State Training Employment	3,648,500		
25	Program			
26	Data Processing	2,432,800		
27	Management Services	2,264,400		
28	Labor Market Information	3,175,000		
29	Office of the Commissioner	13,296,700	8,129,300	5,167,400
30	Commissioner's Office	506,200		
31	Alaska Labor Relations Agency	307,500		
32	Fishermens Fund	1,289,400		
33	Workers' Compensation	4,830,900		
34	Wage and Hour Administration	1,537,000		
35	Mechanical Inspection	1,438,400		
36	Occupational Safety and Health	3,277,800		
37	Alaska Safety Advisory Council	109,500		

1 Department of Commerce and Economic Development (cont.)				
2		Appropriation	Appropriation	Fund Sources
3	Allocations	Items	General Fund	Other Funds
4	* * * * *		* * * * *	
5	* * * * *	Department of Commerce and Economic Development		* * * * *
6	* * * * *		* * * * *	
7	Measurement Standards	3,028,400	3,028,400	
8	Banking, Securities and	1,644,600	1,644,600	
9	Corporations			
10	Insurance	3,828,000	3,828,000	
11	Occupational Licensing	3,822,800	3,528,700	294,100
12	Occupational Licensing	3,605,600		
13	Operations			
14	Licensing Boards	217,200		
15	Commissioner/Admin Svcs	6,292,700	5,780,200	512,500
16	Commissioner's Office	669,300		
17	International Trade	1,660,000		
18	Administrative Services	1,186,600		
19	Economic Development	2,776,800		
20	Alaska Public Utilities Commission	3,627,000	3,627,000	
21	Alaska Energy Authority	26,817,600	22,454,200	4,363,400
22	AEA Agency Operations	8,691,700		
23	Power Cost Equalization	205,900		
24	Administration			
25	Power Cost Equalization Grants	17,920,000		
26	Alaska Aerospace Development	510,000		510,000
27	Corporation			
28	Investments	3,285,800		3,285,800
29	Tourism	10,926,500	10,926,500	
30	Tourism Development	3,322,700		
31	Alaska Tourism Marketing Council	7,603,800		
32	Alaska Industrial Development and	2,422,000		2,422,000
33	Export Authority			
34	Alaska Seafood Marketing Institute	12,542,000	5,290,900	7,251,100
35	* * * * *		* * * * *	
36	* * * * *	Department of Military and Veterans Affairs		* * * * *
37	* * * * *		* * * * *	

1 Department of Military and Veterans Affairs (cont.)

2		Appropriation	Appropriation	Fund Sources
3	Allocations	Items	General Fund	Other Funds
4	Disaster Planning & Control	3,158,900	499,500	2,659,400
5	Disaster Planning & Control	2,347,900		
6	Hazardous Materials Response	811,000		
7	Alaska National Guard	14,483,400	5,029,400	9,454,000
8	Office of the Commissioner	1,669,400		
9	Army Guard Facilities	8,679,900		
10	Maintenance			
11	Air Guard Facilities Maintenance	4,034,100		
12	State Active Duty	100,000		
13	Alaska National Guard Benefits	783,700	783,700	
14	Educational Benefits	29,200		
15	Retirement Benefits	754,500		
16	Veterans' Services	429,600	429,600	
17	* * * * *			
18	* * * * * Department of Natural Resources * * * * *			
19	* * * * *			
20	Management and Administration	5,530,000	4,959,200	570,800
21	Commissioner's Office	733,000		
22	Administrative Services	2,451,100		
23	Recorder's Office/Uniform	2,256,900		
24	Commercial Code			
25	Commissions	89,000		
26	Resource Development	43,718,800	33,139,300	10,579,500
27	Land Development	11,885,400		
28	Forest Management and	9,609,700		
29	Development			
30	Oil & Gas Development	4,175,000		
31	Mining Development	3,997,500		
32	Geological Development	3,215,700		
33	Water Development	2,795,100		
34	Oil and Gas Conservation	1,838,200		
35	Commission			
36	Pipeline Coordinator	1,822,800		
37	Information Resource Management	3,594,400		

1 Department of Natural Resources (cont.)

2		Appropriation	Appropriation	Fund Sources
3	Allocations	Items	General Fund	Other Funds
4	DOA Data Processing Chargeback	548,000		
5	Fairbanks Office Building	104,900		
6	Chargeback			
7	Oil Spill Response/"470" fund	132,100		
8	Parks and Recreation Management		7,250,700	5,448,600
9	State Historic Preservation	916,100		1,802,100
10	Program			
11	Parks Management	6,334,600		
12	Agricultural Development		12,328,000	1,668,200
13	Agricultural Development	3,079,200		10,659,800
14	State Fairs	118,300		
15	Grants	13,300		
16	Fire Suppression	9,117,200		
17	* * * * *		* * * * *	
18	* * * * * Department of Fish and Game		* * * * *	
19	* * * * *		* * * * *	
20	Commercial Fisheries		29,075,300	22,084,700
21	Commercial Fisheries	22,597,200		6,990,600
22	Special Projects	6,478,100		
23	Sport Fisheries		16,401,000	17,900
24	Sport Fisheries	15,301,900		16,383,100
25	Special Projects	600,000		
26	Capital Improvement Position	499,100		
27	Costs			
28	Fisheries Rehabilitation and		13,194,900	7,417,900
29	Enhancement Division			5,777,000
30	F.R.E.D.	9,477,800		
31	Special Projects	3,688,200		
32	Capital Improvement Position	28,900		
33	Costs			
34	Wildlife Conservation		15,227,800	1,707,500
35	Wildlife Conservation	12,507,500		13,520,300
36	Special Projects	2,650,000		
37	Capital Improvement Position	70,300		

1 Department of Fish and Game (cont.)

2		Appropriation	Appropriation	Fund Sources
3	Allocations	Items	General Fund	Other Funds
4	Costs			
5	Administration and Support	6,025,100	3,679,900	2,345,200
6	Office of the Commissioner	1,075,000		
7	Public Communications	566,200		
8	Administrative Services	4,383,900		
9	Boards of Fisheries and Game	2,002,300	1,902,300	100,000
10	Boards Services	1,125,100		
11	Advisory Committees and	877,200		
12	Regional Councils			
13	Subsistence	3,096,500	1,767,800	1,328,700
14	Subsistence	1,967,800		
15	Special Projects	1,128,700		
16	Habitat	4,402,300	3,074,800	1,327,500
17	Habitat	3,147,200		
18	Special Projects	1,255,100		
19	Limited Entry Program	2,747,200	2,638,900	108,300
20	Administration			
21	* * * * *			
22	* * * * * Department of Public Safety * * * * *			
23	* * * * *			
24	Fish and Wildlife Protection	13,944,100	13,944,100	
25	Enforcement and Investigative	9,866,600		
26	Services Unit			
27	Director's Office	225,300		
28	Aircraft Section	1,418,100		
29	Marine Enforcement	2,434,100		
30	Fire Prevention	2,091,300	2,007,100	84,200
31	Fire Prevention Operations	1,543,300		
32	Fire Service Training	548,000		
33	Highway Safety Planning Agency	1,079,200	167,500	911,700
34	Highway Safety Planning	214,100		
35	Operations			
36	Federal Grants	865,100		
37	Motor Vehicles	7,987,800	7,730,100	257,700

1 Department of Public Safety (cont.)

2		Appropriation	Appropriation	Fund Sources
3	Allocations	Items	General Fund	Other Funds
4	Driver Services	1,112,600		
5	Field Services	5,924,700		
6	Administration	950,500		
7	Alaska State Troopers		42,953,400	40,175,500
8	Detachments	29,777,000		
9	Special Projects	592,700		
10	Criminal Investigations Bureau	5,110,900		
11	Director's Office	693,700		
12	Judicial Services-Anchorage	2,160,000		
13	Prisoner Transportation	996,500		
14	Search and Rescue	292,900		
15	Rural Trooper Housing	423,100		
16	Narcotics Task Force	2,495,300		
17	Commercial Vehicle Enforcement	411,300		
18	Village Public Safety Officer		6,853,500	6,853,500
19	Program			
20	Contracts	4,930,500		
21	Support	1,659,700		
22	Administration	263,300		
23	Alaska Police Standards Council		261,000	261,000
24	Violent Crimes Compensation Board		982,700	982,700
25	Council on Domestic Violence and		6,212,200	5,513,600
26	Sexual Assault			698,600
27	DPS Statewide Support		14,275,300	13,297,000
28	Contract Jails	4,473,200		
29	Commissioner's Office	644,700		
30	Training Academy	1,674,100		
31	Administrative Services	1,811,100		
32	Alaska Wing Civil Air Patrol	503,000		
33	Laboratory Services	2,273,800		
34	Alaska Public Safety	1,629,500		
35	Information Network			
36	Building Security and	148,300		
37	Maintenance			

1 Department of Public Safety (cont.)

2		Appropriation	Appropriation	Fund Sources
3		Allocations	Items	General Fund Other Funds
4	Alaska Criminal Records and	1,117,600		
5	Identification			
6	* * * * *			* * * * *
7	* * * * * Department of Transportation/Public Facilities			* * * * *
8	* * * * *			* * * * *
9	Office of the Commissioner		81,501,300	17,139,300 64,362,000
10	Commissioner's Office	756,600		
11	Strategic Management, Planning	359,300		
12	and Policy			
13	Disadvantaged Business	786,600		
14	Enterprise and External Equal			
15	Employment Opportunity			
16	Statewide Internal Review	827,300		
17	Administrative Services	2,090,000		
18	State Equipment Fleet	903,700		
19	Statewide Information Systems	2,837,700		
20	Plans, Programs and Budget	2,180,100		
21	Statewide Aviation	559,000		
22	Technology Transfer Program	345,700		
23	Engineering and Operations	2,157,200		
24	Standards			
25	CIP Program	3,960,000		
26	Administrative Services	1,889,300		
27	Leasing and Property Management	536,000		
28	Central Region Planning	1,047,600		
29	Engineering Management	3,028,100		
30	CIP Program	20,487,400		
31	Northern Region Administrative	2,260,900		
32	Services			
33	Airport Leasing and Property	480,000		
34	Management			
35	Northern Region Planning	992,400		
36	Engineering Management	2,396,600		
37	CIP Program	20,325,100		

1 Department of Transportation Public Facilities (cont.)				
		Appropriation		Appropriation Fund Sources
	Allocations	Items	General Fund	Other Funds
4	Southeast Region Administrative	1,126,000		
5	Services			
6	Southeast Region Planning	306,800		
7	Engineering Management	2,154,400		
8	CIP Program	6,706,500		
9	International Airports		35,819,200	35,819,200
10	International Airport Systems	467,600		
11	Office			
12	Field Maintenance	4,023,000		
13	Building Maintenance	5,708,200		
14	Safety	6,008,000		
15	Operations	462,800		
16	Custodial	3,748,700		
17	Equipment Maintenance	1,742,500		
18	Administration	4,776,800		
19	Field Maintenance	2,238,200		
20	Building Maintenance	1,271,300		
21	Safety	2,627,500		
22	Operations	718,200		
23	Custodial	697,400		
24	Administration	1,329,000		
25	Central Region Maintenance and		40,526,300	31,320,800
26	Operations			9,205,500
27	Highways and Aviation	27,141,500		
28	Traffic Signal Management	1,311,600		
29	Facilities	3,663,500		
30	Administration	489,000		
31	State Equipment Fleet	7,920,700		
32	Interior District Maintenance and		53,336,800	39,827,200
33	Operations			13,509,600
34	Highways and Aviation	16,327,600		
35	Facilities	3,840,000		
36	Dalton Highway and Aviation	6,208,100		
37	Dalton Facilities	1,054,100		

1 Department of Transportation Public Facilities (cont.)				
2		Appropriation		Appropriation Fund Sources
2		Allocations	Items	General Fund Other Funds
4	Administration	487,700		
5	State Equipment Fleet	7,269,200		
6	Highways and Aviation	4,083,600		
7	Facilities	636,400		
8	State Equipment Fleet	1,005,700		
9	Highways and Aviation	7,901,100		
10	Facilities	1,896,400		
11	State Equipment Fleet	2,626,900		
12	Southeast Region Maintenance and		14,651,200	12,391,700 2,259,500
13	Operations			
14	Highways and Aviation	8,313,200		
15	Facilities	3,905,400		
16	Maintenance and Operations	529,900		
17	Support			
18	State Equipment Fleet	1,902,700		
19	Marine Management		77,560,100	200,000 77,360,100
20	Administration	320,200		
21	Support Services	2,317,500		
22	Engineering Management	736,000		
23	CIP Program	1,669,000		
24	Overhaul	1,857,400		
25	Vessel Operations Management	1,394,000		
26	Reservations and Marketing	2,183,200		
27	Southeast Shore Operations	2,946,400		
28	Southeast Vessel Operations	51,710,800		
29	Southwest Shore Operations	733,300		
30	Southwest Vessel Operations	9,432,600		
31	Facilities Management	415,400		
32	Facilities Design and	1,844,300		
33	Construction			
34	* * * * *			* * * * *
35	* * * * * Department of Environmental Conservation			* * * * *
36	* * * * *			* * * * *
37	Office of the Commissioner		465,600	390,200 75,400

1 Department of Environmental Conservation (cont.)				
2		Appropriation	Appropriation	Fund Sources
3	Allocations	Items	General Fund	Other Funds
4	Administration	12,221,300	7,206,700	5,014,600
5	Administrative Services	2,344,700		
6	Environmental Quality Program	9,876,600		
7	Development			
8	Regional Services	32,813,300	6,542,800	26,270,500
9	Southeast Region Operations	2,628,900		
10	Southcentral Region Operations	6,954,700		
11	Northern Region Operations	4,152,800		
12	Pipeline Corridor Operations	1,887,500		
13	Spill Prevention and Response	17,189,400		
14	Program Development			
15	Environmental Health	5,484,500	4,638,700	845,800
16	Environmental Health Director	213,900		
17	Animal Health and Dairy Industry	161,500		
18	Meat and Poultry Inspection	666,400		
19	Seafood Industry	1,718,700		
20	Sanitation	1,572,100		
21	Palmer Laboratory	1,151,900		
22	Facility Construction and	3,705,600	2,590,700	1,114,900
23	Operations			
24	* * * * *		* * * * *	
25	* * * * * Department of Community & Regional Affairs		* * * * *	
26	* * * * *		* * * * *	
27	Administration and Support	3,538,300	3,282,700	255,600
28	Office of the Commissioner	822,000		
29	Administrative Services	1,494,100		
30	Data and Word Processing	355,800		
31	Designated Grants	866,400		
32	National Forest Receipts	10,000,000		10,000,000
33	Municipal Revenue Sharing	58,646,400	58,646,400	
34	State Revenue Sharing	26,459,200		
35	Municipal Assistance	32,187,200		
36	Local Government Assistance	7,867,000	3,479,600	4,387,400
37	Training and Development	2,815,200		

1 Department of Community & Regional Affairs (cont.)

2		Appropriation	Appropriation	Fund Sources
3		Allocations	Items	General Fund Other Funds
4	State Assessor	205,200		
5	Local Boundary Commission	257,000		
6	Statewide Assistance	3,462,900		
7	National Petroleum Reserve	600,000		
8	Program			
9	Land Management and Planning	368,500		
10	Assistance			
11	Municipal Lands Trustee	158,200		
12	Child Assistance		24,120,800	20,508,800 3,612,000
13	Child Care	3,836,400		
14	Day Care Assistance Programs	14,464,900		
15	Head Start Grants	5,819,500		
16	Employment Training/Rural		20,559,000	3,797,600 16,761,400
17	Development			
18	Job Training Partnership Act	8,943,000		
19	State Employment and Training	2,072,200		
20	Statewide Service Delivery	5,926,400		
21	Block Grants CIP	270,500		
22	Community Development Assistance	1,748,700		
23	Rural Development Grants	1,595,200		
24	* * * * *		* * * * *	
25	* * * * * Department of Corrections * * * * *			
26	* * * * *		* * * * *	
27	Commissioner's Office		2,443,200	2,443,200
28	Office of the Commissioner	1,179,500		
29	Parole Board	513,700		
30	Correctional Academy	750,000		
31	Administrative Services		3,925,100	3,750,400 174,700
32	Administrative Services	3,157,100		
33	Data and Word Processing	768,000		
34	Statewide Programs		18,839,500	17,643,700 1,195,800
35	Statewide Programs	9,680,400		
36	Inmate Health Care	9,159,100		
37	Correctional Industries		3,537,700	1,287,100 2,250,600

1 Department of Corrections (Cont.)		Appropriation		Appropriation Fund Sources	
	Allocations	Items	General Fund	Other Funds	
2					
3					
4	Correctional Industries	1,287,100			
5	Administration				
6	Correctional Industries Product	2,250,600			
7	Cost				
8	Institutions		2,807,900	2,490,000	317,900
9	Institution Director's Office	602,700			
10	Transportation	679,900			
11	Out-of-State Contractual	1,207,400			
12	Facility-Capital Improvement	317,900			
13	Unit				
14	Institutions		85,446,700	85,422,700	24,000
15	Anvil Mountain Correctional	4,254,900			
16	Center				
17	Combined Hiland Mountain	7,768,200			
18	Correctional Center				
19	Cook Inlet Correctional Center	10,308,300			
20	Fairbanks Correctional Center	7,782,000			
21	Ketchikan Correctional Center	3,021,100			
22	Lemon Creek Correctional Center	6,662,200			
23	Matanuska-Susitna Correctional	2,878,500			
24	Center				
25	Palmer Correctional Center	9,038,000			
26	Sixth Avenue Correctional Center	4,063,000			
27	Spring Creek Correctional Center	15,190,300			
28	Wildwood Correctional Center	8,712,900			
29	Yukon-Kuskokwim Correctional	4,389,300			
30	Center				
31	Operation Hope	1,378,000			
32	Community Corrections		8,165,900	8,165,900	
33	Community Corrections	927,400			
34	Director's Office				
35	Northern Region Probation	2,512,500			
36	Southcentral Region Probation	3,986,000			
37	Southeast Region Probation	740,000			

1 University of Alaska (cont.)		Appropriation		Appropriation Fund Sources	
		Allocations	Items	General Fund	Other Funds
4	* * * * *		* * * * *		
5	* * * * * University of Alaska		* * * * *		
6	* * * * *		* * * * *		
7	University of Alaska		385,373,200	171,022,500	214,350,700
8	Budget Reductions/Additions -	-16,183,700			
9	Systemwide				
10	Budget Reductions/Additions -	2,288,600			
11	Statewide Programs and Services				
12	Budget Reductions/Additions -	20,682,700			
13	University of Alaska Anchorage				
14	Budget Reductions/Additions -	19,497,500			
15	University of Alaska Fairbanks				
16	Budget Reductions/Additions -	5,564,300			
17	University of Alaska Southeast				
18	Statewide Services - Academic	779,200			
19	Support				
20	Statewide Services -	12,135,700			
21	Institutional Support				
22	Statewide Services - Physical	245,000			
23	Plant				
24	Statewide Networks - Academic	2,152,800			
25	Support				
26	Statewide Networks - Debt	422,400			
27	Service				
28	Statewide Networks -	4,338,600			
29	Institutional Support				
30	Anchorage Campus - Academic	6,971,000			
31	Support				
32	Anchorage Campus - Auxiliary	5,861,600			
33	Services				
34	Anchorage Campus -	8,738,800			
35	Institutional Support				
36	Anchorage Campus - Instruction	39,225,900			
37	Anchorage Campus -	3,440,000			

1 University of Alaska (cont.)		Appropriation	Appropriation Fund Sources	
2	Allocations	Items	General Fund	Other Funds
4 Intercollegiate Athletics				
5 Anchorage Campus - Library	2,538,100			
6 Services				
7 Anchorage Campus - Physical	9,373,300			
8 Plant				
9 Anchorage Campus - Public	814,900			
10 Service				
11 Anchorage Campus - Research	6,315,600			
12 Anchorage Campus - Scholarships	2,623,400			
13 Anchorage Campus - Student	6,958,600			
14 Services				
15 Homer Campus - Academic Support	117,900			
16 Homer Campus - Auxiliary	50,000			
17 Services				
18 Homer Campus - Instruction	374,700			
19 Homer Campus - Library Services	5,000			
20 Homer Campus - Physical Plant	42,600			
21 Homer Campus - Scholarships	5,000			
22 Homer Campus - Student Services	37,300			
23 Kenai Peninsula College -	254,400			
24 Auxiliary Services				
25 Kenai Peninsula College -	472,600			
26 Institutional Support				
27 Kenai Peninsula College -	3,153,000			
28 Instruction				
29 Kenai Peninsula College -	154,100			
30 Library Services				
31 Kenai Peninsula College -	319,300			
32 Physical Plant				
33 Kenai Peninsula College -	156,300			
34 Scholarships				
35 Kenai Peninsula College -	319,600			
36 Student Services				
37 Kodiak College - Auxiliary	68,500			

1 University of Alaska (cont.)		Appropriation	Appropriation	Fund Sources	
2		Allocations	Items	General Fund	Other Funds
4	Services				
5	Kodiak College - Institutional	425,900			
6	Support				
7	Kodiak College - Instruction	1,384,800			
8	Kodiak College - Library	234,800			
9	Services				
10	Kodiak College - Physical Plant	419,700			
11	Kodiak College - Scholarships	1,300			
12	Kodiak College - Student	105,800			
13	Services				
14	Matanuska-Susitna College -	232,800			
15	Auxiliary Services				
16	Matanuska-Susitna College -	38,300			
17	Institutional Support				
18	Matanuska-Susitna College -	1,815,100			
19	Instruction				
20	Matanuska-Susitna College -	296,600			
21	Library Services				
22	Matanuska-Susitna College -	406,000			
23	Physical Plant				
24	Matanuska-Susitna College -	1,500			
25	Scholarships				
26	Matanuska-Susitna College -	250,000			
27	Student Services				
28	Prince Wm Sound Comm College -	250,900			
29	Academic Support				
30	Prince Wm Sound Comm College -	255,800			
31	Auxiliary Services				
32	Prince Wm Sound Comm College -	543,700			
33	Institutional Support				
34	Prince Wm Sound Comm College -	1,321,900			
35	Instruction				
36	Prince Wm Sound Comm College -	90,400			
37	Library Services				

1 University of Alaska (cont.)

		Appropriation		Appropriation Fund Sources	
		Allocations	Items	General Fund	Other Funds
4	Prince Wm Sound Comm College -	475,700			
5	Physical Plant				
6	Prince Wm Sound Comm College -	6,000			
7	Scholarships				
8	Prince Wm Sound Comm College -	144,100			
9	Student Services				
10	Statewide Ed/Armed Forces -	20,000			
11	Academic Support				
12	Statewide Ed/Armed Forces -	202,000			
13	Auxiliary Services				
14	Statewide Ed/Armed Forces -	2,256,400			
15	Instruction				
16	Statewide Ed/Armed Forces -	9,600			
17	Physical Plant				
18	Bristol Bay Campus - Auxiliary	17,300			
19	Services				
20	Bristol Bay Campus -	178,200			
21	Institutional Support				
22	Bristol Bay Campus - Instruction	532,600			
23	Bristol Bay Campus - Physical	62,300			
24	Plant				
25	Chukchi Campus - Academic	49,800			
26	Support				
27	Chukchi Campus - Auxiliary	22,200			
28	Services				
29	Chukchi Campus - Institutional	359,600			
30	Support				
31	Chukchi Campus - Instruction	765,800			
32	Chukchi Campus - Library	52,300			
33	Services				
34	Chukchi Campus - Physical Plant	57,200			
35	Chukchi Campus - Student	46,200			
36	Services				
37	Cooperative Extension Services	5,613,600			

1 University of Alaska (cont.)

2 3 Allocations	Appropriation 4 Items	Appropriation 5 General Fund	Fund Sources 6 Other Funds
4 - Public Service			
5 Fairbanks Campus - Academic	4,147,800		
6 Support			
7 Fairbanks Campus - Auxiliary	9,583,200		
8 Services			
9 Fairbanks Campus - Debt Service	1,957,100		
10 Fairbanks Campus -	18,739,100		
11 Institutional Support			
12 Fairbanks Campus - Instruction	29,607,900		
13 Fairbanks Campus -	1,348,900		
14 Intercollegiate Athletics			
15 Fairbanks Campus - Library	5,222,600		
16 Services			
17 Fairbanks Campus - Physical	16,866,200		
18 Plant			
19 Fairbanks Campus - Public	3,862,400		
20 Service			
21 Fairbanks Campus - Scholarships	798,000		
22 Fairbanks Campus - Student	4,752,000		
23 Services			
24 Fairbanks Organized Research -	53,471,800		
25 Research			
26 Interior Campus - Auxiliary	7,000		
27 Services			
28 Interior Campus - Institutional	46,000		
29 Support			
30 Interior Campus - Instruction	1,089,800		
31 Interior Campus - Physical Plant	98,100		
32 Kuskokwim Campus - Academic	249,800		
33 Support			
34 Kuskokwim Campus - Auxiliary	356,000		
35 Services			
36 Kuskokwim Campus -	964,000		
37 Institutional Support			

1 University of Alaska (cont.)		Appropriation		Appropriation Fund Sources	
		Allocations	Items	General Fund	Other Funds
2					
3					
4	Kuskokwim Campus - Instruction	1,765,900			
5	Kuskokwim Campus - Library	148,400			
6	Services				
7	Kuskokwim Campus - Physical	299,800			
8	Plant				
9	Kuskokwim Campus - Research	240,100			
10	Kuskokwim Campus - Student	243,700			
11	Services				
12	Northwest Campus - Academic	150,300			
13	Support				
14	Northwest Campus - Auxiliary	72,400			
15	Services				
16	Northwest Campus -	436,600			
17	Institutional Support				
18	Northwest Campus - Instruction	1,040,200			
19	Northwest Campus - Library	15,600			
20	Services				
21	Northwest Campus - Physical	151,400			
22	Plant				
23	Northwest Campus - Student	43,100			
24	Services				
25	Rural College - Academic Support	1,081,400			
26	Rural College - Auxiliary	93,300			
27	Services				
28	Rural College - Institutional	492,600			
29	Support				
30	Rural College - Instruction	5,640,900			
31	Rural College - Physical Plant	64,500			
32	School of Fisheries - Academic	757,100			
33	Support				
34	School of Fisheries -	2,593,000			
35	Institutional Support				
36	School of Fisheries -	643,000			
37	Instruction				

1 University of Alaska (cont.)		2	3	4	5
		6	7	8	9
		10	11	12	13
		14	15	16	17
		18	19	20	21
		22	23	24	25
		26	27	28	29
		30	31	32	33
		34	35	36	37
		38	39	40	41
		42	43	44	45
		46	47	48	49
		50	51	52	53
		54	55	56	57
		58	59	60	61
		62	63	64	65
		66	67	68	69
		70	71	72	73
		74	75	76	77
		78	79	80	81
		82	83	84	85
		86	87	88	89
		90	91	92	93
		94	95	96	97
		98	99	100	101
		102	103	104	105
		106	107	108	109
		110	111	112	113
		114	115	116	117
		118	119	120	121
		122	123	124	125
		126	127	128	129
		130	131	132	133
		134	135	136	137
		138	139	140	141
		142	143	144	145
		146	147	148	149
		150	151	152	153
		154	155	156	157
		158	159	160	161
		162	163	164	165
		166	167	168	169
		170	171	172	173
		174	175	176	177
		178	179	180	181
		182	183	184	185
		186	187	188	189
		190	191	192	193
		194	195	196	197
		198	199	200	201
		202	203	204	205
		206	207	208	209
		210	211	212	213
		214	215	216	217
		218	219	220	221
		222	223	224	225
		226	227	228	229
		230	231	232	233
		234	235	236	237
		238	239	240	241
		242	243	244	245
		246	247	248	249
		250	251	252	253
		254	255	256	257
		258	259	260	261
		262	263	264	265
		266	267	268	269
		270	271	272	273
		274	275	276	277
		278	279	280	281
		282	283	284	285
		286	287	288	289
		290	291	292	293
		294	295	296	297
		298	299	300	301
		302	303	304	305
		306	307	308	309
		310	311	312	313
		314	315	316	317
		318	319	320	321
		322	323	324	325
		326	327	328	329
		330	331	332	333
		334	335	336	337
		338	339	340	341
		342	343	344	345
		346	347	348	349
		350	351	352	353
		354	355	356	357
		358	359	360	361
		362	363	364	365
		366	367	368	369
		370	371	372	373
		374	375	376	377
		378	379	380	381
		382	383	384	385
		386	387	388	389
		390	391	392	393
		394	395	396	397
		398	399	400	401
		402	403	404	405
		406	407	408	409
		410	411	412	413
		414	415	416	417
		418	419	420	421
		422	423	424	425
		426	427	428	429
		430	431	432	433
		434	435	436	437
		438	439	440	441
		442	443	444	445
		446	447	448	449
		450	451	452	453
		454	455	456	457
		458	459	460	461
		462	463	464	465
		466	467	468	469
		470	471	472	473
		474	475	476	477
		478	479	480	481
		482	483	484	485
		486	487	488	489
		490	491	492	493
		494	495	496	497
		498	499	500	501
		502	503	504	505
		506	507	508	509
		510	511	512	513
		514	515	516	517
		518	519	520	521
		522	523	524	525
		526	527	528	529
		530	531	532	533
		534	535	536	537
		538	539	540	541
		542	543	544	545
		546	547	548	549
		550	551	552	553
		554	555	556	557
		558	559	560	561
		562	563	564	565
		566	567	568	569
		570	571	572	573
		574	575	576	577
		578	579	580	581
		582	583	584	585
		586	587	588	589
		590	591	592	593
		594	595	596	597
		598	599	600	601
		602	603	604	605
		606	607	608	609
		610	611	612	613
		614	615	616	617
		618	619	620	621
		622	623	624	625
		626	627	628	629
		630	631	632	633
		634	635	636	637
		638	639	640	641
		642	643	644	645
		646	647	648	649
		650	651	652	653
		654	655	656	657
		658	659	660	661
		662	663	664	665
		666	667	668	669
		670	671	672	673
		674	675	676	677
		678	679	680	681
		682	683	684	685
		686	687	688	689
		690	691	692	693
		694	695	696	697
		698	699	700	701
		702	703	704	705
		706	707	708	709
		710	711	712	713
		714	715	716	717
		718	719	720	721
		722	723	724	725
		726	727	728	729
		730	731	732	733
		734	735	736	737
		738	739	740	741
		742	743	744	745
		746	747	748	749
		750	751	752	753
		754	755	756	757
		758	759	760	761
		762	763	764	765
		766	767	768	769
		770	771	772	773
		774	775	776	777
		778	779	780	781
		782	783	784	785
		786	787	788	789
		790	791	792	793
		794	795	796	797
		798	799	800	801
		802	803	804	805
		806	807	808	809
		810	811	812	813
		814	815	816	817
		818	819	820	821
		822	823	824	825
		826	827	828	829
		830	831	832	833
		834	835	836	837
		838	839	840	841
		842	843	844	845
		846	847	848	849
		850	851	852	853
		854	855	856	857
		858	859	860	861
		862	863	864	865
		866	867	868	869
		870	871	872	873
		874	875	876	877
		878	879	880	881
		882	883	884	885
		886	887	888	889
		890	891	892	893
		894	895	896	897
		898	899	900	901
		902	903	904	905
		906	907	908	909
		910	911	912	913
		914	915	916	917
		918	919	920	921
		922	923	924	925
		926	927	928	929
		930	931	932	933
		934	935	936	937
		938	939	940	941
		942	943	944	945
		946	947	948	949
		950	951	952	953
		954	955	956	957
		958	959	960	961
		962	963	964	965
		966	967	968	969
		970	971	972	973
		974	975	976	977

1 University of Alaska (cont.)		Appropriation		Appropriation Fund Sources	
	Allocations	Items	General Fund	Other Funds	
4	Sitka Campus - Auxiliary	71,400			
5	Services				
6	Sitka Campus - Institutional	398,900			
7	Support				
8	Sitka Campus - Instruction	1,316,900			
9	Sitka Campus - Library Services	77,000			
10	Sitka Campus - Physical Plant	219,100			
11	Sitka Campus - Scholarships	1,000			
12	Sitka Campus - Student Services	338,900			
13	* * * * *		* * * * *		
14	* * * * * Alaska Court System		* * * * *		
15	* * * * *		* * * * *		
16	Alaska Court System		45,115,900	45,115,900	
17	Appellate Courts	3,886,100			
18	Trial Courts	35,274,700			
19	Administration and Support	5,955,100			
20	Commission on Judicial Conduct		278,400	278,400	
21	Judicial Council		788,600	788,600	
22	* * * * *		* * * * *		
23	* * * * * Legislature		* * * * *		
24	* * * * *		* * * * *		
25	Budget and Audit Committee		8,841,500	8,841,500	
26	Legislative Audit	2,786,800			
27	Legislative Finance	5,307,400			
28	Committee Expenses	747,300			
29	Legislative Council		20,211,500	19,699,200	512,300
30	Salaries and Allowances	3,561,800			
31	Executive Administration	2,153,400			
32	Public Services	2,013,900			
33	Administrative Services	1,449,600			
34	Legal Services	1,659,500			
35	Session Expenses	6,153,900			
36	Council and Subcommittees	783,800			
37	General Services	2,190,200			

1 Legislature (cont.)		Appropriation	Appropriation	Fund Sources
2				
3	Allocations	Items	General Fund	Other Funds
4 Legislative Research Agency	810,600			
5 Unallocated Reduction	-565,200			
6 Legislative Operating Budget		7,725,700	7,725,700	
7 Ombudsman		1,553,200	1,553,200	
8 * Sec. 39	The following sets out the funding by agency for the appropriations made in the			
9	preceding section of this act.			
10 Office of the Governor				
11 Federal Receipts	2,190,100			
12 General Fund Match	1,515,000			
13 General Fund Receipts	14,713,100			
14 General Fund/Program Receipts	4,900			
15 Department of Administration				
16 Federal Receipts	6,607,700			
17 General Fund Match	984,900			
18 General Fund Receipts	162,778,900			
19 General Fund/Program Receipts	4,802,100			
20 General Fund/Mental Health Trust	2,094,100			
21 Inter-Agency Receipts	26,243,800			
22 Benefits Systems Receipts	3,651,100			
23 Public Employees Retirement Fund	2,214,600			
24 Surplus Property Revolving Fund	212,800			
25 Teachers Retirement System Fund	1,775,300			
26 Judicial Retirement System	39,100			
27 National Guard Retirement System	33,000			
28 Capital Improvement Project	67,400			
29 Receipts				
30 Information Service Fund	23,862,100			
31 Department of Law				
32 Federal Receipts	500,000			
33 General Fund Match	55,600			
34 General Fund Receipts	21,067,900			
35 General Fund/Program Receipts	377,400			
36 General Fund/Mental Health Trust	1,754,800			
37 Inter-Agency Receipts	12,379,800			

1 Department of Law (cont.)		Appropriation	Appropriation	Fund Sources
2		Allocations	Items	General Fund Other Funds
3				
4	Inter-agency Rcpts/Oil &	1,427,600		
5	Hazardous Waste			
6	Department of Revenue			
7	Federal Receipts	6,086,900		
8	General Fund Match	1,708,100		
9	General Fund Receipts	9,309,200		
10	General Fund/Program Receipts	1,349,200		
11	Inter-Agency Receipts	1,253,700		
12	Alaska Education Trust Fund	35,200		
13	Federal Incentive Payments	981,900		
14	State Corporation Receipts	31,202,200		
15	Science & Technology Endowment	9,609,700		
16	Income			
17	Public Employees Retirement Fund	12,829,800		
18	Teachers Retirement System Fund	7,778,000		
19	Judicial Retirement System	90,300		
20	National Guard Retirement System	25,800		
21	University Restricted Receipts	71,300		
22	Permanent Fund Dividend Fund	4,288,300		
23	Investment Loss Trust Fund	35,200		
24	Public School Fund	301,800		
25	Department of Education			
26	Federal Receipts	59,590,700		
27	General Fund Match	3,445,300		
28	General Fund Receipts	22,827,100		
29	General Fund/Program Receipts	2,346,600		
30	General Fund/Mental Health Trust	1,803,500		
31	Inter-Agency Receipts	8,312,500		
32	Donated Commodity/Handling Fee	357,700		
33	Account			
34	State Corporation Receipts	5,920,600		
35	Public Law 81-874	160,000		
36	Capital Improvement Project	187,100		
37	Receipts			

1 Department of Education (cont.)		Appropriation	Appropriation	Fund Sources
		Items	General Fund	Other Funds
2				
3	Allocations			
4	Indv/Foundt'n/Corp	400,200		
5	Gifts/Grants/Bequests			
6	Department of Health and Social Services			
7	Federal Receipts	272,841,100		
8	General Fund Match	183,064,700		
9	General Fund Receipts	122,333,200		
10	General Fund/Program Receipts	13,618,800		
11	General Fund/Mental Health Trust	113,978,800		
12	Inter-Agency Receipts	30,721,600		
13	Alcoholism & Drug Abuse	2,000		
14	Revolving Ln Fund			
15	Title 20	6,394,700		
16	Permanent Fund Dividend Fund	19,252,100		
17	Inter-agency Rcpts/Oil &	12,000		
18	Hazardous Waste			
19	Capital Improvement Project	1,601,100		
20	Receipts			
21	Department of Labor			
22	Federal Receipts	32,027,600		
23	General Fund Match	1,448,400		
24	General Fund Receipts	7,258,300		
25	General Fund/Program Receipts	972,900		
26	Inter-Agency Receipts	7,516,000		
27	Second Injury Fund Reserve	2,265,600		
28	Account			
29	Disabled Fishermans Reserve	1,289,400		
30	Account			
31	Training and Building Fund	974,300		
32	State Employment & Training	3,648,500		
33	Program			
34	Inter-agency Rcpts/Oil &	9,500		
35	Hazardous Waste			
36	Capital Improvement Project	69,700		
37	Receipts			

1 Department of Commerce and Economic Development (cont.)

2		Appropriation	Appropriation Fund Sources
3	Allocations:	Items	General Fund Other Funds
4	Department of Commerce and Economic Development		
5	Federal Receipts	7,591,300	
6	General Fund Match	1,087,700	
7	General Fund Receipts	35,978,900	
8	General Fund/Program Receipts	23,041,900	
9	Inter-Agency Receipts	327,500	
10	State Corporation Receipts	2,422,000	
11	Science & Technology Endowment	510,000	
12	Income		
13	Public Employees Retirement Fund	97,600	
14	Teachers Retirement System Fund	142,700	
15	Veterans Revolving Loan Fund	307,300	
16	Commercial Fishing Loan Fund	1,616,100	
17	Real Estate Surety Fund	149,100	
18	Electrical Service Extension	36,700	
19	Fund		
20	Small Business Loan Fund	78,900	
21	Tourism Revolving Loan Fund	1,000	
22	Capital Improvement Project	3,128,900	
23	Receipts		
24	Power Project Loan Fund	23,000	
25	Rural Electrification Revolving	3,200	
26	Loan Fund		
27	Mining Revolving Loan Fund	202,800	
28	Child Care Revolving Loan Fund	25,700	
29	Historical District Revolving	7,000	
30	Loan Fund		
31	Fisheries Enhancement Revolving	251,900	
32	Loan Fund		
33	Alternative Energy Revolving	347,300	
34	Loan Fund		
35	Residential Energy Conservation	207,500	
36	Loan Fund		
37	Power Development Revolving	1,088,900	

1 Department of Commerce and Economic Development (cont.)		Appropriation	Appropriation	Fund Sources	
		Allocations	Items	General Fund	Other Funds
2	Loan Fund				
3					
4	Bulk Fuel Revolving Loan Fund	72,500			
5	Department of Military and Veterans Affairs				
6	Federal Receipts	10,712,600			
7	General Fund Match	1,719,500			
8	General Fund Receipts	4,993,600			
9	General Fund/Program Receipts	29,100			
10	Inter-Agency Receipts	589,800			
11	Inter-agency Rcpts/Oil &	811,000			
12	Hazardous Waste				
13	Department of Natural Resources				
14	Federal Receipts	10,313,000			
15	General Fund Match	401,200			
16	General Fund Receipts	36,492,300			
17	General Fund/Program Receipts	8,321,800			
18	Inter-Agency Receipts	5,962,800			
19	Agricultural Loan Fund	1,385,000			
20	Inter-agency Rcpts/Oil &	132,100			
21	Hazardous Waste				
22	Capital Improvement Project	5,819,300			
23	Receipts				
24	Department of Fish and Game				
25	Federal Receipts	30,422,600			
26	General Fund Match	755,900			
27	General Fund Receipts	37,347,600			
28	General Fund/Program Receipts	6,188,200			
29	Inter-Agency Receipts	1,875,900			
30	Fish and Game Fund	14,667,300			
31	Inter-agency Rcpts/Oil &	206,200			
32	Hazardous Waste				
33	Capital Improvement Project	708,700			
34	Receipts				
35	Department of Public Safety				
36	Federal Receipts	4,439,300			

1 Department of Public Safety (cont.)		Appropriation	Appropriation	Fund Sources
	Allocations	Items	General Fund	Other Funds
4	General Fund Match	310,600		
5	General Fund Receipts	85,637,000		
6	General Fund/Program Receipts	4,001,800		
7	Inter-Agency Receipts	1,416,100		
8	Permanent Fund Dividend Fund	757,700		
9	Inter-agency Rcpts/Oil &	78,000		
10	Hazardous Waste			
11 Department of Transportation/Public Facilities				
12	Federal Receipts	760,100		
13	General Fund Match	74,000		
14	General Fund Receipts	95,858,400		
15	General Fund/Program Receipts	4,946,600		
16	Inter-Agency Receipts	5,376,400		
17	Highway Working Capital Fund	21,402,100		
18	International Airport Revenue	36,808,10		
19	Fund			
20	Inter-agency Rcpts/Oil &	6,500		
21	Hazardous Waste			
22	Capital Improvement Project	64,544,400		
23	Receipts			
24	Marine Highway System Fund	73,618,300		
25 Department of Environmental Conservation				
26	Federal Receipts	8,694,900		
27	General Fund Match	2,521,100		
28	General Fund Receipts	14,885,900		
29	General Fund/Program Receipts	3,962,100		
30	Inter-Agency Receipts	1,120,000		
31	Oil/Hazardous Response Fund	16,253,400		
32	Capital Improvement Project	433,700		
33	Receipts			
34	Alaska Clean Water Loan Fund	127,700		
35	Storage Tank Assistance Fund	6,691,500		
36 Department of Community & Regional Affairs				
37	Federal Receipts	24,712,200		

1 Department of Community & Regional Affairs (cont.)

2		Appropriation	Appropriation	Fund Sources
3		Allocations	Items	General Fund Other Funds
4	General Fund Match	1,700,800		
5	General Fund Receipts	87,922,800		
6	General Fund/Program Receipts	62,000		
7	General Fund/Mental Health Trust	29,500		
8	Inter-Agency Receipts	8,986,900		
9	Rural Development Initiative	70,000		
10	Fund			
11	Inter-agency Rcpts/Oil &	13,500		
12	Hazardous Waste			
13	Capital Improvement Project	618,800		
14	Receipts			
15	National Petroleum Reserve Fund	600,000		
16	Indv/Foundt'n/Corp	15,000		
17	Gifts/Grants/Bequests			
18	Department of Corrections			
19	Federal Receipts	24,000		
20	General Fund Receipts	115,401,000		
21	General Fund/Program Receipts	2,469,700		
22	General Fund/Mental Health Trust	3,332,300		
23	Inter-Agency Receipts	567,600		
24	Permanent Fund Dividend Fund	802,900		
25	Correctional Industries Fund	2,250,600		
26	Capital Improvement Project	317,900		
27	Receipts			
28	University of Alaska			
29	Federal Receipts	56,361,200		
30	General Fund Match	2,779,800		
31	General Fund Receipts	168,242,700		
32	Inter-Agency Receipts	23,995,200		
33	U/A Interest Income	2,780,600		
34	U/A Dormitory/Food/Auxiliary	19,930,700		
35	Service			
36	Science & Technology Endowment	3,000,000		
37	Income			

1 University of Alaska (cont.)		Appropriation		Appropriation Fund Sources	
		Allocations	Items	General Fund	Other Funds
2					
3					
4	U/A Student	47,763,300			
5	Tuition/Fees/Services				
6	U/A Indirect Cost Recovery	11,005,700			
7	University Restricted Receipts	46,936,100			
8	Inter-agency Rcpts/Oil &	200,000			
9	Hazardous Waste				
10	Capital Improvement Project	3,377,900			
11	Receipts				
12	Alaska Court System				
13	General Fund Receipts	46,143,600			
14	General Fund/Mental Health Trust	39,300			
15	Legislature				
16	General Fund Receipts	37,727,800			
17	General Fund/Program Receipts	91,800			
18	Inter-Agency Receipts	275,000			
19	Inter-agency Rcpts/Oil &	237,300			
20	Hazardous Waste				
21	* Sec. 40 This act takes effect July 1, 1993.				

SENATE FINANCE
COMMITTEE

Amendment Number: 2
Bill Number: SB 175
Sponsor: JK Date: 4/3
Logged In By: _____

Amendment to the Department of Education budget

Add \$34,000 in general funds and reduce \$34,000 in program receipts for the Teacher Certification Program in the department.

The Teacher Certification section has a back-log of applications for renewal and/or initial approval for certification of six months at the present time. If you are a qualified teacher, have been interviewed for a job and hired based on certification or renewal, you may lose the opportunity for that job because of the exiting delays.

This amendment would give the section a more reliable budget at this crucial time in reduction of the backlog.

filed 6-1

SENATE FINANCE
COMMITTEE

Amendment Number: 3
Bill Number: SB 17K
Sponsor: JK Date: 7/3
Logged In By: _____

KE Amendment to the Department of Education Budget

add \$34,000 in general funds to the Teacher Certification unit.

This amount of money would maintain the existing structure of the unit. This Unit is already six months behind on approving teacher certificates.

The state is responsible for certifying teachers to ensure that they are qualified in every area stated. The state is at the present time shirking those duties and causing delays for individuals in getting jobs. In some cases, individuals have been offered jobs but cannot take them because of this delay.

For this small amount of money, the state has an opportunity to work the backlog. With a reduction in this area we only fall farther and farther behind even if the process is changed to make certification more efficient. We are impacting, in this reduction, the ability of a portion of our citizens to get a job.

Failed 6-1

4-3-93 Not offered
Next Amendment
Numbered 4

SENATE FINANCE
COMMITTEE

Amendment Number: 4
Bill Number: SB175
Sponsor: Kerttula Date: 4/3
Logged In By: PL

Submitted by Senator Kerttula

✓ Letter of Intent to the Department of Education budget

Page 1

It is the intent of the Legislature, notwithstanding any provision to the contrary, and funding community in existence on the date of enactment of this section shall continue in existence henceforth, providing, however, that sufficient enrollment is maintained.

This intent would make the legislatures intent known that the Department of Education will not arbitrarily change funding communities as proposed by the attached documentation.

FY94

Funding Communities Removed:

Anchorage - Eagle River, Girdwood

Copper River - Copper Center, Gakona

Delta/Greely - Healy Lake

Fairbanks - North Pole, Salcha, Two Rivers, Eielson

Haines - Mosquito Lake

Iditarod - Telida (less than 5)

Kenai - McNeil Canyon, Moose Pass, Sterling, Tustumena

Kuspuk - Lower Kalskag

Mat-Su - Willow, Trapper Creek, Talkeetna, Butte, Sutton, Big Lake, Point McKenzie

ALASKA DEPARTMENT OF EDUCATION
 PROPOSED FY94 FOUNDATION PROGRAM

2-18-93 FILE:PROPCOMM.XLS

	Consolidated Communities Foundation Proposal	Existing Communities Foundation Proposal	Existing less Proposal
ADAK	\$1,988,313	\$1,988,313	\$0
ALASKA GATEWAY	5,084,031	5,084,031	0
ALEUTIAN REGION	663,039	663,039	0
ALEUTIANS EAST	3,737,817	3,737,817	0
ANCHORAGE	190,292,495	191,086,715	784,220
ANNETTE ISLANDS	1,518,274	1,518,274	0
BERING STRAIT	14,479,111	14,479,111	0
BRISTOL BAY	1,605,061	1,605,061	0
CHATHAM	3,198,528	3,198,528	0
CHUGACH	1,947,623	1,947,623	0
COPPER RIVER	5,461,359	6,082,339	620,980
CORDOVA	2,683,413	2,683,413	0
CRAIG	2,350,589	2,350,589	0
DELTA/GREELY	5,073,257	5,172,687	99,430
DILLINGHAM	3,628,208	3,628,208	0
FAIRBANKS	72,380,957	73,957,197	1,576,240
GALENA	1,323,807	1,323,807	0
HAINES	2,407,500	2,589,890	182,390
HOONAH	1,962,252	1,962,252	0
HYDABURG	1,143,079	1,143,079	0
IDITAROD	5,065,745	5,217,635	151,890
JUNEAU	23,624,538	23,624,538	0
KAKE	1,273,757	1,273,757	0
KASHUNAMIUT	1,639,390	1,639,390	0
KENAI	44,414,688	48,393,528	1,978,840
KETCHIKAN	10,904,840	10,904,840	0
KLAWOCK	1,599,036	1,599,036	0
KODIAK	13,804,107	13,804,107	0
KUSPUK	5,125,310	5,467,300	340,990
LAKE AND PENN.	6,399,107	6,399,107	0
LOWER KUSKOKWIM	29,315,486	29,315,486	0
LOWER YUKON	12,333,650	12,333,650	0
MATSU	52,170,652	55,626,302	3,455,650
NENANA	1,687,078	1,687,078	0
NOME	4,851,040	4,851,040	0
NORTH SLOPE	9,033,086	9,033,086	0
NORTHWEST ARCTIC	14,681,082	14,681,082	0
PELICAN	606,770	606,770	0
PETERSBURG	3,356,396	3,356,396	0
PRIBILOF	1,758,699	1,758,699	0
RAILBELT	3,516,988	3,516,988	0
SITKA	7,530,114	7,530,114	0
SKAGWAY	914,427	914,427	0
SOUTHEAST	5,386,111	5,386,111	0
SOUTHWEST	6,113,958	6,113,958	0
ST. MARY'S	1,365,401	1,365,401	0
TANANA	1,200,812	1,200,812	0
UNALASKA	1,827,580	1,827,580	0
VALDEZ	3,527,801	3,527,801	0
WRANGELL	2,686,623	2,686,623	0
YAKUTAT	1,179,706	1,179,706	0
YUKON FLATS	4,817,498	4,817,498	0
YUKON/KOYUKUK	6,819,885	6,819,885	0
YUPIIT	3,840,786	3,840,786	0
STATE CCS	3,618,063	3,618,063	0
MI. EDGE CUMBE	1,853,791	1,853,791	0
TOTALS	\$622,773,712	\$631,974,342	\$9,200,630

Letter of Intent

FY94 Operating Budget

It is the intent of the legislature that the various departments, divisions, and agencies of state government operate within the appropriation levels approved and authorized by the legislature and Governor in the FY94 state operating budget.

Appropriate department, division, and agency officials are directed to make reductions where necessary in personnel services, travel, contractual, commodities, equipment, and other administrative support services to the fullest extent possible to meet FY94 funding levels. Department officials are further urged to leave intact, wherever possible, funding for programs, grants, and services that directly impact the people of Alaska.

It is further the intention of the legislature during the second session of this legislature to thoroughly review the success of each department, division, and agency of state government in meeting the goal of staying within the FY94 appropriation levels.

It is further the intent of the legislature to take whatever steps may be necessary the following session to ensure FY94 funding levels are not exceeded. Those steps may include denial of personnel services funding for management employees responsible for implementing budget reductions and operating within FY94 appropriation levels. When appropriate in order to maintain the goal of reduced state spending, FY94 supplemental funding requests shall be denied.

Departments, divisions, and agency officials are seriously encouraged to consider this letter of intent the stated primary goal of the 18th Alaska State Legislature.

never brought up

THE FOLLOWING DOCUMENT HAS NOT
BEEN FILMED BUT IS AVAILABLE IN THE
ORIGINAL FILE.

THE FOLLOWING DOCUMENT HAS NOT
BEEN FILMED BUT IS AVAILABLE IN THE
ORIGINAL FILE.

SB

176

SFIN

FILE

SENATE FINANCE COMMITTEE REPORT

DATE: 4/16/93

FURTHER:

DATE TURNED INTO OFFICE: 4-18-93

The Finance Committee considered SENATE BILL NO. 176

"An Act relating to the municipal tax exemption for inventories intended for export."

and recommends:

- replace with _____ CS _____ (FINANCE)
- or adopt previous _____ CS _____ (_____)
- attaches amendment(s)

- same title
- new title
- technical title change (HB only)

adopts _____ Letter of Intent

further referral to the _____

do pass

do not pass

no recommendation

individual recommendations

NEW FISCAL NOTES

Department	Date	Zero	Fiscal

PREVIOUS FISCAL NOTES

Department	Date	Zero	Fiscal
SSTA/DCVED	4-1-93	0	
DCVKA	4-6-93	0	

Appropriation No Fiscal Note

DO PASS:

OTHER RECOMMENDATIONS:

Almeida Kelly No Rec
Tom Kelly No Rec
George Stanko No Rec
Ken Chapman No Rec

1. Almeida Kelly No Pass
 Co-Chair: Signature/Recommendation

2. Tom Kelly No Rec
 Co-Chair: Signature/Recommendation

FISCAL NOT

No. 2

STATE OF ALASKA
1993 LEGISLATIVE SESSION

Bill Version: SB 176

(S) Publish Date: 4-16-93

Revision Date: April 1, 1993

Dept. Affected: Department of Commerce

Title: An Act Relating to the Municipal Tax Exemptions for Inventories Increased on Exports

BRU: _____

Component: _____

Sponsor: Senate State Affairs Committee

Requestor: Senate Community and Regional Affairs

COMPONENT SERIAL NO. _____

Expenditures/Revenues:

(Thousands of Dollars)

OPERATING	FY94	FY95	FY96	FY97	FY98	FY99
PERSONAL SERVICES						
TRAVEL						
CONTRACTUAL						
SUPPLIES						
EQUIPMENT						
LAND & STRUCTURES						
GRANTS, CLAIMS						
MISCELLANEOUS						
TOTAL OPERATING	-0-	-0-	-0-	-0-	-0-	-0-

CAPITAL						
---------	--	--	--	--	--	--

REVENUE FUND SOURCE:						
----------------------	--	--	--	--	--	--

FUNDING:

(Thousands of Dollars)

1002 Federal Receipts						
1003 GF Match						
1004 GF						
1005 GF/Program Receipts						
1006 GF/MHTIA						
Other						
TOTAL	-0-	-0-	-0-	-0-	-0-	-0-

POSITIONS:

FULL-TIME						
PART-TIME						
TEMPORARY						

Estimate of current year (FY93) impact \$ -0-

ANALYSIS:

(Attach a separate page if necessary)

Prepared by: Portia Babcock, Committee Aide

Division: Senate State Affairs Committee

Phone: 465-4522

Date: April 1, 1993

Approved by Commissioner: Senator Loren Leman, Chairman

Agency: Senate State Affairs Committee

Date: April 1, 1993

PREPARER TO PROVIDE ALL DISTRIBUTION COPIES TO GOVERNOR'S LEGISLATIVE OFFICE

For further distribution information call the Governor's Legislative Office

STATE OF ALASKA
1993 LEGISLATIVE SESSION

FISCAL NOTE

Revision Date: _____ Dept. Affected: Community & Regional Affairs
Title: "An Act relating to the municipal tax exemption for inventories intended for export." BRU: _____
Sponsor: Senate State Affairs Committee Component: _____
Requestor: _____ COMPONENT SERIAL NO. _____

Expenditures/Revenues: (Thousands of Dollars)

OPERATING	FY 94	FY 95	FY 96	FY 97	FY 98	FY 99
PERSONAL SERVICES						
TRAVEL						
CONTRACTUAL						
SUPPLIES						
EQUIPMENT						
LAND & STRUCTURES						
GRANTS, CLAIMS						
MISCELLANEOUS						
TOTAL OPERATING	0.0	0.0	0.0	0.0	0.0	0.0

CAPITAL						
---------	--	--	--	--	--	--

REVENUE FUND SOURCE:						
----------------------	--	--	--	--	--	--

FUNDING: (Thousands of Dollars)

1002 Federal Receipts						
1003 GF Match						
1004 GF						
1005 GF/Program Receipts						
1006 GF/MHTIA						
Other						
TOTAL	0.0	0.0	0.0	0.0	0.0	0.0

POSITIONS:

FULL-TIME	0	0	0	0	0	0
PART-TIME						
TEMPORARY						

Estimate of current (FY93) Impact \$ none

ANALYSIS: (Attach a separate page if necessary)

Prepared by: Remond Henderson Phone: 465-4708
Division: Administrative Services Date: 4/6/93
Approved by Commissioner: [Signature] Deputy Commissioner Date: 4/6/93
Agency: Community & Regional Affairs

SENATE COMMITTEE REPORT
FIRST COMMITTEE OF REFERRAL

DATE: 3/29/93

FURTHER: FINANCE

Date of 5-Day Notice: 4/8/93
(in accordance with Uniform Rule 23)

DATE TURNED INTO OFFICE: 4-10-93

CRA Committee considered SB 176

"An Act relating to the (municipal tax exemption for inventories intended for export.)"

rpts it has plus

and recommends:

replace with _____ CS _____

- same title
- new title
- technical title change (HB only)

attaches amendment(s)

adopts _____ Letter of Intent

further referral to the _____

2 of 201

do pass

do not pass

no recommendation

individual recommendations

FISCAL NOTE INFORMATION

Department	Date	Zero	Fiscal
<i>Dept of Commerce</i>	<i>4/1/93</i>	<i>0</i>	
<i>Dept of Comt Reg Aud</i>	<i>4/10/93</i>	<i>0</i>	

Department	Date	Zero	Fiscal

Appropriation No Fiscal Note

Governor's Bill with Previous Fiscal Notes (enter information above)

DO PASS:

Steven A. Lerman

OTHER RECOMMENDATIONS:

1) Paul F. Blumenthal No Rec

1) Roll & Call No Rec

Chair: Signature and Recommendation

SB

177

SFIN

FILE

SENATE FINANCE COMMITTEE REPORT

DATE: 4/14/93

FURTHER:

DATE TURNED INTO OFFICE: _____

The Finance Committee considered SENATE BILL NO. 177

"An Act relating to salmon marketing, a salmon marketing tax, and the Alaska Seafood Marketing Institute; and providing for an effective date."

Died in SFC 1994

and recommends:

- replace with _____ CS _____ (FINANCE)
- or adopt previous _____ CS _____ ()
- attaches amendment(s)

- same title
- new title
- technical title change (HB only)

adopts _____ Letter of Intent

further referral to the _____

do pass

do not pass

no recommendation

individual recommendations

NEW FISCAL NOTES

Department	Date	Zero	Fiscal

PREVIOUS FISCAL NOTES

Department	Date	Zero	Fiscal

Appropriation No Fiscal Note

DO PASS:

OTHER RECOMMENDATIONS:

1. _____
Co-Chair: Signature/Recommendation

2. _____
Co-Chair: Signature/Recommendation

SENATE COMMITTEE REPORT
FIRST COMMITTEE OF REFERRAL

DATE: 3/29/93

FURTHER FINANCE

Date of 5-Day Notice: 4/1/93
(in accordance with Uniform Rule 23)

DATE TURNED INTO OFFICE: 4/14/93

L&C Committee considered SB 177

(Relating to salmon marketing, a salmon marketing tax, and the Alaska Seafood marketing Institute; efd.)

and rec. be replaced and recommends R be replaced with

and recommends:

replace with _____ CS SB 177 (L&C)

- same title
- new title
- technical title change (HB only)

attaches amendment(s) *+ reports it back w/ no recom*

adopts _____ Letter of Intent

further referral to the _____

do pass

do not pass

no recommendation

individual recommendations

FISCAL NOTE INFORMATION

	Department	Date	Zero	Fiscal
CS	DOR	4/5		5,750.00
SB	DOR	4/2		100.00

	Department	Date	Zero	Fiscal

Appropriation No Fiscal Note

Governor's Bill with Previous Fiscal Notes (enter information above)

DO PASS:

OTHER RECOMMENDATIONS:

(1) Ben May - No Rec
(1) ...
(1) G. Sain (No Rec)
(2) ... Amend

(1) Tom Kelly - No Rec

Chair: Signature and Recommendation

ALASKA STATE LEGISLATURE
SENATE BILL NO. 177

HISTORY IN THE SENATE

19 93
3/29
4/14

Read first time and referred to:
LAC, FIA

LAC RPT() CS DP 4 NR DNP AM
 New Title Same Title Previous FN
 FN OFN To Sen

 RPT() CS DP NR DNP AM
 New Title Same Title Previous FN
 FN OFN To

 RPT() CS DP NR DNP AM
 New Title Same Title Previous FN
 FN OFN To

 Rules Calendar() CS AM Other
 New Title Same Title Previous FN
 FN OFN

Read second time

 CS Adopted () New Title
 Amended Advanced

Read third time

 Letter of Intent adopted
 Return to second for specific amendment

PASSED EFD Same or
Yeas Yeas
Nays Nays
Excused Excused
Absent Absent

Reconsideration
Reconsideration not taken up

PASSED EFD Same or
Yeas Yeas
Nays Nays
Excused Excused
Absent Absent

Reported correctly engrossed
Signed by President, to House

Secretary of the Senate

HISTORY IN THE HOUSE

19

Read first time and referred to:

 RPT CS() New Title
 DP DNP NR AM
 FN OFN Previous FN

 RPT CS() New Title
 DP DNP NR AM
 FN OFN Previous FN

 RPT CS() New Title
 DP DNP NR AM
 FN OFN Previous FN

Read second time
CS() Adopted

Amended

Advanced

Read third time

Return to second for specific amendment

PASSED EFD Same or
Yeas Yeas
Nays Nays
Excused Excused
Absent Absent

 Intent adopted

Reconsideration
Reconsideration not taken up

PASSED ON RECON. EFD Same or
Yeas Yeas
Nays Nays
Excused Excused
Absent Absent

 Intent adopted

Reported correctly engrossed, signed by the Speaker
and returned to the Senate

Chief Clerk of the House

SENATE-HOUSE HISTORY Continued

19

Received from the House

Version: _____

Concur in House amendment

Y ___ N ___ E ___ A ___
Efd same or Y ___ N ___ E ___ A ___

Failed to concur in House amendment, ask House recede

Y ___ N ___ E ___ A ___

House failed to / receded from amendment

Y ___ N ___ E ___ A ___

CC appointed by Senate _____ Chair

CC appointed by House _____ Chair

(S) Granted Limited Powers of Free Conference

(H) Granted Limited Powers of Free Conference

19

(S) Adopted CC Rpt _____

Y ___ N ___ E ___ A ___
Efd same or Y ___ N ___ E ___ A ___

(H) Adopted CC Rpt _____

Y ___ N ___ E ___ A ___
Efd same or Y ___ N ___ E ___ A ___

To enrolling

Received from enrolling

Sent to Governor

_____ By Governor

Chapter Number _____

Filed with Lieutenant Governor

FISCAL NOTE

No. 1

STATE OF ALASKA
1993 LEGISLATIVE SESSION

BI

Bill Version: SB 177

(S) Publish Date: 4-14-93

Revision Date: _____ Dept. Affected: Revenue
 Title: Salmon Marketing and Enhancement Taxes BRU: Revenue Operations
 Component: Income and Excise Audit
 Sponsor: Senate Finance
 Requestor: Senate Finance COMPONENT SERIAL NO. 113

Expenditures/Revenues: (Thousands of Dollars)

OPERATING	FY94	FY95	FY96	FY97	FY98	FY99
PERSONAL SERVICES	38.4	76.7	76.7	76.7	76.7	76.7
TRAVEL	0	15.0	15.0	15.0	15.0	15.0
CONTRACTUAL	3.0	6.0	6.0	6.0	6.0	6.0
SUPPLIES	2.0	2.0	2.0	2.0	2.0	2.0
EQUIPMENT	10.0	0	0	0	0	0
LAND & STRUCTURES						
GRANTS, CLAIMS						
MISCELLANEOUS						
TOTAL OPERATING	53.4	99.7	99.7	99.7	99.7	99.7

CAPITAL						
---------	--	--	--	--	--	--

REVENUE FUND SOURCE: General Fund	100.0	5,750.0	5,750.0	5,750.0	5,750.0	5,750.0
-----------------------------------	-------	---------	---------	---------	---------	---------

FUNDING: (Thousands of Dollars)

1002 Federal Receipts						
1003 GF Match						
1004 GF	53.4	99.7	99.7	99.7	99.7	99.7
1005 GF/Program Receipts						
1006 GF/MHTIA						
Other						
TOTAL	53.4	99.7	99.7	99.7	99.7	99.7

POSITIONS:

FULL-TIME	2	2	2	2	2	2
PART-TIME						
TEMPORARY						

Estimate of current year (FY93) impact: \$ 0

ANALYSIS: (Attach a separate page if necessary)

(See Attached)

Prepared by: Larry E. Meyers, Director Phone: 465-2320
 Division: Income and Excise Audit Division Date: April 2, 1993
 Approved by Commissioner: Darrel J. Rexwinkel Date: April 2, 1993
 Agency: Commissioner

PREPARER TO PROVIDE ALL DISTRIBUTION COPIES TO GOVERNOR'S LEGISLATIVE OFFICE
 For further distribution information call the Governor's Legislative Office

Analysis

This bill affects the Department of Revenue by adding a new chapter to AS 43.76 which provides for a salmon marketing tax. The salmon marketing tax would be imposed on limited entry or interim-use holders at a rate of 1% of the value of the salmon and would be collected by buyers in the state. The buyers would remit the taxes to the Department on a monthly basis. This tax would be automatically repealed after 5 years under section 9 of the bill.

According to the Department of Fish and Game, the total estimated value of salmon harvested in 1992 was \$575 million. Applying the salmon marketing tax to this value, the Department would expect to receive \$5.75 million (\$575 million times 1%).

Operating Costs

The Department expects to receive an average of 6 returns to be filed from 500 buyers (based on the number of licensed fisheries business processors in 1992). As a result, the salmon marketing tax program will generate approximately 3000 additional returns for the Department to data capture and process. Additionally, the Department will conduct audits of buyers' records to insure compliance.

		<u>FY 94*</u>	<u>FY 95-99</u>
Personal Services			
Tax Examiner - Juneau (Range 12A)	\$40.7		
Accounting Clerk II - Juneau (Range 9A)	<u>36.0</u>		
Total Personal Services		\$38.4	76.7
Travel			
10 Audit Trips	10.0		
5 Compliance Trips	<u>5.0</u>		
Total Travel		0	15.0
Contractual			
Phone/Utilities	3.0		
Printing	2.0		
Mailing	<u>1.0</u>		
Total Contractual		3.0	6.0
Supplies		2.0	2.0
Equipment (FY 94 Only)			
Computer and Modular Furniture		<u>10.0</u>	<u>0.0</u>
Total Operating Costs		<u>\$53.4</u>	<u>\$99.7</u>

* Since the salmon marketing tax program does not become effective until January 1, 1994, personal services and contractual costs are reflected for half of FY 94.

FISCAL NOTE

No. 2

STATE OF ALASKA
1993 LEGISLATIVE SESSION

Bill Version: CSSB 177(LCC)

(S) Publish Date: 4-14-93

Revision Date:	Dept. Affected: Revenue
Title: <u>Salmon Marketing and Enhancement Taxes</u>	BRU: <u>Revenue Operations</u>
Sponsor: <u>Senate Finance</u>	Component: <u>Income and Excise Audit</u>
Requestor: <u>Senate Finance</u>	COMPONENT SERIAL NO. <u>113</u>

Expenditures/Revenues: (Thousands of Dollars)

OPERATING	FY94	FY95	FY96	FY97	FY98	FY99
PERSONAL SERVICES	76.7	76.7	76.7	76.7	76.7	76.7
TRAVEL	15.0	15.0	15.0	15.0	15.0	15.0
CONTRACTUAL	6.0	6.0	6.0	6.0	6.0	6.0
SUPPLIES	2.0	2.0	2.0	2.0	2.0	2.0
EQUIPMENT	10.0	0	0	0	0	0
LAND & STRUCTURES						
GRANTS, CLAIMS						
MISCELLANEOUS						
TOTAL OPERATING	109.7	99.7	99.7	99.7	99.7	99.7

CAPITAL						
---------	--	--	--	--	--	--

REVENUE FUND SOURCE: General Fund	5,750.0	5,750.0	5,750.0	5,750.0	5,750.0	5,750.0
-----------------------------------	---------	---------	---------	---------	---------	---------

FUNDING: (Thousands of Dollars)

1002 Federal Receipts						
1003 GF Match						
1004 GF	109.7	99.7	99.7	99.7	99.7	99.7
1005 GF/Program Receipts						
1006 GF/MHTIA						
Other						
TOTAL	109.7	99.7	99.7	99.7	99.7	99.7

POSITIONS:

FULL-TIME	2	2	2	2	2	2
PART-TIME						
TEMPORARY						

Estimate of current year (FY93) impact: \$ _____

ANALYSIS: (Attach a separate page if necessary)

(See Attached)

Prepared by: <u>Larry E. Meyers, Director</u>	Phone: <u>465-2320</u>
Division: <u>Income and Excise Audit Division</u>	Date: <u>April 5, 1993</u>
Approved by Commissioner: <u>Darrel J. Rexwinkel</u>	Date: <u>April 5, 1993</u>
Agency: <u>Commissioner</u>	

PREPARER TO PROVIDE ALL DISTRIBUTION COPIES TO GOVERNOR'S LEGISLATIVE OFFICE
For further distribution information call the Governor's Legislative Office

Analysis

This bill affects the Department of Revenue by adding a new chapter to AS 43.76 which provides for a salmon marketing tax. The salmon marketing tax would be imposed on limited entry or interim-use holders at a rate of 1% of the value of the salmon and would be collected by buyers in the state. The buyers would remit the taxes to the Department on a monthly basis. This tax would take effect July 1, 1993 and be automatically repealed after 6 years under section 9 of the bill.

According to the Department of Fish and Game, the total estimated value of salmon harvested in 1992 was \$575 million. Applying the salmon marketing tax to this value, the Department would expect to receive \$5.75 million (\$575 million times 1%).

Operating Costs

The Department expects to receive an average of 6 returns to be filed from 500 buyers (based on the number of licensed fisheries business processors in 1992). As a result, the salmon marketing tax program will generate approximately 3000 additional returns for the Department to data capture and process. Additionally, the Department will conduct audits of buyers' records to insure compliance.

		<u>FY 94*</u>	<u>FY 95-99</u>
Personal Services			
Tax Examiner - Juneau (Range 12A)	\$40.7		
Accounting Clerk II - Juneau (Range 9A)	<u>36.0</u>		
Total Personal Services		\$76.7	76.7
Travel			
10 Audit Trips	10.0		
5 Compliance Trips	<u>5.0</u>		
Total Travel		15.0	15.0
Contractual			
Phone/Utilities	3.0		
Printing	2.0		
Mailing	<u>1.0</u>		
Total Contractual		6.0	6.0
Supplies			
		2.0	2.0
Equipment (FY 94 Only)			
Computer and Modular Furniture		<u>10.0</u>	<u>0.0</u>
Total Operating Costs		<u>\$109.7</u>	<u>\$99.7</u>

FISCAL NOTE

STATE OF ALASKA
1993 LEGISLATIVE SESSION

BILL NO. CSSB 177 (L&C)
B-LS0946\R

Revision Date: _____
 Title: Salmon Marketing and Enhancement Taxes

Department Affected: Commerce and Economic Development
 BRU: Alaska Seafood Marketing Institute/Economic Development
 Component: _____

Sponsor: Senate Finance
 Requestor: Senate Finance

COMPONENT SERIAL NO. 0393

EXPENDITURES/REVENUES:

OPERATING	FY 94	FY 95	FY 96	FY 97	FY 98	FY 99
PERSONAL SERVICES						
TRAVEL						
CONTRACTUAL	5,640.3	5,650.3	5,650.3	5,650.3	5,650.3	5,650.3
SUPPLIES						
EQUIPMENT						
LAND & STRUCTURES						
GRANTS, CLAIMS						
MISCELLANEOUS						
TOTAL OPERATING	5,640.3	5,650.3	5,650.3	5,650.3	5,650.3	5,650.3

CAPITAL						
----------------	--	--	--	--	--	--

REVENUE FUND SOURCE:						
-----------------------------	--	--	--	--	--	--

FUNDING:

1002 Federal Receipts						
1003 GF Match						
1004 GF						
1005 GF/Program Receipts	5,640.3	5,650.3	5,650.3	5,650.3	5,650.3	5,650.3
1006 GF/MHTIA						
OTHER						
TOTAL	5,640.3	5,650.3	5,650.3	5,650.3	5,650.3	5,650.3

POSITIONS:

FULL-TIME						
PART-TIME						
TEMPORARY						

Estimate of current year (FY 93) impact: 0

ANALYSIS: (Attach a separate page if necessary.)

Prepared by: Fred Fisher, Administrative Officer
 Division: Alaska Seafood Marketing Institute

Phone: 465-5571
 Date: 4/16/93

Approved by Commissioner: Paul Fuhs
 Agency: Commerce and Economic Development

Paul Fuhs
 Date: 4-20-93

PREPARER TO PROVIDE ALL DISTRIBUTION COPIES TO GOVERNOR'S LEGISLATIVE OFFICE
 For further distribution information call the Governor's Legislative Office

Alaska State Legislature

During Interim:
3111 C Street, Suite 150
Anchorage, AK 99503-3925
(907) 561-2038
Fax (907) 561-4194



During Session:
State Capitol
Juneau, AK 99801-1182
(907) 465-4993
Fax (907) 465-3872

Senator Drue Pearce District F

Committee Substitute for Senate Bill 177 (L&C)

This committee substitute establishes a 1% tax on the value of salmon and it is levied against fishermen. The proceeds of this tax will be deposited into the general fund and the legislature may appropriate these funds to the Alaska Seafood Marketing Institute to support the salmon marketing program described below.

This CS increases the number of board members on the Alaska Seafood Marketing Institute's Board to 25. The board's composition will consist of 12 commercial fishermen, 12 seafood processors, and one public member. The quorum is increased to 14 to reflect the larger board.

This bill permissively allows the ASMI Board to appoint subcommittees to efficiently handle matters addressed in the bill. The marketing subcommittees would have an equal number of seafood processors and fishermen appointed to them whenever practical.

This bill mandates that the ASMI board shall:

- 1) distribute market information to the public, salmon fishermen, fish processors and buyers, and nonprofit salmon enhancement organizations for raw salmon and salmon products.
- 2) cooperate with fishermen and their organizations, seafood processors and their organizations, and several other relevant entities to develop commodity exchanges and futures markets for salmon products. The Board shall also investigate market reception to new salmon product forms.
- 3) establish a salmon marketing advisory committee to assist and advise the board in administering the domestic salmon marketing program set up in this bill. This marketing advisory committee consists of 4 fishermen and 3 processors.
- 4) Allows an election, under certain conditions, in those salmon enhancement regions where the current salmon enhancement tax is 3%. The election would allow permit holders to reduce their enhancement tax to 2%.

This committee substitute permissively allows the legislature to appropriate the funds collected from the salmon tax, but mandates the split among ASMI's programs. It mandates that up to 10% of the salmon tax shall be spent on the fisherman market information program, the commodity standards program, and the salmon advisory committee. The remaining 90% would be used by ASMI for domestic salmon marketing promotions.

This CS has an effective date of July 1, 1993.

Alaska State Legislature

During Interim:
3111 C Street, Suite 150
Anchorage, AK 99503-3925
(907) 561-2038
Fax (907) 561-4194



During Session:
State Capitol
Juneau, AK 99801-1182
(907) 465-4993
Fax (907) 465-3872

Senator Drue Pearce District F

SECTIONAL ANALYSIS OF CS SB 177 (L&C)

Section 1:

Expands the ASMI Board to 25 members from 18 members.

Section 2:

Provides that the expanded board will have equal representation (12 and 12) between processors and fishermen while adding one public member. The original SB 177 expanded the board to 20 (10 and 10), removed two processors and added five fishermen. This CS is the preferable approach. Having 12 fishermen allows greater diversity of species and regions and having 12 processors allows the same expansion of diversity without necessitating the removal of processor members of the board.

This section also redefines large and small processors to better reflect the growth in the seafood processing industry. The old definition of a large processor was established in 1981 to be a processor with an annual in-state payroll of more than \$1 million. The new threshold in-state payroll value of \$2.5 million is more reasonable.

Section 3:

Mandates a quorum of 14 to reflect the expansion of the Board defined in section 2.

Section 4:

Establishes that the Board may set up committees related to the marketing of salmon and salmon products. It also provides for parity between processors and fishermen on these committees whenever practicable.

Section 5:

Mandates the distribution by ASMI of market information to the public, salmon fishermen, fish processors and buyers, and nonprofit salmon enhancement organizations for raw salmon and salmon products. This information would also be made available

to the public upon request.

Mandates the cooperation of ASMI with fishermen and their organizations, seafood processors and their organizations, and several other relevant entities to develop commodity exchanges and futures markets for salmon products. The Board must also investigate market reception to new salmon product forms.

Mandates the establishment by ASMI of a salmon marketing advisory committee to assist and advise the board in administering the domestic salmon marketing program set up in this bill. This section mandates the composition of the marketing advisory committee to consist of 4 fishermen and 3 processors.

Section 6:

Provides for a mechanism where the Commissioner of Revenue may hold an election of all salmon permit holders in the enhancement region that would allow them to reduce their enhancement tax from 3% to 2% under certain conditions.

Section 7:

Provides for the salmon marketing tax, the methods of collection and the methods of disbursement.

Section 8:

Provides for the transition for members of the board of directors of Alaska Seafood Marketing Institute.

Section 9:

Repeals the Salmon Marketing Tax as of June 30, 1999

Section 10:

Repeals the marketing information component, the commodity future component, and the salmon marketing committee within ASMI as of June 30, 2000.

Section 11:

Provides for an effective date of July 1, 1993.

Petersburg Vessel Owners Association

P.O. Box 232
Petersburg, Alaska 99833
Phone (907) 772-9323 Voice and Fax

April 18, 1993

Senators Frank and Pearce, Co-chairs
Senate Finance Committee
Alaska State Legislature
Juneau, Alaska 99801-1182

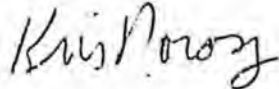
Dear Senators Frank and Pearce,

We are in support of the committee substitute for Senate Bill 177, a salmon marketing tax proposal. The CS for SB 177 allows for a mechanism through which fishermen may vote to reduce the amount of enhancement taxes they are assessed, in the event that a salmon marketing tax is imposed. In essence, the CS to this bill would allow fishermen to reallocate taxes they now pay for enhancement to be used for marketing. No reduction of the enhancement tax could occur until a 1% marketing tax is implemented.

Southeast is currently the only region in the state where salmon fishermen pay a 3% salmon enhancement tax. We would like the opportunity to vote on the option of reducing our enhancement tax by 1% and then redirect this 1% for salmon marketing. We believe that fishermen need to be given the mechanism to decide for themselves the best way to spend these monies for the sake of their industry. We believe the CS for SB 177 provides that means.

Please share our concerns with your committee. Thank you for this opportunity to comment.

Sincerely,



Kris Norosz
Director

cc: Senator Taylor



Alaska Trollers Association

130 Seward St., No. 505
Juneau, Alaska 99801
(907) 586-9400
(907) 586-4473 Fax

April 13, 1993

Senator Drue Pearce
Senate Labor and Commerce Committee
State Capitol (NS 3100)
Juneau, AK 99801-1182

Dear Senator Pearce:

The Alaska Trollers Association (ATA) would like to comment on SB 177, which relates to salmon marketing and enhancement taxes. ATA does not support this bill, or any other, that seeks to impose an additional tax on our fleet for the purposes of marketing. Further, ATA does not want to see the Alaska Seafood Marketing Institute (ASMI) general fund budget dollars replaced by a marketing assessment on the fleets' landings.

Troll caught fish enjoy a specialty market niche and the marketing of our fish is somewhat different than that of other commercially caught salmon. ATA is sympathetic to the marketing dilemma confronting the net fisheries; however, we firmly believe that any move to assess trollers additional monies for marketing would be unnecessarily burdensome given our fleets' unique situation.

Considerable effort already goes into the marketing of troll caught fish through the Alaska Troll Processors Association, Seafood Producers Cooperative, and independent trollers who supply fresh or frozen product. In recent years, the trollers primary marketing problem has been direct competition for traditional markets with fish farmers who are flooding the market year-round with cheap fish -- not a lack of interest in our product. There is a ready market for troll fish, so long as the price is right.

Finally, our concern for ASMI stems from what we perceive to be an improvement in services to the salmon fleets in recent years. We note that ASMI put \$800,000 into domestic marketing last year, and has seemed decidedly more focused on salmon under the last two administrators. ATA has been directly involved with ASMI's foreign marketing push on troll product, which we believe helped to increase French sales last season. ASMI has provided ATA the opportunity to participate in promoting seafood in Washington, D.C. by facilitating shipments of troll caught salmon to several events, including President Clinton's inaugural luncheon. ASMI has involved other salmon fishermen as well. ASMI has even helped to

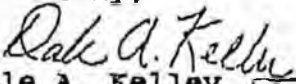
SB 177
April 13, 1993
Page 2

get some badly needed press for our industry -- from articles on Glacier Bay and winter trolling to joint promotions of "seafood" with other businesses such as Weight Watchers. Any programs that seek to add funds to ASMI for increased marketing of specific species should be in addition to existing levels of funding, or else, what's the point?

The "user pay" argument is lost on ATA, because we already know that fishermen DO PAY THEIR WAY. On average, Alaska's commercial fisheries return 3:1 on every dollar that the state invests in the ADF&G commercial fisheries budget. We fail to understand why the return to the state from our fisheries is not considered enough to provide ample funding for both marketing and the ADF&G budget.

Thank you for the opportunity to comment on SB 177. If I can be of assistance on this or other related issues, please do not hesitate to call.

Sincerely,


Dale A. Kelley
Executive Director

[] Ketchikan Office
P.O. Box 9579
Ketchikan, AK. 99901
phone: (907) 225-5156
fax: (907) 225-5258



[] Juneau Office
9226 Long Run Dr.
Juneau, AK. 99801
phone: (907) 789-5117
fax: (907) 789-5117

April 12, 1993

Senator Steve Frank, Co-chair
Senator Drue Pearce, Co-chair
Senate Finance Committee
Alaska State Legislature
Juneau, Alaska 99801-1182

Dear Senators Frank and Pearce;

On behalf of Southeast Alaska Seiners (SEAS), who represents approximately 350 commercial fishermen, I am submitting these comments on the CS for SB 177. Because of the amendment allowing those fishermen currently paying a 3% enhancement tax (Southeast only) to adjust their enhancement taxes to 2%, SEAS supports this marketing legislation. You will note that this amendment does not make the tax adjustment automatic as it calls for a vote of all permit holders. This amendment also assures that repayment of state loans are not significantly jeopardized.

This amendment needs to remain in the CS for these reasons:

- 1) The financial situation of the seine fleet is on the edge - in 1992 the average skipper took home (after a \$25,000 boat payment) \$11,072. And this follows 1991, which was an even grimmer year. 1% on the gross receipts may not sound like much, but a 1% tax on the average gross value would translate to a 3-4% tax on the average net back to the skipper, before he makes a boat payment. If you figure in a boat payment, the 1% gross tax could translate into a 10% tax on a skipper's net. This amounts to a substantial "hit" on a fisherman who is financially pinched. With poor prices being forecasted for this salmon season, the question of financial viability remains very real for a significant portion of the fleet. This amendment represents a potential avenue of supporting marketing and staying afloat at the same time.
- 2) Salmon fishermen can vote in a tax, and they can vote to terminate a tax, but they currently have no means to vote to reduce their enhancement tax unless there is an amendment similar to the one proposed above. SEAS knows this to be the case as we attempted to set up such a vote in anticipation of a 1% marketing bill.
- 3) Creating the option to redirect fishermen's financing from production to marketing is borne out by the general findings of the economic analysis in the Legislative Review of the Alaska Salmon Enhancement Program. This current legislative report indicates that marketing and not more production would generate higher net benefits and return on fisheries investments.
- 4) A simple run of the numbers shows that if marketing works, the hatchery programs will recoup their immediate loss in revenues. For example, in 1991, the total revenue from a 3% tax on all Southern Southeast salmon generated \$1,013,539. If the 1990 pink price is substituted (\$.30 instead of \$.13) a 2% tax on the same salmon yields \$1,152,459. This simple test of taking 2% of

NEW LETTER FROM S.E. SEINERS SUPPORTING SB 177

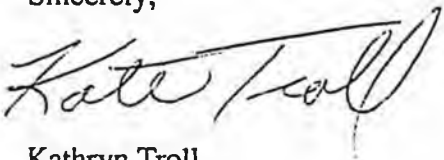
something versus 3% of very little suggests that enhancement programs will not be adversely affected once marketing kicks in, in fact it's likely that they will gain revenues as the value of their cost recovery fish rises.

5) According to Commissioner Paul Fuhs it is possible to re-structure the affected hatchery loans for any financial lag period created by a positive vote. As such, this partial shifting of the fishermen's financial investment from production to marketing can occur with minimal impact on the affected hatchery programs.

6) By setting up a vote of all permit holders, the democratic process does not violate gear group concerns. In Southeast, there are apx. 4 trollers for every one seiner, so the trollers have the upper hand in determining the outcome of any vote. The apx. ratio of seiners to gillnetters is 1:1.

We encourage you to keep the CS for SB 177 intact and pass it on to the Senate floor.

Sincerely,

A handwritten signature in cursive script that reads "Kathryn Troll". The signature is written in dark ink and is positioned above the printed name and title.

Kathryn Troll
Executive Director

Memorandum Via FAX

To: Ken Erickson
From: Rick Lauber, PSPA
Date: April 8, 1993
Subject: CS SB 177 (4/7/93 draft)

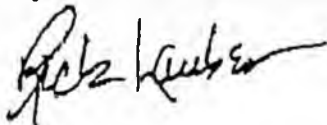
I have a couple of changes that I would suggest and if they are included I think the bill would be agreeable to the processing sector.

Page 4, line 2, after AS 16.43 add: "salmon buyers and processors"

Page 4, line 8: I am concerned that the term, "develop commodity standards" may be construed to mean grades and classification. I know the original intent of UFA is to look into a commodity futures system, like soybeans or pork bellies but that doesn't seem clear. I would suggest that portion read, "...product forms and explore the development of a commodity and futures market for salmon products".

With those changes I think many of the concerns of the fishermen are addressed. I would hope to see early passage.

WLI





UNITED FISHERMEN OF ALASKA

211 Fourth Street, Suite 112
Juneau, Alaska 99801
907/586-2820
Fax: 907/463-2545

April 6, 1993

The Honorable Tim Kelly, Chair
and Members of the Senate Labor
and Commerce Committee
Alaska State Senate
The Capitol Building
Juneau, Alaska 99801-1182

Dear Senator Kelly:

United Fishermen of Alaska supports an expanded and improved salmon marketing effort; and, specifically, to the domestic market. The conceptual plan we developed differs from what is before you in Senate Bill 177.

The UFA Marketing Committee designed a conceptual model for legislation that would make modifications to the Alaska Seafood Marketing Institute, provide an assessment mechanism for salmon harvesters, and create a Marketing Information Service accountable to fishermen.

UFA supports expanding the ASMI board to 24 members with twelve processors and twelve fishermen. The processor seats would be defined by 8 large (having an annual payroll in the state of \$2,500,000 and above); and 4 small processors (having an annual payroll in the state of \$50,000 - \$2,500,000). Appointments would remain with the governor.

Under the newly expanded ASMI board a new salmon committee would be created. It would be comprised of 7 members. Four would be salmon fishermen, 3 would be salmon processors. This committee would administer the expanded domestic salmon marketing effort and would have the funds assessed from salmon limited entry and interim-use permit holders available for this effort as well as any other available general fund money. The committee would not have powers separate from ASMI, but would be working in concert with some expanded authorities.

The Marketing Information Service would be funded by a portion of the salmon harvester's assessment and its chief responsibilities would be to gather, compile and disseminate market price information on raw salmon and salmon products to all salmon limited entry and interim-use permit holders, nonprofit salmon enhancement organizations and processors.

MEMBER ORGANIZATIONS

Alaska Crab Coalition • Alaska Longline Fisherman's Association • Alaska Trollers Association • Area K Seiners Association
Bering Sea Fishermen's Association • Bristol Bay Driftnetters Association • Concerned Area "M" Fishermen
Cook Inlet Aquaculture Association • Cordova District Fishermen United • Kenai Peninsula Fishermen's Association
North Pacific Fisheries Association • Northern Southeast Regional Aquaculture Association • Peninsula Marketing Association
Petersburg Vessel Owners Association • Prince William Sound Aquaculture Corporation • Seafood Producers Cooperative
Southeast Alaska Seiners Association • Southern Southeast Regional Association

The Honorable Tim Kelly, Chair
and Members of the Senate Labor
and Commerce Committee
April 6, 1993
Page Two

The funding mechanism would be an assessment on salmon limited entry and interim-use permit holders. The cleanest and most effective way for this to occur would be like the mechanism used for the salmon enhancement tax. The amount equal to the collected assessment is deposited in the general fund, then appropriated from the general fund to the Department of Commerce to provide financing for domestic salmon marketing through the Alaska Seafood Marketing Institute and for the funding of the Marketing Information Service.

Following are our suggestions for changes, deletions and additions:

CHANGES AND DELETIONS

Section 1. Eliminate

Section 2. Line 20, pg. 2; [20] change to 24

Section 3. Line 25, pg. 2; [ten] change to 12
Line 27, pg. 2; [three] change to four
Line 28, pg. 2; [ten] change to twelve

Section 4. Line 1, pg. 3; [twelve] change to fourteen

Section 5. Lines 1-4, pg. 4; Eliminate

Section 6. Lines 28-29, pg. 4; Eliminate: [the board may not override an action of the committee except by a vote of a three-quarters of the board.]

Section 11. Line 1, pg. 7; change the effective date to July 1, 1993.

ADD

1. Language to provide for salmon harvester's assessment to be collected under AS 43.76.110-130 and deposited in the general fund under the appropriate statute and then appropriated from general fund to the Department of Commerce and Economic Development for payment to provide financing for domestic salmon marketing and for the Marketing Information Service through the appropriate statute.

2. Add language to divide the harvester's assessment for a split of 90% to go to the domestic salmon marketing committee and up to 10% to go for the Marketing Information Service.

The Honorable Tim Kelly, Chair
and Members of the Senate Labor
and Commerce Committee
April 6, 1993
Page Three

3. Add language to create a new committee under the ASMI board to provide the market price information. It could be called the Market Information Service and its responsibilities should include gathering, compiling and distributing timely market price information to all salmon limited entry and interim-use permit holders, nonprofit enhancement salmon enhancement organizations and to processors.

Thank you for the opportunity to work with the Senate Labor and Commerce Committee.

Sincerely,



Cheryl Sutton
Marketing Committee Chair
United Fishermen of Alaska

SB

178

HFFIN

FILE

HOUSE COMMITTEE REPORT

(11)

Date Referred: April 22, 1993

FURTHER REFERRALS:

Date of Committee Action: 3/18/94

The FINANCE Committee considered:

CSSB 178(JUD) am(cfd fld)

CS FOR SENATE BILL NO. 178(JUD) am(cfd fld)

CIVIL NUISANCE ACTIONS

"An Act relating to civil nuisance actions."

RECOMMENDATIONS:

be replaced with H CS SB 178 (Fin) the same title a new title

have attached amendments(s)

do pass

do not pass

no recommendations

individual recommendations

additional referral to the _____ Committee

ADOPTS: _____ letter of Intent

ATTACHES NEW FISCAL NOTE(S): (Dept) _____

APPROVES PREVIOUS: (Dept/Date) _____


fiscal impact _____

fiscal note(s) _____

zero fiscal note LAW

zero fiscal note(s) _____

SIGNING DO PASS	DP	OTHER RECOMMENDATIONS	DNP	NR	AM
Thomas Thurgood	x	EP mackean		✓	
Rick Foster	x	Richard Larson		☹	
Foster		Stanley Hanley		✓	
		Ronald Larson		✓	
		James Gussard		x	
		Ann Hoffman		✓	
		Kay Brown		✓	
		Mike Yvonne		✓	

 EP mackean
 CHAIRMAN'S SIGNATURE

FISCAL NOTE

STATE OF ALASKA
1994 LEGISLATIVE SESSION

BILL NO. HCSCS SB 178 (JUD)

Revision Date: February 7, 1994

Department Affected: Department of Law

Title: "An Act relating to civil nuisance actions."

BRU: Legal Services

Component: Operations

Sponsor: Senate Judiciary Committee

Requestor: House Finance Committee

COMPONENT SERIAL NO. 0093

EXPENDITURES/REVENUES:

OPERATING	FY 95	FY 96	FY 97	FY 98	FY 99	FY 00
PERSONAL						
TRAVEL						
CONTRACTUAL						
SUPPLIES						
EQUIPMENT						
LAND &						
GRANTS, CLAIMS						
MISCELLANEOUS						
TOTAL OPERATING	-0-	-0-	-0-	-0-	-0-	-0-

CAPITAL						
---------	--	--	--	--	--	--

REVENUE						
---------	--	--	--	--	--	--

FUNDING:

1002 Federal						
1003 GF Match						
1004 GF						
1005 GF/Program						
1006 GF/MHTIA						
OTHER						
TOTAL	-0-	-0-	-0-	-0-	-0-	-0-

POSITIONS:

FULL-TIME	-0-	-0-	-0-	-0-	-0-	-0-
PART-TIME						
TEMPORARY						

Estimate of current year (FY94) impact: -0-

ANALYSIS: (Attach a separate page if necessary.)

The House Committee Substitute for SB 178 does not change our original analysis, which remains a zero impact for the Department of Law.

Prepared by: Richard I. Pegues, Director

Phone: 465-3672

Division: Administrative Services Division

Date: February 7, 1994

Approved by Commissioner: Bruce M. Botelho, Attorney General

Agency: Department of Law

Date: February 7, 1994

PREPARER TO PROVIDE ALL DISTRIBUTION COPIES TO GOVERNOR'S LEGISLATIVE OFFICE
For further distribution information call the Governor's Legislative Office

8-LS0930ND
Bannister
2/12/94

Adopted - rescinded
3/17/94

HOUSE CS FOR CS FOR SENATE BILL NO. 178()
IN THE LEGISLATURE OF THE STATE OF ALASKA
EIGHTEENTH LEGISLATURE - SECOND SESSION

BY

Offered:
Referred:

Sponsor(s): SENATE JUDICIARY COMMITTEE

A BILL

FOR AN ACT ENTITLED

1 "An Act relating to civil nuisance actions; and providing for an effective date."

2 BE IT ENACTED BY THE LEGISLATURE OF THE STATE OF ALASKA:

3 * Section 1. AS 09.45.230 is repealed and reenacted to read:

4 Sec. 09.45.230. ACTION BASED ON PRIVATE NUISANCE. (a) A person
5 may bring a civil action to enjoin or abate a private nuisance. Damages may be
6 awarded in the action.

7 (b) A person may not maintain an action under this section based upon an air
8 emission or water or solid waste discharge, other than the placement of nuclear waste,
9 where the emission or discharge was expressly authorized by and is not in violation
10 of a term or condition of

11 (1) a statute or regulation;

12 (2) a license, permit, or order that is

13 (A) issued after public hearing by the state or federal
14 government; and