

ALASKA LEGISLATURE

1044.2

HOUSE and SENATE FINANCE COMMITTEE FILES, 1993-1994

2

8.

HOUSE FINANCE COMMITTEE

MEETING OF 3/29/94 A

SUBJECT Am to Am 2 1.0 ATMC

MEMBER	YES	NO
PARNELL	<input checked="" type="checkbox"/>	
TERRIAULT	<input checked="" type="checkbox"/>	
BROWN	<input checked="" type="checkbox"/>	
FOSTER	<input checked="" type="checkbox"/>	
GRUSSENDORF	<input checked="" type="checkbox"/>	
HANLEY	<input checked="" type="checkbox"/>	
HOFFMAN	<input checked="" type="checkbox"/>	
MARTIN		<input checked="" type="checkbox"/>
NAVARRE	<input checked="" type="checkbox"/>	
CLEAN	<input checked="" type="checkbox"/>	
LARSON	<input checked="" type="checkbox"/>	

TOTAL

PASSED: 10 - 1

FAILED: \_\_\_\_\_

9.

HOUSE FINANCE COMMITTEE

MEETING OF 0129/94 A

SUBJECT SP 7 to Am 2 CED

MEMBER	YES	NO
TERRIAULT	<input checked="" type="checkbox"/>	<input type="checkbox"/>
BROWN	<input checked="" type="checkbox"/>	<input type="checkbox"/>
FOSTER	<input type="checkbox"/>	<input checked="" type="checkbox"/>
GRUSSENDORF	<input type="checkbox"/>	<input checked="" type="checkbox"/>
HANLEY	<input type="checkbox"/>	<input checked="" type="checkbox"/>
HOFFMAN	<input checked="" type="checkbox"/>	<input type="checkbox"/>
MARTIN	<input type="checkbox"/>	<input checked="" type="checkbox"/>
NAVARRE	<input checked="" type="checkbox"/>	<input type="checkbox"/>
PARNELL	<input checked="" type="checkbox"/>	<input type="checkbox"/>
LARSON	<input type="checkbox"/>	<input checked="" type="checkbox"/>
MACLEAN	<input type="checkbox"/>	<input checked="" type="checkbox"/>

TOTAL

PASSED: \_\_\_\_\_

FAILED: 5-6

1.

HOUSE FINANCE COMMITTEE

MEETING OF 3/29

SUBJECT Am2 CED

MEMBER	YES	NO
BROWN	✓	
FOSTER		✓
GRUSSENDORF	✓	
HANLEY		✓
HOFFMAN	✓	
MARTIN		✓
NAVARRE	✓	
PARNELL		✓
THERRIAULT		✓
LARSON		✓
MACLEAN	✓	

TOTAL \_\_\_\_\_

PASSED: \_\_\_\_\_

FAILED: 5-6

Am 3

Adopt 6-5

Amendment to the FY 95 Operating Budget

BY

Brown  
Revised  
Failed

Department of Commerce and Economic Development

BRU: Commissioner's Office

Component: International Trade

02 Travel

Delete:	54.0	
Insert:	20.0	(34) GF

03 Contractual

Delete:	662.0	
Insert:	50.0	(612.0) GF

07 Grants

Delete:	50.0	
Insert:	( )	(50.0) GF

Total general fund de ~~ment~~ = 696.0 GF

This amendment would eliminate the contracts for international trade offices in Japan, Korea and Taiwan. Travel would be reduced to reflect reductions in overseas efforts. Also eliminated would be the grant to the Northern Forum. \$50,000 would be left in the contractual line in this component to provide for mailings, publications etc.

2.

HOUSE FINANCE COMMITTEE

MEETING OF 3/29/94

SUBJECT AMB LED Amend

MEMBER SP motion to YES NO

FOSTER		<input checked="" type="checkbox"/>
GRUSSENDORF		<input checked="" type="checkbox"/>
HANLEY		<input checked="" type="checkbox"/>
HOFFMAN		<input checked="" type="checkbox"/>
MARTIN		<input checked="" type="checkbox"/>
NAVARRE		<input checked="" type="checkbox"/>
PARNELL		<input checked="" type="checkbox"/>
THERRIAULT		<input checked="" type="checkbox"/>
BROWN		<input checked="" type="checkbox"/>
MACLEAN		<input checked="" type="checkbox"/>
LARSON		<input checked="" type="checkbox"/>

TOTAL \_\_\_\_\_

PASSED: \_\_\_\_\_

FAILED: 5-12

3.

HOUSE FINANCE COMMITTEE

MEETING OF 3/29/94A

SUBJECT AM 3

MEMBER	YES	NO
GRUSSENDORF		✓
HANLEY	✓	
HOFFMAN	✓	
MARTIN		✓
NAVARRE	✓	
PARNELL	✓	
THERRIAULT	✓	
BROWN	✓	
FOSTER		✓
LARSON		✓
MACLEAN		✓

TOTAL

PASSED: 12-5

FAILED: \_\_\_\_\_

1.

HOUSE FINANCE COMMITTEE

MEETING OF 4/6/94

SUBJECT Revised Am 3 Commerce

MEMBER	YES	NO
BROWN		✓
FOSTER	✓	
GRUSSENDORF	✓	
HANLEY		✓
HOFFMAN	✓	-
MARTIN	✓	
NAVARRE		
PARNELL		
THERRIAULT		✓
LARSON	✓	
MACLEAN	✓	
TOTAL	_____	_____

PASSED: \_\_\_\_\_

FAILED: \_\_\_\_\_

2.

HOUSE FINANCE COMMITTEE

MEETING OF \_\_\_\_\_

SUBJECT

Am 3 DCED

MEMBER	YES	NO
FOSTER		✓
GRUSSENDORF		✓
HANLEY	✓	<i>[Signature]</i>
HOFFMAN		✓
MARTIN		✓
NAVARRE		
PARNELL		
THERRIAULT	✓	
BROWN	✓	
MACLEAN		✓
LARSON		✓

TOTAL

PASSED: \_\_\_\_\_

FAILED: 3-6

CED4 w/D

Amendment to the FY 95 Operating Budget

BY Navarre

Department of Commerce and Economic Development

BRU: Tourism

Component: Tourism Development

07 Grants, Claims

Delete:	125.0	
Insert:	0	(125.0) GF

Component: Alaska Tourism Marketing Council

03 Contractual

Delete:	4,235.4
Insert:	4,360.4

Total BRU general fund change = -0-

This amendment would eliminate the \$125,000 increment added by the subcommittee to the grants line for rural tourism and add it to the contractual line for the Alaska Tourism Marketing Council. The ATMC supports tourism marketing efforts statewide, rural as well as urban areas.

**ALASKA NATIVE TOURISM COUNCIL  
STATE GRANT BUDGET REQUEST**

**REQUESTED FUNDS** **\$200,000**

**EXPENSES**

1. Marketing 100,000  
Funds will be utilized to: produce and mail of one council newsletter to showcase Native Culture tourism; develop and distribute of sales tools; public relations with travel publications and travel media.
2. Direct Sales 20,000  
Funds will be utilized to: solicit and identification of specialty travel groups interesting in Native Culture and rural Alaska travel.
3. Marketing TA 32,000  
Funds will be utilized to: plan and develop ANTC marketing program, including design and development of council newsletter.
4. TA/Training 15,000  
Funds will be utilized to: provide training and technical assistance for rural/native tourism products, including customer service training, individual product development and marketing.
5. Travel 25,000  
Funds will be utilized for : travel for "Travel Writer" to visit Alaska Native tour products; familiarization trips for wholesalers/industry members; technical assistance visits to Alaska Native tour product locations; and other necessary council travel.
6. Supplies 5,750  
Funds will be utilized for press kit materials; direct mail solicitation materials; letterhead and other general office supplies.
7. Communications 2,250  
Funds will be utilized to for: communication costs to deal with statewide constituency, including long distance telephone, fax and misc postage.

**TOTALS EXPENSES** **\$200,000**

**ALASKA NATIVE  
TOURISM COUNCIL**  
*Sharing Alaska's Rich Native Cultures*

**MEMORANDUM**

**TO:** Honorable Walter J. Hickel  
Paul Fuhs, Commissioner of Commerce  
and Economic Development  
Mary Pignalberi, Director, Alaska Division of Tourism  
Members, Alaska House of Representatives  
Members, Alaska Senate

**FROM:** Ann Campbell, Executive Director *Ann*  
Alaska Native Tourism Council

**RE:** Resolution in Support of the Alaska Tourism Marketing Council

**DATE:** March 9, 1994

---

Attached to this memorandum, you will find a resolution passed by the Alaska Native Tourism Council at its March meeting, which states unanimous support for the Alaska Tourism Marketing Council (ATMC). This resolution illustrates our support for full refunding of the ATMC's FY 95 budget as well as for its reauthorization.

As you head into final budget considerations for the FY 95 year, please understand that the ATMC program significantly benefits many small businesses throughout Alaska, including rural tourism entrepreneurs. The ATMC, through its domestic marketing efforts, helps stimulate the Alaska economy, creates jobs in rural Alaska and produces a good income for many in rural Alaska.

Through the cooperative marketing program managed by the ATMC, the Alaska Native Tourism Council membership can effectively market Native cultural attractions to millions of potential visitors every year. Our research shows that 50 percent of those people who received information from our members, and who visited Alaska, did visit rural/cultural tour products.

Our membership of 10 community-owned tourism businesses representing the width and breadth of Alaska, is asking each of you to support our industry through your support of the Alaska Tourism Marketing Council's \$7.2 million budget and its longevity.

**ALASKA NATIVE  
TOURISM COUNCIL**  
*Sharing Alaska's Rich Native Cultures*

## RESOLUTION

**Whereas** the Alaska tourism industry is strong and growing with over a million visitors arriving each year;

**Whereas** the strength of Alaska tourism is based upon a successful cooperative marketing program;

**Whereas** the Alaska Native Tourism Council is a body representing a wide spectrum of Native-owned and operated tourism projects across the state;

**Whereas** Alaska Native Tourism Council depends on the efforts of the Alaska Tourism Marketing Council (ATMC), whose cooperative marketing program is regarded as one of the most effective in the nation;

**Whereas** mailing lists from the ATMC program produce outstanding conversions of visitors to Native tourism products;

**Whereas** many organizations like the Alaska Native Tourism Council couldn't afford to develop mailing lists as productive as the ATMC's leads;

**Whereas** the continued success of the Alaska Native Tourism Council is dependent upon the continuation of the ATMC;

**Whereas** the combined efforts of the ATMC and the Alaska Native Tourism Council have produced additional income and jobs for rural Alaskans;

**Now therefore be it resolved** that the Alaska Native Tourism Council supports a continuation of the authorization of ATMC;

**Be it further resolved** that the Alaska Native Tourism Council strongly supports full funding for the ATMC program which is so essential for rural tourism success.

*This resolution was passed unanimously by the Alaska Native Tourism Council on March 1, 1994.*

# ALASKA NATIVE TOURISM COUNCIL

## POSITION PAPER

Numerous Native-owned and operated attractions across the state have recently begun to take advantage of the new jobs and dollars created by Alaska's growing tourism industry. These enterprises depend heavily upon on the combined efforts of the Alaska Native Tourism Council (ANTC) and the state tourism cooperative marketing program for their success. The Alaska Native Tourism Council uses mailing lists developed by the state tourism program, allowing Native enterprises to target tourists with an interest in Native culture. To protect recent gains and to insure Native tourism will continue to grow, members of the Alaska Native Tourism Council ask the Alaska Legislature to:

1. Fund the Alaska Native Tourism Council at a level of \$200,000;
2. Fully-fund the state tourism cooperative marketing program; and,
3. Re-authorize the Alaska Tourism Marketing Council (ATMC) to provide continuity in the statewide cooperative marketing effort.

### WHOM DOES ALASKA NATIVE TOURISM COUNCIL REPRESENT?

The Alaska Native Tourism Council is a public-private marketing cooperative formed to assist and promote Native tourism attractions. ANTC is a subsidiary of Alaska Village Initiatives (formerly Community Economic Development Corporation, or CEDC), headed by CEO/President Perry Eaton.

The 10 members of ANTC represent Alaska's four prevalent Native cultures: Eskimo, Aleut, Tlingit Indian and Athabascan Indian. Members include Saxman Native Village near Ketchikan; Eklutna Village Historical Park; Native Village of Alaskaland in Fairbanks; Athabasca Cultural Journeys in Huslia; Arctic Village Tours; Tundra Tours in Barrow; Tour Arctic in Kotzebue; Gambell Village Tours; St. Paul Island Tours; and, the Kodiak Alutiiq Dancers.

## WHAT IS THE ROLE OF THE ALASKA NATIVE TOURISM COUNCIL?

Specifically, ANTC develops a cooperative marketing program for its members' tourism products (which are Native-owned). A key component of the program is the *Alaska Native Journeys* newsletter which is mailed to approximately 100,000 people with an interest in Alaska Native culture. ANTC also advertises in the *Alaska Vacation Planner* and coordinates public relations for Native tourism products.

Further, ANTC provides both technical assistance and training for members and their employees. This effort includes helps members refine their products and customer service.

The ANTC program ultimately assists communities in their efforts to become self-sufficient, create jobs and teach Native culture from the Native perspective.

## HOW TOURISM MARKETING WORKS:

Alaska is a "long-haul" destination. Alaska doesn't just compete with other states for visitors. It competes with other countries and regions like Europe, Asia, Australia, etc. One company by itself does not have the resources needed to promote the destination of Alaska as well as to sell its individual tourism product.

Therefore, in order to sell Alaska over other vacation spots, the state tourism program produces a national advertising and public relations campaign that creates the desire to visit Alaska. When people request information on Alaska, their names can be sorted by interest group, e.g., those who like to fish, camp, cruise, or see Native attractions, etc. ANTC uses specially-sorted mailing lists provided by the state to send information on Native tour products.

ANTC sends a newsletter that showcases each member's product to approximately 100,000 names (of which, 75,000 were generated from the state's tourism program). The conversion on this effort has been nothing short of phenomenal, with a full 35 percent of those receiving the newsletter actually coming to Alaska, half of which went on to visit one or more member attractions.

## **YOUR SUPPORT IS NEEDED FOR CONTINUED SUCCESS**

Alaska Native tourism products across the state receive important benefit from two cooperative programs: The state's tourism program provides the mailing lists, the "leads" so essential to an affordable marketing program. The ANTC program combines its members' resources to produce and mail a newsletter that highlights individual attractions statewide and introduces Native culture to prospective visitors.

Without the adequate funding for both organizations, these efforts will falter. Rural Native businesses will likely be most immediately impacted by any cuts in tourism promotion. Therefore, we respectfully request that the Alaska Native Tourism Council be funded at the level of \$200,000 and that the state tourism marketing program receive full-funding. In addition, we request that the Alaska Tourism Marketing Council (ATMC) be re-authorized to maintain tourism's success story for Alaska.

---

# Facsimile Cover Sheet

**To:** Deborah Driver  
**Company:** Representative Eileen MacLean's  
office  
**Phone:** 465-6872  
**Fax:** 463-3241

**From:** Dale Fox  
**Company:** Fox Practical Marketing and  
Management  
**Phone:** 907-248-5345  
**Fax:** 907-248-7282

**Date:** 03/07/94

**Pages including this  
cover page:** 4

**Comments:** Deborah, I was unable to put my hands on the most current budget, but I have attached a position paper which outlines the desires of the Alaska Native Tourism Council. Further, it explains in narrative form the uses of the \$200,000 appropriation.

CED 5

2-9 Failed

Amendment to the FY 95 Operating Budget

BY Brown

Department of Commerce and Economic Development

BRU: Alaska Industrial Development and Export Authority

Component: AIDEA

01 Personnel Services

Delete:	1,932.8	
Insert:	1,741.3	(191.5) Corp. Rcpts.

02 Travel

Delete:	68.2	
Insert:	59.7	(8.5) Corp. Rcpts.

03 Contractual

Delete:	948.4	
Insert:	698.4	(250.0) Corp. Rcpts.

Total BRU change = (450.0) Corp. Rcpts.

This amendment would reduce personnel services in AIDEA by eliminating two of the four Deputy Director positions. The agency would still receive 133.5 more in personnel services for FY 95, an 8% increase. A small reduction in agency travel reflects the reduction in executive positions.

The 250.0 reduction in the contractual line eliminates the contract for feasibility studies on energy resources.

4.

HOUSE FINANCE COMMITTEE

MEETING OF 8/29/94 A

SUBJECT CEP - 5

MEMBER	YES	NO
HANLEY		✓
HOFFMAN		✓
MARTIN		✓
NAVARRE		✓
PARNELL		✓
THERRIAULT	✓	
BROWN	✓	
FOSTER		✓
GRUSSENDORF		✓
MACLEAN		✓
LARSON		✓

TOTAL \_\_\_\_\_

PASSED: \_\_\_\_\_

FAILED: 2-9

# COMMERCE

Transaction Summary for Gov Amd to House

Department of Commerce and Economic Development  
Measurement Standards

	Type	GHSC	Total	GF Total	G/F Match	Gen Fund	GF/Prgm	GF/MHTIA	Federal	Other	PFT	PPT	Imp
1	Measurement Standards												
	reduce Pers Svc/premium pay GF	Dec	-24.0	-24.0		-24.0							
	reduce Travel 10% GF	Dec	-10.5	-10.5		-10.5							
	Reduce GF-increase permit fees	FndChg				-236.4	236.4						
	*** Component Total ***		-34.5	-34.5	0.0	-270.9	236.4	0.0	0.0	0.0	0	0	0
	*** BRU Total ***		-34.5	-34.5	0.0	-270.9	236.4	0.0	0.0	0.0	0	0	0
	Occupational Licensing												
4	Operations												
	Reduce Pers Svc GF/PR-bus lic	Dec	-33.0	-33.0			-33.0						-3
	*** Component Total ***		-33.0	-33.0	0.0	0.0	-33.0	0.0	0.0	0.0	0	0	-3
	*** BRU Total ***		-33.0	-33.0	0.0	0.0	-33.0	0.0	0.0	0.0	0	0	-3
	Executive Admin & Development												
9	Commissioner's Office												
	Red Contract GF/Oil&Gas Promo	Dec	-60.0	-60.0		-60.0							
	*** Component Total ***		-60.0	-60.0	0.0	-60.0	0.0	0.0	0.0	0.0	0	0	0
10	Administrative Services												
	Reduce Contractual GF by 2%	Dec	-20.0	-20.0		-20.0							
	*** Component Total ***		-20.0	-20.0	0.0	-20.0	0.0	0.0	0.0	0.0	0	0	0
11	Economic Development												
	Reduce Pers Svc GF (deny xfer)	Dec	-36.0	-36.0		-36.0							
	Reduce Pers Svc GF/Fish Spec	Dec	-65.0	-65.0		-65.0					-1		
	Reduce Travel GF 10%	Dec	-10.2	-10.2		-10.2							
	Reduce Pers Svc GF/Making Case	Dec	-73.9	-73.9		-73.9					-1		
	Reduce Contract GF/Making Case	Dec	-25.0	-25.0		-25.0							
	Reduce Contract/media campaign	Dec	-60.6	-60.6		-60.6							
	*** Component Total ***		-270.7	-270.7	0.0	-270.7	0.0	0.0	0.0	0.0	-2	0	0
12	International Trade												
	Reduce Pers Svc/deny transfer	Dec	-21.9	-21.9		-21.9							
	Reduce Travel 10% GF	Dec	-6.0	-6.0		-6.0							
	Reduce Contr GF/ rent Japan ED	Dec	-113.0	-113.0		-113.0							
	Reduce Contract GF/office rent	Dec	-50.0	-50.0		-50.0							
	Reduce Contract GF/office exps	Dec	-50.0	-50.0		-50.0							
	Reduce Grant GF/Northern Forum	Dec	-50.0	-50.0		-50.0							

Book  
Page #

Transaction Summary for Gov Amd to House

Department of Commerce and Economic Development  
Executive Admin & Development

	Type	GHSC	Total	GF Total	G/F Match	Gen Fund	GF/Prgm	GF/MHTIA	Federal	Other	PFT	PPT	Imp
12	International Trade												
	Reduce Contractual-unallocated	Dec	-60.0	-60.0		-60.0							
	*** Component Total ***		-350.9	-350.9	0.0	-350.9	0.0	0.0	0.0	0.0	0	0	
	*** BRU Total ***		-701.6	-701.6	0.0	-701.6	0.0	0.0	0.0	0.0	-2	0	
	Investments												
16	Investments												
	Misc Reduction to Other Funds	Dec	-100.0							-100.0			
	*** Component Total ***		-100.0	0.0	0.0	0.0	0.0	0.0	0.0	-100.0	0	0	
	*** BRU Total ***		-100.0	0.0	0.0	0.0	0.0	0.0	0.0	-100.0	0	0	
	Tourism												
18	Tourism Development												
	Reduce Pers Svcs GF/deny xfer	Dec	-25.7	-25.7		-25.7							
	Reduce Travel 10% GF	Dec	-11.9	-11.9		-11.9							
	Reduce Contract GF/film office	Dec	-160.0	-160.0		-160.0							
	Reduce Contract GF/Hiway Promo	Dec	-125.0	-125.0		-125.0							
	Incr Grants GF for Rural TMC	Inc	125.0	125.0		125.0							
	*** Component Total ***		-197.6	-197.6	0.0	-197.6	0.0	0.0	0.0	0.0	0	0	
	*** BRU Total ***		-197.6	-197.6	0.0	-197.6	0.0	0.0	0.0	0.0	0	0	
	Alaska Seafood Marketing Inst												
22	Alaska Seafood Marketing Inst												
	Reduce Pers Svcs GF/deny xfer	Dec	-40.1	-40.1		-40.1					-2		
	Reduce GF/PR authorization	Dec	-1,000.0	-1,000.0			-1,000.0						
	*** Component Total ***		-1,040.1	-1,040.1	0.0	-40.1	-1,000.0	0.0	0.0	0.0	-2	0	
	*** BRU Total ***		-1,040.1	-1,040.1	0.0	-40.1	-1,000.0	0.0	0.0	0.0	-2	0	
	*** Agency Total ***		-2,106.8	-2,006.8	0.0	-1,210.2	-796.6	0.0	0.0	-100.0	-4	0	

COMPONENT SUMMARY - OPERATING BUDGET

\* \* \* \* \* Department of Commerce and Economic Development \* \* \* \* \*

Page	Budget Component	FY93 Act	FY94 CC	FY94Auth	Gov Amd - House			
					Gov Amd	House	Comparison	
	Measurement Standards							
1	Measurement Standards	2,653.9	2,966.9	2,966.9	2,987.9	2,953.4	-34.5	-1.2%
	* BRU Total	2,653.9	2,966.9	2,966.9	2,987.9	2,953.4	-34.5	-1.2%
	Banking, Securities, and Corp							
2	Banking, Securities and Corp	1,574.6	1,641.2	1,641.2	1,652.2	1,652.2		
	* BRU Total	1,574.6	1,641.2	1,641.2	1,652.2	1,652.2		
	Insurance							
3	Insurance	3,359.8	3,816.6	3,816.6	3,837.4	3,837.4		
	* BRU Total	3,359.8	3,816.6	3,816.6	3,837.4	3,837.4		
	Occupational Licensing							
4	Operations		3,698.9	3,698.9	3,923.1	3,890.1	-33.0	-.8%
5	Administration	3,162.4						
6	Investigations	1,056.5						
7	Licensing Boards	207.0	217.2	217.2	250.8	250.8		
	* BRU Total	4,425.9	3,916.1	3,916.1	4,173.9	4,140.9	-33.0	-.8%
	Alaska Public Utilities Comm							
8	Alaska Public Utilities Comm	3,493.6	3,624.2	3,624.2	3,729.0	3,729.0		
	* BRU Total	3,493.6	3,624.2	3,624.2	3,729.0	3,729.0		
	Executive Administration and Development							
9	Commissioner's Office	606.4	648.1	648.1	651.9	591.9	-60.0	-9.2%
10	Administrative Services	1,182.3	1,183.2	1,183.2	1,192.7	1,172.7	-20.0	-1.7%
11	Economic Development	2,526.1	2,734.4	2,984.4	3,027.4	2,756.7	-270.7	-8.9%
12	International Trade	1,430.5	1,532.8	1,532.8	1,560.5	1,209.6	-350.9	-22.5%
	* BRU Total	5,545.3	6,098.5	6,348.5	6,432.5	5,730.9	-701.6	-10.9%
	Alaska Energy Authority							
13	AEA Agency Operations	6,865.0	8,445.1	8,445.1				
14	Power Cost Equalization Admin	155.4						
15	Power Cost Equalization Grants	17,533.0	17,920.0	17,920.0				
	* BRU Total	24,553.4	26,365.1	26,365.1				

COMPONENT SUMMARY - OPERATING BUDGET

\*\*\*\*\* Department of Commerce and Economic Development \*\*\*\*\*

Page	Budget Component	FY93 Act	FY94 CC	FY94Auth	Gov Amd	House	Gov Amd - House Comparison	
	Investments							
16	Investments	3,261.2	3,284.5	3,325.6	2,982.0	2,882.0	-100.0	-3.4%
	* BRU Total	3,261.2	3,284.5	3,325.6	2,982.0	2,882.0	-100.0	-3.4%
	Fish Enhancement Tax Receipts							
17	Fish Enhancement Tax Rcpts	3,553.5		7,189.9	4,624.8	4,624.8		
	* BRU Total	3,553.5		7,189.9	4,624.8	4,624.8		
	Tourism							
18	Tourism Development	4,171.1	3,074.5	3,074.5	3,082.3	2,884.7	-197.6	-6.4%
19	Alaska Tourism Mktg Council	7,603.3	7,491.6	7,491.6	4,492.9	4,492.9		
	* BRU Total	11,774.4	10,566.1	10,566.1	7,575.2	7,377.6	-197.6	-2.6%
	AIDEA							
20	AIDEA	2,297.6	2,418.4	2,418.4	3,003.8	3,003.8		
21	Alaska Energy Auth Op & Maint				1,024.9	1,024.9		
	* BRU Total	2,297.6	2,418.4	2,418.4	4,028.7	4,028.7		
	Alaska Seafood Marketing Inst							
22	Alaska Seafood Marketing Inst	13,838.3	12,487.2	18,987.5	18,995.5	17,955.4	-1,040.1	-5.5%
	* BRU Total	13,838.3	12,487.2	18,987.5	18,995.5	17,955.4	-1,040.1	-5.5%
	Alaska Aerospace Devel Corp							
23	Ak Aerospace Development Corp	523.6	510.0	510.0	511.3	511.3		
	* BRU Total	523.6	510.0	510.0	511.3	511.3		
	Alaska Science and Technology Foundation							
	AK Science & Tech. Foundation				9,789.9	9,789.9		
	* BRU Total				9,789.9	9,789.9		
	*** Total Agency Expenditures	80,855.1	77,694.8	91,676.1	71,320.3	69,213.5	-2,106.8	-3.0%

COMPONENT SUMMARY - OPERATING BUDGET

\*\*\*\*\* Department of Commerce and Economic Development \*\*\*\*\*

<u>Page</u>	<u>Budget Component</u>	<u>FY93 Act</u>	<u>FY94 CC</u>	<u>FY94Auth</u>	<u>Gov Amd</u>	<u>House</u>	<u>Gov Amd - House Comparison</u>	
	*** Total Agency Funding							
	Fed. Receipt	9,144.7	7,591.3	7,591.3	7,465.1	7,465.1		
	General Fund	62,261.6	58,705.9	72,646.1	45,748.5	43,741.7	-2,006.8	-4.4%
	Other Funds	9,448.8	11,397.4	11,438.7	18,106.7	18,006.7	-100.0	-.6%

AGENCY TOTALS - OPERATING BUDGET

\*\*\*\*\* Department of Commerce and Economic Development \*\*\*\*\*

	<u>FY93 Act</u>	<u>FY94 CC</u>	<u>FY94Auth</u>	<u>Gov Amd</u>	<u>House</u>	<u>Gov Amd - House Comparison</u>	
Total for Agency	80,855.1	77,694.8	91,676.1	71,320.3	69,213.5	-2106.8	-3.0%
Objects of Expenditure:							
Personal Services	25,066.0	26,565.8	26,605.9	23,116.5	22,796.9	-319.6	-1.4%
Travel	1,789.3	1,947.0	1,947.0	1,556.8	1,518.2	-38.6	-2.5%
Contractual	30,315.5	29,715.4	35,918.4	31,570.6	29,847.0	-1723.6	-5.5%
Commodities	819.9	627.5	628.5	533.2	533.2		
Equipment	837.5	224.4	224.4	176.4	176.4		
Lands, Buildings	0.0	0.0	0.0	0.0	0.0		
Grants, Claims	22,026.9	18,787.0	26,351.9	14,366.8	14,441.8	75.0	.5%
Miscellaneous	0.0	-172.3	0.0	0.0	-100.0	-100.0	
Funding Sources:							
1002 Fed Rcpts	9,144.7	7,591.3	7,591.3	7,465.1	7,465.1		
1003 G/F Match	1,211.1	1,087.7	1,087.7	1,090.4	1,090.4		
1004 Gen Fund	38,808.3	34,046.6	42,346.5	18,051.1	16,840.9	-1210.2	-6.7%
1005 GF/Prgm	22,242.2	23,571.6	29,211.9	26,607.0	25,810.4	-796.6	-3.0%
1007 I/A Rcpts	472.1	327.5	327.5	385.8	385.6	-.2	-.1%
1022 Corp Rcpts	2,239.8	2,418.4	2,418.4	3,994.8	3,994.8		
1025 Sci/Tech	348.4	510.0	510.0	10,301.2	10,301.2		
1029 P/E Retire	153.7	97.6	97.6	0.0	0.0		
1034 Teach fct	131.2	142.7	142.7	0.0	0.0		
1035 Vet Loan	394.0	307.3	307.3	292.3	282.1	-10.2	-3.5%
1036 Cm Fish Ln	1,356.6	1,814.8	1,855.9	2,056.4	1,995.2	-61.2	-3.0%
1040 Surety Fnd	101.0	149.1	149.1	118.2	118.2		
1056 Elect Svc	37.5	36.7	36.7	0.0	0.0		
1057 Small Bus	38.7	78.9	78.9	27.6	26.6	-1.0	-3.6%
1058 Trsm Loan	.4	1.0	1.0	0.0	0.0		
1061 CIP Rcpts	2,278.5	3,128.9	3,128.9	131.7	131.7		
1062 Power Proj	12.4	23.0	23.0	0.0	0.0		
1065 Rural Elec	3.0	3.2	3.2	0.0	0.0		
1067 Mining RLF	231.9	202.8	202.8	181.7	175.4	-6.3	-3.5%

AGENCY TOTALS - OPERATING BUDGET

\* \* \* \* \* Department of Commerce and Economic Development \* \* \* \* \*

	<u>FY93 Act</u>	<u>FY94 CC</u>	<u>FY94Auth</u>	<u>Gov Amd</u>	<u>House</u>	<u>Gov Amd - House Comparison</u>	
1068 Child Care	13.3	25.7	25.7	17.6	17.0	-.6	-3.4%
1069 Hist Dist	2.9	7.0	7.0	3.0	2.9	-.1	-3.3%
1070 Fish En Ln	297.3	251.9	251.9	261.8	253.1	-8.7	-3.3%
1071 Alt Energy	430.6	347.3	347.3	301.0	290.5	-10.5	-3.5%
1072 Res Energy	201.3	207.5	207.5	33.6	32.4	-1.2	-3.6%
1073 Pwr Dv RLF	632.7	1,243.8	1,243.8	0.0	0.0		
1074 Bulk Fuel	71.5	72.5	72.5	0.0	0.0		

Positions:

Perm Full Time	459.0	451.0	452.0	391.0	387.0	-4.0	-1.0%
Perm Part Time	17.0	17.0	17.0	16.0	16.0		
Non-Perm	2.0	0.0	0.0	3.0	0.0	-3.0	-100.0%

## FY95 Intent

Department of Community & Regional Affairs  
Administration and Support  
Designated Grants

## Number 1 House Intent

It is the intent of the legislature that the grantees funded from the Designated Grant Component seek other sources of funding.

Local Government Assistance  
Training and Development

## Number 1 House Intent

It is the intent of the legislature that the Kotzebue office supervise the Nome office, instead of both offices remaining under the current supervision of the Fairbanks office.

Employment Training/Rural Development  
Block Grants CIP

## Number 1 House Intent

It is the intent of the legislature that the Community Service Block Grant be used to benefit only those rural Alaskans who fall below the established poverty guidelines for residents of the State.

COMMUNITY &  
REGIONAL AFFAIRS  
AMENDMENTS

Close  
7/15/94

failed  
5-6

Amendment to FY 95 Operating Budget

BY: GRUSSENDORF

Department of Community and Regional Affairs

BRU: Administration and Support

Component: Designated Grants

07 Grants

Restore funding for Perseverance Theater 30.0

9.

HOUSE FINANCE COMMITTEE

MEETING OF

3/25/44

*Failed*

SUBJECT

Am CRA-1

MEMBER	YES	NO
THERRIAULT		<input checked="" type="checkbox"/>
BROWN	<input checked="" type="checkbox"/>	
FOSTER	<input checked="" type="checkbox"/>	
GRUSSENDORF	<input checked="" type="checkbox"/>	
HANLEY		<input checked="" type="checkbox"/>
HOFFMAN	<input checked="" type="checkbox"/>	
MARTIN		<input checked="" type="checkbox"/>
NAVARRE	<input checked="" type="checkbox"/>	
PARNELL		<input checked="" type="checkbox"/>
LARSON		<input checked="" type="checkbox"/>
MACLEAN		<input checked="" type="checkbox"/>

TOTAL

PASSED: \_\_\_\_\_

FAILED: 5-6

3

Adopt

Amendment to FY 95 operating budget by Hoffman

**Department of Community and Regional Affairs**

Component: Administration and Support

Page 4: Designated Grants

Insert: Yukon River Drainage Fisheries Association \$40.0

To remain on the FY 95 designated grants lists, the grantees could not be receiving other state funding. There may be some confusion in regard to YRDFA.

YRDFA does not receive any other grants and people may have YRDFA confused with the Yukon Drainage Fisheries Development Association (YDFDA) which is a 4-village CDQ that receives STEP grants.

A decrement is not shown to balance the addition of YRDFA to the list as this grantee complies with the criteria to remain on the list for FY 95.

1.

HOUSE FINANCE COMMITTEE

MEETING OF 3/25/94

SUBJECT Am 3 CRA ADOPT

MEMBER	YES	NO
BROWN	✓	
FOSTER	✓	
GRUSSENDORF	✓	
HANLEY		✓
HOFFMAN	✓	
MARTIN		✓
NAVARRE	✓	
PARNELL		✓
TERRIAULT		✓
LARSON		✓
MACLEAN	✓	

TOTAL

PASSED: 6-5

FAILED: \_\_\_\_\_



YUKON RIVER DRAINAGE FISHERIES ASSOCIATION

733 WEST 4TH AVENUE SUITE 881 ANCHORAGE, ALASKA 99501 (907) 279-6519

March 24, 1994

Representative Lyman Hoffman  
House Finance Committee  
Alaska State Legislature

Dear Representative Hoffman:

I wish to clear up some confusion concerning our Association and what type of funds we receive. The only funding we receive is from the DCRA designated legislative grant. In last year's FY 94 budget we received a grant of \$40,000.

We do not receive any other grants and specifically we do not receive STEP grants. People may have our Association confused with the Yukon Delta Fisheries Development Association or YDFDA. They are a CDQ group of the four villages of Sheldon's Pt., Alakanuk, Kotlik and Sheldon's Pt. They primarily are an economic development group that own about 5% fo the pollock resource. I think they received a STEP grant.

Our Association, the YRDFA, has representation from all the villages of the Yukon and its tributaries and is a mechanism to build cooperation amongst the different salmon fishermen on the Yukon River and to work with ADF&G on devising solutions to various management problems. 1/2 of our grant goes to travel costs for the annual meeting of 40 delegates and the other costs help to pay for our newsletter and a 1/4 time staff person.

The problems with the Yukon salmon returns continue and the DCRA designated grant will help the commercial and subsistence users to work together to help management and rebuild the returns.

We hope the Finance Committee can restore our grant of \$40,000 to the FY 95 budget.

Sincerely,

Dan Albrecht, Exec. Dir.

BUDGET AMENDMENT

2

w/d

OFFERED BY: REPRESENTATIVE HOFFMAN

Department of Community & Regional Affairs

Administration & Support BRU

Designated Grants Component

Reduce general funds in designated grants line by 15% (47.7 GF)

REDUCE: 47.7 GF

Add 47.7 GF for designated grant to the Fairbanks Native Association Model Employment Program.

ADD: 47.7 GF

The Fairbanks Native Association Model Employment Program has established a strong track record of providing individualized client services which have enabled them to achieve high levels of client placement into employment and long-term job retention. This grant will demonstrate a maintenance of effort toward serving long term and chronically unemployed individuals and reducing public costs associated with unemployment.

4

Adopted  
By Navarre  
AS Amended

Amendment to FY 95 Operating Budget

Community & Regional Affairs

BRU: Designated Grants

Add GF People Count grant 31.9

~~Reduce each of the other designated grantees by 10% 31.9~~

Amend funding source  
out of House Reg Operating  
Budget

2.

HOUSE FINANCE COMMITTEE

MEETING OF 3/25/94

SUBJECT Amend to A funding source

MEMBER	YES
FOSTER	✓
GRUSSENDORF	✓
HANLEY	✓
HOFFMAN	✓
MARTIN	✓
NAVARRE	✓
PARNELL	✓
THERRIAULT	✓
BROWN	✓
MACLEAN	✓
LARSON	✓

TOTAL \_\_\_\_\_

PASSED: 10-1

FAILED: \_\_\_\_\_

Adopt

3.

HOUSE FINANCE COMMITTEE

MEETING OF 3/25/94

SUBJECT Amend f as Amended

MEMBER	YES	NO
GRUSSENDORF	✓	
HANLEY		✓
HOFFMAN	✓	
MARTIN		✓
NAVARRE	✓	
PARNELL		✓
TERRIAULT		✓
BROWN	✓	
FOSTER	✓	
LARSON		✓
MACLEAN	✓	

TOTAL

PASSED: 6-5  
FAILED: \_\_\_\_\_

5 AS Amended ~~Adopt~~  
~~Rescinded~~  
Adopt

HOUSE FINANCE COMMITTEE AMENDMENT TO HB 370

Offered by Rep. Mark Hanley

Agency: Community & Regional Affairs

BRU: Administration and Support

Component: Designated Grants

delete: ~~319.7~~ (290.2 GF, 29.5 GF/MHTIA)

369.1

**EXPLANATION:** This reduction brings budget in line with Governor's FY95 request and eliminates all designated grants.

Agency: ~~Health & Social Services~~

BRU: ~~Alcohol & Drug Abuse~~

Component: ~~Alcohol & Drug Abuse Grant~~

delete: ~~10,935.1~~

insert: ~~11,175.1~~

**EXPLANATION:** ~~Of 319.7 reduced above, 75% (240.0) is restored to the ADA grant line.~~

Amend  
total of design  
on

w/d

by MacLean

withdrawn

AMENDMENT  
House Bill 370 - Operating Budget

Amendment to #5

Department of Community and Regional Affairs  
Designated Grants

ADD: \$369.1 allocated for the following grants:

BBNA Health Corp.	\$39.3
NSB Bowhead Census	\$84.0
Maniilaq Assn	\$73.1
Assn Stranded Rural Aks	\$52.7
FNA employment program	\$120.0
<u>TOTAL</u>	<u>\$369.1</u>

4.

HOUSE FINANCE COMMITTEE

*Adopt*

MEETING OF

3/25/94

SUBJECT

Amend J as Amended

MEMBER	YES	NO
HANLEY	<input checked="" type="checkbox"/>	
HOFFMAN		<input checked="" type="checkbox"/>
MARTIN	<input checked="" type="checkbox"/>	
NAVARRE	<input checked="" type="checkbox"/>	
PARNELL	<input checked="" type="checkbox"/>	
THERRIAULT	<input checked="" type="checkbox"/>	
BROWN	<input checked="" type="checkbox"/>	
FOSTER		<input checked="" type="checkbox"/>
GRUSSENDORF	<input checked="" type="checkbox"/>	
MACLEAN		<input checked="" type="checkbox"/>
LARSON		<input checked="" type="checkbox"/>

TOTAL

PASSED: 7-4

FAILED: \_\_\_\_\_

Projected Staff  
Lay-offs for

Alaska Legal Services Corporation Summer 1994

Staff Roster (46.54)

\$475,000 decrement

ADMINISTRATION (5)

Executive Director (1)  
Controller (1)  
Assistant to the Director (Fairbanks) (1)  
Assistant to the Controller (1)  
Accounting Technician (1)

STATEWIDE (8.43)

Chief Counsel (1)  
Grant Coordinator (Pro Bono) (1)  
Statewide Litigation Attorney (Fairbanks) (1)  
Statewide Litigation Attorney (1)  
Staff Attorney (3) - Cut 1 Staff Attorney 8/1/94  
Legal Secretary (1)  
General Clerk (0.43)

\$60,000

ANCHORAGE (10)

Supervising Attorney (1)  
Staff Attorney (4) - Cut 1 Staff Attorney 8/1/94  
Advanced Paralegal (2)  
Paralegal (1)  
Legal Secretary (1)  
Receptionist (1)

\$60,000

BETHEL (4)

Supervising Attorney (1)  
Staff Attorney (2)  
Legal Secretary (1)

~~DILLINGHAM~~ (2)

Supervising Attorney (1) - Cut 1 Supervising Attorney 8/1/94  
Legal Secretary (1) - Cut 1 Legal Secretary 8/1/94

\$133,945

FAIRBANKS/BARROW (7)

Supervising Attorney (1)  
Staff Attorney (2)  
Staff Attorney (Barrow) (1)  
Advanced Paralegal (1)  
Office Manager (1)  
Paralegal/Office Manager (Barrow) (1)

JUNEAU/~~KETCHIKAN~~ (4.69)

Supervising Attorney (1)

Staff Attorney (1)

Advanced Paralegal (1)

Paralegal (Ketchikan) (0.57) - Cut 1 Paralegal

\$ 30,000

Legal Secretary (0.83)

General Clerk (0.29)

~~KODIAK~~ (1.42)

Supervising Attorney (0.71) - Cut 1 Supervising Attorney

Legal Secretary (0.71) - Cut 1 Legal Secretary

\$ 67,700

~~NOME/KOTZEBUE~~ (4)

Supervising Attorney (1) - Cut 1 Supervising Attorney

Staff Attorney (Kotzebue) (1)

Legal Secretary (1) - Cut 1 Legal Secretary

\$ 131,318

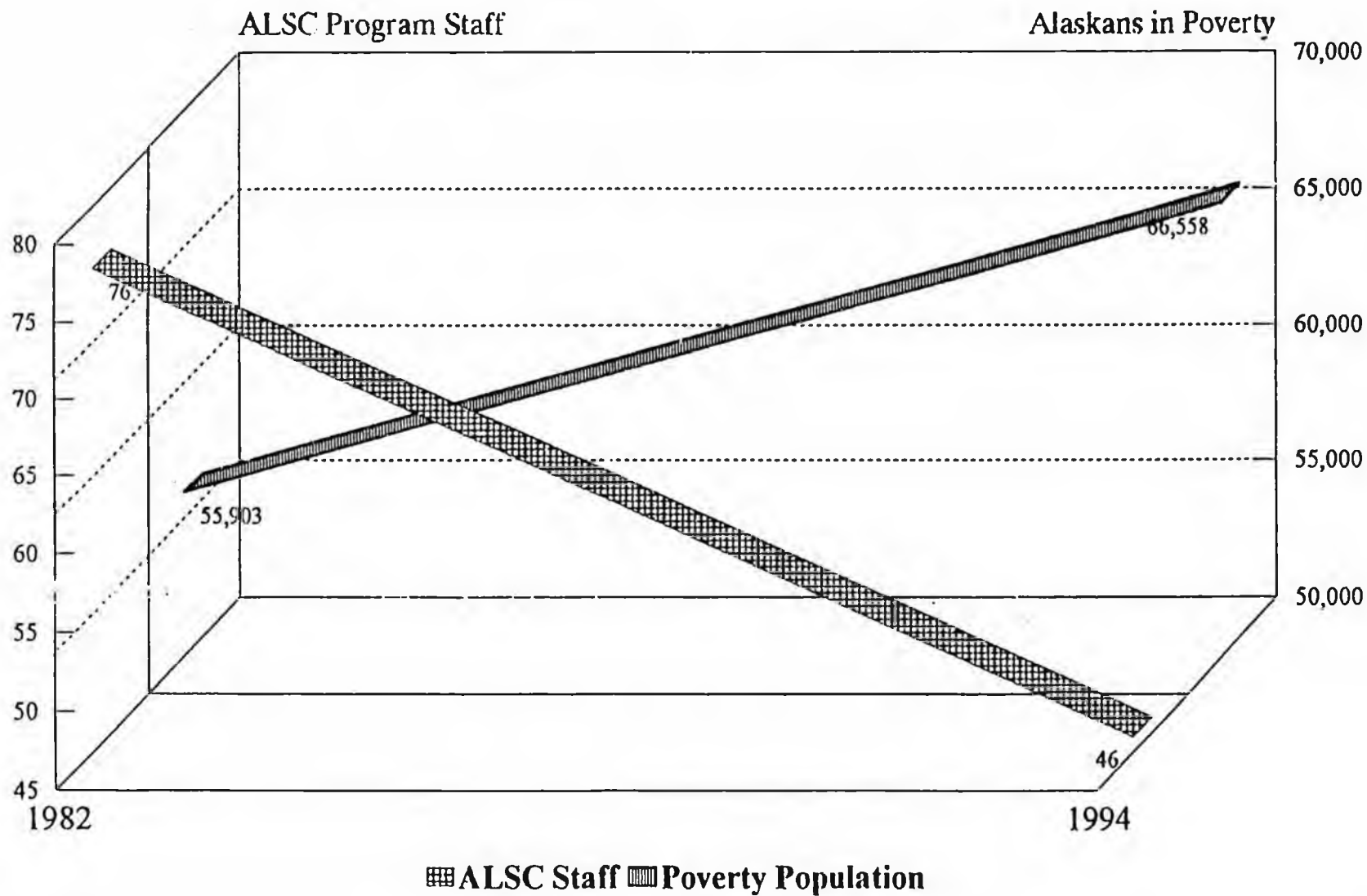
Legal Secretary (Kotzebue) (1)

---

Cut 7.9 Positions = \$ 482,963

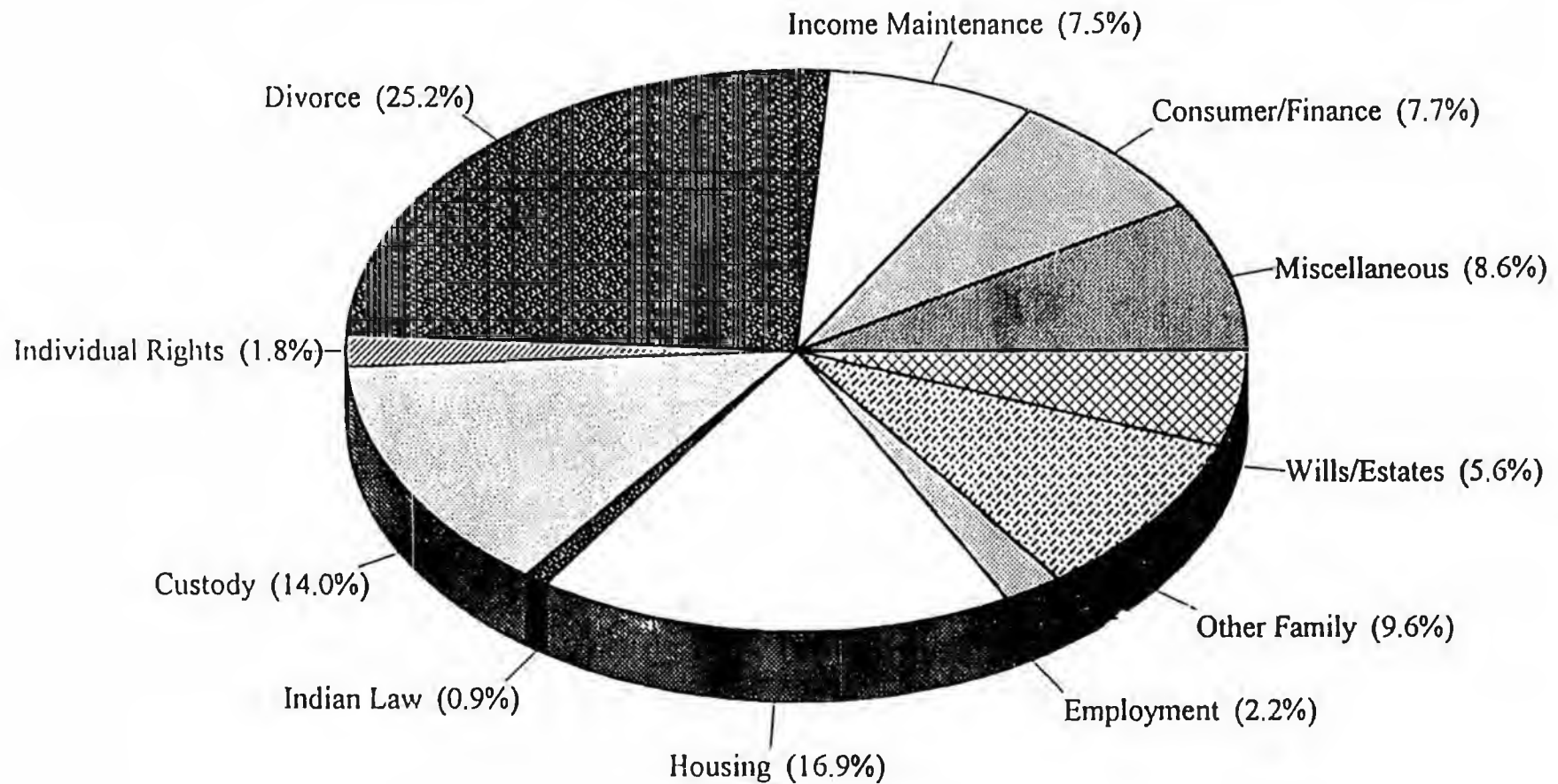
Close 4 Offices

# Alaska's Poverty Population Increases As Budget Reductions Force Staffing Cuts



# Closed Cases by Type

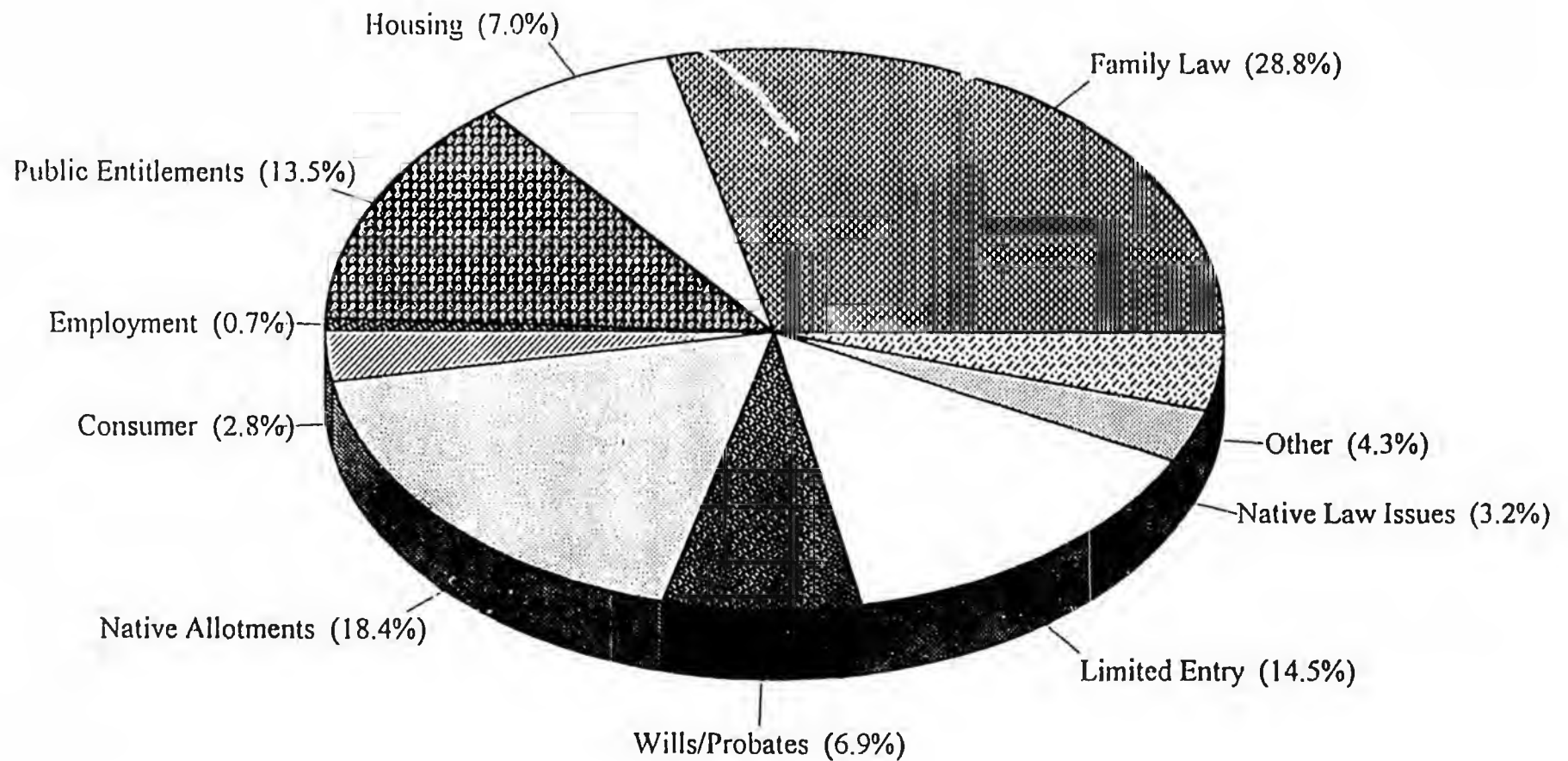
1993 Case Closures



4,466 Cases Closed January 1 - December 31, 1993

# Open Case Statistics

## Alaska Legal Services Corporation



4.

HOUSE FINANCE COMMITTEE

MEETING OF 4/5/94

SUBJECT Rescind CRA 5

MEMBER	YES	NO
HANLEY		<input checked="" type="checkbox"/>
HOFFMAN	<input checked="" type="checkbox"/>	
MARTIN		<input checked="" type="checkbox"/>
NAVARRE		
PARNELL		<input checked="" type="checkbox"/>
TERRIAULT	<input checked="" type="checkbox"/>	
BROWN		<input checked="" type="checkbox"/>
FOSTER	<input checked="" type="checkbox"/>	
GRUSSENDORF	<input checked="" type="checkbox"/>	
MACLEAN	<input checked="" type="checkbox"/>	
LARSON	<input checked="" type="checkbox"/>	

TOTAL

\_\_\_\_\_

PASSED: 6-4

FAILED: \_\_\_\_\_

6 ~~Adopted~~  
2-9  
failed

HOUSE FINANCE COMMITTEE AMENDMENT TO HB 370

Offered by Rep. Mark Hanley

Agency: Community & Regional Affairs

BRU: Administration and Support

Component: Office of the Commissioner

delete: 350.0

**EXPLANATION:** *This reduction brings budget in line with Governor's FY95 request.*

Agency: Health & Social Services

BRU: Alcohol & Drug Abuse

Component: Alcohol & Drug Abuse Grant

delete: 10,935.1

insert: 11,195.1

**EXPLANATION:** *Of 350.0 reduced above, 75% (260.0) is restored to the ADA grant line.*

3.

HOUSE FINANCE COMMITTEE

*failed*

MEETING OF B125194

SUBJECT Amend 6

MEMBER	YES	NO
HOFFMAN		<input checked="" type="checkbox"/>
MARTIN		<input checked="" type="checkbox"/>
NAVARRE		<input checked="" type="checkbox"/>
PARNELL		<input checked="" type="checkbox"/>
THERIAULT	<input checked="" type="checkbox"/>	
BROWN		<input checked="" type="checkbox"/>
FOSTER		<input checked="" type="checkbox"/>
GRESSENDORF		<input checked="" type="checkbox"/>
HANLEY	<input checked="" type="checkbox"/>	
LARSON		<input checked="" type="checkbox"/>
MACLEAN		<input checked="" type="checkbox"/>

TOTAL \_\_\_\_\_

PASSED: \_\_\_\_\_

FAILED: 0-9

F

~~W/d~~ Hold

By: Therriault

**AMENDMENT**

House Bill 370 - Operating Budget

Department of Community and Regional Affairs

Designated Grants

FNA Employment Grant

Add: \$150.0 General Funds

Add funds for Fairbanks Native Association  
employment program.

Legislature

Legislative Operating Budget

Legislative Operating Budget

Reduce: -\$150.0 General Funds

# AMENDMENT

8

wd

Amendment to the FY'95 operating budget

By Brown

## Department of Community & Regional Affairs

Component:       **Designated Grants**  
BRU:                Administration & Support

07 Grants, Clms

Delete: 349.2 (319.7 GF   29.5 GF/MHTLA)  
Insert:   0

*This amendment deletes all funding for designated grants. The Governor proposed elimination of designated grants.*

w/d

INTENT LANGUAGE 9

Department of Community & Regional Affairs

Component: Child Assistance  
BRU: Day Care Assistance Program

Add intent language:

"It is the intent of the legislature that DCRA revise both the income levels and sliding fee scales for parent income eligibility to provide that increases in parent costs (reduction in funds) are not borne by the lowest income level."

AMENDMENT

to Am 9  
w/d

By Representative MacLean

Intent language to Department of Community and Regional Affairs  
Day Care Assistance

It is the intent of the legislature that DCRA revise both the income levels and sliding fee scales for parent income eligibility to insure any increases in parent costs are proportionately shared by all participants.

PARENT COST FOR CHILD CARE OPTIONS

Northern Barrow Pt. Hope Kotzebue Nome	Monthly Rate	Center				Monthly Rate	Home			
		97%	95%	90%	85%		97%	95%	90%	85%
		Infant	\$50.00	\$15.00	\$25.00		\$50.00	\$75.00	\$52.00	\$15.60
Toddler	\$47.50	\$14.25	\$23.75	\$47.50	\$71.25	\$46.00	\$13.80	\$23.00	\$46.00	\$69.00
Child	\$42.50	\$12.75	\$21.25	\$42.50	\$63.75	\$36.50	\$10.95	\$18.25	\$36.50	\$54.75
Interior Delta Junction Fairbanks Healy Nenana	Monthly Rate	Center				Monthly Rate	Home			
		97%	95%	90%	85%		97%	95%	90%	85%
		Infant	\$49.00	\$14.93	\$24.88		\$49.75	\$74.63	\$42.00	\$12.75
Toddler	\$46.50	\$13.95	\$23.25	\$46.50	\$69.75	\$40.00	\$12.00	\$20.00	\$40.00	\$60.00
Child	\$40.50	\$12.15	\$20.25	\$40.50	\$60.75	\$37.00	\$11.10	\$18.50	\$37.00	\$55.50
Southwest Aniak Bethel Dillingham Unalaska	Monthly Rate	Center				Monthly Rate	Home			
		97%	95%	90%	85%		97%	95%	90%	85%
		Infant	\$51.25	\$15.38	\$25.63		\$51.25	\$76.88	\$52.00	\$15.75
Toddler	\$47.50	\$14.25	\$23.75	\$47.50	\$71.25	\$50.00	\$15.00	\$25.00	\$50.00	\$75.00
Child	\$43.00	\$13.13	\$21.88	\$43.75	\$65.63	\$50.00	\$15.00	\$25.00	\$50.00	\$75.00
Anch/Mat-Su Anchorage Mat-Su	Monthly Rate	Center				Monthly Rate	Home			
		97%	95%	90%	85%		97%	95%	90%	85%
		Infant	\$53.00	\$15.90	\$26.50		\$53.00	\$78.50	\$47.50	\$14.25
Toddler	\$52.00	\$15.00	\$26.00	\$52.00	\$78.00	\$50.00	\$13.50	\$22.50	\$45.00	\$67.50
Child	\$46.00	\$14.06	\$23.43	\$46.86	\$70.29	\$47.00	\$12.60	\$21.00	\$42.00	\$63.00
Gulf Coast Cordova, Glenallen, Valdez, Homer Kenai, Seward Soldotna, Kodiak	Monthly Rate	Center				Monthly Rate	Home			
		97%	95%	90%	85%		97%	95%	90%	85%
		Infant	\$47.00	\$14.25	\$23.75		\$47.50	\$71.25	\$50.00	\$15.00
Toddler	\$45.00	\$13.50	\$22.50	\$45.00	\$67.50	\$48.00	\$14.78	\$24.63	\$49.25	\$73.88
Child	\$39.00	\$11.97	\$19.95	\$39.90	\$59.85	\$47.00	\$14.10	\$23.50	\$47.00	\$70.50
Southeast Sitka, Craig, Haines, Metlakatla, Juneau Petersburg, Wrangell Ketchikan, Skagway	Monthly Rate	Center				Monthly Rate	Home			
		97%	95%	90%	85%		97%	95%	90%	85%
		Infant	\$57.50	\$16.35	\$27.25		\$54.50	\$81.75	\$59.00	\$15.00
Toddler	\$49.00	\$14.93	\$24.88	\$49.75	\$74.63	\$45.00	\$13.50	\$22.50	\$45.00	\$67.50
Child	\$45.50	\$13.65	\$22.75	\$45.50	\$68.25	\$42.50	\$12.75	\$21.25	\$42.50	\$63.75

FY 95 Maximums for monthly enrollment rates

10

failed  
4-6

Amendment to FY 95 operating budget

/by Rep. Brown

Department of Community and Regional Affairs

BRU: Child Care

Component: Day Care Assistance

Grants, claims

Restore \$100.0 GF ~~X~~ for registration fees for low-income parents.

This amendment will restore Governor's requested funding for this purpose.

5.

HOUSE FINANCE COMMITTEE

MEETING OF 38 4/15/94

SUBJECT P.R.A. Am 10

MEMBER	YES	NO
HOFFMAN	✓	
MARTIN		✓
NAVARRE		
PARNELL		✓
TERRIAULT		✓
BROWN	✓	
FOSTER	✓	
GRUSSENDORF	✓	
HANLEY		✓
LARSON		✓
MACLEAN		✓

TOTAL

PASSED: \_\_\_\_\_

FAILED: 4-6

11

failed 46

Amendment to FY 95 operating budget

by Rep. Brown

Department of Community and Regional Affairs

BRU: Child Care

Component: Day Care Assistance Program

Grants, claims:

Restore \$300.0 GF to allow for payment during holidays.

This amendment will restore Governor's requested funding for this purpose.

6.

HOUSE FINANCE COMMITTEE

MEETING OF 4/5/94

SUBJECT CRA II -

MEMBER	YES	NO
MARTIN		✓
NAVARRE		
PARNELL		✓
THERRIault		✓
BROWN	✓	
FOSTER	✓	
GRUSSENDORF	✓	
HANLEY		✓
HOFFMAN	✓	
MACLEAN		✓
LARSON		✓

TOTAL \_\_\_\_\_

PASSED: \_\_\_\_\_

FAILED: 4-0

12

failed

Amendment to FY 95 operating budget

by Rep. Brown

Department of Community & Regional Affairs

BRU: Child Care

Component: Child Assistance

Grants, claims

Add \$886.0 GF to child care subsidy.

This amendment will restore funding for child care subsidies to Governor's requested level.

7.

HOUSE FINANCE COMMITTEE

MEETING OF 4/5/94

SUBJECT Am 12

MEMBER	YES	NO
NAVARRE		<del>✓</del>
PARNELL		✓
TERRIAULT		✓
BROWN	✓	
FOSTER	✓	
GRUSSENDORF	✓	
HANLEY		✓
HOFFMAN	✓	
MARTIN		✓
LARSON		✓
MACLEAN		✓

TOTAL \_\_\_\_\_

PASSED: \_\_\_\_\_

FAILED: 4-6

AmB

**Offered By: Therriault**

**House Bill 370**

**Department of Community and Regional Affairs  
Child Assistance  
Head Start Grants**

**LETTER OF INTENT**

In an effort to maximize Federal Head Start funding in Alaska and to meet the increasing demand, it is the Intent of the Legislature that primary purpose of the State General Funds available for Head Start Grants be for fulfilling the required 20% match for Federal Funding, and any remaining General Funds be distributed to qualifying Head Start grantees through a competitive process.

It is further the intent of the legislature that all recipients of Head Start grants, apply for the additional Federal Dollars available in Federal Fiscal Years 1994 and 1995.

8.

HOUSE FINANCE COMMITTEE

MEETING OF 7/5/94

SUBJECT Am 13

MEMBER	YES	NO
PARNELL	✓	
TERRIAULT	✓	
BROWN		✓
FOSTER		✓
GRUSSENDORF		✓
HANLEY	✓	
HOFFMAN		✓
MARTIN	✓	
NAVARRE		
MACLEAN		✓
LARSON	✓	
TOTAL		

PASSED: \_\_\_\_\_

FAILED: 5-5

9.

HOUSE FINANCE COMMITTEE

MEETING OF 4/5/94

SUBJECT Close CRA

MEMBER	YES	NO
THERRIAULT	✓	
BROWN	✓	
FOSTER	✓	
GRUSSENDORF	<del>✓</del>	✓
HANLEY	✓	
HOFFMAN		✓
MARTIN	✓	
NAVARRE		
PARNELL	✓	
LARSON	✓	
MACLEAN	✓	

TOTAL

PASSED: 8-2

FAILED: \_\_\_\_\_

4/18/94 pm

Section #40

adopted

## AMENDMENT

By House Finance Committee

HB 370

Department of Community and Regional Affairs

### **Municipal Revenue Sharing State Revenue Sharing**

Delete (\$16,809.7 GF)

Add \$22,966.8 GF

### **Municipal Revenue Sharing Municipal Assistance**

Delete (\$19,912.1 GF)

Add \$27,938.5 GF

This amendment would result in a 30% reduction to both programs.

amended  
amendment to SC 40

Amendment to the FY 95 Operating Budget

by Hoffman

Department of Community and Regional Affairs

**BRU:** *Municipal Revenue Sharing*

Component: State Revenue Sharing

Delete: "16,809.7"

Insert: "31,169.2"

Component: Municipal Assistance

Delete: "19,912.1"

Insert: "37,916.5"

<sup>15<sup>v</sup>/6</sup>  
This amendment constitutes a 5% reduction to Municipal Assistance  
and Revenue Sharing from FY 94 Authorized.

Comparison of FY 94 SRS/MA Entitlements With Costs of 10%, 30%, and 50%

Community	FY94 Pop.	FY 94	FY 94 - 10%	FY 94 - 30%	FY 94 - 50%	FY 94 - 10%		FY 94 - 30%		FY 94 - 50%	
		SRS/MA Actual Total	SRS/MA	SRS/MA	SRS/MA	Δ FY 94	% Δ FY 94	Δ FY 94	% Δ FY 94	Δ FY 94	% Δ FY 94
Akiak	81	\$29,902	\$29,011	\$26,943	\$24,267	(\$891)	-2.98%	(\$2,959)	-9.90%	(\$5,635)	-18.84%
Akiak	287	\$46,702	\$44,276	\$39,070	\$33,089	(\$2,426)	-5.19%	(\$7,632)	-16.34%	(\$13,613)	-29.15%
Akuluk	487	\$82,184	\$72,444	\$52,961	\$35,315	(\$9,740)	-11.15%	(\$29,223)	-35.56%	(\$46,869)	-57.03%
Alakanuk	559	\$67,521	\$63,247	\$54,344	\$44,632	(\$4,274)	-6.33%	(\$13,177)	-19.52%	(\$22,889)	-33.90%
Aleknagik	200	\$40,945	\$39,129	\$35,154	\$30,443	(\$1,816)	-4.44%	(\$5,791)	-14.14%	(\$10,502)	-25.65%
Aleulians East Borough	2,745	\$131,488	\$117,458	\$89,382	\$62,979	(\$14,030)	-10.67%	(\$42,106)	-32.02%	(\$68,509)	-52.10%
Allakaket	172	\$42,280	\$40,579	\$37,105	\$32,736	(\$1,601)	-3.79%	(\$5,175)	-12.24%	(\$9,544)	-22.57%
Ambler	301	\$69,300	\$61,325	\$45,370	\$34,467	(\$7,975)	-11.51%	(\$23,930)	-34.53%	(\$34,833)	-50.26%
Anaktuvuk Pass	246	\$45,283	\$43,110	\$38,395	\$32,884	(\$2,173)	-4.80%	(\$6,888)	-15.21%	(\$12,399)	-27.38%
Anchorage	240,258	\$27,313,819	\$24,522,031	\$18,937,398	\$13,468,859	(\$2,791,788)	-10.22%	(\$8,376,421)	-30.67%	(\$13,843,860)	-50.68%
Anderson	649	\$66,257	\$61,306	\$51,033	\$39,919	(\$4,951)	-7.47%	(\$15,224)	-22.98%	(\$26,338)	-39.75%
Angoon	705	\$64,389	\$59,098	\$48,240	\$36,744	(\$5,291)	-8.22%	(\$16,149)	-25.08%	(\$27,645)	-42.93%
Aniak	529	\$91,214	\$80,917	\$60,328	\$41,615	(\$10,297)	-11.29%	(\$30,886)	-33.86%	(\$49,599)	-54.38%
Anvik	104	\$38,950	\$37,844	\$35,264	\$31,892	(\$1,106)	-2.84%	(\$3,686)	-9.46%	(\$7,058)	-18.12%
Atka	87	\$36,056	\$35,117	\$32,898	\$29,939	(\$939)	-2.60%	(\$3,158)	-8.76%	(\$6,117)	-16.97%
Atkasuk	217	\$60,967	\$58,999	\$54,697	\$49,601	(\$1,968)	-3.23%	(\$6,270)	-10.28%	(\$11,366)	-18.64%
Barrow	3,702	\$358,414	\$316,283	\$232,004	\$149,425	(\$42,131)	-11.75%	(\$126,410)	-35.27%	(\$208,989)	-58.31%
Bethel	4,868	\$684,943	\$611,850	\$465,645	\$323,857	(\$73,093)	-10.67%	(\$219,298)	-32.02%	(\$361,086)	-52.72%
Bettles	33	\$36,664	\$36,118	\$34,659	\$32,401	(\$546)	-1.49%	(\$2,005)	-5.47%	(\$4,263)	-11.63%
Brevig Mission	234	\$45,037	\$42,967	\$38,457	\$33,150	(\$2,070)	-4.60%	(\$6,580)	-14.61%	(\$11,887)	-26.39%
Bristol Bay Borough	1,415	\$168,823	\$150,121	\$112,712	\$76,270	(\$18,702)	-11.08%	(\$56,111)	-33.24%	(\$92,553)	-54.92%
Buckland	340	\$73,487	\$65,404	\$49,234	\$38,719	(\$8,083)	-11.00%	(\$24,253)	-33.00%	(\$34,768)	-47.31%
Cheforak	330	\$48,221	\$45,483	\$39,651	\$33,044	(\$2,738)	-5.68%	(\$8,570)	-17.77%	(\$15,177)	-31.47%
Chevak	619	\$63,272	\$58,498	\$48,592	\$37,886	(\$4,774)	-7.55%	(\$14,680)	-23.20%	(\$25,386)	-40.12%
Chignik	177	\$40,053	\$38,426	\$34,826	\$30,488	(\$1,627)	-4.06%	(\$5,227)	-13.05%	(\$9,565)	-23.88%
Chuathbaluk	129	\$40,461	\$39,178	\$36,241	\$32,510	(\$1,283)	-3.17%	(\$4,220)	-10.43%	(\$7,951)	-19.65%
Coffman Cove	198	\$92,277	\$82,686	\$63,507	\$45,322	(\$9,591)	-10.39%	(\$28,770)	-31.18%	(\$46,955)	-50.88%
Cold Bay	137	\$41,743	\$40,400	\$37,368	\$33,600	(\$1,343)	-3.22%	(\$4,375)	-10.48%	(\$8,143)	-19.51%
Cordova	2,504	\$437,847	\$392,390	\$301,459	\$213,780	(\$45,457)	-10.38%	(\$136,388)	-31.15%	(\$224,067)	-51.17%
Craig	1,637	\$183,882	\$162,105	\$118,543	\$76,124	(\$21,777)	-11.84%	(\$65,339)	-35.53%	(\$107,758)	-58.60%
Deering	158	\$75,717	\$67,743	\$51,796	\$36,693	(\$7,974)	-10.53%	(\$23,921)	-31.59%	(\$39,024)	-51.54%
Delta Junction	736	\$104,852	\$95,855	\$80,256	\$68,323	(\$8,997)	-8.58%	(\$24,596)	-23.46%	(\$36,529)	-34.84%
Denali Borough	1,832	\$107,957	\$99,128	\$81,101	\$62,205	(\$8,829)	-8.18%	(\$26,856)	-24.88%	(\$45,752)	-42.38%
Dillingham	2,110	\$257,460	\$229,375	\$173,190	\$118,479	(\$28,085)	-10.91%	(\$84,270)	-32.73%	(\$138,981)	-53.98%
Diomedes	180	\$41,831	\$40,127	\$36,349	\$31,782	(\$1,704)	-4.07%	(\$5,482)	-13.11%	(\$10,049)	-24.02%
Eagle	161	\$36,557	\$35,083	\$31,826	\$27,907	(\$1,474)	-4.03%	(\$4,731)	-12.94%	(\$8,650)	-23.66%
Ekuk	284	\$46,742	\$44,340	\$39,183	\$33,250	(\$2,402)	-5.14%	(\$7,559)	-16.17%	(\$13,402)	-28.86%
Ekwook	78	\$34,498	\$33,565	\$31,355	\$28,415	(\$933)	-2.70%	(\$3,143)	-9.11%	(\$6,083)	-17.63%
Elim	267	\$48,088	\$45,846	\$40,984	\$35,333	(\$2,242)	-4.66%	(\$7,094)	-14.75%	(\$12,755)	-26.52%
Emmonak	692	\$106,980	\$94,788	\$70,396	\$46,859	(\$12,192)	-11.40%	(\$36,584)	-34.20%	(\$60,121)	-56.20%
Fairbanks	32,156	\$3,544,377	\$3,229,436	\$2,599,502	\$1,977,829	(\$314,841)	-8.89%	(\$944,875)	-26.66%	(\$1,566,548)	-44.20%
Fairbanks North Star B	79,730	\$5,014,178	\$4,463,260	\$3,361,202	\$2,283,731	(\$550,918)	-10.98%	(\$1,652,976)	-32.97%	(\$2,730,447)	-54.45%

Comparison of FY 94 SRS/MA Entitlements With Cuts of 10%, 30%, and 50%

Community	FY94 Pop.	FY 94	FY 94 -10%	FY 94 - 30%	FY 94 - 50%	FY 94 - 10%		FY 94 - 30%		FY 94 - 50%	
		SRS/MA Actual Total	SRS/MA	SRS/MA	SRS/MA	Δ FY 94	% Δ FY 94	Δ FY 94	% Δ FY 94	Δ FY 94	% Δ FY 94
False Pass	84	\$34,639	\$33,647	\$31,320	\$28,266	(\$992)	-2.86%	(\$3,319)	-9.58%	(\$6,373)	-18.40%
Fort Yukon	718	\$133,478	\$118,933	\$89,839	\$61,864	(\$14,545)	-10.90%	(\$43,639)	-32.69%	(\$71,614)	-53.65%
Galena	829	\$114,061	\$101,345	\$75,904	\$51,781	(\$12,716)	-11.15%	(\$38,157)	-33.45%	(\$62,280)	-54.60%
Gambell	546	\$63,367	\$59,126	\$50,276	\$40,595	(\$4,241)	-6.69%	(\$13,091)	-20.65%	(\$22,772)	-35.94%
Golovin	146	\$42,096	\$40,716	\$37,585	\$33,655	(\$1,380)	-3.28%	(\$4,511)	-10.72%	(\$8,441)	-20.05%
Goodnews Bay	236	\$43,553	\$41,468	\$36,958	\$31,643	(\$2,085)	-4.79%	(\$6,615)	-15.19%	(\$11,910)	-27.35%
Grayling	203	\$44,332	\$42,520	\$38,525	\$33,730	(\$1,812)	-4.09%	(\$5,807)	-13.10%	(\$10,602)	-23.92%
Haines	1,265	\$153,001	\$136,735	\$104,199	\$72,476	(\$16,266)	-10.63%	(\$48,802)	-31.90%	(\$80,525)	-52.63%
Haines Borough	2,212	\$109,719	\$80,753	\$65,091	\$48,813	(\$8,966)	-9.99%	(\$24,638)	-27.46%	(\$40,906)	-45.59%
Holy Cross	273	\$49,262	\$46,997	\$42,096	\$36,384	(\$2,265)	-4.60%	(\$7,164)	-14.54%	(\$12,878)	-26.14%
Homer	3,937	\$462,171	\$412,919	\$314,398	\$218,231	(\$49,252)	-10.66%	(\$147,773)	-31.97%	(\$243,040)	-52.78%
Hoonah	793	\$158,559	\$141,328	\$106,862	\$73,772	(\$17,231)	-10.87%	(\$51,697)	-32.60%	(\$84,787)	-53.47%
Hooper Bay	890	\$80,093	\$73,371	\$59,569	\$44,947	(\$6,722)	-8.39%	(\$20,524)	-25.63%	(\$35,146)	-43.88%
Houston	815	\$88,057	\$77,840	\$57,403	\$40,187	(\$10,217)	-11.60%	(\$30,654)	-34.81%	(\$47,870)	-54.36%
Hughes	66	\$36,754	\$35,908	\$33,846	\$30,996	(\$846)	-2.30%	(\$2,908)	-7.91%	(\$5,758)	-15.67%
Huslia	224	\$46,758	\$44,856	\$40,685	\$35,700	(\$1,902)	-4.07%	(\$6,073)	-12.99%	(\$11,058)	-23.65%
Hydaburg	405	\$46,147	\$42,990	\$36,412	\$29,240	(\$3,157)	-6.84%	(\$9,735)	-21.10%	(\$16,907)	-36.64%
Juneau	29,251	\$4,297,260	\$3,825,728	\$2,882,391	\$1,969,839	(\$471,532)	-10.97%	(\$1,414,869)	-32.92%	(\$2,327,421)	-54.16%
Kachemak	372	\$44,877	\$41,906	\$35,678	\$28,821	(\$2,971)	-6.62%	(\$9,199)	-20.50%	(\$16,056)	-35.78%
Kake	725	\$88,419	\$77,926	\$56,935	\$36,556	(\$10,493)	-11.87%	(\$31,484)	-35.61%	(\$51,863)	-58.66%
Kaktovik	224	\$90,876	\$80,549	\$59,884	\$40,300	(\$10,327)	-11.36%	(\$30,992)	-34.10%	(\$50,576)	-55.65%
Kalleg	257	\$46,853	\$44,663	\$39,915	\$34,360	(\$2,190)	-4.67%	(\$6,938)	-14.81%	(\$12,493)	-26.66%
Kasaan	52	\$26,779	\$26,149	\$24,624	\$22,530	(\$630)	-2.35%	(\$2,155)	-8.05%	(\$4,249)	-15.87%
Konai	6,535	\$746,588	\$672,438	\$524,121	\$378,751	(\$74,150)	-9.93%	(\$222,467)	-29.80%	(\$367,837)	-49.27%
Kenai Peninsula Borough	42,242	\$3,802,865	\$3,395,024	\$2,579,151	\$1,790,438	(\$407,041)	-10.72%	(\$1,223,714)	-32.18%	(\$2,012,427)	-52.92%
Keetchikan	8,778	\$1,146,695	\$1,033,098	\$805,860	\$584,628	(\$113,597)	-9.91%	(\$340,035)	-29.72%	(\$562,067)	-49.02%
Keetchikan Gateway Bo	1,110	\$570,471	\$503,639	\$369,942	\$239,539	(\$66,832)	-11.72%	(\$200,529)	-35.15%	(\$330,932)	-58.01%
Kiana	401	\$68,459	\$60,814	\$47,018	\$39,522	(\$7,645)	-11.17%	(\$21,441)	-31.32%	(\$28,937)	-42.27%
King Cove	871	\$109,160	\$96,178	\$70,206	\$45,018	(\$12,982)	-11.89%	(\$38,954)	-35.69%	(\$64,142)	-58.76%
Kivalina	327	\$106,837	\$94,673	\$70,342	\$47,218	(\$12,164)	-11.39%	(\$36,495)	-34.16%	(\$59,619)	-55.80%
Klawock	758	\$90,461	\$79,695	\$58,160	\$37,238	(\$10,766)	-11.90%	(\$32,301)	-35.71%	(\$53,223)	-58.84%
Kobuk	110	\$39,398	\$38,261	\$35,619	\$32,180	(\$1,137)	-2.89%	(\$3,779)	-9.59%	(\$7,218)	-18.32%
Kodiak	7,229	\$753,975	\$678,787	\$528,384	\$380,411	(\$75,188)	-9.97%	(\$225,591)	-29.92%	(\$373,564)	-49.55%
Kodiak Island Borough	15,535	\$1,036,206	\$915,916	\$675,278	\$442,603	(\$120,290)	-11.61%	(\$360,928)	-34.83%	(\$593,603)	-57.29%
Kotlik	503	\$58,788	\$54,821	\$46,531	\$37,453	(\$3,967)	-6.75%	(\$12,257)	-20.85%	(\$21,335)	-36.29%
Kotzebue	3,075	\$426,609	\$380,080	\$287,008	\$196,769	(\$46,529)	-10.91%	(\$139,603)	-32.72%	(\$229,840)	-53.88%
Koyuk	277	\$47,771	\$45,419	\$40,343	\$34,463	(\$2,352)	-4.92%	(\$7,428)	-15.55%	(\$13,308)	-27.86%
Koyukuk	127	\$39,215	\$37,923	\$34,971	\$31,227	(\$1,292)	-3.29%	(\$4,244)	-10.82%	(\$7,988)	-20.37%
Kuparukof	24	\$25,361	\$24,874	\$23,623	\$21,794	(\$487)	-1.92%	(\$1,738)	-6.85%	(\$3,567)	-14.06%
Kwethluk	559	\$62,204	\$57,849	\$48,785	\$38,925	(\$4,355)	-7.00%	(\$13,419)	-21.57%	(\$23,279)	-37.42%
Lake & Pen. Borough	1,722	\$361,501	\$324,293	\$249,866	\$179,141	(\$37,208)	-10.29%	(\$111,635)	-30.88%	(\$182,360)	-50.45%
Larsen Bay	149	\$32,774	\$31,387	\$28,327	\$24,655	(\$1,387)	-4.23%	(\$4,447)	-13.57%	(\$8,119)	-24.77%

Comparison of FY 94 SRS/MA Entitlements With Cuts of 10%, 30%, and 50%

Community	FY94 Pop.	FY 94 SRS/MA Actual Total	FY 94 -10% SRS/MA	FY 94 - 30% SRS/MA	FY 94 - 50% SRS/MA	FY 94 - 10%		FY 94 - 30%		FY 94 - 50%	
						Δ FY 94	% Δ FY 94	Δ FY 94	% Δ FY 94	Δ FY 94	% Δ FY 94
Lower Kalskag	289	\$56,371	\$50,165	\$43,328	\$37,339	(\$6,206)	-11.01%	(\$13,043)	-23.14%	(\$19,032)	-33.76%
Manokotak	404	\$52,142	\$48,916	\$42,121	\$34,570	(\$3,226)	-6.19%	(\$10,021)	-19.22%	(\$17,572)	-33.70%
Marshall	318	\$49,048	\$46,422	\$40,814	\$34,425	(\$2,626)	-5.35%	(\$8,234)	-16.79%	(\$14,623)	-29.81%
Met-Su Borough	41,797	\$3,834,623	\$3,385,598	\$2,487,416	\$1,612,587	(\$449,025)	-11.71%	(\$1,347,207)	-35.13%	(\$2,222,036)	-57.95%
McGrath	531	\$74,040	\$65,912	\$53,604	\$44,301	(\$8,128)	-10.98%	(\$20,436)	-27.60%	(\$29,739)	-40.17%
Mekoryuk	206	\$42,769	\$40,930	\$36,894	\$32,089	(\$1,839)	-4.30%	(\$5,875)	-13.74%	(\$10,600)	-24.97%
Mountain Village	727	\$72,370	\$66,851	\$55,458	\$43,251	(\$5,519)	-7.63%	(\$16,912)	-23.37%	(\$29,119)	-40.24%
Napaklak	323	\$51,444	\$48,843	\$43,287	\$36,940	(\$2,601)	-5.06%	(\$8,157)	-15.86%	(\$14,504)	-28.19%
Nepeskiak	362	\$49,346	\$46,380	\$40,093	\$33,029	(\$2,966)	-6.01%	(\$9,253)	-18.75%	(\$16,317)	-33.07%
Nemana	504	\$107,228	\$96,555	\$75,209	\$54,700	(\$10,673)	-9.95%	(\$32,019)	-29.86%	(\$52,528)	-48.99%
New Stuyahok	396	\$51,070	\$47,862	\$41,102	\$33,591	(\$3,208)	-6.28%	(\$9,968)	-19.52%	(\$17,478)	-34.23%
Newhalen	161	\$38,953	\$37,430	\$34,041	\$29,916	(\$1,523)	-3.91%	(\$4,912)	-12.61%	(\$9,037)	-23.20%
Nighthute	178	\$40,488	\$38,815	\$35,109	\$30,642	(\$1,673)	-4.13%	(\$5,379)	-13.29%	(\$9,846)	-24.32%
Nikolai	107	\$38,411	\$37,251	\$34,561	\$31,082	(\$1,160)	-3.02%	(\$3,850)	-10.02%	(\$7,329)	-19.08%
Nome	4,559	\$736,129	\$656,655	\$497,678	\$344,213	(\$79,474)	-10.80%	(\$238,451)	-32.39%	(\$391,916)	-53.24%
Nondalton	212	\$52,099	\$46,487	\$38,550	\$33,933	(\$5,612)	-10.77%	(\$13,549)	-26.01%	(\$18,166)	-34.87%
Noorvik	520	\$88,442	\$87,482	\$65,560	\$44,497	(\$10,960)	-11.13%	(\$32,882)	-33.40%	(\$53,945)	-54.80%
North Pole	1,671	\$155,434	\$139,603	\$109,593	\$84,174	(\$15,831)	-10.19%	(\$45,841)	-29.49%	(\$71,260)	-45.85%
North Slope Borough	8,578	\$1,823,958	\$1,754,448	\$1,615,393	\$1,482,508	(\$69,510)	-3.81%	(\$208,565)	-11.43%	(\$341,450)	-18.72%
Northwest Arctic Boro	6,303	\$444,193	\$399,547	\$310,272	\$226,292	(\$44,646)	-10.05%	(\$133,921)	-30.15%	(\$217,901)	-49.06%
Nuiqsut	391	\$52,759	\$49,555	\$42,780	\$35,199	(\$3,204)	-6.07%	(\$9,979)	-18.91%	(\$17,560)	-33.28%
Nulato	364	\$53,467	\$50,538	\$44,313	\$37,269	(\$2,929)	-5.48%	(\$9,154)	-17.12%	(\$16,198)	-30.30%
Nunapitchuk	475	\$83,620	\$74,381	\$55,900	\$41,029	(\$9,239)	-11.05%	(\$27,720)	-33.15%	(\$42,591)	-50.93%
Old Harbor	298	\$41,262	\$38,838	\$33,702	\$27,941	(\$2,424)	-5.87%	(\$7,560)	-18.32%	(\$13,321)	-32.28%
Ouzinkie	216	\$36,863	\$35,016	\$31,034	\$26,433	(\$1,847)	-5.01%	(\$5,829)	-15.81%	(\$10,430)	-28.29%
Palmer	3,039	\$496,621	\$445,026	\$341,815	\$242,104	(\$51,595)	-10.39%	(\$154,806)	-31.17%	(\$254,517)	-51.25%
Pelican	265	\$42,041	\$39,849	\$35,176	\$29,881	(\$2,192)	-5.21%	(\$6,865)	-16.33%	(\$12,160)	-28.92%
Petersburg	3,680	\$565,521	\$503,923	\$380,694	\$261,613	(\$61,590)	-10.89%	(\$184,827)	-32.68%	(\$303,908)	-53.74%
Pilot Point	97	\$35,565	\$34,481	\$31,069	\$28,729	(\$1,084)	-3.05%	(\$3,596)	-10.11%	(\$6,836)	-19.22%
Pilot Station	470	\$56,447	\$52,725	\$44,927	\$36,339	(\$3,722)	-6.59%	(\$11,520)	-20.41%	(\$20,108)	-35.62%
Platinum	54	\$35,668	\$34,927	\$33,121	\$30,542	(\$731)	-2.05%	(\$2,547)	-7.14%	(\$5,126)	-14.37%
Point Hope	680	\$71,234	\$65,978	\$55,097	\$43,387	(\$5,256)	-7.38%	(\$16,137)	-22.65%	(\$27,847)	-39.09%
Port Alexander	119	\$30,601	\$29,439	\$26,839	\$23,653	(\$1,162)	-3.80%	(\$3,762)	-12.29%	(\$6,948)	-22.71%
Port Heiden	126	\$47,306	\$42,341	\$35,873	\$32,498	(\$4,965)	-10.50%	(\$11,433)	-24.17%	(\$14,808)	-31.30%
Port Lions	238	\$38,062	\$36,062	\$31,773	\$26,863	(\$2,000)	-5.25%	(\$6,288)	-16.52%	(\$11,199)	-29.42%
Quinhagak	501	\$58,585	\$54,650	\$46,422	\$37,403	(\$3,935)	-6.72%	(\$12,163)	-20.76%	(\$21,182)	-36.16%
Ruby	207	\$44,864	\$43,022	\$38,966	\$34,110	(\$1,842)	-4.11%	(\$5,898)	-13.15%	(\$10,754)	-23.97%
Russian Mission	266	\$45,549	\$43,274	\$38,369	\$32,692	(\$2,275)	-4.99%	(\$7,180)	-15.76%	(\$12,857)	-28.23%
Sand Point	1,073	\$123,794	\$109,295	\$80,293	\$52,064	(\$14,490)	-11.71%	(\$43,501)	-35.14%	(\$71,730)	-57.94%
Savoonga	545	\$63,775	\$59,516	\$50,630	\$40,917	(\$4,259)	-6.68%	(\$13,145)	-20.61%	(\$22,858)	-35.84%
Saxman	379	\$44,383	\$41,401	\$35,170	\$28,352	(\$2,982)	-6.72%	(\$9,213)	-20.76%	(\$16,031)	-36.12%
Scammon Bay	360	\$50,997	\$48,058	\$41,824	\$34,808	(\$2,939)	-5.76%	(\$9,173)	-17.99%	(\$16,189)	-31.75%

Comparison of FY 94 SRS/MA Entitlements With Cuts of 10%, 30%, and 50%

Community	FY94 Pop.	FY 94 SRS/MA Actual Total	FY 94 - 10% SRS/MA	FY 94 - 30% SRS/MA	FY 94 - 50% SRS/MA	FY 94 - 10%		FY 94 - 30%		FY 94 - 50%	
						Δ FY 94	% Δ FY 94	Δ FY 94	% Δ FY 94	Δ FY 94	% Δ FY 94
Selawik	597	\$111,708	\$98,193	\$74,163	\$50,114	(\$12,515)	-11.20%	(\$37,545)	-33.61%	(\$61,594)	-55.14%
Seldovia	302	\$47,300	\$44,982	\$38,881	\$34,145	(\$2,408)	-5.08%	(\$7,509)	-15.85%	(\$13,245)	-27.95%
Seward	2,806	\$576,271	\$515,814	\$394,871	\$278,758	(\$60,457)	-10.48%	(\$181,400)	-31.48%	(\$297,513)	-51.63%
Shageluk	144	\$40,036	\$38,587	\$35,321	\$31,268	(\$1,449)	-3.62%	(\$4,715)	-11.78%	(\$8,768)	-21.90%
Shaktolik	212	\$44,166	\$42,270	\$38,110	\$33,152	(\$1,896)	-4.28%	(\$6,056)	-13.71%	(\$11,014)	-24.94%
Sheldon Point	103	\$36,677	\$35,536	\$32,896	\$29,500	(\$1,141)	-3.11%	(\$3,781)	-10.31%	(\$7,177)	-19.57%
Shishmaref	466	\$58,080	\$54,371	\$46,584	\$37,980	(\$3,709)	-6.39%	(\$11,496)	-19.79%	(\$20,100)	-34.61%
Shungnak	224	\$60,014	\$53,343	\$39,999	\$34,773	(\$6,671)	-11.12%	(\$20,015)	-33.35%	(\$25,241)	-42.06%
Sitka, City and Borough	8,815	\$1,094,493	\$977,447	\$743,305	\$515,280	(\$117,046)	-10.69%	(\$351,188)	-32.09%	(\$579,213)	-52.92%
Skagway	735	\$101,029	\$91,396	\$72,124	\$57,341	(\$9,633)	-9.53%	(\$28,905)	-28.61%	(\$43,688)	-43.24%
Soldotna	3,652	\$489,288	\$442,375	\$348,529	\$257,017	(\$46,913)	-9.59%	(\$140,759)	-28.77%	(\$232,271)	-47.47%
St. George	287	\$88,088	\$78,179	\$58,355	\$39,490	(\$9,909)	-11.25%	(\$29,733)	-33.75%	(\$48,598)	-55.17%
St. Mary's	477	\$81,162	\$69,953	\$47,520	\$26,025	(\$11,209)	-13.81%	(\$33,642)	-41.45%	(\$55,137)	-67.93%
St. Michael	324	\$53,419	\$50,734	\$44,997	\$38,453	(\$2,685)	-5.03%	(\$8,422)	-15.77%	(\$14,966)	-28.02%
St. Paul	771	\$146,814	\$128,884	\$96,315	\$64,000	(\$16,830)	-11.46%	(\$50,499)	-34.40%	(\$82,814)	-56.41%
Stebbins	442	\$57,037	\$53,546	\$46,194	\$38,020	(\$3,491)	-6.12%	(\$10,843)	-19.01%	(\$19,017)	-33.34%
Tanana	407	\$76,499	\$68,204	\$51,612	\$41,705	(\$8,295)	-10.84%	(\$24,887)	-32.53%	(\$34,794)	-45.48%
Teller	254	\$46,338	\$44,139	\$39,374	\$33,808	(\$2,199)	-4.75%	(\$6,964)	-15.03%	(\$12,530)	-27.04%
Tenakee Springs	106	\$31,025	\$29,956	\$27,540	\$24,540	(\$1,069)	-3.45%	(\$3,485)	-11.23%	(\$6,485)	-20.90%
Thorne Bay	637	\$66,289	\$58,499	\$44,967	\$34,624	(\$7,790)	-11.75%	(\$21,322)	-32.17%	(\$31,665)	-47.77%
Togiak	738	\$72,806	\$67,236	\$55,752	\$43,478	(\$5,570)	-7.65%	(\$17,054)	-23.42%	(\$29,328)	-40.28%
Toksook Bay	449	\$55,783	\$52,200	\$44,677	\$36,370	(\$3,583)	-6.42%	(\$11,106)	-19.91%	(\$19,413)	-34.80%
Unalakleet	732	\$75,829	\$70,272	\$58,790	\$46,464	(\$5,557)	-7.33%	(\$17,039)	-22.47%	(\$29,365)	-38.73%
Unalaska	3,825	\$569,414	\$502,405	\$368,344	\$238,981	(\$67,009)	-11.77%	(\$201,070)	-35.31%	(\$330,433)	-58.03%
Upper Kalskag	173	\$42,965	\$41,328	\$37,684	\$33,249	(\$1,637)	-3.81%	(\$5,281)	-12.29%	(\$9,716)	-22.61%
Valdez	4,360	\$889,461	\$827,470	\$703,473	\$582,999	(\$61,991)	-6.97%	(\$185,988)	-20.91%	(\$306,462)	-34.45%
Wainwright	536	\$60,676	\$56,443	\$47,608	\$37,955	(\$4,233)	-6.98%	(\$13,068)	-21.54%	(\$22,721)	-37.45%
Wales	147	\$40,334	\$38,882	\$35,607	\$31,543	(\$1,452)	-3.60%	(\$4,727)	-11.72%	(\$8,791)	-21.80%
Wasilla	4,124	\$367,248	\$327,740	\$248,719	\$170,645	(\$39,508)	-10.76%	(\$118,529)	-32.27%	(\$196,603)	-53.53%
White Mountain	182	\$42,452	\$40,766	\$37,024	\$32,488	(\$1,686)	-3.97%	(\$5,428)	-12.79%	(\$9,964)	-23.47%
Whittier	279	\$44,254	\$38,887	\$33,287	\$27,738	(\$5,367)	-12.13%	(\$10,967)	-24.78%	(\$16,516)	-37.32%
Wrangell	2,539	\$441,870	\$394,834	\$301,038	\$210,552	(\$46,936)	-10.62%	(\$140,832)	-31.87%	(\$231,318)	-52.35%
Yakutat	729	\$86,173	\$77,304	\$61,112	\$49,239	(\$8,869)	-10.29%	(\$25,061)	-29.08%	(\$36,934)	-42.86%
Appropriation Level		\$72,721,800	\$65,449,620	\$50,905,260	\$36,721,800	(\$7,272,180)	-10.00%	(\$21,816,540)	-30.00%	(\$36,000,000)	-49.50%
Unln. Comm. Payment		\$9,701	\$8,731	\$6,790	\$4,970						
Misc. Pror. Factor		38.8%	34.8%	27.2%	19.8%						

Municipal Assistance/Revenue Sharing Programs

	FY94 Avail	Gov FY95 Red	40% Reduction	30% Reduction	25% Reduction	20% Reduction	15% Reduction	10% Reduction
Municipal Assistance	39,912.1	-20,000.0	-15,964.8	-11,973.6	-9,978.0	-7,982.4	-5,986.8	-3,991.2
Revenue Sharing	32,809.7	-16,000.0	-13,123.8	-9,842.9	-8,202.4	-6,561.9	-4,921.5	-3,281.0
Amount Restoration Mun Assistance		0.0	4,035.2	8,026.4	10,022.0	12,017.6	14,013.2	16,008.8
Amount Restoration Rev Sharing		0.0	2,876.2	6,157.1	7,797.6	9,438.1	11,078.5	12,719.0

COMMUNITY  
AND  
REGIONAL  
AFFAIRS

Transaction Summary for Gov Amd to House

Department of Community & Regional Affairs  
Administration and Support

		Type	Total	GF Total	G/F Match	Gen Fund	GF/Prgm	GF/MHTIA	Federal	Other	PFT	PPT	Tr
1	Office of the Commissioner	Type GHSC											
	Reduce GF xfer from Energy Ops	Dec H	-33.0	-33.0		-33.0							
	Xfer in GF from Comm Dev Asst	TrIn H	33.0	33.0		33.0							
	Restore some GF for Legal Svs.	Inc H	350.0	350.0		350.0							
	*** Component Total ***		350.0	350.0	0.0	350.0	0.0	0.0	0.0	0.0	0	0	
2	Administrative Services	Type GHSC											
	Delete one PFT Accountant	Dec H	-52.2	-52.2		-52.2							
	*** Component Total ***		-52.2	-52.2	0.0	-52.2	0.0	0.0	0.0	0.0	0	0	
3	Data and Word Processing	Type GHSC											
	Cut GF and one PFT Programmer	Dec H	-60.0	-60.0		-60.0							
	*** Component Total ***		-60.0	-60.0	0.0	-60.0	0.0	0.0	0.0	0.0	0	0	
4	Designated Grants	Type GHSC											
	Add GF-BBA Health Corp. grant	Inc H	39.3	39.3		39.3							
	Add GF for Denakkanaaga grant	Inc H	25.2	25.2		25.2							
	Restore GF-NSB Bowhead Census	Inc H	84.0	84.0		84.0							
	Restore GF - Maniilaq Assn	Inc H	73.1	73.1		73.1							
	Add GF-Ak Special Olympics	Inc H	56.0	56.0		26.5		29.5					
	Add GF-Rural Airport Asst Prgm	Inc H	18.9	18.9		18.9							
	Add GF-Assn Stranded Rural Aks	Inc H	52.7	52.7		52.7							
	*** Component Total ***		349.2	349.2	0.0	319.7	0.0	29.5	0.0	0.0	0	0	
	*** BRU Total ***		587.0	587.0	0.0	557.5	0.0	29.5	0.0	0.0	0	0	
	Local Government Assistance												
13	State Assessor	Type GHSC											
	Cut Sr Cit/Renters' Prgm PFT	Dec H	-46.0	-46.0		-46.0					-1		
	*** Component Total ***		-46.0	-46.0	0.0	-46.0	0.0	0.0	0.0	0.0	-1	0	
15	Statewide Assistance	Type GHSC											
	Incr. pers svs vacancy to 3.5%	Dec H	-11.5	-11.5		-11.5							
	*** Component Total ***		-11.5	-11.5	0.0	-11.5	0.0	0.0	0.0	0.0	0	0	
	*** BRU Total ***		-57.5	-57.5	0.0	-57.5	0.0	0.0	0.0	0.0	-1	0	
	Child Assistance												
20	Day Care Assistance Programs	Type GHSC											
	Cut day care subsidy pymts 7%	Dec H	-886.0	-886.0		-886.0							

Transaction Summary for Gov Amd to House

Department of Community & Regional Affairs  
Child Assistance

20	Day Care Assistance Programs	Type GHSC	Total	GF Total	G/F Match	Gen Fund	GF/Prgm	GF/MHTIA	Federal	Other	PFT	PPT	Tr
	Cut DCAP GF-holiday closures	Dec H	-300.0	-300.0		-300.0							
	Parents pay registration fee	Dec H	-100.0	-100.0		-100.0							
	*** Component Total ***		-1,286.0	-1,286.0	0.0	-1,286.0	0.0	0.0	0.0	0.0	0	0	
	*** BRU Total ***		-1,286.0	-1,286.0	0.0	-1,286.0	0.0	0.0	0.0	0.0	0	0	
	Employment Training/Rural Dev.												
24	Statewide Service Delivery	Type GHSC	Total	GF Total	G/F Match	Gen Fund	GF/Prgm	GF/MHTIA	Federal	Other	PFT	PPT	Tr
	Xfer PPT Nome CDS to Kotzebue	MisAdj H											
	*** Component Total ***		0.0	0.0	0.0	0.0	0.0	0.0	0.0	0.0	0	0	
26	Community Development Assist.	Type GHSC	Total	GF Total	G/F Match	Gen Fund	GF/Prgm	GF/MHTIA	Federal	Other	PFT	PPT	Tr
	Xfer GF to Comm. Office	TrOut H	-33.0	-33.0		-33.0							
	Cut GF-Bering Sea Fisher Assn	Dec H	-78.8	-78.8		-78.8							
	*** Component Total ***		-111.8	-111.8	0.0	-111.8	0.0	0.0	0.0	0.0	0	0	
27	Rural Development Grants	Type GHSC	Total	GF Total	G/F Match	Gen Fund	GF/Prgm	GF/MHTIA	Federal	Other	PFT	PPT	Tr
	Deny GF xfer from grants line	Dec H	-40.0	-40.0		-40.0					-1		
	Reduce GF for grants by 5%	Dec H	-73.2	-73.2		-73.2							
	*** Component Total ***		-113.2	-113.2	0.0	-113.2	0.0	0.0	0.0	0.0	-1	0	
	*** BRU Total ***		-225.0	-225.0	0.0	-225.0	0.0	0.0	0.0	0.0	-1	0	
	Rural Energy Program--Ener Ops												
28	Energy Operations	Type GHSC	Total	GF Total	G/F Match	Gen Fund	GF/Prgm	GF/MHTIA	Federal	Other	PFT	PPT	Tr
	Xfer Sr Dev Spec-Jnu to Anch	MisAdj H											
	2 posns from GF to PPF, BFRLF	FndChg H		-110.3		-110.3				110.3			
	Fund Sr Economist from PPF	FndChg H		-102.9		-102.9				102.9			
	Delete 2 PFT Dev. Spec. posns	Dec H	-136.1	-136.1		-136.1					-2		
	Add bulk fuel/diesel engineers	Inc H	136.1	136.1		136.1					2		
	*** Component Total ***		0.0	-213.2	0.0	-213.2	0.0	0.0	0.0	213.2	0	0	
	*** BRU Total ***		0.0	-213.2	0.0	-213.2	0.0	0.0	0.0	213.2	0	0	
	*** Agency Total ***		-981.5	-1,194.7	0.0	-1,224.2	0.0	29.5	0.0	213.2	-2	0	

COMPONENT SUMMARY - OPERATING BUDGET

\*\*\*\*\* Department of Community & Regional Affairs \*\*\*\*\*

Page	Budget Component	FY93 Act	FY94 CC	FY94Auth	Gov Amd	House	Gov Amd - House Comparison	
	Administration and Support							
1	Office of the Commissioner	885.8	822.0	822.0	465.0	815.0	350.0	75.3%
2	Administrative Services	1,457.6	1,419.1	1,522.4	2,036.4	1,984.2	-52.2	-2.6%
3	Data and Word Processing	334.8	305.1	305.1	531.2	471.2	-60.0	-11.3%
4	Designated Grants	1,275.3	933.2	933.2		349.2	349.2	100.0%
	* BRU Total	3,953.5	3,479.4	3,582.7	3,032.6	3,619.6	587.0	19.4%
	Senior Citizens/Disabled Veterans Tax Relief							
5	Homeowners Property Tax Exempt	5,677.6	1,551.8	1,551.8				
6	Renters' Equivalency Rebate	1,638.4	448.2	448.2				
	* BRU Total	7,316.0	2,000.0	2,000.0				
	Community Assistance Grants							
7	National Forest Receipts	3,078.8	10,000.0	10,000.0				
8	Organizational Grants	425.0						
	* BRU Total	3,503.8	10,000.0	10,000.0				
	Municipal Revenue Sharing							
9	State Revenue Sharing	35,304.8	32,809.7	32,809.7	16,809.7	16,809.7		
10	Municipal Assistance	42,916.2	39,912.1	39,912.1	19,912.1	19,912.1		
	* BRU Total	78,221.0	72,721.8	72,721.8	36,721.8	36,721.8		
	National Forest Receipts							
11	National Forest Receipts				10,000.0	10,000.0		
	* BRU Total				10,000.0	10,000.0		
	Local Government Assistance							
12	Training and Development	2,294.9	2,660.2	2,660.2	2,459.5	2,459.5		
13	State Assessor	182.2	205.2	205.2	200.0	154.0	-46.0	-23.0%
14	Local Boundary Commission	250.5	257.0	257.0	258.3	258.3		
15	Statewide Assistance	1,501.1	3,462.9	3,462.9	2,965.1	2,953.6	-11.5	-.4%
16	National Petroleum Reserve	447.1	600.0	600.0	600.0	600.0		
17	Land Mgmt. & Planning Assist.	369.0	368.5	368.5	369.8	369.8		
18	Municipal Lands Trustee	154.3	158.2	158.2	159.1	159.1		
	* BRU Total	5,199.1	7,712.0	7,712.0	7,011.8	6,954.3	-57.5	-.8%

COMPONENT SUMMARY - OPERATING BUDGET

\*\*\*\*\* Department of Community & Regional Affairs \*\*\*\*\*

Page	Budget Component	FY93 Act	FY94 CC	FY94Auth	Gov Amd	House	Gov Amd - House Comparison	
	Child Assistance							
19	Child Care	3,793.1	3,836.4	3,836.4	3,940.7	3,940.7		
20	Day Care Assistance Programs	15,556.0	14,464.9	14,464.9	14,964.9	13,678.9	-1,286.0	-8.6%
21	Head Start Grants	5,775.0	5,819.5	5,819.5	5,870.9	5,870.8		
	* BRU Total	25,124.1	24,120.8	24,120.8	24,776.4	23,490.4	-1,286.0	-5.2%
	Employment Training/Rural Development							
22	Job Training Partnership Act	8,398.4	8,946.0	8,946.0	8,779.0	8,779.0		
23	State Employment and Training	1,522.6	2,072.2	2,072.2	1,715.5	1,715.5		
24	Statewide Service Delivery	5,465.5	5,926.4	5,926.4	6,243.5	6,243.6		
25	Block Grants CIP	173.5	270.5	270.5	271.8	271.8		
26	Community Development Assist.	1,459.3	1,542.1	1,557.1	1,679.8	1,568.0	-111.8	-6.7%
27	Rural Development Grants	1,751.0	1,595.2	1,595.2	1,596.1	1,482.9	-113.2	-7.1%
	* BRU Total	18,770.3	20,352.4	20,367.4	20,285.8	20,060.8	-225.0	-1.1%
	Rural Energy Program--Energy Operations							
28	Energy Operations			4,026.6	3,686.4	3,686.4		
29	Power Cost Equalization				18,635.0	18,635.0		
	* BRU Total			4,026.6	22,321.4	22,321.4		
	*** Total Agency expenditures	142,087.8	140,386.4	144,531.3	124,149.8	123,168.3	-981.5	-.8%
	*** Total Agency Funding							
	Fed. Receipt	17,429.5	25,312.2	25,438.8	26,238.9	26,238.9		
	General Fund	116,861.5	105,545.0	109,563.3	70,856.7	69,662.0	-1,194.7	-1.7%
	Other Funds	7,796.8	9,529.2	9,529.2	27,054.2	27,267.4	213.2	.8%

# Formula / General Funds Only!

## COMPONENT SUMMARY - OPERATING BUDGET

\* \* \* \* \* Department of Community & Regional Affairs \* \* \* \* \*

<u>Page</u>	<u>Budget Component</u>	<u>FY93 Act</u>	<u>FY94 CC</u>	<u>FY94Autl</u>	<u>Gov Amd</u>	<u>House</u>	<u>Gov Amd - House Comparison</u>
	Senior Citizens/Disabled Veterans Tax Relief						
5	Homeowners Property Tax Exempt	5,677.6	1,551.8	1,551.8			
6	Renters' Equivalency Rebate	1,638.4	448.2	448.2			
	^ BRU Total	7,316.0	2,000.0	2,000.0			
	Formula / GF Only!						
	Community Assistance Grants						
8	Organizational Grants	425.0					
	^ BRU Total	425.0					
	Formula / GF Only!						
	Municipal Revenue Sharing						
9	State Revenue Sharing	35,304.8	32,809.7	32,809.7	16,809.7	16,809.7	
10	Municipal Assistance	42,916.2	39,912.1	39,912.1	19,912.1	19,912.1	
	^ BRU Total	78,221.0	72,721.8	72,721.8	36,721.8	36,721.8	
	Formula / GF Only!						
	Rural Energy Program--Energy Operations						
29	Power Cost Equalization						
	^ BRU Total						
	Formula / GF Only!						
	*** Total Agency Expenditures	85,962.0	74,721.8	74,721.8	36,721.8	36,721.8	
	Formula / GF Only!						
	*** Total Agency Funding						
	Formula / GF Only!						
	General Fund	85,962.0	74,721.8	74,721.8	36,721.8	36,721.8	

AGENCY TOTALS - OPERATING BUDGET

\* \* \* \* \* Department of Community & Regional Affairs \* \* \* \* \*

	<u>FY93 Act</u>	<u>FY94 CC</u>	<u>FY94Auth</u>	<u>Gov Amd</u>	<u>House</u>	<u>Gov Amd - House Comparison</u>	
Total for Agency	142,087.8	140,386.4	144,531.3	124,149.8	123,168.3	-981.5	-.8%
Objects of Expenditure:							
Personal Services	8,223.6	8,740.3	8,773.1	11,180.6	10,943.9	-236.7	-2.1%
Travel	732.8	927.0	929.0	1,316.6	1,316.6		
Contractual	1,223.2	1,755.8	1,748.8	2,886.1	2,885.5	-.6	-.0%
Commodities	95.9	135.8	136.3	255.1	253.9	-1.2	-.5%
Equipment	199.6	69.8	69.8	126.5	122.3	-4.2	-3.3%
Lands/Buildings	0.0	0.0	0.0	0.0	0.0		
Grants, Claims	131,612.7	128,832.7	128,847.7	108,384.9	107,646.1	-738.8	-.7%
Miscellaneous	0.0	-75.0	4,026.6	0.0	0.0		
Funding Sources:							
1002 Fed Rcpts	16,982.4	24,712.2	24,838.8	25,638.9	25,638.9		
1003 G/F Match	1,722.7	1,700.8	1,700.8	1,708.1	1,708.1		
1004 Gen Fund	115,077.5	103,741.5	107,759.8	68,943.9	67,719.7	-1224.2	-1.8%
1005 GF/Prgm	31.8	62.0	62.0	204.7	204.7		
1006 GF/MHTIA	29.5	40.7	40.7	0.0	29.5	29.5	100.0%
1007 I/A Rcpts	6,891.8	8,811.9	8,811.9	7,675.3	7,675.3		
1051 Rural Dev	0.0	70.0	70.0	95.4	95.4		
1054 Empl Trng	358.9	0.0	0.0	0.0	0.0		
1055 IA/OIL IIAZ	4.3	13.5	13.5	13.5	13.5		
1056 Elect Svc	0.0	0.0	0.0	0.0	0.0		
1061 CIP Rcpts	541.8	618.8	618.8	620.0	620.0		
1062 Power Proj	0.0	0.0	0.0	0.0	164.5	164.5	100.0%
1063 NPR Fund	447.1	600.0	600.0	600.0	600.0		
1065 Rural Elec	0.0	0.0	0.0	0.0	0.0		
1073 Pwr Dv RLF	0.0	0.0	0.0	0.0	0.0		
1074 Bulk Fuel	0.0	0.0	0.0	0.0	48.7	48.7	100.0%
1077 Gifts/Grnt	0.0	15.0	15.0	15.0	15.0		
1089 Power Cost	0.0	0.0	0.0	18,635.0	18,635.0		

AGENCY TOTALS - OPERATING BUDGET

\*\*\*\*\* Department of Community & Regional Affairs \*\*\*\*\*

	<u>FY93 Act</u>	<u>FY94 CC</u>	<u>FY94Auth</u>	<u>Gov Amd</u>	<u>House</u>	<u>Gov Amd - House Comparison</u>	
Positions:							
Perm Full Time	141.0	148.0	150.0	190.0	188.0	-2.0	-1.1%
Perm Part Time	5.0	4.0	4.0	5.0	5.0		
Non-Perm	0.0	0.0	0.0	1.0	1.0		

Department of Commerce and Economic Development  
Occupational Licensing  
Licensing Boards

Number 1 House Intent

It is the intent of the legislature that the Board of Marine Pilots adhere to the recommendations of the legislative audit report issued on November 4, 1993.

Executive Administration and Development  
Economic Development

Number 1 House Intent

It is the intent of the legislature, upon completion of research in the Making the Case program, the Division examine charging businesses for promotional material to fund additional marketing efforts in the Making the Case program.

International Trade

Number 1 House Intent

It is the intent of the legislature that the Tokyo International Trade office discontinue its existing office lease and find less costly office space with other states.

**CORRECTIONS**  
**AMENDMENTS**

*adopted*  
*4/7/94 pm*

Amendment to FY 95 Operating Budget

Department of Corrections (1)

BRU:  
Statewide Operations

Component:  
Point MacKenzie Rehabilitation Program

Insert:  
Full year funding of 1,519.3 is contingent upon the site not being conveyed by the state to reconstitute the Mental Health Trust. If the site is not retained by the state, operating funds remaining in the Point MacKenzie component at the end of December 1994, will be transferred to the Inmate Programs component to purchase alcohol treatment services.

*Withdrawn*

*3/15/95*

## POINT MACKENZIE

This amendment would make full year funding, \$1,519.3 contingent upon the site not being conveyed by the state to reconstitute the Mental Health Trust.

The Point MacKenzie site is part of the original Mental Health Lands Trust, the status of which is unresolved at this point. Legislation is pending in which Point MacKenzie is to be retained by the state and not conveyed to reconstitute the trust. State ownership is in the best interest of the Department of Corrections, as the plaintiffs in Weiss have already asserted claim and initiated legal actions to acquire the title to the properties as well as rent and lease from the Department:

- 1) \$1,130 per month for the 40 acre site where buildings are located
- 2) additional, yet to be determined amount for rent or lease for buildings.
- 3) \$58,000 per year for the entire 600-620 acre site.

Due to many problems there were only about 20 inmates at Point MacKenzie during most of FY 94. Today there are 47. The Department quotes \$113 per day as the cost for a hard bed and \$57 per day for a soft bed. Point MacKenzie should cost somewhere in between to be cost effective.

- At 20 inmates: \$200. Point MacKenzie per day
- At 40 inmates \$104 Point MacKenzie per day
- At 60 inmates \$73 Point MacKenzie per day
- At 100 inmates \$43 Point MacKenzie per day

Should the state not retain ownership, it would seem prudent for the Point MacKenzie project to cease immediately, as the rent and lease payments plus the operating budget and the capital costs would make the site too expensive to operate as a correctional site.

Any remaining funds would be transferred into alcohol program services.

HELD

(11)

BUDGET AMENDMENT

OFFERED BY:

~~XXXXXXXXXX~~ & NAVARRA

Department of Corrections

This amendment adds total of \$3,775.8 GF. for additional beds and responds to the recommendations of the Criminal Justice Working Group. The House reduction target for this Department is still met after the restoration of this funding.

Component: Inmate Programs  
Amount: \$175.0 GF.  
For: Adds 13 substance abuse beds to provide intensive substance abuse treatment in outlying areas of the state.

Component: Spring Creek Correctional Center  
Amount: \$325.7 GF and 2 full time positions  
For: Fully funds Spring Creek expansion of 50 beds (subcommittee funded at \$101.0)

Component: Wildwood Correctional Center  
Amount: \$883.0 GF.  
For: Upsize Wildwood to original staffing and inmate capacity by funding 59 medium custody beds.

Component: Community Corrections Director's Office  
Amount: \$446.3 GF.  
For: CRC beds statewide - fully funds 136 beds for 12 months bringing the total of CRC beds to 409.

Component: Community Corrections Director's Office  
Amount: \$50.0 GF.  
For: Increase level of supervision for higher risk furlougees.

Component: Community Corrections Director's Office  
Amount: \$1,817.5 GF  
For: Adds 139 beds statewide for DWI misdemeanor centers to provide low cost detention for misdeameaner offenders while freeing up hard beds for felons and more serious offenders.

Component: Community Corrections Director's Office  
Amount: \$78.3 GF.  
For: Augmented CRC treatment program in 58 existing  
beds.