

ALASKA LEGISLATURE

1043

HOUSE and SENATE FINANCE COMMITTEE FILES, 1993-1994

107

1993 SALES

AHFC (29)
 PO Box 101020
 Anchorage, AK 99510
 561-1900

AK Pacific Venture - Plaza 36 (26)
 405 W 27th Ave
 Anchorage, AK 99503
 563-3993

Alta Vista Traller Court (3)
 1100 W 32nd Ave
 Anchorage, AK 99503
 277-3037

Baxter Road Traller Court (0)
 4235 McLean Place #1B
 Anchorage, AK 99504
 337-2622

Beachcrest Mobile Home Court (16)
 11385 N T Highway
 Kelchikan, AK 99901

Churchill Park -Wright Service (10)
 3264 Pioneer Ave
 Juneau, AK 99801

Creekside Estates (0)
 951 E Creekside Dr. #9
 Wasilla, AK 99654
 373-3030

Diamond Estates (50)
 1200 W Diamond Blvd
 Anchorage, AK 99515
 344-6611

Forest Park Traller Park (6)
 4223 Westwood Drive
 Anchorage, AK 99517
 243-4969

Glencaren & Nanook Courts (49)
 2221 Muldoon Road
 Anchorage, AK 99504
 337-9464

Green Acres (1)
 8020 Chipper Tree Circle
 Anchorage, AK 99507
 344-2303

Hawkins Enterprises (47)
 PO Box 140330
 Anchorage, AK 99514
 333-5925

Kathy 'O Estates (7)
 909 Chugach Way #12
 Anchorage, AK 99503
 562-2148

C/O B. Packa Knowlton's Inlet View MHP (0)
 PO Box 770394
 Eagle River, AK 99577
 696-2446

Malaspina Park/Glacier Terrace (46)
 4100 DoBarr
 Anchorage, AK 99504
 333-2012

Manoog's Isle MHP (31)
 PO Box 1563
 Anchorage, AK 99510
 563-3382

Mayflower Circle Park (28)
 6208 Stadem Drive
 Anchorage, AK 99504
 333-6025

McRae Court (0)
 2702 McRae Road #1
 Anchorage, AK 99517
 243-1975

Miller's MHP (2)
 PO Box 91464
 Anchorage, AK 99509
 562-7150

Penguin Traller Court (11)
 1918 Wellington Place
 Wenatchee, WA 98801
 561-5516 (509) 643-2851

Penland MHP *See Penland Sales*
 3620 Penland Pkwy
 Anchorage, AK 99508
 274-2222

Penland Sales, Inc. (147)
 3820 Penland Pkwy
 Anchorage, AK 99508
 277-7275

Range View MHP (5)
 905 Muldoon Road #A54
 Anchorage, AK 99504
 333-5887

Riviera Terrace MHP (19)
 3307 Boniface Pkwy Sp 9B
 Anchorage, AK 99504
 333-5380

Scenic View Mobile Home Ct (3)
 6747 Double Tree Ct
 Anchorage, AK 99516
 522-3754

Southwood Manor MHP (92)
 9499 Brayton Dr #68
 Anchorage, AK 99507
 344-0111

Thomas Properties (0)
 PO Box 90906
 Anchorage, AK 99509
 561-7578

Thunder Mountain MHP (36)
 8479 Thunder Mtn Road
 Juneau, AK 99801
 789-7555

Top Hand Traller Court (1)
 2409 McRae
 Anchorage, AK 99503
 243-2611

Twln Birch Traller Court (7)
 2920 Tudor Road
 Anchorage, AK 99507
 563-3006

5 additional Parks in Juneau - (114)

DIVISION OF LEGAL SERVICES
LEGISLATIVE AFFAIRS AGENCY
STATE OF ALASKA

(907) 465-3867 or 465-2450
FAX (907) 465-2029
Mail Stop 3101

130 Seward Street, Suite 409
Juneau, Alaska 99801-2105

MEMORANDUM

March 8, 1994

Received

MAR 10 1994

SUBJECT: Mobile home titles - (HB 358)

TO: Representative Brian Porter

FROM: Michael F. Ford *MF*
Legislative Counsel

You have asked a series of questions regarding titles for mobile homes. Generally the legislature is free to create any system it chooses for providing title to a mobile home purchaser. In the past, the Department of Public Safety issued titles to mobile home owners, in the same manner as the system for issuing title to a motor vehicle owner. Under HB 358, the Department of Public Safety would again be issuing titles to mobile home owners. The following are your questions, with our response:

1. Is a title issued through DMV the best way to do this?

This answer depends on the purpose for issuing the title. If the purpose for issuing title is to indicate ownership in the same manner as a motor vehicle title, then the DMV system would seem to have some advantages. The department already issues titles for motor vehicles and has issued mobile home titles in the past. It would seem a relatively minor change to require DMV to add mobile homes to the process. The fiscal impact could be negated by simply charging an appropriate amount for issuing the title.

2. What other means are currently available to establish reasonable assurance of ownership?

Ownership of a mobile home can be established by possession, by a bill of sale, or by any written or oral evidence that the person is the rightful owner.

3. Is there a better way to establish proof of ownership or a public record of ownership?

I don't know that another system would be better, but the legislature could create a different system than that contemplated by HB 358. The system could be similar to

- QUESTIONS ADDRESSED BY -
LEGISLATIVE LEGAL

Representative Brian Porter
March 8, 1994
Page 2

the title system used to reflect ownership of a motor vehicle, but could be administered by another department, such as Commerce and Economic Development. There will be administrative costs to any system. The only existing system I know of is the one in DMV.

4. Is a U.C.C. filing an appropriate vehicle for mobile homes?

I don't believe that the U.C.C. is the appropriate place for handling mobile home titling. The U.C.C. filing system is a generic system primarily designed for establishing security interests in personal property, not for recording titles. It would be inconsistent with the uniform purpose of the U.C.C to set up some type of special mobile home ownership system within the U.C.C. itself. However, the physical recording system could also be used for recording titles under a separate statute.

5. Would a filing of a bill of sale, warranty deed, or quitclaim deed be an appropriate vehicle?

If the goal is to assure ownership, either a title from a state agency, or a bill of sale would likely be sufficient. A deed would not seem appropriate in that deeds usually are only provided for real property. While a mobile home may be covered in a deed as an improvement to real property, a deed would not normally be used when only the ownership of the mobile home is in question.

6. What would have to be done to get title insurance companies to issue policies on mobile homes?

I am not aware that title insurance is unavailable for mobile home owners. There is nothing in existing law that prohibits a title insurer from issuing title insurance on a mobile home. Under AS 21.66.480 "title insurance" is defined as insurance for the owner of real or personal property against liens, defects, or unmarketable titles. Therefore under existing law a title insurer could issue title insurance for a mobile home. Before issuing title insurance, a title insurer must first make a determination that the title is insurable in accordance with established underwriting practices (See AS 21.66.170). If title insurance is not available due to a lack of evidence of a title for a mobile home, perhaps a state system for issuing titles would alleviate this problem. I would suggest you also contact the division of insurance on this matter. They may have further information on title insurance underwriting requirements.

If you have further questions on these matters please contact me.

MFF:gc
94-179.glc

DIVISION OF LEGAL SERVICES
LEGISLATIVE AFFAIRS AGENCY
STATE OF ALASKA

MAR 17 1994

(907) 465-3867 or 465-2450
FAX (907) 465-2029
Mail Stop 3101

130 Seward Street, Suite 409
Juneau, Alaska 99801-2105

MEMORANDUM

March 17, 1994

SUBJECT: Registration of mobile homes - (HB 358)

TO: Representative Al Vezey

FROM: Michael F. Ford *M. F.*
Legislative Counsel

You have asked several questions relating to registration and titling procedures of the Department of Public Safety. Each question will be addressed in turn.

1. Given that the department registers house trailers and not mobile homes, what is the difference between the two.

While neither term is defined, I believe that house trailer is intended to cover a vehicle that is designed to be towed behind a another vehicle on a frequent basis, while a mobile home is a vehicle that may be moved or towed on a highway, but is not designed to be moved or towed frequently.

2. What means can be established to provide clear title to a mobile home owner.

Probably the best system is some form of title issued by the state, similar to car titles. The Department of Public Safety used to issue titles for mobile homes and could be authorized to do so again. Also, there is already existing law that sets guidelines as to what the state would require in order to issue a title in situations where ownership is in question. See AS 28.10.216.

3. Can the state require a quiet title action or affidavit in order to establish clear title.

The state can impose any requirements necessary to prove ownership, including an affidavit, a judgment of a court, a bill of sale or some other method.

4. What legal restraints are there on title companies that would prevent issuance of title insurance on a mobile home or house trailer.

Representative Al Vezey

March 17, 1994

Page 2

The only impediment to title insurance is that the title must be "insurable." This means that under the established underwriting practices, that the insurer is confident that the person insured is the legal owner of the property. If there is doubt as to the ownership, then the title company could decline to issue the insurance. See AS 21.66.170.

5. How can the Department of Public Safety be authorized to issue titles for mobile homes without getting bogged down in title searches.

If the problem is avoiding extra administrative costs in providing clear title, the legislature could shift the burden of providing clear evidence of ownership to the applicant. In short, the department would only issue mobile home titles when adequate proof of ownership is provided. This should reduce the administrative cost to a minimum.

Please contact me if you have further questions.

MFF:pl

94-218.plm

Alaska State Legislature

Representative Brian S. Porter



CHAIRMAN
HOUSE JUDICIARY COMMITTEE

MEMBER
HOUSE LABOR & COMMERCE COMMITTEE
SELECT COMMITTEE ON LEGISLATIVE ETHICS

MEMBER
FINANCE SUBCOMMITTEES
DEPARTMENT OF LAW
DEPARTMENT OF PUBLIC SAFETY
COURTS

SESSION:
STATE CAPITOL, ROOM 118
JUNEAU, ALASKA 99801-1182
PHONE: (907) 465-4930
FAX: (907) 465-3834

INTERIM:
718 W. 4TH AVE., SUITE 640
ANCHORAGE, AK 99501-2133
PHONE: (907) 258-8187
FAX: (907) 258-5510

DISTRICT 20

MEMORANDUM

DATE: 4/20/94

TO: Senator Pearce, Co-Chair Senate Finance

FROM: Representative Brian Porter, Chair House Judiciary *Brian*

RE: Schedule Request [REDACTED]

Please schedule HB 358, Mobile Home Certificates of Title, at your earliest convenience. This legislation enables the DMV to resume issuing titles to mobile home owners. HB 358 has encountered no opposition throughout the entire legislative process, was waived by House Finance and should take very little of your time.

Your timely consideration with this matter is greatly appreciated.

HVB

361

HFIN

FILE

Adopted

8-LS14860
Utermohle
3/4/94

CS-FOR HOUSE BILL NO. 361()
IN THE LEGISLATURE OF THE STATE OF ALASKA
EIGHTEENTH LEGISLATURE - SECOND SESSION

BY

Offered:
Referred:

Sponsor(s): HOUSE FINANCE COMMITTEE

A BILL

FOR AN ACT ENTITLED

1 "An Act making an appropriation to the Department of Education for support
2 of kindergarten, primary, and secondary education and community schools
3 programs and for school construction debt retirement; amending certain
4 appropriations for education programs and school construction debt retirement for
5 fiscal year 1994 and for educational facilities maintenance and construction;
6 making an appropriation from the constitutional budget reserve fund under art.
7 IX, sec. 17(c), Constitution of the State of Alaska; and providing for an effective
8 date."

9 BE IT ENACTED BY THE LEGISLATURE OF THE STATE OF ALASKA:

10 * Section 1. (a) The sum of \$695,642,240 is appropriated from the constitutional budget
11 reserve fund and from other funds in the amounts listed to the Department of Education for
12 the purposes expressed and allocated in the amounts listed for operating expenditures for the

1 fiscal year ending June 30, 1995:

2	FUND SOURCE	AMOUNT
3	Budget reserve fund (art. IX, sec. 17,	
4	Constitution of the State of Alaska)	\$634,434,840
5	General fund/mental health trust income account	
6	(AS 37.14.011)	7,916,600
7	Public school trust fund (AS 37.14.110)	6,816,600
8	School fund (AS 43.50.140)	2,668,100
9	P.L. 81-874	21,806,100
10	Federal receipts other than	
11	P.L. 81-874	22,000,000

12	PURPOSE	ALLOCATION AMOUNT
13	Foundation program	\$629,938,000
14	Child nutrition/student lunch program	22,000,000
15	Cigarette tax distribution	2,668,100
16	Tuition students	1,887,600
17	Boarding home grants	355,000
18	Youth in detention	800,000
19	Pupil transportation	30,923,300
20	Schools for the handicapped	3,277,500
21	Community schools	600,000
22	Additional district support	3,192,740

23 (b) The amount allocated under (a) of this section for additional district support is
 24 further allocated to the following school districts in the amounts listed:

25	SCHOOL DISTRICT	ALLOCATION AMOUNT
26	Annette Island School District	\$166,530
27	Cordova School District	217,160
28	Craig City School District	151,890
29	Dillingham City School District	250,100
30	Galena City School District	156,160
31	Hoonah City School District	126,270

1	Hydaburg City School District	102,480
2	Kake City School District	136,640
3	Kashunamiut School District	206,180
4	Klawock City School District	158,600
5	Nenana City School District	164,090
6	Nome City School District	264,740
7	Pelican City School District	56,730
8	Petersburg City School District	199,470
9	St. Mary's School District	119,560
10	Skagway City School District	115,290
11	Tanana City School District	122,000
12	Unalaska City School District	200,690
13	Wrangell City School District	151,890
14	Yakutat City School District	126,270

15 * Sec. 2. (a) The sum of \$104,060,100 is appropriated from the budget reserve fund (art.
16 IX, sec. 17, Constitution of the State of Alaska) to the Alaska debt retirement fund
17 (AS 37.15.011).

18 (b) The sum of \$104,060,100 is appropriated from the Alaska debt retirement fund
19 (AS 37.15.011) to the Department of Education for state aid for costs of school construction
20 under AS 14.11.100.

21 * Sec. 3. (a) Section 1(a), ch. 5, SLA 1993, is amended to read:

22 Section 1. (a) The sum of \$674,531,870 is appropriated from the
23 constitutional budget reserve [GENERAL] fund and from other funds in the amounts
24 listed to the Department of Education for the purposes expressed and allocated in the
25 amounts listed for operating expenditures for the fiscal year ending June 30, 1994:

26	FUND SOURCE	AMOUNT
27	<u>Budget reserve fund (art. IX, sec. 17,</u>	
28	<u>Constitution of the State of Alaska)</u>	
29	[GENERAL FUND]	\$615,783,070
30	General fund/mental health trust income account	
31	(AS 37.14.011)	7,489,700

1	Public school trust fund (AS 37.14.110)	8,452,700
2	School fund (AS 43.50.140)	2,721,000
3	Interagency receipts	100,000
4	P.L. 81-874	21,885,400
5	Federal receipts other than	
6	P.L. 81-874	18,100,000.
7	PURPOSE	ALLOCATION AMOUNT
8	Foundation program	\$615,723,100
9	Child nutrition/student lunch program	18,100,000
10	Cigarette tax distribution	2,721,000
11	Tuition students	2,012,600
12	Boarding home grants	230,000
13	Youth in detention	800,000
14	Schools for the handicapped	3,077,500
15	Pupil transportation	28,975,900
16	Community schools	600,000
17	Additional district support	2,291,770.

18 (b) Section 2(a), ch. 5, SLA 1993, is amended to read:

19 Sec. 2. (a) The sum of \$99,795,200 is appropriated from the budget reserve
 20 [GENERAL] fund (art. IX, sec. 17, Constitution of the State of Alaska) to the
 21 Alaska debt retirement fund (AS 37.15.011).

22 * Sec. 4. (a) Section 38, ch. 65, SLA 1993, page 14, line 27, is amended to read:

23		APPROPRIATION	GENERAL	OTHER
24		ITEMS	FUND	FUNDS
25	Additional district support	1,066,300	[1,066,300]	<u>1,066,300</u>

26 (b) The appropriation made by sec. 38, ch. 65, SLA 1993, page 14, line 27,
 27 as amended by (a) of this section, is funded from the budget reserve fund (art. IX,
 28 sec. 17, Constitution of the State of Alaska).

29 * Sec. 5. Section 1, ch. 83, SLA 1993, is amended to read:

30 Section 1. Contingent upon the establishment of an educational facilities
 31 maintenance and construction fund by the Eighteenth Alaska State Legislature, the sum

- 1 of \$192,408,894 is appropriated from the budget reserve [GENERAL] fund (art. IX,
2 sec. 17. Constitution of the State of Alaska) to the educational facilities maintenance
3 and construction fund (AS 37.16.010).
- 4 * Sec. 6. The appropriations from the constitutional budget reserve fund (art. IX, sec. 17,
5 Constitution of the State of Alaska) contained in this Act are made under art. IX, sec. 17(c),
6 Constitution of the State of Alaska.
- 7 * Sec. 7. Sections 3, 4, and 6 of this Act are retroactive to July 1, 1993.
- 8 * Sec. 8. Section 5 of this Act is retroactive to July 17, 1993.
- 9 * Sec. 9. Sections 3 - 8 of this Act take effect immediately under AS 01.10.070(c).
- 10 * Sec. 10. Sections 1 and 2 of this Act take effect July 1, 1994.

AMENDMENT
BY LARSON

TO CS for HB361(Fin)
8-LS1486\O
Utermohle
3/4/94

Page 1, Line 10 - delete "\$695,642,240" insert "\$694,927,392"

Page 2, Line 4 - delete "\$634,434,840" insert "\$635,149,688"

Page 2, Line 19 - delete "30,923,300" insert "31,638,148"

Page 3, Line 15 - delete "\$104,060,100" insert "\$103,345,264"

Page 3, Line 18 - delete "\$104,060,100" insert "\$103,345,264"

Description: This amendment changes the amounts appropriated in FY95 to reflect the latest numbers by the Department of Education for the Pupil Transportation and Debt Service functions. The first part of the amendment increases Pupil Transportation by \$714,848, and the second part decreases Debt Service by \$714,836.

ALASKA DEPARTMENT OF EDUCATION
PROJECTED FY95 STATE PROGRAM ALLOCATIONS

3/16/94 FILE: FY95PR#2.XLS

	Total Foundation	Cigarette Tax Distribution	Tuition	Boarding Home	Youth in Detention	Handicap. Schools	Pupil Trans.	Community Schools	Debt Retirement	PROJECTED FY95 TOTALS
LOWER YUKON	12,790,651	0	0	0	0	0	13,771	12,156	0	12,816,578
MAT-SU	55,418,385	268,228	36,913	0	0	0	5,062,155	53,011	18,284,711	79,123,403
NENANA	1,616,090	10,278	0	0	0	0	101,053	2,010	0	1,729,431
NOME	4,943,691	22,463	7,544	0	0	0	198,702	4,829	594,992	5,772,221
NORTH SLOPE	9,699,634	43,543	0	0	0	0	284,695	9,473	5,471,457	15,508,802
NORTHWEST ARCTIC	15,815,997	47,734	0	9,418	0	0	0	15,320	0	15,888,469
PELICAN	545,281	7,041	0	0	0	0	1,093	2,010	0	555,425
PETERSBURG	3,089,379	22,448	1,818	0	0	0	114,787	3,048	722,320	3,953,800
PRIBILOF	1,612,258	0	0	76,141	0	0	0	2,010	0	1,690,409
SITKA	6,448,219	49,333	30,179	0	0	0	370,971	7,247	2,019,694	8,925,643
SKAGWAY	818,116	9,308	0	0	0	0	3,594	2,010	0	833,028
SOUTHEAST	4,329,979	0	0	0	0	0	127,435	4,590	0	4,462,004
SOUTHWEST	5,900,340	0	0	69,037	0	0	94,057	5,646	0	6,069,080
ST. MARY'S	1,232,068	8,084	0	0	0	0	0	2,010	0	1,242,162
TANANA	1,117,902	8,336	9,368	0	0	0	20,667	2,010	0	1,158,283
UNALASKA	1,955,651	14,295	0	0	0	0	122,909	2,010	1,150,687	3,245,552
VALDEZ	3,307,447	26,746	0	0	0	0	308,140	3,312	2,708,456	6,354,101
WRANGELL	2,533,824	18,518	14,961	0	0	0	115,694	2,569	934,113	3,619,679
YAKUTAT	1,220,516	9,470	0	0	0	0	57,050	2,010	0	1,289,046
YUKON FLATS	5,091,554	0	0	62,818	0	0	33,794	5,236	0	5,193,402
YUKON/KOYUKUK	6,799,989	0	0	76,704	0	0	59,373	6,762	0	6,942,828
YUPIIT	3,890,568	0	0	0	0	0	0	3,911	0	3,894,479
STATE CCS	3,599,824	0	0	0	0	0	0	0	0	3,599,824
Mt. EDGEUMBE	1,693,054	0	0	0	0	0	0	0	0	1,693,054
OTHER	5,386,260	0	152,536	0	0	2,411,100	500,000	0	0	8,449,896
	v1		v2			v3	v4			
TOTALS	\$629,938,009	\$2,668,100	\$1,887,600	\$355,000	\$800,000	\$3,277,500	\$31,638,148	\$600,000	\$104,060,094	\$775,224,451

v1 OTHER INCLUDES CONTRACTUAL OBLIGATIONS AND OTHER ADJUSTMENTS.

v2 OTHER INCLUDES CONTRACTS FOR HYDER STUDENTS ATTENDING SCHOOL IN CANADA.

v3 OTHER INCLUDES ALLOCATIONS TO (SESA) AND (AYD).

v4 OTHER INCLUDES GROWTH FACTOR FOR ADDITIONAL BUSES DUE TO ENROLLMENT INCREASES AND POPULATION SHIFTS.

Constitution Budget Reserve Appropriations

CS for House Bill No. 361()

8-LS1486\O Utermohle 3/4/94

Sec. 1	634,434.8	FY95 Foundation/Pupil Transport/Single Sites
Sec. 2	104,060.1	FY95 Debt Service
	<u>738,494.9</u>	FY95 Total
Sec. 3	715,578.3	FY94 Foundation/Pupil Transport/Single Sites/Debt Service
Sec. 4	1,066.3	FY94 Remaining Single Sites
Sec. 5	192,408.9	FY94 School Construction Grants/U. of A. maintenance
	<u>909,053.5</u>	FY94 Total
	 1,647,548.4	 Total Budget Reserve Appropriations

ALASKA DEPARTMENT OF EDUCATION
PROJECTED FY95 STATE PROGRAM ALLOCATIONS

3/16/94 FILE: FY95PR#2.XLS

	Total Foundation	Cigarette Tax Distribution	Tuition	Boarding Home	Youth in Detention	Handicap. Sch'ols	Pupil Trans.	Community Schools	Debt Retirement	PROJECTED FY95 TOTALS
LOWER YUKON	12,790,651	0	0	0	0	0	13,771	12,156	0	12,816,578
MAT-SU	55,418,385	268,228	36,913	0	0	0	5,062,155	53,011	18,284,711	79,123,403
NENANA	1,616,090	10,278	0	0	0	0	101,053	2,010	0	1,729,431
NOME	4,943,691	22,463	7,544	0	0	0	198,702	4,829	594,992	5,772,221
NORTH SLOPE	9,699,634	43,543	0	0	0	0	284,695	9,473	5,471,457	15,508,802
NORTHWEST ARCTIC	15,815,997	47,734	0	9,418	0	0	0	15,320	0	15,888,469
PELICAN	545,281	7,041	0	0	0	0	1,093	2,010	0	555,425
PETERSBURG	3,089,379	22,448	1,818	0	0	0	114,787	3,048	722,320	3,953,800
PRIBILOF	1,612,258	0	0	76,141	0	0	0	2,010	0	1,690,409
SITKA	6,448,219	49,333	30,179	0	0	0	370,971	7,247	2,019,694	8,925,643
SKAGWAY	818,116	9,308	0	0	0	0	3,594	2,010	0	833,028
SOUTHEAST	4,329,979	0	0	0	0	0	127,435	4,590	0	4,462,004
SOUTHWEST	5,900,340	0	0	69,037	0	0	94,057	5,646	0	6,069,080
ST. MARY'S	1,232,068	8,084	0	0	0	0	0	2,010	0	1,242,162
TANANA	1,117,902	8,336	9,368	0	0	0	20,667	2,010	0	1,158,283
UNALASKA	1,955,651	14,295	0	0	0	0	122,909	2,010	1,150,687	3,245,552
VALDEZ	3,307,447	26,746	0	0	0	0	308,140	3,312	2,708,456	6,354,101
WRANGELL	2,533,824	18,518	14,961	0	0	0	115,694	2,569	934,113	3,619,679
YAKUTAT	1,220,516	9,470	0	0	0	0	57,050	2,010	0	1,289,046
YUKON FLATS	5,091,554	0	0	62,818	0	0	33,794	5,236	0	5,193,402
YUKON/KOYUKUK	6,799,989	0	0	76,704	0	0	59,373	6,762	0	6,942,828
YUPIIT	3,890,568	0	0	0	0	0	0	3,911	0	3,894,479
STATE CCS	3,599,824	0	0	0	0	0	0	0	0	3,599,824
Mt. EDGE CUMBE	1,693,054	0	0	0	0	0	0	0	0	1,693,054
OTHER	5,386,260	0	152,536	0	0	2,411,100	500,000	0	0	8,449,896
	1		2			3	4			
TOTALS	\$629,938,009	\$2,668,100	\$1,887,600	\$355,000	\$800,000	\$3,277,500	\$31,638,148	\$600,000	\$104,060,094	\$775,274,451

1 OTHER INCLUDES CONTRACTUAL OBLIGATIONS AND OTHER ADJUSTMENTS.

2 OTHER INCLUDES CONTRACTS FOR HYDER STUDENTS ATTENDING SCHOOL IN CANADA.

3 OTHER INCLUDES ALLOCATIONS TO (SESA) AND (AYI).

4 OTHER INCLUDES GROWTH FACTOR FOR ADDITIONAL BUSES DUE TO ENROLLMENT INCREASES AND POPULATION SHIFTS.

ALASKA DEPARTMENT OF EDUCATION
 PROJECTED FY95 STATE PROGRAM ALLOCATIONS

3/16/94 FILE: FY95PR#2.XLS

	Total Foundation	Cigarette Tax Distribution	Tuition	Boarding Home	Youth in Detention	Handicap. Schools	Pupil Trans.	Community Schools	Debt Retirement	PROJECTED FY95 TOTALS
ADAK	\$510,626	\$0	\$0	\$0	\$0	\$0	\$102,959	\$2,010	\$0	\$615,595
ALASKA GATEWAY	4,863,553	0	0	0	0	0	428,871	4,994	0	5,297,418
ALEUTIAN REGION	545,640	0	0	0	0	0	0	2,010	0	547,650
ALEUTIANS EAST	3,574,051	14,535	0	0	0	0	53,804	3,481	38,980	3,684,851
ANCHORAGE	195,435,608	1,061,819	850,251	0	404,677	866,400	9,256,641	178,521	39,474,517	247,528,434
ANNETTE ISLANDS	1,300,700	0	0	0	0	0	9,962	2,010	0	1,312,672
BERING STRAIT	14,668,921	0	0	0	0	0	35,822	14,508	0	14,719,251
BRISTOL BAY	1,553,959	12,282	0	0	0	0	189,215	2,010	495,967	2,253,433
CHATHAM	2,249,763	0	0	0	0	0	12,078	2,398	0	2,264,239
CHUGACH	1,688,419	0	0	0	0	0	0	2,010	0	1,690,429
COPPER RIVER	5,028,217	0	0	0	0	0	564,640	5,105	0	5,597,962
CORDOVA	2,534,093	17,823	11,903	0	0	0	45,463	2,606	0	2,611,888
CRAIG	2,147,846	14,489	5,703	0	0	0	11,085	2,142	0	2,181,265
DELTA/GREELY	5,189,529	0	0	0	0	0	832,306	5,459	0	6,027,294
DENALI	2,966,808	14,678	0	0	0	0	268,171	3,029	0	3,252,686
DILLINGHAM	3,220,397	17,230	0	0	0	0	237,136	3,115	0	3,477,878
FAIRBANKS	72,204,778	362,401	254,673	0	174,447	0	5,121,228	63,170	13,444,973	91,625,670
GALENA	1,411,033	9,079	1,391	0	0	0	40,017	2,010	28,148	1,491,678
HAINES	2,142,574	15,462	0	0	0	0	151,282	2,092	235,367	2,546,777
HOONAH	1,982,886	12,176	0	0	0	0	36,547	2,010	0	2,033,619
HYDABURG	1,013,495	0	0	0	0	0	5,863	2,010	0	1,029,894
IDITAROD	4,850,105	0	0	31,179	0	0	48,717	4,740	0	4,934,741
JUNEAU	22,544,357	130,779	151,065	4,997	83,363	0	1,316,550	22,836	3,131,864	27,385,811
KAKE	1,236,214	10,054	0	0	0	0	26,851	2,010	0	1,275,129
KASHUNAMIUT	1,907,507	0	0	0	0	0	2,870	2,010	0	1,912,387
KENAI	44,983,040	233,748	266,669	10,795	0	0	3,346,545	43,095	9,782,732	58,666,625
KETCHIKAN	9,719,005	69,272	49,719	3,714	0	0	756,562	9,688	1,694,634	12,302,594
KLAWOCK	1,460,291	10,857	0	0	0	0	8,203	2,010	0	1,481,361
KODIAK	14,263,810	69,560	42,907	10,197	0	0	610,639	12,726	2,807,238	17,817,077
KUSPUK	5,046,138	0	0	0	0	0	184,406	4,958	0	5,235,502
LAKE AND PENINSULA	6,710,311	17,505	0	0	0	0	70,075	6,713	1,039,244	7,843,848
LOWER KUSKOKWIM	30,127,658	0	0	0	137,513	0	273,700	29,323	0	30,568,194

Constitution Budget Reserve Appropriations

CS for House Bill No. 361()

8-LS1486\O Utermohle 3/4/94

Sec. 1	634,434.8	FY95 Foundation/Pupil Transport/Single Sites
Sec. 2	104,060.1	FY95 Debt Service
	<u>738,494.9</u>	FY95 Total
Sec. 3	715,578.3	FY94 Foundation/Pupil Transport/Single Sites/Debt Service
Sec. 4	1,066.3	FY94 Remaining Single Sites
Sec. 5	192,408.9	FY94 School Construction Grants/U. of A. maintenance
	<u>909,053.5</u>	FY94 Total
	 1,647,548.4	 Total Budget Reserve Appropriations

Held -

A M E N D M E N T

OFFERED IN THE HOUSE

BY REPRESENTATIVE NAVARRE

TO: CSHB 361(), Version "O"

Page 1, line 1, through page 5, line 10:

Delete all material and insert:

""An Act making an appropriation to the Department of Education for support of kindergarten, primary, and secondary education and community schools programs and for school construction debt retirement; and providing for an effective date."

BE IT ENACTED BY THE LEGISLATURE OF THE STATE OF ALASKA:

* Section 1. (a) The sum of \$695,642,240 is appropriated from the general fund and from other funds in the amounts listed to the Department of Education for the purposes expressed and allocated in the amounts listed for operating expenditures for the fiscal year ending June 30, 1995:

FUND SOURCE	AMOUNT
General fund	\$634,434,840
General fund/mental health trust income account (AS 37.14.011)	7,916,600
Public school trust fund (AS 37.14.110)	6,816,600
School fund (AS 43.50.140)	2,668,100
P.L. 81-874	21,806,100
Federal receipts other than P.L. 81-874	22,000,000
PURPOSE	ALLOCATION AMOUNT
Foundation program	\$629,938,000
Child nutrition/student lunch program	22,000,000
Cigarette tax distribution	2,668,100
Tuition students	1,887,600

Boarding home grants	355,000
Youth in detention	800,000
Pupil transportation	30,923,300
Schools for the handicapped	3,277,500
Community schools	600,000
Additional district support	3,192,740

(b) The amount allocated under (a) of this section for additional district support is further allocated to the following school districts in the amounts listed:

SCHOOL DISTRICT	ALLOCATION AMOUNT
Annette Island School District	\$166,530
Cordova School District	217,160
Craig City School District	151,890
Dillingham City School District	250,100
Galena City School District	156,160
Hoonah City School District	126,270
Hydaburg City School District	102,480
Kake City School District	136,640
Kashunamiut School District	206,180
Klawock City School District	158,600
Nenana City School District	164,090
Nome City School District	264,740
Pelican City School District	56,730
Petersburg City School District	199,470
St. Mary's School District	119,560
Skagway City School District	115,290
Tanana City School District	122,000
Unalaska City School District	200,690
Wrangell City School District	151,890
Yakutat City School District	126,270

* Sec. 2. (a) The sum of \$104,060,100 is appropriated from the general fund to the Alaska debt retirement fund (AS 37.15.011).

(b) The sum of \$104,060,100 is appropriated from the Alaska debt retirement fund

(AS 37.15.011) to the Department of Education for state aid for costs of school construction under AS 14.11.100.

* Sec. 3. This Act takes effect July 1, 1994."



NEA-ALASKA

Affiliated with the National Education Association

TESTIMONY SCHOOL FUNDING NEA-ALASKA MARCH 16, 1994

Alaska's public schools continue to struggle against the affects of inflation and increases in student enrollment.

NEA-Alaska supports at least a 5% increase in the Instructional Unit to offset inflation. We understand that declining oil prices has resulted in a decline in state revenue. It is time for Alaska to identify new sources of revenue in order to stabilize government. The services government provides its people are essential to the maintenance of health, safety and the overall quality of life in our state.

NEA-Alaska opposes HB 361 because it reduces funding to the public schools at a time when schools are educating children for the challenges of this decade and a new century.

Education must be established as a priority for funding at this time. By insuring that the Instructional Unit is funded at least to the level of the previous year, schools can delay more cuts in the instructional program. By funding the increase in student enrollment, schools can attempt to keep up with growth. But, it must be understood that schools will still lose to inflation even if cuts to the current program are avoided.

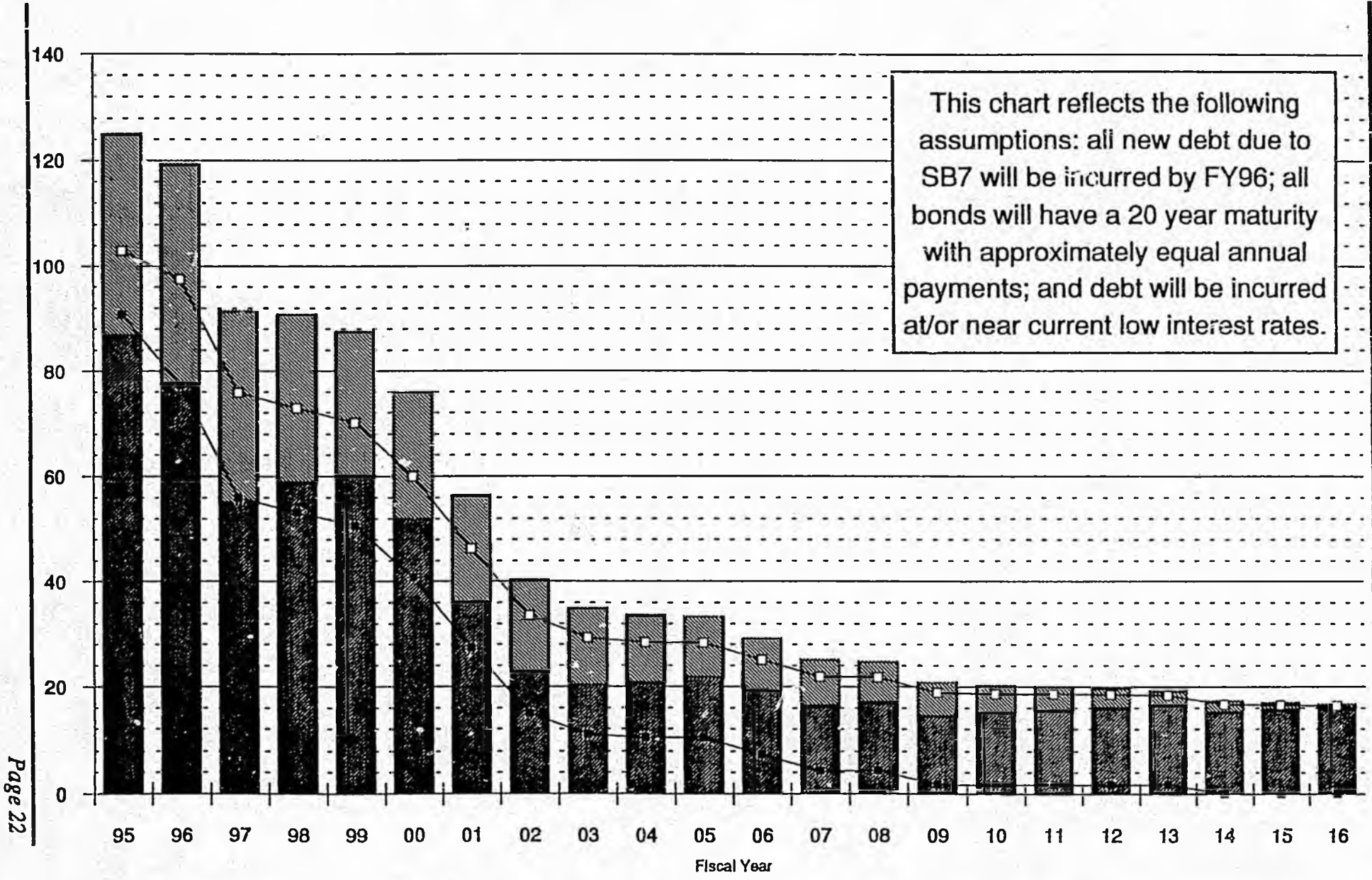
In 1982-83 Alaska ranked second in the nation in pupil/teacher ratio. Ten years later the state fell to 34th in the rankings as more and more children entered the classrooms of Alaska.

NEA-Alaska understands that a funding crises exists throughout state government. We also believe that our people offer the best hope for overcoming this crisis. By educating a work force for the new decade, Alaska will be able to compete for the kinds of jobs that will bring stability to our economy.

Schools deserve priority because the dollars we invest in the children of Alaska will return untold benefits to the state. We can brighten our state's future by investing today in the active, bright and beautiful minds of our young people

SCHOOL BOND DEBT - ESTIMATED PROJECTIONS

This chart reflects the following assumptions: all new debt due to SB7 will be incurred by FY96; all bonds will have a 20 year maturity with approximately equal annual payments; and debt will be incurred at/or near current low interest rates.



Combined Principal
 Combined Interest
 Liability Prior to SB7
 Liability including SB7

PROJECTED FY95 STATE PROGRAM ALLOCATIONS
 ALL PROGRAMS ARE BASED UPON THE GOVERNOR'S BUDGET.

Page 25

Department of Education

	Total Foundation	Cigarette Tax Distribution	Tuition	Boarding Home	Youth in Detention	Handicap. Schools	Pupil Trans.	Community Schools	Debt Retirement	PROJECTED FY95 TOTALS
ADAK	\$457,899	\$0	\$0	\$0	\$0	\$0	\$92,971	\$2,010	\$0	\$552,880
ALASKA GATEWAY	4,763,663	0	0	0	0	0	387,974	4,994	0	5,156,631
ALEUTIAN REGION	534,110	0	0	0	0	0	0	2,010	0	536,120
ALEUTIANS EAST	3,495,870	14,535	0	0	0	0	48,584	3,481	38,980	3,601,450
ANCHORAGE	190,992,287	1,061,819	850,251	0	404,677	866,400	7,938,049	178,521	39,474,517	241,766,521
ANNETTE ISLANDS	1,253,320	0	0	0	0	0	8,996	2,010	0	1,264,326
BERING STRAIT	14,315,505	0	0	0	0	0	32,347	14,508	0	14,362,360
BRISTOL BAY	1,507,632	12,282	0	0	0	0	146,368	2,010	495,967	2,164,259
CHATHAM	2,192,811	0	0	0	0	0	10,906	2,398	0	2,206,115
CHUGACH	1,653,897	0	0	0	0	0	0	2,010	0	1,655,907
COPPER RIVER	4,932,014	0	0	0	0	0	486,293	5,105	0	5,423,412
CORDOVA	2,473,087	17,823	11,903	0	0	0	42,489	2,606	0	2,547,908
CRAIG	2,102,893	14,489	5,703	0	0	0	10,010	2,142	0	2,135,237
DELTA/GREELY	5,071,869	0	0	0	0	0	659,610	5,459	0	5,736,938
DENALI	2,905,047	14,678	0	0	0	0	242,037	3,029	0	3,164,791
DILLINGHAM	3,145,033	17,230	0	0	0	0	224,376	3,115	0	3,389,754
FAIRBANKS	70,691,981	362,401	254,673	0	174,447	0	4,549,310	63,170	13,444,973	89,540,955
GALENA	1,380,942	9,079	1,391	0	0	0	36,135	2,010	28,148	1,457,705
HAINES	2,092,324	15,462	0	0	0	0	127,416	2,092	235,367	2,473,161
HOONAH	1,943,074	12,176	0	0	0	0	29,626	2,010	0	1,986,886
HYDABURG	993,801	8,526	0	0	0	0	5,294	2,010	0	1,009,631
IDITAROD	4,745,944	0	0	31,179	0	0	43,991	4,740	0	4,825,854
JUNEAU	22,002,795	130,779	151,065	4,997	83,363	0	1,161,171	2,836	3,131,864	26,688,870
KAKE	1,209,661	10,054	0	0	0	0	18,005	2,010	0	1,239,730
KASHUNAMIUT	1,865,566	0	0	0	0	0	2,591	2,010	0	1,870,167
KENAI	43,884,298	233,748	266,669	10,795	0	0	2,959,611	43,096	9,782,732	57,180,94
KETCHIKAN	9,464,804	69,272	49,719	3,714	0	0	683,165	9,688	1,694,634	11,974,996
KLAWOCK	1,428,941	10,857	0	0	0	0	7,667	2,010	0	1,449,475
KODIAK	13,938,641	69,560	42,907	10,197	0	0	514,215	12,726	2,807,238	17,395,484
KUSPUK	4,938,863	0	0	0	0	0	104,633	4,958	0	5,048,454
LAKE AND PENINSULA	6,573,827	17,505	0	0	0	0	52,306	6,713	1,039,244	7,689,595
LOWER KUSKOKWIM	29,458,211	0	0	0	137,513	0	247,866	29,323	0	29,872,913

PROJECTED FY95 STATE PROGRAM ALLOCATIONS
 ALL PROGRAMS ARE BASED UPON THE GOVERNOR'S BUDGET.

	Total Foundation	Cigarette Tax Distribution	Tuition	Boarding Home	Youth in Detention	Handicap. Schools	Pupil Trans.	Community Schools	Debt Retirement	PROJECTED FY95 TOTALS
LOWER YUKON	12,476,509	0	0	0	0	0	12,435	12,156	0	12,501,100
MAT-SU	54,224,986	268,228	36,913	0	0	0	4,823,283	53,011	18,284,711	77,691,132
NENANA	1,584,603	10,278	0	0	0	0	91,249	2,010	0	1,688,140
NOME	4,841,248	22,463	7,544	0	0	0	179,425	4,829	594,992	5,650,501
NORTH SLOPE	9,410,086	43,543	0	0	0	0	257,076	9,473	5,471,457	15,191,635
NORTHWEST ARCTIC	15,466,451	47,734	0	9,418	0	0	0	15,320	0	15,538,923
PELICAN	533,991	7,041	0	0	0	0	1,022	2,010	0	544,064
PETERSBURG	3,016,797	22,448	1,818	0	0	0	99,188	3,048	722,320	3,865,619
PRIBILOF	1,573,580	0	0	76,141	0	0	0	2,010	0	1,651,731
SITKA	6,284,507	49,333	30,179	0	0	0	334,981	7,247	2,019,694	8,725,941
SKAGWAY	796,029	9,308	0	0	0	0	3,245	2,010	0	810,592
SOUTHEAST	4,238,287	0	0	0	0	0	135,095	4,590	0	4,377,972
SOUTHWEST	5,765,264	0	0	69,037	0	0	84,932	5,646	0	5,924,879
ST. MARY'S	1,207,405	8,084	0	0	0	0	0	2,010	0	1,217,499
TANANA	1,094,338	8,336	9,368	0	0	0	13,686	2,010	0	1,127,738
UNALASKA	1,901,183	14,295	0	0	0	0	110,985	2,010	1,150,687	3,179,160
VALDEZ	3,211,153	26,746	0	0	0	0	278,244	3,312	2,708,456	6,227,911
WRANGELL	2,476,253	18,518	14,961	0	0	0	60,670	2,569	934,113	3,507,084
YAKUTAT	1,195,486	9,470	0	0	0	0	51,515	2,010	0	1,258,481
YUKON FLATS	4,981,703	0	0	62,818	0	0	30,516	5,236	0	5,080,273
YUKON/KOYUKUK	6,649,754	0	0	76,704	0	0	45,018	6,762	0	6,778,238
YUPIIT	3,797,995	0	0	0	0	0	0	3,911	0	3,801,906
STATE CCS	3,532,253	0	0	0	0	0	0	0	0	3,532,253
Mt. EDGE CUMBE	1,662,837	0	0	0	0	0	0	0	0	1,662,837
OTHER	5,389,292	0	152,536	0	0	2,411,100	436,723	0	0	8,389,651
	∑		∑			∑	∑			
TOTALS	\$615,723,100	\$2,668,100	\$1,887,600	\$355,000	\$800,000	\$3,277,500	\$27,923,300	\$600,000	\$104,060,094	\$757,294,694

∑1 OTHER INCLUDES CONTRACTUAL OBLIGATIONS AND OTHER ADJUSTMENTS.

∑2 OTHER INCLUDES CONTRACTS FOR HYDER STUDENTS ATTENDING SCHOOL IN CANADA.

∑3 OTHER INCLUDES ALLOCATIONS TO (SESA) AND (AYI).

∑4 OTHER INCLUDES GROWTH FACTOR FOR ADDITIONAL BUSES DUE TO ENROLLMENT INCREASES AND POPULATION SHIFTS.

PROJECTED FY95 FOUNDATION PROGRAM

The Department of Education has not verified the unit computations submitted by the local school districts.

Unit Value >>>>	Projected Entitlements \$61,000	Estimated Proration \$59,855	Proration less Entitlements
ADAK	\$510,626	\$457,899	(\$52,727)
ALASKA GATEWAY	4,863,553	4,763,663	(99,890)
ALUTIAN REGION	545,640	534,110	(11,530)
ALEUTIANS EAST	3,574,051	3,495,870	(78,181)
ANCHORAGE	195,435,608	190,992,287	(4,443,321)
ANNETTE ISLANDS	1,300,700	1,253,320	(47,380)
BERING STRAIT	14,668,921	14,315,505	(353,416)
BRISTOL BAY	1,553,959	1,507,632	(46,327)
CHATHAM	2,249,763	2,192,811	(56,952)
CHUGACH	1,688,419	1,653,897	(34,522)
COPPER RIVER	5,028,217	4,932,014	(96,203)
CORDOVA	2,534,093	2,473,087	(61,006)
CRAIG	2,147,846	2,102,893	(44,953)
DELTA/GREELY	5,189,529	5,071,869	(117,660)
DENALI	2,966,808	2,905,047	(61,761)
DILLINGHAM	3,220,397	3,145,033	(75,364)
FAIRBANKS	72,204,778	70,691,981	(1,512,797)
GALENA	1,411,033	1,380,942	(30,091)
HAINES	2,142,574	2,092,824	(49,750)
HOONAH	1,982,886	1,943,074	(39,812)
HYDABURG	1,013,495	993,801	(19,694)
IDITAROD	4,850,105	4,745,944	(104,161)
JUNEAU	22,544,357	22,002,795	(541,562)
KAKE	1,236,214	1,209,661	(26,553)
KASHUNAMIUT	1,907,507	1,865,566	(41,941)
KENAI	44,983,040	43,884,298	(1,098,742)
KETCHIKAN	9,719,005	9,464,804	(254,201)
KLA WOCK	1,460,291	1,428,941	(31,350)
KODIAK	14,263,810	13,938,641	(325,169)
KUSPUK	5,046,138	4,938,863	(107,275)
LAKE AND PENN.	6,710,311	6,573,827	(136,484)
LOWER KUSKOKWIM	30,127,658	29,458,211	(669,447)
LOWER YUKON	12,790,651	12,476,509	(314,142)
MATSU	55,418,385	54,224,986	(1,193,399)
NENANA	1,616,090	1,584,603	(31,487)
NOME	4,943,691	4,841,248	(102,443)
NORTH SLOPE	9,699,634	9,410,086	(289,548)

PUPIL TRANSPORTATION

1/12/94

DISTRICT	FY95 ESTIMATED ENTITLEMENT	FY95 90.3% ENTITLEMENT	FY95 DIFFERENCE
ADAK	\$102,959	\$92,971	(\$9,989)
ALASKA GATEWAY	429,656	387,974	(41,683)
ALEUTIAN REGION	0	0	0
ALEUTIANS EAST	53,804	48,584	(5,220)
ANCHORAGE	8,790,891	7,938,049	(852,841)
ANNETTE ISLAND	9,962	8,996	(966)
BERING STRAITS	35,822	32,347	(3,475)
BRISTOL BAY	162,093	146,368	(15,725)
CHATHAM	12,078	10,906	(1,172)
CHUGACH	0	0	0
COPPER RIVER	538,539	486,293	(52,246)
CORIXOVA	47,054	42,489	(4,565)
CRAIG	11,085	10,010	(1,075)
DELTA/GREELY	730,477	659,610	(70,867)
DENALI	268,041	242,037	(26,004)
DILLINGHAM	248,482	224,376	(24,106)
FAIRBANKS	5,038,075	4,549,310	(488,765)
GALENA	40,018	36,135	(3,882)
HAINES	141,105	127,416	(13,689)
HOONAH	32,809	29,626	(3,183)
HYDABURG	5,863	5,294	(569)
IDITAROD	48,717	43,991	(4,726)
JUNEAU	1,285,924	1,161,171	(124,753)
KAKE	19,939	18,005	(1,934)
KASHUNAMIUT	2,870	2,591	(278)
KENAI PENINSULA	3,277,583	2,959,611	(317,972)
KETCHIKAN	756,562	683,165	(73,397)
KLA WOCK	8,490	7,667	(824)
KODIAK	569,461	514,215	(55,246)
KUSPUK	115,874	104,633	(11,241)
LAKE & PENINSULA	57,926	52,306	(5,620)
LOWER KUSKOKWIM	274,496	247,866	(26,630)
LOWER YUKON	13,771	12,435	(1,336)
MAT-SU	5,341,483	4,823,283	(518,200)
NENANA	101,053	91,249	(9,804)
NOME	198,702	179,425	(19,277)
NORTH SLOPE	284,695	257,076	(27,619)

PROJECTED FY95 FOUNDATION PROGRAM

The Department of Education has not verified the unit computations submitted by the local school districts.

Unit Value >>>>	Projected Entitlements \$61,000	Estimated Proration \$59,855	Proration less Entitlements
NORTHWEST ARCTIC	15,815,997	15,466,451	(349,546)
PELICAN	545,281	533,991	(11,290)
PETERSBURG	3,089,379	3,016,797	(72,582)
PRIBILOF	1,612,258	1,573,580	(38,678)
SITKA	6,448,219	6,284,507	(163,712)
SKAGWAY	818,116	796,029	(22,087)
SOUTHEAST	4,329,979	4,238,287	(91,692)
SOUTHWEST	5,900,340	5,765,264	(135,076)
ST. MARY'S	1,232,068	1,207,405	(24,663)
TANANA	1,117,902	1,094,338	(23,564)
UNALASKA	1,955,651	1,901,183	(54,468)
VALDEZ	3,307,447	3,211,153	(96,294)
WRANGELL	2,533,824	2,476,253	(57,571)
YAKUTAT	1,220,516	1,195,486	(25,030)
YUKON FLATS	5,091,554	4,981,703	(109,851)
YUKON/KOYUKUK	6,799,989	6,649,754	(150,235)
YUPIIT	3,890,568	3,797,995	(92,573)
STATE CCS	3,599,824	3,532,253	(67,571)
ML. EDGE CUMBE	1,693,054	1,662,837	(30,217)
TOTALS	624,551,749	610,333,808	(14,217,941)
CONTRACTUAL	3,886,260	3,886,260	0
EST. PRIOR YEAR ADJUSTMENTS	1,500,000	1,503,032	3,032
EST. FY95 FOUNDATION	\$629,938,009	\$615,723,100	(\$14,214,909)

PUPIL TRANSPORTATION

1/12/94

DISTRICT	FY95 ESTIMATED ENTITLEMENT	FY95 90.3% ENTITLEMENT	FY95 DIFFERENCE
NORTHWEST ARCTIC	0	0	0
PELICAN	1,132	1,022	(110)
PETERSBURG	109,845	99,188	(10,657)
PRIBILOF	0	0	0
SITKA	370,971	334,981	(35,989)
SKAGWAY	3,594	3,245	(349)
SOUTHEAST ISLAND	149,609	135,095	(14,514)
SOUTHWEST REGION	94,057	84,932	(9,125)
ST. MARY'S	0	0	0
TANANA	15,157	13,686	(1,470)
UNALASKA	122,909	110,985	(11,924)
VALDEZ	308,137	278,244	(29,894)
WRANGELL	67,188	60,670	(6,518)
YAKUTAT	57,050	51,515	(5,535)
YUKON FLATS	33,794	30,516	(3,279)
YUKON/KOYUKUK	49,855	45,018	(4,837)
YUPIIT	0	0	0
GRANTS	0	0	0
GROWTH FACTOR	483,644	436,724	(46,920)
TOTALS	\$30,923,300	\$27,923,300	(\$3,000,000)
APPROPRIATION:	\$30,923,300	\$27,923,300	
PRORATION:	100.0%	90.3%	

Growth Factor is for additional routes and/or buses due to enrollment increases and population shifts.

A REVIEW

THE ALASKA SCHOOL FOUNDATION FUNDING PROGRAM

JANUARY 1994

THE FOUNDATION PROGRAM is based on the "instructional unit" method of funding.

TERMS AND CONCEPTS printed on page 2, when used with the two mathematical formulas below and the numerical data on page 4, provide for understanding the foundation law.

THE FORMULA USED TO CALCULATE BASIC NEED:

$$\text{BASIC NEED} = (\text{INSTRUCTIONAL UNITS}) \times (\text{AREA COST DIFFERENTIAL}) \times (\$61,000)$$

THE FORMULA USED TO CALCULATE STATE FOUNDATION AID:

$$\text{STATE FOUNDATION AID} = (\text{BASIC NEED}) - (\text{LOCAL EFFORT}) - (90\% \text{ ELIGIBLE PL } 81-874)$$



TERMS AND CONCEPTS:

ADM (AVERAGE DAILY MEMBERSHIP) - The average of the number of students enrolled in a school district or specific school program (vocational education, bilingual education, special education) over a specified fall or spring student count period. The more students a district has in Average Daily Membership, the more instructional units the district generates increasing the funding it receives through the foundation program.

AREA COST DIFFERENTIAL - A factor multiplied by a school district's instructional units to adjust for costs associated with geographic conditions, sparsity and location of various school districts. Factors vary between 1.0 and 1.46, depending usually on remoteness of the district.

BASIC NEED - An amount of money determined by multiplying the area cost differential by the number of a school district's allowable instructional units times the instructional unit value, set by the legislature. The foundation program sets the instructional unit value at \$61,000. (See page 4, column A)

INSTRUCTIONAL UNIT - A number represented by a group of students identified by grade level and the student profile dependent on whether the students are enrolled in vocational, special or bilingual education programs.

INSTRUCTIONAL UNIT VALUE - The amount under the foundation formula is \$61,000 per instructional unit and is established by law.

PL 81-874 - Federal Law PL 81-874, impact aid to education, provides federal funds to school districts for children of parents living and/or working on federal property as an "in lieu of local tax revenue." Under the foundation program 90 percent of each school district's eligible PL 81-874 receipts is subtracted from the district's basic need. (See page 4, column E)

REQUIRED LOCAL EFFORT - Under the law, city and borough school districts are required to contribute the lesser amount of:

- (1) the equivalent amount generated by a four mill tax levy based on the full and true value of the taxable real and personal property in the school district in the second preceding year (two years prior); or
- (2) 35 percent of a school district's basic need for the preceding school year.

In addition to the required local effort school districts are allowed to contribute the greater of an equivalent of 2.0 mills or \$14,030 per adjusted unit to hold disparities in funding per instructional unit among school districts to no more than 25 percent. The amount of local effort, either in the 4 mill equivalent or 35 percent basic need, is subtracted from a school district's basic need. Since Regional Education Attendance Areas do not have authority to collect taxes, there is no deduction for the local contribution portion of basic need in these districts. (See page 4, column B)

STATE FOUNDATION AID - The amount of state money school districts are entitled to receive under the Public School Foundation Program, after local and federal shares are deducted. (See page 4, column F)

OTHER ISSUES:

ALASKA'S PUBLIC SCHOOL FOUNDATION PROGRAM, AS 14.17 enables the state to meet fiscal equalization criteria outlined in the federal PL 81-874 law, commonly known as the "disparity test." Alaska must meet the guidelines in order to utilize approximately \$44 million in PL 81-874 funds within the state foundation plan as general revenues.

PL 81-874 DISPARITY TEST - The federal PL 81-874 disparity test measures the disparity in local school district revenues. The test takes into consideration designated state and local revenues. Under guidelines of the disparity test, the range of revenues may not vary more than 25 percent between the school district that raises the lowest amount of revenue per instructional unit and the school district that raises the greatest amount. Since federal regulations allow states to eliminate five percent of the weighted instructional units at the top of the scale and five percent at the bottom, Alaska eliminates both of its oil rich school districts, Valdez and North Slope Borough, which contribute considerably more than 25 percent beyond the lowest amount. Since REAAs are not authorized to raise local taxes, five percent of the units at the bottom of the scale can be from any REAA. The disparity test uses \$61,000 per instructional unit as the base.

CENTRALIZED CORRESPONDENCE SCHOOL - The law provides a formula for computing funds for the state Centralized Correspondence School. Instructional units are computed under the same formula used by elementary schools with more than 200 students and multiplied by 0.65.

DECLINING ENROLLMENT - The law contains language that protects districts from losing more than 10 percent of the prior year's K-12 instructional units by phasing in the reduction over four years.

DISTRIBUTION PROCEDURES - The Department of Education will make payment of foundation aid through monthly payments to school districts. The payments for the first nine months of each fiscal year will be based on actual instructional units for the prior school year. Payments for the last three months will be adjusted by current year instructional units. Any overpayments or underpayments made during the first nine months will be adjusted in the final three payments of the fiscal year. The first counting period will be during a 20-day period ending on the fourth Friday in each October. An optional 20-day count period ending the second Friday of February may be used to calculate foundation funding, if the February counting period yields more instructional units.

FUND BALANCE LIMITATION - The law prohibits districts from accumulating an unreserved fund balance of more than 10 percent of their operating expenditures and other uses for the year. The Department of Education must deduct the amount exceeding 10 percent from a school district's succeeding year's foundation entitlement.

FULL AND TRUE VALUE - The Department of Community and Regional Affairs will determine the full value of the taxable real and personal property in each city and borough school district for the purpose of calculating a school district's required local effort.

GATHERING/REPORTING STUDENT DATA - The statute requires districts to report to the Department of Education by October 15 of each school year an estimate of its student population for the next school year. The Department of Education will use the estimates to determine the amount of state foundation aid to seek from the Legislature for the following school year.

ALASKA DEPARTMENT OF EDUCATION
PROJECTED FY95 FOUNDATION PROGRAM ENTITLEMENTS

12/28/93 File:FND95PJ.XLS

The Department of Education has not verified the unit computations submitted by the local school districts.

	BASIC NEED \$61,000	REQUIRED LOCAL	ELIGIBLE PL81-874	PL81-874 PERCENT	DEDUCTIBLE PL81-874 @ 90%	PROJ FY95 FOUNDATION STATE AID	100% PL-874 FLOW THRU	FOUND. PL-874 TOTAL
ADAK	\$2,809,050	\$0	\$2,553,804	100.00%	\$2,298,424	\$510,626		\$510,626
ALASKA GATEWAY	5,321,640	0	508,985	100.00%	458,087	4,863,553		4,863,553
ALEUTIAN REGION	614,270	0	76,256	100.00%	68,630	545,640		545,640
ALEUTIANS EAST	4,165,080	354,556	681,577	38.55%	236,473	3,574,051		3,574,051
ANCHORAGE	236,718,430	46,286,976	11,121,400	66.33%	6,639,142	183,792,312	11,543,296	195,435,608
ANNETTE ISLANDS	2,524,180	0	1,359,422	100.00%	1,223,480	1,300,700		1,300,700
BERING STPAIT	18,828,260	0	4,621,488	100.00%	4,159,339	14,668,921		14,668,921
BRISTOL BAY	2,468,060	725,389	321,793	65.16%	188,712	1,553,959		1,553,959
CHATHAM	3,034,140	0	971,530	100.00%	784,377	2,249,733		2,249,733
CHUGACH	1,839,150	0	167,479	100.00%	150,731	1,688,419		1,688,419
COPPER RIVER	5,125,220	0	107,781	100.00%	97,003	5,028,217		5,028,217
CORDOVA	3,250,080	699,530	25,457	71.83%	16,457	2,534,093		2,534,093
CRAIG	2,394,860	230,473	22,324	82.33%	16,541	2,147,846		2,147,846
DELTA/GREELY	6,268,360	0	1,198,701	100.00%	1,078,831	5,189,529		5,189,529
DENALI	3,290,340	290,290	36,935	100.00%	33,242	2,966,808		2,966,808
DILLINGHAM	4,015,020	508,666	448,202	70.89%	285,957	3,220,397		3,220,397
FAIRBANKS	80,594,420	13,508,127	8,819,301	53.50%	4,246,493	62,839,800	9,364,978	72,204,778
GALENA	1,603,080	77,535	421,031	30.22%	114,512	1,411,033		1,411,033
HAINES	2,650,450	497,022	25,394	47.49%	10,954	2,142,574		2,142,574
HOONAH	2,120,970	92,511	319,676	15.84%	45,573	1,982,886		1,982,886
HYDABURG	1,049,200	22,746	22,791	63.18%	12,959	1,013,495		1,013,495
IDITAROD	5,549,170	0	776,739	100.00%	699,065	4,850,105		4,850,105
JUNEAU	28,851,780	6,297,556	22,676	48.35%	9,867	22,544,357		22,544,357
KAKE	1,414,590	68,925	377,092	32.25%	109,451	1,236,214		1,236,214
KASHUNAMIUT	2,234,430	0	363,248	100.00%	326,923	1,907,507		1,907,507
KENAI	58,535,600	13,501,144	111,123	51.41%	51,416	44,983,040		44,983,040
KETCHIKAN	13,542,610	3,817,402	12,019	57.34%	6,203	9,719,005		9,719,005
KLAWOCK	1,670,180	59,233	367,336	45.57%	150,656	1,460,291		1,460,291
KODIAK	17,323,390	3,374,472	1,446,596	91.59%	1,192,444	12,756,474	1,507,336	14,263,810
KUSPUK	5,715,090	0	743,280	100.00%	668,952	5,046,138		5,046,138
LAKE AND PENINSULA	7,271,200	273,430	1,375,534	23.22%	287,459	6,710,311		6,710,311
LOWER KUSKOKWIM	35,664,870	0	6,152,458	100.00%	5,537,212	30,127,658		30,127,658
LOWER YUKON	16,735,960	0	4,383,677	100.00%	3,945,309	12,790,651		12,790,651
MAT-SU	63,578,470	8,151,165	19,580	50.62%	8,920	55,418,385		55,418,385
NENANA	1,677,500	38,514	3,913	82.24%	2,896	1,616,090		1,616,090
NOME	5,457,670	491,030	58,083	43.90%	22,949	4,943,691		4,943,691
NORTH SLOPE	15,425,680	5,042,443	3,542,719	21.44%	683,603	9,699,634		9,699,634
NORTHWEST ARCTIC	18,622,080	1,229,936	2,997,217	58.43%	1,576,147	15,815,997		15,815,997
PELICAN	601,460	56,179	0	82.44%	0	545,281		545,281
PETERSBURG	3,866,790	767,330	21,215	52.80%	10,081	3,089,379		3,089,379
PRIBILOF	2,060,580	0	498,136	100.00%	448,322	1,612,258		1,612,258
SITKA	8,721,780	2,161,916	212,378	58.41%	111,645	6,448,219		6,448,219
SKAGWAY	1,176,690	358,574	0	73.02%	0	818,116		818,116
SOUTHEAST	4,884,880	0	616,557	100.00%	554,901	4,329,979		4,329,979
SOUTHWEST	7,196,170	0	1,439,811	100.00%	1,295,830	5,900,340		5,900,340
ST. MARY'S	1,313,940	17,753	163,890	43.47%	64,119	1,232,068		1,232,068
TANANA	1,255,380	44,884	238,373	43.16%	92,594	1,117,902		1,117,902
UNALASKA	2,901,770	945,805	485	72.03%	314	1,955,651		1,955,651
VALDEZ	5,130,100	1,798,311	58,567	46.18%	24,342	3,307,447		3,307,447
WRANGELL	3,067,080	532,244	2,424	46.40%	1,012	2,533,824		2,533,824
YAKUTAT	1,333,460	99,661	52,279	28.23%	13,283	1,220,516		1,220,516
YUKON FLATS	5,852,340	0	845,318	100.00%	760,786	5,091,554		5,091,554
YUKON/KOYUKUK	8,003,810	0	1,337,579	100.00%	1,203,821	6,799,989		6,799,989
YUPIIT	4,931,850	0	1,156,980	100.00%	1,041,282	3,890,568		3,890,568
STATE CCS	5,538,190	0	0	100.00%	0	3,599,824		3,599,824
Mt. EDGECUMBE	1,609,790	0	0	100.00%	0	1,609,790	83,264	1,693,054
TOTALS	\$759,400,590	\$112,441,728	\$63,128,609		\$43,067,621	\$601,952,875	\$22,598,874	\$624,551,749
						CONTRACTUAL		3,886,260
						ESTIMATED PRIOR YEAR ADJUSTMENTS		1,500,000
						EST. FY95 FOUNDATION ENTITLEMENT		\$629,938,009

TABLE OF INSTRUCTIONAL UNITS

COMBINED, ELEMENTARY & SECONDARY INSTRUCTIONAL UNITS

Instructional units for funding communities with fewer than 200 students in grades K-6 or fewer than 200 students in grades 7-12 are determined by the formula:

ADM	UNITS
1-10	2
11-20	$2 + \frac{(ADM - 10)}{5}$
21-60	$4 + \frac{(ADM - 20)}{8}$
61-120	$9 + \frac{(ADM - 60)}{12}$
121- 525	$14 + \frac{(ADM - 120)}{15}$

Elementary instructional units for funding communities with more than 200 students in grades K-6 are determined by the formula:

$$\text{UNITS} = 15 + \frac{(ADM - 200)}{17}$$

Secondary instructional units for funding communities with more than 200 students in grades 7-12 are determined by the formula:

$$\text{UNITS} = 18 + \frac{(ADM - 200)}{13}$$

Kindergarten students who attend less than four hours a day are counted as 0.5 ADM.

District correspondence or other students who do not regularly attend school on a daily basis are counted in the appropriate grade level of the funding community with the highest ADM in the district.

VOCATIONAL EDUCATION

FTE* X WEIGHTING FACTOR X .05 = VOCATIONAL EDUCATION UNITS

MINIMUM FUNDING: Any funding community in which a vocational education course, approved by the Dept. of Education, is operated receives a minimum of .10 instructional units for vocational education, or each school district in which such a course is operated receives a minimum of 1.00 units whichever is greater.

FACTOR PROGRAM

.5 **CATEGORY 1** contains 16 programs: health, consumer and homemaking, horticulture, commercial art, clothing and textiles, general marketing, food production, renewable and natural resources, forestry, agriculture services and supplies, transportation and travel, wildlife management, business management, child care management and surveying.

.5 **CATEGORY 2** contains 7 programs: aircraft mechanics, communication technologies, commercial photography, agriculture mechanics, accounting and related, small engine mechanic and automotive body repair.

FACTOR PROGRAM

.5 **CATEGORY 3** contains 9 programs: agricultural production, welding, industrial education, woodworking, automobile mechanics, electrical technician, drafting, fisheries and diesel engine mechanics.

.5 **CATEGORY 4** contains 3 programs: graphics, secretarial and word processing, and construction trades.

* Full Time Equivalent

SPECIAL EDUCATION

NUMBER OF STUDENTS X WEIGHTING FACTOR = SPECIAL EDUCATION UNITS

MINIMUM FUNDING: Any funding community in which a special education program, approved by the Department of Education, is operated receives a minimum of 0.25 instructional units for special education, or any school district in which such a program is operated receives a minimum of 1.00 such units, whichever is greater.

FACTOR PROGRAM

.025 **GIFTED AND TALENTED**
.056 **RESOURCES**

FACTOR PROGRAM

0.1 **SELF-CONTAINED**
.333 **INTENSIVE/HOSPITAL HOMEBOUND**

BILINGUAL EDUCATION

WEIGHTING FACTOR* X STUDENT COUNT X .042 = BILINGUAL EDUCATION UNITS

MINIMUM FUNDING: Any funding community in which a bilingual program, approved by the Dept. of Education, is operated receives a minimum of 0.10 instructional units for bilingual education, or each school district in which such a program is operated receives a minimum of 1.00 such units, whichever is greater.

FACTOR PROGRAM

1 **CATEGORY A:** Students who speak a language other than English exclusively.

.1 **CATEGORY B:** Students who speak mostly a language other than English, but also speak some English.

.2 **CATEGORY C:** Students who speak a language other than English and English with equal ease.

FACTOR PROGRAM

.2 **CATEGORY D:** Students who speak mostly English but also speak a language other than English.

.1 **CATEGORY E:** Students who speak English exclusively but whose manner of speaking reflects the grammatical structure of another language.

*Language dominance category weighting factor.

ALASKA DEPARTMENT OF EDUCATION
PROJECTED FY95 FOUNDATION PROGRAM ENTITLEMENTS

12/28/93 File:FND95PJ.XLS

The Department of Education has not verified the unit computations submitted by the local school districts.

	PROJ. FY95 ADM	K-12 UNITS	BIL./ BIC.	SPEC. ED.	VOC. ED.	FY95 PROJ. INSTR. UNITS	AREA DIFF.	ADJUSTED FY95 INSTR. UNITS
ADAK	150.00	33.26	1.00	1.00	1.00	36.26	1.27	46.05
ALASKA GATEWAY	512.00	63.08	1.00	8.23	1.00	73.31	1.19	87.24
ALEUTIAN REGION	16.00	4.69	1.00	1.00	1.00	7.69	1.31	10.07
ALEUTIANS EAST	375.00	46.88	0.00	4.24	1.00	52.12	1.31	68.28
ANCHORAGE	46,416.50	3,109.79	86.65	646.09	38.10	3,880.63	1.00	3,880.63
ANNETTE ISLANDS	407.00	33.13	1.00	5.04	1.00	40.17	1.03	41.38
BERING STRAIT	1,590.00	187.06	13.89	19.13	1.98	222.06	1.39	308.66
BRISTOL BAY	278.00	26.67	1.00	3.19	1.00	31.86	1.27	40.46
CHATHAM	308.00	42.20	1.00	4.09	1.00	48.29	1.03	49.74
CHUGACH	133.00	22.64	1.00	1.81	1.00	26.45	1.14	30.15
COPPER RIVER	599.00	66.39	1.00	5.31	1.00	73.70	1.14	84.02
CORDOVA	511.15	40.08	1.00	5.92	1.00	48.00	1.11	53.28
CR'G	363.00	30.20	1.00	5.92	1.00	38.12	1.03	39.26
DELTA/GREELY	971.00	72.46	1.00	14.13	1.00	88.59	1.16	102.76
DENALI	372.00	39.70	0.00	3.15	1.00	43.85	1.23	53.94
DILLINGHAM	523.00	40.38	1.19	9.26	1.00	51.83	1.27	65.82
FAIRBANKS	15,611.00	1,067.22	6.01	184.57	12.60	1,270.40	1.04	1,321.22
GALENA	149.00	16.42	1.00	1.80	1.00	20.21	1.30	26.28
HAINES	425.00	36.33	0.00	4.05	1.00	41.38	1.05	43.45
HOONAH	270.00	24.00	1.00	6.19	1.00	32.19	1.08	34.77
HYDABURG	115.00	13.58	1.00	1.12	1.00	16.70	1.03	17.20
IDITAROI	413.00	59.65	1.00	6.75	1.00	68.40	1.33	90.97
JUNEAU	5,394.45	367.35	3.84	98.71	3.09	472.98	1.00	472.98
KAKE	181.00	18.07	1.00	2.45	1.00	22.52	1.03	23.19
KASHUNAMIUT	228.00	21.20	1.99	3.35	1.00	27.54	1.33	36.63
KENAI	10,199.00	811.08	19.53	118.32	10.67	959.60	1.00	959.60
KETCHIKAN	2,770.00	193.86	2.02	22.47	3.66	222.01	1.00	222.01
KLAWOCK	225.00	21.00	1.00	3.58	1.00	26.58	1.03	27.38
KODIAK	2,757.51	220.54	5.83	31.31	2.86	260.54	1.09	283.99
KUSPUK	459.00	61.94	1.00	6.50	1.00	70.44	1.33	93.69
LAKE AND PENN.	502.00	82.21	1.00	6.78	1.00	90.99	1.31	119.20
LOWER KUSKOKWIM	3,161.50	326.34	45.85	36.24	3.31	411.74	1.42	584.67
LOWER YUKON	1,648.66	174.45	9.27	17.78	1.73	203.23	1.35	274.36
MATSU	11,880.00	881.47	9.20	138.86	12.74	1,042.27	1.00	1,042.27
NENANA	190.00	18.67	1.00	2.25	1.00	22.92	1.20	27.50
NOME	727.95	53.98	1.00	10.77	1.02	66.77	1.34	89.47
NORTH SLOPE	1,704.50	154.22	7.97	10.41	1.80	174.40	1.45	252.88
NORTHWEST ARCTIC	1,863.00	182.62	4.14	21.35	2.43	210.54	1.45	305.28
PELICAN	45.00	7.13	0.00	1.00	1.00	9.13	1.08	9.86
PETERSBURG	733.00	54.50	1.00	6.89	1.00	63.39	1.00	63.39
PRIBILOF	170.00	21.63	1.00	2.35	1.00	25.98	1.30	33.78
SITKA	1,749.00	125.94	1.00	14.10	1.94	142.98	1.00	142.98
SKAGWAY	135.00	15.00	1.00	1.37	1.00	18.37	1.05	19.29
SOUTHEAST	418.00	69.25	1.00	5.64	1.11	77.00	1.04	80.08
SOUTHWEST	595.00	73.32	10.17	5.56	1.00	90.05	1.31	117.97
ST. MARY'S	103.00	12.58	1.00	1.99	1.00	16.57	1.30	21.54
TANANA	106.00	12.83	1.00	1.00	1.00	15.83	1.30	20.58
UNALASKA	396.00	32.40	1.00	3.06	1.00	37.46	1.27	47.57
VALDEZ	900.00	65.58	0.00	9.19	1.00	75.77	1.11	84.10
WRANGELL	533.00	41.53	1.00	6.75	1.00	50.28	1.00	50.28
YAKUTAT	150.00	16.00	1.00	2.24	1.00	20.24	1.08	21.86
YUKON FLATS	398.00	59.06	1.15	4.50	1.00	65.71	1.46	95.94
YUKON/KOYUKUK	609.00	82.34	2.05	11.72	1.81	97.92	1.34	131.21
YUPIIT	366.00	42.03	7.82	6.49	1.00	57.34	1.41	80.85
STATE CCS	1,488.44	90.79	0.00	0.00	0.00	90.79	1.00	90.79
MI. EDGE CUMBE	270.00	23.39	1.00	1.00	1.00	26.39	1.00	26.39
TOTALS	123,563.66	9,510.11	270.57	1,557.96	139.85	11,478.49		12,449.19

FY94 FOUNDATION FUNDING COMMUNITY			
SCHOOL DISTRICT	FUNDING COMMUNITY	ADM BY COMMUNITY	ADM BY DISTRICT
REAA	ADAK	ADAK	495.20 495.20
REAA	ALASKA GATEWAY	ALCAN BORDER	8.00 525.55
		DOT LAKE	21.30
		EAGLE	37.00
		MENTASTA	33.50
		NORTHWAY	87.00
		TANACROSS	20.20
		TETLIN	34.00
		TOK	284.55
REAA	ALEUTIAN REGION	ATKA	16.00 16.00
C/B	ALEUTIAN EAST	AKUTAN	20.00 369.00
		COLD BAY	17.00
		FALSE PASS	21.00
		KING COVE	159.00
		NELSON LAGOON	11.00
		SAND POINT	141.00
C/B	ANCHORAGE	ANCHORAGE	39,420.46 45,645.36
		EAGLE RIVER	6,070.15
		GIRDWOOD	154.75
REAA	ANNETTE ISLAND	ANNETTE	407.00 407.00
REAA	BERING STRAIT	BREVIG MISSION	77.00 1,539.15
		DIOMEDE	62.95
		ELIM	95.00
		GAMBELL	166.30
		GOLOVIN	46.30
		KOYUK	75.00
		SAVOONGA	130.20
		SHAKTOOLIK	63.70
		SHISHMAREF	174.35
		ST. MICHAEL	108.25
		STEBBINS	150.35
		TELLER	80.75
		UNALAKLEET	208.25
		WALES	50.25
		WHITE MOUNTAIN	50.50
C/B	BRISTOL BAY	BRISTOL BAY	255.60 271.60
		SOUTH NAKNEK	16.00
REAA	CHATHAM	ANGOON	157.35 328.55
		CUBE COVE	31.00
		ELFIN COVE	11.00
		GUSTAVUS	85.50
		HOBART BAY	8.00
		KLUKWAN	24.70
		TENAKEE SPRINGS	9.00

FY94 FOUNDATION FUNDING COMMUNITY			
SCHOOL DISTRICT	FUNDING COMMUNITY	ADM BY COMMUNITY	ADM BY DISTRICT
REAA	CHUGACH	CHENEGA BAY	26.00 122.75
		ICY BAY	6.80
		TATITLEK	31.85
		TWO MOON BAY	5.10
		WHITTIER	53.00
STATE	CCS	CCS	1,475.14 1,475.14
REAA	COPPER RIVER	CHISTOCHINA	15.25 596.75
		GLENNALLEN	345.60
		KENNY LAKE	104.75
		SLANA	24.80
		LOTTIE SPARKS	8.00
		COPPER CENTER	77.50
		GAKONA	22.85
C/B	CORDOVA	CORDOVA	511.15 511.15
C/B	CRAIG	CRAIG	367.00 367.00
REAA	DELTA/GREELY	DELTA JUNCTION	983.70 989.70
		HEALY LAKE	8.00
C/B	DENALI	ANDERSON	118.25 375.15
		CANTWELL	26.50
		HEALY	230.40
C/B	DILLINGHAM	DILLINGHAM	485.50 485.50
C/B	FAIRBANKS	FAIRBANKS	10,577.50 15,408.00
		NORTH POLE	3,078.50
		SALCHA	73.00
		TWO RIVERS	126.00
		EIELSON	1,553.00
C/B	GALENA	GALENA	133.10 133.10
C/B	HAINES	HAINES	394.05 409.05
		MOSQUITO LAKE	15.00
C/B	HOONAH	HOONAH	267.00 267.00
C/B	HYDABURG	HYDABURG	109.20 109.20
REAA	IDITAROD	ANVIK	26.00 398.95
		GRAYLING	63.75
		HOLY CROSS	71.05
		LAKE MINCHUMINA	8.00
		LIME VILLAGE	8.50
		MCGRATH	142.60
		NIKOLAI	16.00
		SHAGELUK	42.75
		TAKOTNA	12.30
		TELIDA	8.00

FY94 FOUNDATION FUNDING COMMUNITY				
SCHOOL DISTRICT	FUNDING COMMUNITY	ADM BY COMMUNITY	ADM BY DISTRICT	
C/B	JUNEAU	JUNEAU	5,394.45	5,394.45
C/B	KAKE	KAKE	175.25	175.25
REAA	KASHUNAMIUT	CHEVAK	207.60	207.60
C/B	KENAI PENINSULA	ANCHOR POINT	230.60	9,846.05
		BELUGA	8.00	
		COOPER LANDING	48.35	
		ENGLISH BAY	46.00	
		HOMER	1,280.60	
		HOPE	31.50	
		KACHEMAK SELO	63.30	
		KASILOF	273.75	
		KENAI	1,722.55	
		MCNEIL CANYON	183.90	
		MOOSE PASS	34.00	
		NIKISKI	1,118.50	
		NIKOLAEVSK	162.90	
		NINILCHIK	194.75	
		PORT GRAHAM	38.00	
		RAZDOLNA	36.45	
		SELDOVIA	96.60	
		SEWARD	843.15	
		SOLDOTNA	2,940.75	
		STERLING	354.50	
	TYONEK	34.05		
	VOZNESENKA	103.85		
C/B	KETCHIKAN	KETCHIKAN	2,735.38	2,735.38
C/B	KLAWOCK	KLAWOCK	210.00	210.00
C/B	KODIAK ISLAND	AKHIOK	30.38	2,747.82
		BIG SANDY LAKE	12.00	
		CHINIAK	33.20	
		DANGER BAY	20.00	
		KARLUK	13.00	
		KODIAK	2,428.63	
		LARSEN BAY	21.80	
		OLD HARBOR	86.38	
	OUZINKIE	42.50		
	PORT LIONS	59.93		
REAA	KUSPUK	ANIAK	168.95	443.75
		CHUATHBALUK	35.00	
		CROOKED CREEK	31.60	
		RED DEVIL	25.75	
		SLEETMUTE	22.25	
		STONY RIVER	14.50	
		UPPER KALSKAG	95.20	
	LOWER KALSKAG	50.50		

FY94 FOUNDATION FUNDING COMMUNITY				
SCHOOL DISTRICT	FUNDING COMMUNITY	ADM BY COMMUNITY	ADM BY DISTRICT	
C/B	LAKE & PENINSULA	CHIGNIK BAY	32.25	497.40
		CHIGNIK LAGOON	25.60	
		CHIGNIK LAKE	55.00	
		EGEGIK	25.00	
		IGIUGIG	11.00	
		IVANOF BAY	11.00	
		KOKHANOK	45.50	
		LEVELOK	26.00	
		NEWHALEN	81.75	
		NONDALTON	61.45	
		PEDRO BAY	18.65	
		PERRYVILLE	34.00	
		PILOT POINT	23.00	
		PORT ALSWORTH	14.00	
		PORT HEIDEN	33.20	
REAA		LOWER KUSKOKWIM	AKIUK	
	AKULA		70.60	
	ATMAUTLAUK		76.50	
	BETHEL		1,125.00	
	CHEFORNAK		98.28	
	EEK		57.50	
	GOODNEWS BAY		61.40	
	KIPNUK		154.30	
	KONGIGANAK		88.60	
	KWETHLUK		160.40	
	KWIGILLINGOK		82.25	
	MEKORYUK		38.85	
	NAPAKIAK		76.00	
	NAPASKIAK		92.00	
	NEWTOK		94.00	
	NIGHTMUTE		43.35	
	NUNAPITCHUK		119.35	
	OSCARVILLE		10.50	
	PLATINUM	8.00		
	QUINHAGAK	129.50		
	TOKSOOK BAY	132.50		
	TUNTUTULIAK	87.60		
	TUNUNAK	87.25		
REAA	LOWER YUKON	ALAKANAK	160.15	1,585.25
		EMMONAK	211.10	
		HOOPER BAY	89.15	
		KOTLIK	298.95	
		MARSHALL	159.45	
		MOUNTAIN VILLAGE	232.75	
		PILOT STATION	151.30	
		PITKAS POINT	39.00	
		RUSSIAN MISSION	87.00	
		SCAMMON BAY	110.85	
	SHELDON POINT	45.55		

FY94 FOUNDATION FUNDING COMMUNITY			
SCHOOL DISTRICT	FUNDING COMMUNITY	ADM BY COMMUNITY	ADM BY DISTRICT
STATE	MT EDGECEMBE	MT EDGECEMBE	281.60 281.60
C/B	MAT-SU	BERYOZAVA	13.30 11,336.70
		BIG LAKE	637.00
		BUTTE	384.20
		COLONY	3,313.20
		GLACIER VIEW	48.00
		HOUSTON	585.10
		MAT-SU VALLEY	142.60
		PALMER	2,576.20
		PT. MCKENZIE	376.50
		SKWENTNA	17.00
		SUTTON	77.10
		TALKEETNA	114.40
		TRAPPER CREEK	50.60
		WASILLA	2,836.10
		WILLOW	165.40
C/B	NENANA	NENANA	184.95 184.95
C/B	NOME	NOME	711.75 711.75
C/B	NORTH SLOPE	ANAKTUVUK PASS	79.75 1,623.05
		ATQASUK	44.75
		BARROW	902.25
		KAKTOVIK	43.20
		NUQSUT	108.00
		POINT HOPE	217.30
		POINT LAY	48.55
		WAINWRIGHT	179.25
C/B	NORTHWEST ARCTIC	AMBLER	107.35 1,804.25
		BUCKLAND	118.50
		DEERING	42.40
		KIANA	132.90
		KIVALINA	111.65
		KOBUK	18.15
		KOTZEBUE	717.00
		NOATAK	108.75
		NOORVIK	177.10
		SELAWIK	204.95
		SHUNGNAK	65.50
C/B	PELICAN	PELICAN	45.00 45.00
C/B	PETERSBURG	PETERSBURG	711.10 711.10
REAA	PRIBILOF	ST. GEORGE	43.00 160.60
		ST. PAUL	117.60
C/B	SITKA	CORNER BAY	11.20 1,873.38
		FALSE PASS	25.10
		SITKA	1,837.08

FY94 FOUNDATION FUNDING COMMUNITY			
SCHOOL DISTRICT	FUNDING COMMUNITY	ADM BY COMMUNITY	ADM BY DISTRICT
C/B	SKAGWAY	SKAGWAY	143.00 143.00
REAA	SOUTHEAST ISLAND	BRUCE HILL	7.00 413.75
		CRAIK	17.00
		EDNA BAY	14.00
		HOLLIS	21.20
		HOWARD VALENTINE	42.70
		JR GILDERSLEEVE	14.45
		KASAAN	3.00
		LABOUCHERE BAY	17.00
		MEYER CHUCK	8.00
		NAUKATI	35.15
		POLK INLET	11.00
		PORT ALEXANDER	22.65
		PORT PROTECTION	13.25
		ROWAN BAY	12.00
		SMITH COVE	5.00
		THORNE BAY	151.35
		WHALE PASS	19.00
REAA	SOUTHWEST REGION	ALEKNAGIK NORTH	38.50 554.25
		CLARKS POINT	12.75
		EKWOK	23.85
		KOLIGANEK	55.75
		MANOKOTAK	124.30
		NEW STUYAHOK	114.50
		TOGIAK	168.50
		TWIN HILLS	16.10
C/B	ST. MARY'S	ST. MARY'S	90.10 90.10
C/B	TANANA	TANANA	101.00 101.00
C/B	UNALASKA	UNALASKA	358.60 358.60
C/B	VALDEZ	VALDEZ	896.90 896.90
C/B	WRANGELL	WRANGELL	541.20 541.20
C/B	YAKUTAT	YAKUTAT	150.00 150.00
REAA	YUKON FLATS	ARCTIC VILLAGE	39.70 398.90
		BEAVER	24.10
		BIRCH CREEK	11.00
		CHALKYITSIK	25.80
		CIRCLE	22.00
		FORT YUKON	154.20
		RAMPART	16.00
		STEVENS VILLAGE	29.00
		VENETIE	54.90
		NORTHERN LIGHTS	22.20

FY94 FOUNDATION FUNDING COMMUNITY			
SCHOOL DISTRICT	FUNDING COMMUNITY	ADM BY COMMUNITY	ADM BY DISTRICT
REAA YUKONKOYUKUK	ALLAKAKET	52.00	598.80
	BETTLES	9.00	
	HUGHES	18.30	
	HUSLIA	75.00	
	KALTAG	70.00	
	KOYUKUK	38.70	
	MANLEY HOT SPRINGS	20.20	
	MINTO	76.40	
	NULATO	181.20	
RUBY	62.00		
REAA YUPIIT	AKIACHAK	148.00	366.00
	AKIAK	112.00	
	TULUKSAK	106.00	
TOTAL:			121,395.01

ALASKA DEPARTMENT OF EDUCATION
 PROJECTEL FY95 FOUNDATION PROGRAM ENTITLEMENTS

12/28/93 File:FND95PJ XLS

	BUDGETED FY94 LOCAL REVENUE	1993 FULL VALUE DETERMINATION
ADAK		
ALASKA GATEWAY	0	
ALEUTIAN REGION	0	
ALEUTIANS EAST	919,731	88,639,100
ANCHORAGE	69,784,000	11,571,743,930
ANNETTE ISLANDS	0	
BERING STRAIT	0	
BRISTOL BAY	1,113,226	181,347,300
CHATHAM	0	
CHUGACH	0	
COPPER RIVER	0	
CORDOVA	973,900	174,882,450
CRAIG	279,938	57,618,300
DELTA/GREELY	0	
DENALI	256,664	72,572,400
DILLINGHAM	717,500	127,166,600
FAIRBANKS	25,250,000	3,377,031,860
GALENA	256,573	19,383,700
HAINES	1,046,500	124,255,500
HOONAH	584,035	23,127,700
HYDABURG	36,000	5,686,500
IDITAROD	0	
JUNEAU	13,026,000	1,574,389,000
KAKE	213,738	17,231,200
KASHUNAMIUT	0	
KENAI	26,260,416	3,375,286,040
KETCHIKAN	6,656,993	954,350,400
KLAWOCK	129,980	14,808,300
KODIAK	3,684,400	843,618,100
KUSPUK	0	
LAKE AND PENINSULA	1,177,595	68,357,600
LOWER KUSKOKWIM	0	
LOWER YUKON	0	
MAT-SU	16,103,125	2,037,791,320
NENANA	71,149	14,628,600
NOME	1,118,504	122,757,400
NORTH SLOPE	23,513,705	12,160,137,490
NORTHWEST ARCTIC	2,104,920	307,484,000
PELICAN	68,147	14,044,800
PETERSBURG	1,453,406	191,832,400
PRIBILOF	0	
SITKA	3,701,524	540,479,000
SKAGWAY	491,073	89,643,500
SOUTHEAST	0	
SOUTHWEST	0	
ST. MARY'S	40,837	4,438,300
TANANA	104,000	11,221,100
UNALASKA	1,313,046	351,078,720
VALDEZ	3,893,970	1,117,648,910
WRANGELL	1,147,168	133,060,900
YAKUTAT	353,000	24,915,200
YUKON FLATS	0	
YUKON/KOYUKUK	0	
YUPIIT	0	
STATE CCS	0	
Mt. EDGE CUMBE	0	
TOTALS	\$207,844,763	\$39,792,657,620

ALASKA DEPARTMENT OF EDUCATION
 FY95 PROJECTED FOUNDATION ENTITLEMENTS IF UNIT VALUE IS ADJUSTED.
 and PL81-874 FLOW THROUGH.

12/28/93 File:FND95PJ.XLS

This spreadsheet reflects the total FY95 foundation entitlements if the unit value of \$61,000 is increased by increments of \$100.

ADJUSTED UNIT VALUE >	\$100	\$200	\$300	\$400	\$500
	\$61,100	\$61,200	\$61,300	\$61,400	\$61,500
ADAK	\$515,231	\$519,836	\$524,441	\$529,046	\$533,651
ALASKA GATEWAY	4,872,277	4,881,001	4,889,725	4,898,449	4,907,173
ALEUTIAN REGION	546,647	547,654	548,661	549,668	550,675
ALEUTIANS EAST	3,580,879	3,587,707	3,594,535	3,601,363	3,608,191
ANCHORAGE	195,823,671	196,211,734	196,599,797	196,987,860	197,375,923
ANNETTE ISLANDS	1,304,838	1,308,976	1,313,114	1,317,252	1,321,390
BERING STRAIT	14,699,787	14,730,653	14,761,519	14,792,385	14,823,251
BRISTOL BAY	1,558,005	1,562,051	1,566,097	1,570,143	1,574,189
CHATHAM	2,254,737	2,259,711	2,264,685	2,269,659	2,274,633
CHUGACH	1,691,434	1,694,449	1,697,464	1,700,479	1,703,494
COPPER RIVER	5,036,619	5,045,021	5,053,423	5,061,825	5,070,227
CORDOVA	2,539,421	2,544,749	2,550,077	2,555,405	2,560,733
CRAIG	2,151,772	2,155,698	2,159,624	2,163,550	2,167,476
DELTA/GREELY	5,199,805	5,210,081	5,220,357	5,230,633	5,240,909
DENALI	2,972,202	2,977,596	2,982,990	2,988,384	2,993,778
DILLINGHAM	3,226,979	3,233,561	3,240,143	3,246,725	3,253,307
FAIRBANKS	72,336,900	72,469,022	72,601,144	72,733,266	72,865,388
GALENA	1,413,661	1,416,289	1,418,917	1,421,545	1,424,173
HAINES	2,146,919	2,151,264	2,155,609	2,159,954	2,164,299
HOONAH	1,986,363	1,989,840	1,993,317	1,996,794	2,000,271
HYDABURG	1,015,215	1,016,935	1,018,655	1,020,375	1,022,095
IDITAROD	4,859,202	4,868,299	4,877,396	4,886,493	4,895,590
JUNEAU	22,591,655	22,638,953	22,686,251	22,733,549	22,780,847
KAKE	1,238,533	1,240,852	1,243,171	1,245,490	1,247,809
KASHUNAMIUT	1,911,170	1,914,833	1,918,496	1,922,159	1,925,822
KENAI	45,079,000	45,174,960	45,270,920	45,366,880	45,462,840
KETCHIKAN	9,741,206	9,763,407	9,785,608	9,807,809	9,830,010
KLAWOCK	1,463,029	1,465,767	1,468,505	1,471,243	1,473,981
KODIAK	14,292,209	14,320,608	14,349,007	14,377,406	14,405,805
KUSPUK	5,055,507	5,064,876	5,074,245	5,083,614	5,092,983
LAKE AND PENINSULA	6,722,231	6,734,151	6,746,071	6,757,991	6,769,911
LOWER KUSKOKWIM	30,186,125	30,244,592	30,303,059	30,361,526	30,419,993
LOWER YUKON	12,818,087	12,845,523	12,872,959	12,900,395	12,927,831
MAT-SU	55,522,612	55,626,839	55,731,066	55,835,293	55,939,520
NENANA	1,618,840	1,621,590	1,624,340	1,627,090	1,629,840
NOME	4,952,638	4,961,585	4,970,532	4,979,479	4,988,426
NORTH SLOPE	9,724,922	9,750,210	9,775,498	9,800,786	9,826,074
NORTHWEST ARCTIC	15,846,525	15,877,053	15,907,581	15,938,109	15,968,637
PELICAN	546,267	547,253	548,239	549,225	550,211
PETERSBURG	3,095,718	3,102,057	3,108,396	3,114,735	3,121,074
PRIBILOF	1,615,636	1,619,014	1,622,392	1,625,770	1,629,148
SITKA	6,462,517	6,476,815	6,491,113	6,505,411	6,519,709
SKAGWAY	820,045	821,974	823,903	825,832	827,761
SOUTHEAST	4,337,987	4,345,995	4,354,003	4,362,011	4,370,019
SOUTHWEST	5,912,137	5,923,934	5,935,731	5,947,528	5,959,325
ST. MARY'S	1,234,222	1,236,376	1,238,530	1,240,684	1,242,838
TANANA	1,119,960	1,122,018	1,124,076	1,126,134	1,128,192
UNALASKA	1,960,408	1,965,165	1,969,922	1,974,679	1,979,436
VALDEZ	3,315,857	3,324,267	3,332,677	3,341,087	3,349,497
WRANGELL	2,538,852	2,543,880	2,548,908	2,553,936	2,558,964
YAKUTAT	1,222,702	1,224,888	1,227,074	1,229,260	1,231,446
YUKON FLATS	5,101,148	5,110,742	5,120,336	5,129,930	5,139,524
YUKON/KOYUKUK	6,813,110	6,826,231	6,839,352	6,852,473	6,865,594
YUPIIT	3,898,653	3,906,738	3,914,823	3,922,908	3,930,993
STATE CCS	3,605,725	3,611,626	3,617,528	3,623,429	3,629,330
MI. EDGE CUMBE	1,695,693	1,698,332	1,700,971	1,703,610	1,706,249
SUB - TOTALS	\$625,793,490	\$627,035,231	\$628,276,973	\$629,518,714	\$630,760,455
CONTRACTUAL	3,886,260	3,886,260	3,886,260	3,886,260	3,886,260
EST. PRIOR YEAR ADJ.	1,500,000	1,500,000	1,500,000	1,500,000	1,500,000
FY95 EST. INCREASES	\$631,179,750	\$632,421,491	\$633,663,233	\$634,904,974	\$636,146,715

ALASKA DEPARTMENT OF EDUCATION
 FY95 PROJECTED FOUNDATION ENTITLEMENTS IF UNIT VALUE IS ADJUSTED.
 and PL81-874 FLOW THROUGH.

12/28/93 File:FND95PJ.XLS

This spreadsheet reflects the total FY95 foundation entitlements if the unit value of \$61,000 is increased by increments of \$100.

ADJUSTED UNIT VALUE >	\$600	\$700	\$800	\$900	\$1,000
	\$61,600	\$61,700	\$61,800	\$61,900	\$62,000
ADAK	\$538,256	\$542,861	\$547,466	\$552,071	\$556,676
ALASKA GATEWAY	4,915,897	4,924,621	4,933,345	4,942,069	4,950,793
ALEUTIAN REGION	551,682	552,689	553,696	554,703	555,710
ALEUTIANS EAST	3,615,019	3,621,847	3,628,675	3,635,503	3,642,331
ANCHORAGE	197,763,986	198,152,049	198,540,112	198,928,175	199,316,238
ANNETTE ISLANDS	1,325,528	1,329,666	1,333,804	1,337,942	1,342,080
BERING STRAIT	14,854,117	14,884,983	14,915,849	14,946,715	14,977,581
BRISTOL BAY	1,578,235	1,582,281	1,586,327	1,590,373	1,594,419
CHATHAM	2,279,607	2,284,581	2,289,555	2,294,529	2,299,503
CHUGACH	1,706,509	1,709,524	1,712,539	1,715,554	1,718,569
COPPER RIVER	5,078,629	5,087,031	5,095,433	5,103,835	5,112,237
CORDOVA	2,566,061	2,571,389	2,576,717	2,582,045	2,587,373
CRAIG	2,171,402	2,175,328	2,179,254	2,183,180	2,187,106
DELTA/GREELY	5,251,185	5,261,461	5,271,737	5,282,013	5,292,289
DENALI	2,999,172	3,004,566	3,009,960	3,015,354	3,020,748
DILLINGHAM	3,259,889	3,266,471	3,273,053	3,279,635	3,286,217
FAIRBANKS	72,997,510	73,129,632	73,261,754	73,393,876	73,525,998
GALENA	1,426,801	1,429,429	1,432,057	1,434,685	1,437,313
HAINES	2,168,644	2,172,989	2,177,334	2,181,679	2,186,024
HOONAH	2,003,748	2,007,225	2,010,702	2,014,179	2,017,656
HYDABURG	1,023,815	1,025,535	1,027,255	1,028,975	1,030,695
IDITAROD	4,904,687	4,913,784	4,922,881	4,931,978	4,941,075
JUNEAU	22,928,145	22,875,443	22,922,741	22,970,039	23,017,337
KAKE	1,250,128	1,252,447	1,254,766	1,257,085	1,259,404
KASHUNAMIUT	1,929,485	1,933,148	1,936,811	1,940,474	1,944,137
KENAI	45,558,800	45,654,760	45,750,720	45,846,680	45,942,640
KETCHIKAN	9,852,211	9,874,412	9,896,613	9,918,814	9,941,015
KLAWOCK	1,476,719	1,479,457	1,482,195	1,484,933	1,487,671
KODIAK	14,434,204	14,462,603	14,491,002	14,519,401	14,547,800
KUSPUK	5,102,352	5,111,721	5,121,090	5,130,459	5,139,828
LAKE AND PENINSULA	6,781,831	6,793,751	6,805,671	6,817,591	6,829,511
LOWER KUSKOKWIM	30,478,160	30,536,927	30,595,694	30,654,461	30,713,228
LOWER YUKON	12,955,267	12,982,703	13,010,139	13,037,575	13,065,011
MAT-SU	56,043,747	56,147,974	56,252,201	56,356,428	56,460,655
NENANA	1,632,590	1,635,340	1,638,090	1,640,840	1,643,590
NOME	4,997,373	5,006,320	5,015,267	5,024,214	5,033,161
NORTH SLOPE	9,851,362	9,876,650	9,901,938	9,927,226	9,952,514
NORTHWEST ARCTIC	15,999,165	16,029,693	16,060,221	16,090,749	16,121,277
PELICAN	551,197	552,183	553,169	554,155	555,141
PETERSBURG	3,127,413	3,133,752	3,140,091	3,146,430	3,152,769
PRIBILOF	1,632,526	1,635,904	1,639,282	1,642,660	1,646,038
SITKA	6,534,007	6,548,305	6,562,603	6,576,901	6,591,199
SKAGWAY	829,690	831,619	833,548	835,477	837,406
SOUTHEAST	4,378,027	4,386,035	4,394,043	4,402,051	4,410,059
SOUTHWEST	5,971,122	5,982,919	5,994,716	6,006,513	6,018,310
ST. MARY'S	1,244,992	1,247,146	1,249,300	1,251,454	1,253,608
TANANA	1,130,250	1,132,308	1,134,366	1,136,424	1,138,482
UNALASKA	1,984,193	1,988,950	1,993,707	1,998,464	2,003,221
VALDEZ	3,357,907	3,366,317	3,374,727	3,383,137	3,391,547
WRANGELL	2,563,992	2,569,020	2,574,048	2,579,076	2,584,104
YAKUTAT	1,233,632	1,235,818	1,238,004	1,240,190	1,242,376
YUKON FLATS	5,149,118	5,158,712	5,168,306	5,177,900	5,187,494
YUKON/KOYUKUK	6,878,715	6,891,836	6,904,957	6,918,078	6,931,199
YUPIIT	3,939,078	3,947,163	3,955,248	3,963,333	3,971,418
STATE CCS	3,635,232	3,641,133	3,647,034	3,652,936	3,658,837
MI. EDGE CUMBE	1,708,888	1,711,527	1,714,166	1,716,805	1,719,444
SUB - TOTALS	\$632,002,197	\$633,243,938	\$634,485,679	\$635,727,421	\$636,969,162
CONTRACTUAL	3,886,260	3,886,260	3,886,260	3,886,260	3,886,260
EST. PRIOR YEAR ADJ	1,500,000	1,500,000	1,500,000	1,500,000	1,500,000
FY95 EST. INCREASES	\$637,388,457	\$638,630,198	\$639,871,939	\$641,113,681	\$642,355,422

ALASKA DEPARTMENT OF EDUCATION
 FY95 PROJECTED FOUNDATION INCREASED ENTITLEMENTS IF UNIT VALUE IS ADJUSTED.

12/28/93 File:FND95PJ.XLS

This spreadsheet reflects the increased FY95 foundation entitlements if the unit value of \$61,000 is increased by increments of \$100.

UNIT VALUE INCREASES BY >	\$100	\$200	\$300	\$400	\$500
ADAK	\$4,605	\$9,210	\$13,815	\$18,420	\$23,025
ALASKA GATEWAY	8,724	17,448	26,172	34,896	43,620
ALEUTIAN REGION	1,007	2,014	3,021	4,028	5,035
ALEUTIANS EAST	6,828	13,656	20,484	27,312	34,140
ANCHORAGE	388,063	776,126	1,164,189	1,552,252	1,940,315
ANNETTE ISLANDS	4,138	8,276	12,414	16,552	20,690
BERING STRAIT	30,866	61,732	92,598	123,464	154,330
BRISTOL BAY	4,046	8,092	12,138	16,184	20,230
CHATHAM	4,974	9,948	14,922	19,896	24,870
CHUGACH	3,015	6,030	9,045	12,060	15,075
COPPER RIVER	8,402	16,804	25,206	33,608	42,010
CORDOVA	5,328	10,656	15,984	21,312	26,640
CRAIG	3,926	7,852	11,778	15,704	19,630
DELTA/GREELY	10,276	20,552	30,828	41,104	51,380
DENALI	5,394	10,788	16,182	21,576	26,970
DILLINGHAM	6,582	13,164	19,746	26,328	32,910
FAIRBANKS	132,122	264,244	396,366	528,488	660,610
GALENA	2,628	5,256	7,884	10,512	13,140
HAINES	4,345	8,690	13,035	17,380	21,725
HOONAH	3,477	6,954	10,431	13,908	17,385
HYDABURG	1,720	3,440	5,160	6,880	8,600
IDITAROD	9,097	18,194	27,291	36,388	45,485
JUNEAU	47,298	94,596	141,894	189,192	236,490
KAKE	2,319	4,638	6,957	9,276	11,595
KASHUNAMIUT	3,663	7,326	10,989	14,652	18,315
KENAI	95,960	191,920	287,880	383,840	479,800
KETCHIKAN	22,201	44,402	66,603	88,804	111,005
KLAWOCK	2,738	5,476	8,214	10,952	13,690
KODIAK	28,399	56,798	85,197	113,596	141,995
KUSPUK	9,369	18,738	28,107	37,476	46,845
LAKE AND PENINSULA	11,920	23,840	35,760	47,680	59,600
LOWER KUSKOKWIM	58,467	116,934	175,401	233,868	292,335
LOWER YUKON	27,436	54,872	82,308	109,744	137,180
MAT-SU	104,227	208,454	312,681	416,908	521,135
NENANA	2,750	5,500	8,250	11,000	13,750
NOME	8,947	17,894	26,841	35,788	44,735
NORTH SLOPE	25,288	50,576	75,864	101,152	126,440
NORTHWEST ARCTIC	30,528	61,056	91,584	122,112	152,640
PELICAN	986	1,972	2,958	3,944	4,930
PETERSBURG	6,339	12,678	19,017	25,356	31,695
PRIBILOF	3,378	6,756	10,134	13,512	16,890
SITKA	14,298	28,596	42,894	57,192	71,490
SKAGWAY	1,929	3,858	5,787	7,716	9,645
SOUTHEAST	8,008	16,016	24,024	32,032	40,040
SOUTHWEST	11,797	23,594	35,391	47,188	58,985
ST. MARY'S	2,154	4,308	6,462	8,616	10,770
TANANA	2,058	4,116	6,174	8,232	10,290
UNALASKA	4,757	9,514	14,271	19,028	23,785
VALDEZ	8,410	16,820	25,230	33,640	42,050
WRANGELL	5,028	10,056	15,084	20,112	25,140
YAKUTAT	2,186	4,372	6,558	8,744	10,930
YUKON FLATS	9,594	19,188	28,782	38,376	47,970
YUKON/KOYUKUK	13,121	26,242	39,363	52,484	65,605
YUPIIT	8,085	16,170	24,255	32,340	40,425
STATE CCS	5,901	11,803	17,704	23,605	29,507
MI. EDGE CUMBE	2,639	5,278	7,917	10,556	13,195
SUB - TOTALS	\$1,241,741	\$2,483,483	\$3,725,224	\$4,966,965	\$6,208,707
CONTRACTUAL	0	0	0	0	0
EST. PRIOR YEAR ADJ.	0	0	0	0	0
FY95 EST. INCREASES	\$1,241,741	\$2,483,483	\$3,725,224	\$4,966,965	\$6,208,707

ALASKA DEPARTMENT OF EDUCATION
 FY95 PROJECTED FOUNDATION INCREASED ENTITLEMENTS IF UNIT VALUE IS ADJUSTED.

12/28/93 File:FND95PJ.XLS

This spreadsheet reflects the increased FY95 foundation entitlements if the unit value of \$61,000 is increased by increments of \$100.

UNIT VALUE INCREASES BY >	\$600	\$700	\$800	\$900	\$1,000
ADAK	\$27,630	\$32,235	\$36,840	\$41,445	\$46,050
ALASKA GATEWAY	52,344	61,068	69,792	78,516	87,240
ALEUTIAN REGION	6,042	7,049	8,056	9,063	10,070
ALEUTIANS EAST	40,968	47,796	54,624	61,452	68,280
ANCHORAGE	2,328,378	2,716,441	3,104,504	3,492,567	3,880,630
ANNETTE ISLANDS	24,828	28,966	33,104	37,242	41,380
BERING STRAIT	185,196	216,062	246,928	277,794	308,660
BRISTOL BAY	24,276	28,322	32,368	36,414	40,460
CHATHAM	29,844	34,818	39,792	44,766	49,740
CHUGACH	18,090	21,105	24,120	27,135	30,150
COPPER RIVER	50,412	58,814	67,216	75,618	84,020
CORDOVA	31,968	37,296	42,624	47,952	53,280
CRAIG	23,556	27,482	31,408	35,334	39,260
DELTA/GREELY	61,656	71,932	82,208	92,484	102,760
DENALI	32,364	37,758	43,152	48,546	53,940
DILLINGHAM	39,492	46,074	52,656	59,238	65,820
FAIRBANKS	792,732	924,854	1,056,976	1,189,098	1,321,220
GALENA	15,768	18,396	21,024	23,652	26,280
HAINES	26,070	30,415	34,760	39,105	43,450
HOONAH	20,862	24,339	27,816	31,293	34,770
HYDABURG	10,320	12,040	13,760	15,480	17,200
IDITAROD	54,582	63,679	72,776	81,873	90,970
JUNEAU	283,788	331,086	378,384	425,682	472,980
KAKE	13,914	16,233	18,552	20,871	23,190
KASHUNAMIUT	21,978	25,641	29,304	32,967	36,630
KENAI	575,760	671,720	767,680	863,640	959,600
KETCHIKAN	133,206	155,407	177,608	199,809	222,010
KLAWOCK	16,428	19,166	21,904	24,642	27,380
KODIAK	170,394	198,793	227,192	255,591	283,990
KUSPUK	56,214	65,583	74,952	84,321	93,690
LAKE AND PENINSULA	71,520	83,440	95,360	107,280	119,200
LOWER KUSKOKWIM	350,802	409,269	467,736	526,203	584,670
LOWER YUKON	164,616	192,052	219,488	246,924	274,360
MAT-SU	625,362	729,589	833,816	938,043	1,042,270
NENANA	16,500	19,250	22,000	24,750	27,500
NOME	53,682	62,629	71,576	80,523	89,470
NORTH SLOPE	151,728	177,016	202,304	227,592	252,880
NORTHWEST ARCTIC	183,168	213,696	244,224	274,752	305,280
PELICAN	5,916	6,902	7,888	8,874	9,860
PETERSBURG	38,034	44,373	50,712	57,051	63,390
PRIBILOF	20,268	23,646	27,024	30,402	33,780
SITKA	85,788	100,086	114,384	128,682	142,980
SKAGWAY	11,574	13,503	15,432	17,361	19,290
SOUTHEAST	48,048	56,056	64,064	72,072	80,080
SOUTHWEST	70,782	82,579	94,376	106,173	117,970
ST. MARY'S	12,924	15,078	17,232	19,386	21,540
TANANA	12,348	14,406	16,464	18,522	20,580
UNALASKA	28,542	33,299	38,056	42,813	47,570
VALDEZ	50,460	58,870	67,280	75,690	84,100
WRANGELL	30,168	35,196	40,224	45,252	50,280
YAKUTAT	13,116	15,302	17,488	19,674	21,860
YUKON FLATS	57,564	67,158	76,752	86,346	95,940
YUKON/KOYUKUK	78,726	91,847	104,968	118,089	131,210
YUPIIT	48,510	56,595	64,680	72,765	80,850
STATE CCS	35,408	41,309	47,211	53,112	59,014
MI. EDGE CUMBE	15,834	18,473	21,112	23,751	26,390
SUB - TOTALS	\$7,450,448	\$8,692,189	\$9,933,931	\$11,175,672	\$12,417,414
CONTRACTUAL	0	0	0	0	0
EST. PRIOR YEAR ADJ.	0	0	0	0	0
FY95 EST INCREASES	\$7,450,448	\$8,692,189	\$9,933,931	\$11,175,672	\$12,417,414

ALASKA DEPARTMENT OF EDUCATION
 FY95 PROJECTED FOUNDATION ENTITLEMENTS IF UNIT VALUE IS ADJUSTED,
 and PL81-874 FLOW THROUGH.

12/28/93 File:FND95PJ.XLS

This spreadsheet reflects the total FY95 foundation entitlements if the unit value of \$61,000 is increased by increments of \$1,000.

ADJUSTED UNIT VALUE >	\$62,000	\$63,000	\$64,000	\$65,000	\$66,000	\$67,000
ADAK	\$556,676	\$602,726	\$648,776	\$694,826	\$740,876	\$786,926
ALASKA GATEWAY	4,950,793	5,038,033	5,125,273	5,212,513	5,299,753	5,386,993
ALEUTIAN REGION	555,710	565,780	575,850	585,920	595,990	606,060
ALEUTIANS EAST	3,642,331	3,710,611	3,778,891	3,847,171	3,915,451	3,983,731
ANCHORAGE	199,316,238	203,196,868	207,077,498	210,958,128	214,838,758	218,719,388
ANNETTE ISLANDS	1,342,080	1,383,460	1,424,840	1,466,220	1,507,600	1,548,980
BERING STRAIT	14,977,581	15,286,241	15,594,901	15,903,561	16,212,221	16,520,881
BRISTOL BAY	1,594,419	1,634,879	1,675,339	1,715,799	1,756,259	1,796,719
CHATHAM	2,299,503	2,349,243	2,398,983	2,448,723	2,498,463	2,548,203
CHUGACH	1,718,569	1,748,719	1,778,869	1,809,019	1,839,169	1,869,319
COPPER RIVER	5,112,237	5,196,257	5,280,277	5,364,297	5,448,317	5,532,337
CORDOVA	2,587,373	2,640,653	2,693,933	2,747,213	2,800,493	2,853,773
CRAIG	2,187,106	2,226,366	2,265,626	2,304,886	2,344,146	2,383,406
DELTA/GREELY	5,292,289	5,395,049	5,497,809	5,600,569	5,703,329	5,806,089
DENALI	3,020,748	3,074,688	3,128,628	3,182,568	3,236,508	3,290,448
DILLINGHAM	3,286,217	3,352,037	3,417,857	3,483,677	3,549,497	3,615,317
FAIRBANKS	73,525,998	74,847,218	76,168,438	77,489,658	78,810,878	80,132,098
GALENA	1,437,313	1,463,593	1,489,873	1,516,153	1,542,433	1,568,713
HAINES	2,186,024	2,229,474	2,272,924	2,316,374	2,359,824	2,403,274
HOONAH	2,017,656	2,052,426	2,087,196	2,121,966	2,156,736	2,191,506
HYDABURG	1,030,695	1,047,895	1,065,095	1,082,295	1,099,495	1,116,695
IDITAROD	4,941,075	5,032,045	5,123,015	5,213,985	5,304,955	5,395,925
JUNEAU	23,017,337	23,490,317	23,963,297	24,436,277	24,909,257	25,382,237
KAKE	1,259,404	1,282,594	1,305,784	1,328,974	1,352,164	1,375,354
KASHUNAMIUT	1,944,137	1,980,767	2,017,397	2,054,027	2,090,657	2,127,287
KENAI	45,942,640	46,902,240	47,861,840	48,821,440	49,781,040	50,740,640
KETCHIKAN	9,941,015	10,163,025	10,385,035	10,607,045	10,829,055	11,051,065
KLAWOCK	1,487,671	1,515,051	1,542,431	1,569,811	1,597,191	1,624,571
KODIAK	14,547,800	14,831,790	15,115,780	15,399,770	15,683,760	15,967,750
KUSPUK	5,139,828	5,233,518	5,327,208	5,420,898	5,514,588	5,608,278
LAKE AND PENINSULA	6,829,511	6,948,711	7,067,911	7,187,111	7,306,311	7,425,511
LOWER KUSKOKWIM	30,712,328	31,296,998	31,881,668	32,466,338	33,051,008	33,635,678
LOWER YUKON	13,065,011	13,339,371	13,613,731	13,888,091	14,162,451	14,436,811
MAT-SU	56,460,655	57,502,925	58,545,195	59,587,465	60,629,735	61,672,005
NENANA	1,643,590	1,671,090	1,698,590	1,726,090	1,753,590	1,781,090
NOME	5,033,161	5,122,631	5,212,101	5,301,571	5,391,041	5,480,511
NORTH SLOPE	9,952,514	10,205,394	10,458,274	10,711,154	10,964,034	11,216,914
NORTHWEST ARCTIC	16,121,277	16,426,557	16,731,837	17,037,117	17,342,397	17,647,677
PELICAN	555,141	565,001	574,861	584,721	594,581	604,441
PETERSBURG	3,152,769	3,216,159	3,279,549	3,342,939	3,406,329	3,469,719
PRIBILOF	1,646,038	1,679,818	1,713,598	1,747,378	1,781,158	1,814,938
SITKA	6,591,199	6,734,179	6,877,159	7,020,139	7,163,119	7,306,099
SKAGWAY	837,406	856,696	875,986	895,276	914,566	933,856
SOUTHEAST	4,410,059	4,490,139	4,570,219	4,650,299	4,730,379	4,810,459
SOUTHWEST	6,018,310	6,136,280	6,254,250	6,372,220	6,490,190	6,608,160
ST MARY'S	1,253,608	1,275,148	1,296,688	1,318,228	1,339,768	1,361,308
TANANA	1,138,482	1,159,062	1,179,642	1,200,222	1,220,802	1,241,382
UNALASKA	2,003,221	2,050,791	2,098,361	2,145,931	2,193,501	2,241,071
VALDEZ	3,391,547	3,475,647	3,559,747	3,643,847	3,727,947	3,812,047
WRANGELL	2,584,104	2,634,384	2,684,664	2,734,944	2,785,224	2,835,504
YAKUTAT	1,242,376	1,264,236	1,286,096	1,307,956	1,329,816	1,351,676
YUKON FLATS	5,187,494	5,283,434	5,379,374	5,475,314	5,571,254	5,667,194
YUKON/KOYUKUK	6,931,199	7,062,409	7,193,619	7,324,829	7,456,039	7,587,249
YUPIIT	3,971,418	4,052,268	4,133,118	4,213,968	4,294,818	4,375,668
STATE CCS	3,658,837	3,717,851	3,776,864	3,835,878	3,894,891	3,953,905
MI. EDGEC'MBE	1,719,444	1,745,834	1,772,224	1,798,614	1,825,004	1,851,394
SUB - TOTALS	\$636,979,162	\$649,386,576	\$661,803,989	\$674,221,403	\$686,638,816	\$699,056,230
CCNTRACTUAL	3,886,260	3,886,260	3,886,260	3,886,260	3,886,260	3,886,260
EST PRIOR YEAR ADJ.	1,500,000	1,500,000	1,500,000	1,500,000	1,500,000	1,500,000
FY95 EST. INCREASES	\$642,355,422	\$654,772,836	\$667,190,249	\$679,607,663	\$692,025,076	\$704,442,490

ALASKA DEPARTMENT OF EDUCATION
 FY95 PROJECTED FOUNDATION INCREASED ENTITLEMENTS IF UNIT VALUE IS ADJUSTED.

12/28/93 File:FND95PJ.XLS

This spreadsheet reflects the increased FY95 foundation entitlements if the unit value of \$61,000 is increased by increments of \$1,000.

UNIT VALUE INCREASES BY >	\$1 000	\$2,000	\$3,000	\$4 000	\$5,000	\$6,000
ADAK	\$46,050	\$92,100	\$138,150	\$184,200	\$230,250	\$276,300
ALASKA GATEWAY	87,240	174,480	261,720	348,960	436,200	523,440
ALEUTIAN REGION	10,070	20,140	30,210	40,280	50,350	60,420
ALEUTIANS EAST	68,280	136,560	204,840	273,120	341,400	409,680
ANCHORAGE	3,880,630	7,761,260	11,641,890	15,522,520	19,403,150	23,283,780
ANNETTE ISLANDS	41,380	82,760	124,140	165,520	206,900	248,280
BERING STRAIT	308,660	617,320	925,980	1,234,640	1,543,300	1,851,960
BRISTOL BAY	40,460	80,920	121,380	161,840	202,300	242,760
CHATHAM	49,740	99,480	149,220	198,960	248,700	298,440
CHUGACH	30,150	60,300	90,450	120,600	150,750	180,900
COPPER RIVER	84,020	168,040	252,060	336,080	420,100	504,120
CORDOVA	53,280	106,560	159,840	213,120	266,400	319,680
CRAIG	39,260	78,520	117,780	157,040	196,300	235,560
DELTA/GREELY	102,760	205,520	308,280	411,040	513,800	616,560
DENALI	53,940	107,880	161,820	215,760	269,700	323,640
DILLINGHAM	65,820	131,640	197,460	263,280	329,100	394,920
FAIRBANKS	1,321,220	2,642,440	3,963,660	5,284,880	6,606,100	7,927,320
GALENA	26,280	52,560	78,840	105,120	131,400	157,680
HAINES	43,450	86,900	130,350	173,800	217,250	260,700
HOONAH	34,770	69,540	104,310	139,080	173,850	208,620
HYDABURG	17,200	34,400	51,600	68,800	86,000	103,200
IDITAROD	90,970	181,940	272,910	363,880	454,850	545,820
JUNEAU	472,980	945,960	1,418,940	1,891,920	2,364,900	2,837,880
KAKE	23,190	46,380	69,570	92,760	115,950	139,140
KASHUNAMIUT	36,630	73,260	109,890	146,520	183,150	219,780
KENAI	959,600	1,919,200	2,878,800	3,838,400	4,798,000	5,757,600
KETCHIKAN	222,010	444,020	666,030	888,040	1,110,050	1,332,060
KLAWOCK	27,380	54,760	82,140	109,520	136,900	164,280
KODIAK	283,990	567,980	851,970	1,135,960	1,419,950	1,703,940
KUSPUK	93,690	187,380	281,070	374,760	468,450	562,140
LAKE AND PENINSULA	119,200	238,400	357,600	476,800	596,000	715,200
LOWER KUSKOKWIM	584,670	1,169,340	1,754,010	2,338,680	2,923,350	3,508,020
LOWER YUKON	274,360	548,720	823,080	1,097,440	1,371,800	1,646,160
MAT-SU	1,042,270	2,084,540	3,126,810	4,169,080	5,211,350	6,253,620
NENANA	27,500	55,000	82,500	110,000	137,500	165,000
NOME	89,470	178,940	268,410	357,880	447,350	536,820
NORTH SLOPE	252,880	505,760	758,640	1,011,520	1,264,400	1,517,280
NORTHWEST ARCTIC	305,280	610,560	915,840	1,221,120	1,526,400	1,831,680
PELICAN	9,860	19,720	29,580	39,440	49,300	59,160
PETERSBURG	63,390	126,780	190,170	253,560	316,950	380,340
PRIBILOF	33,780	67,560	101,340	135,120	168,900	202,680
SITKA	142,980	285,960	428,940	571,920	714,900	857,880
SKAGWAY	19,290	38,580	57,870	77,160	96,450	115,740
SOUTHEAST	80,080	160,160	240,240	320,320	400,400	480,480
SOUTHWEST	117,970	235,940	353,910	471,880	589,850	707,820
ST MARY'S	21,540	43,080	64,620	86,160	107,700	129,240
TANANA	20,580	41,160	61,740	82,320	102,900	123,480
UNALASKA	47,570	95,140	142,710	190,280	237,850	285,420
VALDEZ	84,100	168,200	252,300	336,400	420,500	504,600
WRANGELL	50,280	100,560	150,840	201,120	251,400	301,680
YAKUTAT	21,860	43,720	65,580	87,440	109,300	131,160
YUKON FLATS	95,940	191,880	287,820	383,760	479,700	575,640
YUKON/KOYUKUK	131,210	262,420	393,630	524,840	656,050	787,260
YUPIIT	80,850	161,700	242,550	323,400	404,250	485,100
STATE CCS	59,014	118,027	177,041	236,054	295,068	354,081
Mt. EDGE CUMBE	26,390	52,780	79,170	105,560	131,950	158,340
SUB - TOTALS	\$12,417,414	\$24,834,827	\$37,252,241	\$49,669,654	\$62,087,068	\$74,504,481
CONTRACTUAL	0	0	0	0	0	0
EST PRIOR YEAR ADJ	0	0	0	0	0	0
FY95 EST INCREASES	\$12,417,414	\$24,834,827	\$37,252,241	\$49,669,654	\$62,087,068	\$74,504,481

ALASKA DEPARTMENT OF EDUCATION
 FY95 PROJECTED FOUNDATION ENTITLEMENTS IF UNIT VALUE IS ADJUSTED.
 and PL81-874 FLOW THROUGH.

12/28/93 File:FND95PJ.XLS

This spreadsheet reflects the total FY95 foundation entitlements if the unit value of \$61,000 is increased by increments of \$500.

ADJUSTED UNIT VALUE >	\$62,000	\$62,500	\$63,000	\$63,500	\$64,000
ADAK	\$556,676	\$579,701	\$602,726	\$625,751	\$648,776
ALASKA GATEWAY	4,950,793	4,994,413	5,038,033	5,081,653	5,125,273
ALEUTIAN REGION	555,710	560,745	565,780	570,815	575,850
ALEUTIANS EAST	3,642,331	3,676,471	3,710,611	3,744,751	3,778,891
ANCHORAGE	199,316,238	201,255,553	203,196,868	205,137,183	207,077,498
ANNETTE ISLANDS	1,342,080	1,362,770	1,383,460	1,404,150	1,424,840
BERING STRAIT	14,977,581	15,131,911	15,286,241	15,440,571	15,594,901
BRISTOL BAY	1,594,419	1,614,649	1,634,879	1,655,109	1,675,339
CHATHAM	2,299,503	2,324,373	2,349,243	2,374,113	2,398,983
CHUGACH	1,718,569	1,733,644	1,748,719	1,763,794	1,778,869
COPPER RIVER	5,112,237	5,154,247	5,196,257	5,238,267	5,280,277
CORDOVA	2,587,373	2,614,013	2,640,653	2,667,293	2,693,933
CRAIG	2,187,106	2,206,736	2,226,366	2,245,996	2,265,626
DELTA/GREELY	5,292,289	5,343,669	5,395,049	5,446,429	5,497,809
DENALI	3,020,748	3,047,718	3,074,688	3,101,658	3,128,628
DILLINGHAM	3,286,217	3,319,127	3,352,037	3,384,947	3,417,857
FAIRBANKS	73,525,998	74,186,608	74,847,218	75,507,828	76,168,438
GALENA	1,437,313	1,450,453	1,463,593	1,476,733	1,489,873
HAINES	2,186,024	2,207,749	2,229,474	2,251,199	2,272,924
HOONAH	2,017,656	2,035,041	2,052,426	2,069,811	2,087,196
HYDABURG	1,030,695	1,039,295	1,047,895	1,056,495	1,065,095
IDITAROD	4,941,075	4,986,560	5,032,045	5,077,530	5,123,015
JUNEAU	23,017,337	23,253,827	23,490,317	23,726,807	23,963,297
KAKE	1,259,404	1,270,999	1,282,594	1,294,189	1,305,784
KASHUNAMIUT	1,944,137	1,962,452	1,980,767	1,999,082	2,017,397
KENAI	45,942,640	46,422,440	46,902,240	47,382,040	47,861,840
KETCHIKAN	9,941,015	10,052,020	10,163,025	10,274,030	10,385,035
KLAWOCK	1,487,671	1,501,361	1,515,051	1,528,741	1,542,431
KODIAK	14,547,800	14,689,795	14,831,790	14,973,785	15,115,780
KUSPUK	5,139,828	5,186,673	5,233,518	5,280,363	5,327,208
LAKE AND PENINSULA	6,829,511	6,889,111	6,948,711	7,008,311	7,067,911
LOWER KUSKOKWIM	30,712,328	31,004,663	31,296,998	31,589,333	31,881,668
LOWER YUKON	13,065,011	13,202,191	13,339,371	13,476,551	13,613,731
MAT-SU	56,460,655	56,981,790	57,502,925	58,024,060	58,545,195
NENANA	1,643,590	1,657,340	1,671,090	1,684,840	1,698,590
NOME	5,033,161	5,077,896	5,122,631	5,167,366	5,212,101
NORTH SLOPE	9,952,514	10,078,954	10,205,394	10,331,834	10,458,274
NORTHWEST ARCTIC	16,121,277	16,273,917	16,426,557	16,579,197	16,731,837
PELICAN	555,141	560,071	565,001	569,931	574,861
PETERSBURG	3,152,769	3,184,464	3,216,159	3,247,854	3,279,549
PRIBILOF	1,646,038	1,662,928	1,679,818	1,696,708	1,713,598
SITKA	6,591,199	6,662,689	6,734,179	6,805,669	6,877,159
SKAGWAY	837,406	847,051	856,696	866,341	875,986
SOUTHEAST	4,410,059	4,450,099	4,490,139	4,530,179	4,570,219
SOUTHWEST	6,018,310	6,077,295	6,136,280	6,195,265	6,254,250
ST. MARY'S	1,253,608	1,264,378	1,275,148	1,285,918	1,296,688
TANANA	1,138,482	1,148,772	1,159,062	1,169,352	1,179,642
UNALASKA	2,003,221	2,027,006	2,050,791	2,074,576	2,098,361
VALDEZ	3,391,547	3,433,597	3,475,647	3,517,697	3,559,747
WRANGELL	2,584,104	2,609,244	2,634,384	2,659,524	2,684,664
YAKUTAT	1,242,376	1,253,306	1,264,236	1,275,166	1,286,096
YUKON FLATS	5,187,494	5,235,464	5,283,434	5,331,404	5,379,374
YUKON/KOYUKUK	6,931,199	6,996,804	7,062,409	7,128,014	7,193,619
YUPIIT	3,971,418	4,011,843	4,052,268	4,092,693	4,133,118
STATE CCS	3,658,837	3,688,344	3,717,851	3,747,357	3,776,864
MI. EDGE CUMBE	1,719,444	1,732,639	1,745,834	1,759,029	1,772,224
SUB - TOTALS	\$636,969,162	\$643,177,869	\$649,386,576	\$655,595,282	\$661,803,989
CONTRACTUAL	3,886,260	3,886,260	3,886,260	3,886,260	3,886,260
EST. PRIOR YEAR ADJ	1,500,000	1,500,000	1,500,000	1,500,000	1,500,000
FY95 EST. INCREASES	\$642,355,422	\$648,564,129	\$654,772,836	\$660,981,542	\$667,190,249

ALASKA DEPARTMENT OF EDUCATION
 FY95 PROJECTED FOUNDATION INCREASED ENTITLEMENTS IF UNIT VALUE IS ADJUSTED.

12/28/93 File:FND95PJ.XLS

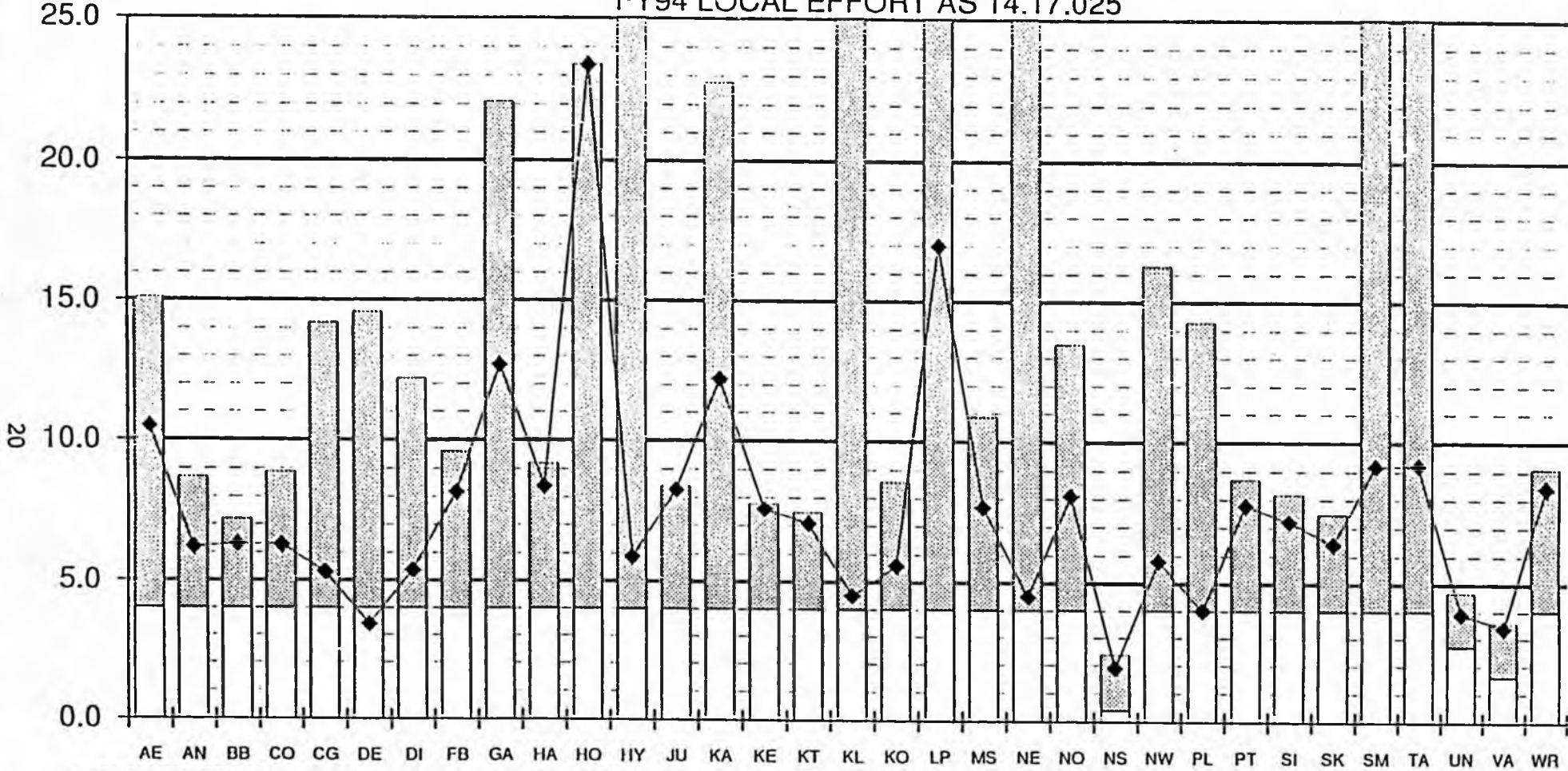
This spreadsheet reflects the increased FY95 foundation entitlements if the unit value of \$61,000 is increased by increments of \$500.

UNIT VALUE INCREASES BY >	\$1,000	\$1,500	\$2,000	\$2,500	\$3,000
ADAK	\$46,050	\$69,075	\$92,100	\$115,125	\$138,150
ALASKA GATEWAY	87,240	130,860	174,480	218,100	261,720
ALEUTIAN REGION	10,070	15,105	20,140	25,175	30,210
ALEUTIANS EAST	68,280	102,420	136,560	170,700	204,840
ANCHORAGE	3,880,630	5,820,945	7,761,260	9,701,575	11,641,890
ANNETTE ISLANDS	41,380	62,070	82,760	103,450	124,140
BERING STRAIT	308,660	462,990	617,320	771,650	925,980
BRISTOL BAY	40,460	60,690	80,920	101,150	121,380
CHATHAM	49,740	74,610	99,480	124,350	149,220
CHUGACH	30,150	45,225	60,300	75,375	90,450
COPPER RIVER	84,020	126,030	168,040	210,050	252,060
CORDOVA	53,280	79,920	106,560	133,200	159,840
CRAIG	39,260	58,890	78,520	98,150	117,780
DELTA/GREELY	102,760	154,140	205,520	256,900	308,280
DENALI	53,940	80,910	107,880	134,850	161,820
DILLINGHAM	65,820	98,730	131,640	164,550	197,460
FAIRBANKS	1,321,220	1,981,830	2,642,440	3,303,050	3,963,660
GALENA	26,280	39,420	52,560	65,700	78,840
HAINES	43,450	65,175	86,900	108,625	130,350
HOONAH	34,770	52,155	69,540	86,925	104,310
HYDABURG	17,200	25,800	34,400	43,000	51,600
IDITAROD	90,970	136,455	181,940	227,425	272,910
JUNEAU	472,980	709,470	945,960	1,182,450	1,418,940
KAKE	23,130	34,785	46,380	57,975	69,570
KASHUNAMIUT	36,630	54,945	73,260	91,575	109,890
KENA'	959,600	1,439,400	1,919,200	2,399,000	2,878,800
KETCHIKAN	222,010	333,015	444,020	555,025	666,030
KLAWOCK	27,380	41,070	54,760	68,450	82,140
KODIAK	283,990	425,985	567,980	709,975	851,970
KUSPUK	93,690	140,535	187,380	234,225	281,070
LAKE AND PENINSULA	119,200	178,800	238,400	298,000	357,600
LOWER KUSKOKWIM	584,670	877,005	1,169,340	1,461,675	1,754,010
LOWER YUKON	274,360	411,540	548,720	685,900	823,080
MAT-SU	1,042,270	1,563,405	2,084,540	2,605,675	3,126,810
NENANA	27,500	41,250	55,000	68,750	82,500
NOME	89,470	134,205	178,940	223,675	268,410
NORTH SLOPE	252,880	379,320	505,760	632,200	758,640
NORTHWEST ARCTIC	305,280	457,920	610,560	763,200	915,840
PELICAN	9,860	14,790	19,720	24,650	29,580
PETERSBURG	63,390	95,085	126,780	158,475	190,170
PRIBILOF	33,780	50,670	67,560	84,450	101,340
SITKA	142,980	214,470	285,960	357,450	428,940
SKAGWAY	19,290	28,935	38,580	48,225	57,870
SOUTHEAST	80,080	120,120	160,160	200,200	240,240
SOUTHWEST	117,970	176,955	235,940	294,925	353,910
ST. MARY'S	21,540	32,310	43,080	53,850	64,620
TANANA	20,580	30,870	41,160	51,450	61,740
UNALASKA	47,570	71,355	95,140	118,925	142,710
VALDEZ	84,100	126,150	168,200	210,250	252,300
WRANGELL	50,280	75,420	100,560	125,700	150,840
YAKUTAT	21,860	32,790	43,720	54,650	65,580
YUKON FLATS	95,940	143,910	191,880	239,850	287,820
YUKONKOYUKUK	131,210	196,815	262,420	328,025	393,630
YUPIIT	80,850	121,275	161,700	202,125	242,550
STATE CCS	-9,014	88,520	118,027	147,534	177,041
MI. EDGE/CUMDE	25,390	39,585	52,780	65,975	79,170
SUB - TOTALS	\$12,417,414	\$18,626,120	\$24,834,827	\$31,043,534	\$37,252,241
CONTRACTUAL	0	0	0	0	0
EST PRIOR YEAR ADJ.	0	0	0	0	0
FY95 EST INCREASES	\$12,417,414	\$18,626,120	\$24,834,827	\$31,043,534	\$37,252,241

MILL EQUIVALENT OF TAX EFFORT

FY94 LOCAL EFFORT AS 14.17.025

MILL EQUIVALENT



MINIMUM required local effort
 ALLOWABLE EXCESS 23% of Basic Need
—◆— LOCAL CONTRIBUTION FY94 Budgeted Revenue AS 14.17.250(7)

THIS CHART HAS BEEN LIMITED TO 25 MILLS.

ALASKA DEPARTMENT OF EDUCATION
FY94 FOUNDATION PROGRAM AS 14.17.025

/1

Abbreviations for chart on page 1.

		(1992 Value)	ALLOWABLE	AS 14.17.250(7)	1992 FULL VALUE	FY94	ALLOWABLE	TOTAL	AS 14.17.250(7)
		REQUIRED	EXCESS	BUDGETED	DETERMINATION	REQUIRED	EXCESS	ALLOWABLE	BUDGETED
		MILL EQUIV.	MILL EQUIV.	MILL EQUIV.	BY C&RA	LOCAL		LOCAL	LOCAL
ALEUTIANS EAST	= AE	4.0	11.1	10.5	\$86,859,000	\$347,436	\$961,476	\$1,308,912	\$914,731
ANCHORAGE	= AN	4.0	4.7	6.2	11,256,384,640	45,025,539	52,859,428	97,884,967	69,545,000
BRISTOL BAY	= BB	4.0	3.2	6.3	173,673,500	694,694	562,884	1,257,578	1,093,726
CORDOVA	= CO	4.0	4.9	6.3	151,877,040	607,508	739,521	1,347,029	964,000
CRAIG	= CG	4.0	10.2	5.3	50,954,200	203,817	520,373	723,549	271,618
DENALI	= DE	4.0	10.6	3.4	72,572,400	290,290	770,528	1,060,818	249,756
DILLINGHAM	= DI	4.0	8.2	5.4	121,235,100	484,940	992,762	1,477,703	655,500
FAIRBANKS	= FB	4.0	5.6	8.2	3,256,294,590	13,025,178	18,311,956	31,337,134	26,745,000
GALENA	= GA	4.0	18.1	12.7	19,965,100	79,860	360,711	440,571	253,573
HAINES	= HA	4.0	5.2	8.4	122,749,700	490,999	636,962	1,127,961	1,033,000
HOONAH	= HO	4.0	19.4	23.4	22,813,100	91,252	443,208	534,460	534,460
HYDABURG	= HY	4.0	21.0	5.9	5,736,300	22,945	251,277	274,222	34,000
JUNEAU	= JU	4.0	4.4	8.3	1,566,985,160	6,267,941	6,916,790	13,184,731	13,046,000
KAKE	= KA	4.0	18.8	12.2	16,951,200	67,805	318,902	386,707	207,453
KENAI	= KE	4.0	3.8	7.6	3,465,369,120	13,861,476	13,108,369	26,969,845	26,395,416
KETCHIKAN	= KT	4.0	3.5	7.1	933,887,400	3,735,550	3,259,730	6,995,280	6,669,993
KLAWOCK	= KL	4.0	21.0	4.5	14,793,800	59,175	357,344	416,519	67,000
KODIAK	= KO	4.0	4.6	5.6	829,302,700	3,317,211	3,833,136	7,150,347	4,647,120
KAKE AND PENINSULA	= LP	4.0	21.0	17.0	68,423,800	273,695	1,526,464	1,800,159	1,166,195
MAT-SU	= MS	4.0	6.9	7.7	2,020,623,780	8,082,495	13,844,383	21,926,878	15,652,925
NENANA	= NE	4.0	21.0	4.5	15,112,200	60,449	382,458	442,907	67,449
NOME	= NO	4.0	9.5	8.1	126,631,300	506,525	1,205,598	1,712,123	1,025,149
NORTH SLOPE /2	= NS	0.4	2.0	1.9	12,537,472,080	4,883,599	25,074,944	29,958,543	23,458,705
NORTHWEST ARCTIC	= NW	4.0	12.3	5.8	326,931,100	1,307,724	4,028,995	5,336,719	1,904,920
PELICAN	= PL	4.0	10.3	4.0	13,922,600	55,690	143,948	199,638	55,690
PETERSBURG	= PT	4.0	4.7	7.8	186,577,700	746,311	871,123	1,617,434	1,449,406
SITKA	= SI	4.0	4.2	7.2	517,476,500	2,069,906	2,166,793	4,236,699	3,729,524
SKAGWAY	= SK	4.0	3.5	6.4	76,393,200	305,573	266,710	572,283	491,073
ST. MARY'S	= SM	4.0	21.0	9.2	4,459,300	17,837	337,422	355,259	40,837
TANANA	= TA	4.0	21.0	9.2	11,245,600	44,982	304,591	349,573	103,000
UNALASKA /2	= UN	2.7	2.0	3.9	331,802,860	881,542	663,606	1,545,148	1,309,746
VALDEZ /2	= VA	1.6	2.0	3.4	1,146,257,830	1,799,592	2,292,516	4,092,108	3,845,970
WRANGELL	= WR	4.0	5.1	8.4	132,997,300	531,989	674,703	1,206,692	1,120,168
YAKUTAT	= YA	4.0	14.5	12.1	19,957,200	79,829	288,597	368,426	241,484
TOTALS			Average contribution in mills >	7.8	\$39,704,698,400	\$110,321,354	\$159,278,209	\$269,598,922	\$208,989,587

/1 Can not exceed the total allowable local.

/2 Required local effort is limited to 35% of Basic Need of the preceeding year. Allowable excess is 2 mills.



Alaska State Legislature

Please enter into the record my testimony to the House HESS
 committee name
 committee on CS HB 361 work draft (HESS), dated 2-14-91
 bill/subject

As a minimum we should increase the foundation formula a minimum of 5% in an effort to keep from losing additional ground and resulting in a negative impact on students.

In our district (REAA #15) a majority of teacher supplement their classrooms in \$ figures in the 100's + even 1,000's of dollars.

Our administration has increased dramatically ~~\$~~ over the last several years in both numbers & \$ paid to those individuals.

We have engaged in massive remodeling of central & building offices while ignoring the learning stations occupied by students & teachers.

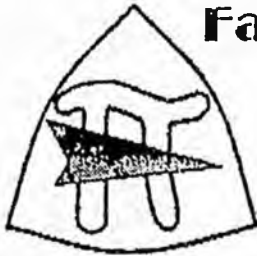
Admin salaries & fringes keep growing while supplies for classrooms as well as teacher salaries are frozen or going up @ a level much less than inflation. Please stand up and support the reality that we must fund the education of our future leaders.

Signed: [Signature]
 Testifier

SELF

Representing (Optional)
Box 671 DELTA JCT AK 99737
 Address

869-3105
 Phone No.



Fairbanks Education Association

2118 S CUSHMAN STREET
FAIRBANKS, ALASKA 99701
(907) 456-4435

Friday, February 11, 1994

Dear Representative Cynthia Toohey,

I want to talk about two bills today and had planned on coming to this afternoon's teleconference, however, I have a severe sore throat and talking is becoming more difficult as the minutes pass. The importance of these two bills require me to comment regardless of how I feel physically.

First, CSHB 84, with regards to tenure. My biggest concern is that this idea of lengthening tenure is not for the purpose intended, which is to guarantee quality employees, but rather to increase the time that districts have to lay off non-tenured teachers for financial purposes. We have had in this state more than one district that did not handle their finances in a fiscally sound manner. With a two-year tenure process, districts have to pay close attention to their evaluation process to ensure they have quality teachers. Proper evaluation is one of the keys to quality teachers. Districts have complete control over evaluation.

Second, is HB 361, which appropriates sufficient funding for a \$61,000 instructional unit and fully funds transportation. I urge you to support this bill to allow districts to maintain funding as new students arrive. Teaching is a tougher job than most think. Federal, state, and local mandates continue to add to the already long list, more responsibilities to teachers without giving them adequate time to plan. When funding decreases and student population increases, student class sizes increase. With increase in class size, each individual student gets less individual help. If all students came in equally cared for maybe that wouldn't be a problem. Unfortunately, that's not the case. Students coming in to our classrooms are bringing with them an increasing number of problems. When funding decreases, solving those problems becomes more of a process of determining priorities. All students deserve equal attention and supporting this bill will begin to help alleviate the load.

I appreciate your attention to this matter and taking the time to read this letter.

Sincerely,

Alexander McFarlane

HOUSE COMMITTEE REPORT

(9)

Date Referred: January 11, 1994

FURTHER REFERRALS:

Finance

Date of Committee Action: 3/1/94

The HEALTH, EDUCATION AND SOCIAL SERVICES Committee considered:

HB 361

HOUSE BILL NO. 361

APPROP: EDUCATION FUNDING

"An Act making an appropriation to the Department of Education for support of kindergarten, primary, and secondary education and community schools programs; and providing for an effective date."

RECOMMENDATIONS: [] the same title

be replaced with _____ [] a new title

[] have attached amendments(s)

[] do pass

[] do not pass

[X] no recommendations

[] individual recommendations

[] additional referral to the _____ Committee

ADOPTS: _____ letter of Intent

ATTACHES NEW FISCAL NOTE(S): (Dept)

APPROVES PREVIOUS: (Dept/Date)

[] fiscal impact _____

[] fiscal note(s) _____

[] zero fiscal note _____

[] zero fiscal note(s) _____

SIGNING <u>DO</u> PASS	DP	OTHER RECOMMENDATIONS	DNP	NR	AM
		<i>[Signature]</i>		X	
		<i>[Signature]</i>		X	
		<i>Car Bunde</i>		X	
		<i>Harley Allberg</i>		✓	
		<i>[Signature]</i>		✓	
		<i>[Signature]</i>	X		✓
		<i>[Signature]</i>		X	

Car Bunde

 CHAIRMAN'S SIGNATURE

ALEUTIANS EAST BOROUGH

School District

P.O. Box 429
Sand Point, Alaska 99661-0429

March 18, 1994

Phone: (907) 383-5222
FAX: (907) 383-3496

The Honorable Ron Larson, Co Chair
The Honorable Eileen Paniago MacLean, Co Chair
and Finance Committee Members
House Finance Committee
Room 519, Capitol
Juneau, Alaska 99801

FAX 465-2278

re: CSHB361

Greetings:

The Aleutians East teachers and instructional aides, the Aleutians East Education Association, the AEBSD School Board, and the district's school administrators applaud your recent change to HB361 to fully fund the foundation unit value at \$61,000. We urge you to pass the bill with at least a \$61,000 unit.

We want to emphasize that a fixed unit value has the effect of annual cuts to education services. By absorbing cost increases in airfare, materials, utilities, rents, and holding a reasonable line on salaries, the AEBSD has just been able to sustain student services using steady, annual, staff and program reductions. It can't continue indefinitely.

In the past two years we have reduced staff at our six schools by eight (8) teaching positions (from 43 to 35) and reduced our district office by five (5) positions (from 9 to 4) virtually eliminating all program support functions - grant writing, staff development, infant learning, special education director, director of education technology, and statistical clerk. All of these functions have been delegated to teachers, contracted with consultants, or assumed by the superintendent.

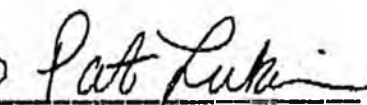
From 1987 to 1993 the changes involved with absorbing inflation have been uncomfortable politically, and have deleted many enrichment programs and options. We all agree, parents, teachers, boards, and administrators, that from now on, absorbing subsequent inflation is going to impact kids directly by cutting into essential basic programs. People are going to start questioning if we are truly operating a system of public schools open to all, anymore.

The AEBSD has gone on record in support of an income tax or any other revenue enhancement that would provide the resources to sustain education at least at a level at which Alaska 2000 type ideals can even be minimally addressed. We believe it is the legislature's responsibility not just to spend, but also to raise, public funds for constitutionally required public services such as K-12 Education. The kids of Aleutians East and their peers across the state find their future in your hands. So, you have our joint support in your efforts to fully fund, or increase, the foundation unit value.


Respectfully :



Susan Osterback
School Board
Chair Person



Pat Lukin
President Aleutians
East Education Association



Tom Ryan
Superintendent

SERVING

AKUTAN
Box 36
Akutan, AK 99853
(907) 698-2205

COLD BAY
Box 128
Cold Bay, AK 99571
(907) 532-2409

FALSE PASS
Box 30
False Pass, AK 99583
(907) 548-2224

KING COVE
Box 6
King Cove, AK 99612
(907) 497-2354

NELSON LAGOON
Box 19
Nelson Lagoon, AK 99571-8998
(907) 989-2225

SAND POINT
Box 269
Sand Point, AK 99661
(907) 383-2393

HB

363

HFIN

FILE

HOUSE COMMITTEE REPORT

(11)

Date Referred: February 16, 1994

FURTHER REFERRALS:

Date of Committee Action: _____

The FINANCE Committee considered:

HB 363

HOUSE BILL NO. 363

NO FEE FOR CAR REGISTRATION IN PERSON

"An Act repealing an additional fee for motor vehicle registration not conducted by mail."

RECOMMENDATIONS:

be replaced with CS HB 363 (FIN) the same title a new title

have attached amendments(s)

do pass

do not pass

no recommendations

individual recommendations

additional referral to the _____ Committee

ADOPTS: _____ letter of Intent

ATTACHES NEW FISCAL NOTE(S): _____ (Dept)

APPROVES PREVIOUS: _____ (Dept/Date)

fiscal impact _____

fiscal note(s) DPS 2/16/94

zero fiscal note _____

zero fiscal note(s) _____

SIGNING DO PASS	DP	OTHER RECOMMENDATIONS	DNP	NR	AM
<i>Richard Foster</i>	<input checked="" type="checkbox"/>	<i>Ronald J. Larson</i>		<input checked="" type="checkbox"/>	
		<i>Mark Hanley</i>		<input checked="" type="checkbox"/>	
		<i>Terry Martin</i>		<input checked="" type="checkbox"/>	
		<i>Ben Grussendorf</i>		<input checked="" type="checkbox"/>	
		<i>Julie Navarre</i>		<input checked="" type="checkbox"/>	
		<i>Fay Brown</i>		<input checked="" type="checkbox"/>	
		<i>Gene Tharrington</i>			<input checked="" type="checkbox"/>

 Co - CHAIRMAN'S SIGNATURE *Ronald J. Larson*

FISCAL NOTE

STATE OF ALASKA
1994 LEGISLATIVE SESSION

BILL NO: CSHB 363(STA)

Revision Date: _____ Dept. Affected: Public Safety
 Title: An Act relating to motor vehicle registration fees BRU: Motor Vehicles
 Component: Field Services
 Sponsor: REPRESENTATIVE KOTT
 Requestor: H. STATE AFFAIRS COMPONENT SERIAL NO. 502

EXPENDITURES/REVENUES: (Thousands of Dollars) (inflation not included)

OPERATING	FY 95	FY 96	FY 97	FY 98	FY 99	FY 00
PERSONAL SERVICES						
TRAVEL						
CONTRACTUAL						
SUPPLIES						
EQUIPMENT						
LAND & STRUCTURES						
GRANTS, CLAIMS						
MISCELLANEOUS						
TOTAL OPERATING						
CAPITAL						
REVENUE FUND SOURCE:	55.0	55.0	55.0	55.0	55.0	55.0

FUNDING: (Thousands of Dollars)

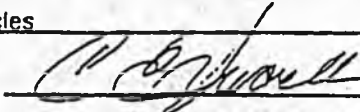
1002 Federal Receipts						
1003 GF Match						
1004 GF						
1005 GF/Program Receipts						
1006 GF/MHTIA						
Other						
TOTAL						

Estimate of current year (FY 94) impact: \$ _____

POSITIONS:

FULL-TIME						
PART-TIME						
TEMPORARY						

ANALYSIS: (Attach a separate page if necessary.)
See attached.

Prepared By: Charles R. Hosack Phone: 269-5559
 Division: Motor Vehicles Date: 2/15/94
 Approved by Commissioner:  Date: 2/15/94
 Agency: Richard L. Burton, Dept. of Public Safety

PREPARER TO PROVIDE ALL DISTRIBUTION COPIES TO GOVERNOR'S LEGISLATIVE OFFICE

For further distribution information call the Governor's Legislative Office

Department of Public Safety
Motor Vehicle Registration Fees
Page 2 of 2

This bill raises all annual registration fees by \$5.00 and it provides for a \$5.00 reduction if the registration renewal is conducted by mail. The current \$10.00 fee for registration renewals not conducted by mail is eliminated.

In 1993 the Division processed 114,000 new registrations and 417,000 renewal registrations. Prior to FY 94 only 30% of vehicle owners used the mail to renew their registration and the remainder renewed in person at a DMV office. With implementation of the \$10.00 fee for in person renewals, the use of the mail increased to the point that by the end of the first year, in July 1994, the Division estimates that 60% of the renewals will be conducted by mail. Those 166,000 owners who did not use the mail generated \$1,660,000 in revenue which will be eliminated with this bill.

This revenue will be replaced by raising all registration fees by \$5.00. The total annual number of registrations, 531,000, would then generate \$2,655,000 in additional revenue. This amount would be reduced by \$5 for each renewal conducted by mail. It is assumed that those 30% of owners who used the mail before any fee changes will continue to do so. The original \$10 fee was picked because the Division felt that it was enough of an incentive without being overly burdensome. The \$5 reduction will not be as much of an incentive as the \$10 fee and some owners who used the mail will revert to in person office visits. The Division estimates that with the \$5 fee only 45% of vehicle owners will use the mail. The 45% or 188,000 vehicle owners who use the mail will result in a reduction of \$940,000.

The summary of all these actions is as follows:

Revenue loss of the \$10 fee (166,000 x \$10)	(\$1,660,000)
Revenue gain from \$5 increase (531,000 x \$5)	\$2,655,000
Revenue loss from \$5 reduction (188,000 x \$5)	(\$ 940,000)
NET REVENUE	\$ 55,000

While this bill does show a net revenue gain, it also has the effect of adding 15% of the vehicle owners or almost 80,000 customers to the already long lines at the DMV offices. This erases the efficiency initiative started with the \$10 fee.

A M E N D M E N T II

OFFERED IN THE HOUSE

TO: CSHB 363(STA)

Page 1, line 1, after "registration":

Insert "and motor vehicle registration"

Page 1, after line 3:

Insert a new bill section to read:

"* Section 1. AS 28.10.021 is amended by adding a new subsection to read:

(d) The department shall establish procedures that allow a person who renews registration for a commercial or noncommercial vehicle to renew registration by mail."

Page 1, line 4:

Delete "* Section 1."

Insert "* Sec. 2."

Renumber the following bill sections accordingly.

AMENDMENT III

OFFERED IN THE HOUSE

BY REPRESENTATIVE LARSON

TO: CSHB 363(FIN)

Page 4, line ¹¹~~17~~, after "or":

Insert "a vehicle used to transport school children to or from school that is owned
by a"

REGISTRATION CATEGORIES WITH REDUCED FEES

1993 REGISTRATION WITH REDUCED FEES			REDUCED	NORMAL	REVENUE
CLASS	DESCRIPTION	COUNT	FEE	FEE	LOSS
STATE AND LOCAL GOVERNMENT VEHICLES					
1G	GOVT EX - PASS	611	\$5.00	\$35.00	\$18,330.00
1H	STATE - PASS	180	\$0.00	\$35.00	\$6,300.00
1M	GOVT PERS - PASS	13	\$5.00	\$35.00	\$390.00
2G	GOVT EX - MC	5	\$5.00	\$20.00	\$75.00
4G	GOVT EX - PICKUP	2006	\$5.00	\$40.00	\$70,210.00
4H	STATE PICKUP	67	\$0.00	\$40.00	\$2,680.00
5G	GOVT EX - BUS	53	\$5.00	\$155.00	\$7,950.00
5H	STATE - BUS	0	\$0.00	\$155.00	\$0.00
				SUB TOTAL	\$105,935.00
ALL OTHERS					
81	PRIS OF WAR - PASS	27	\$0.00	\$35.00	\$945.00
82	PRIS OF WAR - PICKUP	12	\$0.00	\$40.00	\$480.00
83	PEARL HARBOR - PASS	30	\$0.00	\$35.00	\$1,050.00
84	PEARL HARBOR - PICKUP	6	\$0.00	\$40.00	\$240.00
12	DISABLED VET	479	\$0.00	\$35.00	\$16,765.00
13	HANDICAPPED	3664	\$0.00	\$35.00	\$128,240.00
1F	CALL LETTER - PASS	264	\$0.00	\$35.00	\$9,240.00
1P	CHAR EXEMPT - PASS	1119	\$5.00	\$35.00	\$33,570.00
4F	CALL LETTER - PICKUP	172	\$0.00	\$40.00	\$6,880.00
4P	CHAR EXEMPT - PICKUP	1139	\$5.00	\$40.00	\$39,865.00
5P	CHAR EX - BUS	172	\$5.00	\$155.00	\$25,800.00
	SENIOR CITIZEN	14000	\$0.00	\$35.00	\$490,000.00
				SUB TOTAL	\$752,075.00
			GRAND TOTAL		\$859,010.00

8-LS14840V
Ford
3/8/94

CS FOR HOUSE BILL NO. 363(FIN)
IN THE LEGISLATURE OF THE STATE OF ALASKA
EIGHTEENTH LEGISLATURE - SECOND SESSION

BY THE HOUSE FINANCE COMMITTEE

Offered:
Referred:

Sponsor(s): REPRESENTATIVES KOTT, B.Davis

A BILL

FOR AN ACT ENTITLED

1 "An Act relating to motor vehicle registration and motor vehicle registration fees;
2 to municipal motor vehicle registration taxes; and providing for an effective date."

3 BE IT ENACTED BY THE LEGISLATURE OF THE STATE OF ALASKA:

4 * Section 1. AS 28.10.021 is amended by adding a new subsection to read:

5 (d) The department shall establish procedures that allow a person who renews
6 registration for a commercial or noncommercial vehicle to renew registration by mail.

7 * Sec. 2. AS 28.10.421(a) is amended to read:

8 (a) Unless otherwise provided by law,

9 (1) the fees prescribed in this section shall be paid to the department
10 at the times provided under AS 28.10.108 and 28.10.111; [AND]

11 (2) [AN ADDITIONAL FEE OF \$10 SHALL BE ADDED TO] the
12 registration fee set out in this section shall be reduced by \$10 when [FOR]
13 registration is [NOT] conducted by mail; and

14 (3) the department shall establish procedures that allow the fees

1 prescribed in this section to be paid by credit card, including credit card payment
 2 authorized by telephone [MAY WAIVE THIS ADDITIONAL FEE FOR A GOOD
 3 CAUSE BASED ON CRITERIA ESTABLISHED IN REGULATIONS ADOPTED BY
 4 THE DEPARTMENT].

5 * Sec. 3. AS 28.10.421(b) is amended to read:

6 (b) The annual registration fees under this subsection are imposed within the
 7 following classifications for:

8 (1) a passenger vehicle or motor home not used or maintained for the
 9 transportation of persons or property for hire or for other commercial use
 10 \$45 [\$35];

11 (2) a pick-up truck or a van not exceeding 6,000 pounds unladen
 12 weight and not used or maintained for the transportation of persons or property for hire
 13 or for other commercial use \$50 [\$40];

14 (3) a taxicab \$80 [\$70];

15 (4) a motor bus with a seating capacity for 20 or more persons and
 16 used exclusively for commercial purposes in the transporting of visitors or tourists
 17 \$95 [\$85];

18 (5) a motorcycle or a motor-driven cycle \$30 [\$20];

19 (6) a trailer not used or maintained for the transportation of persons
 20 or property for hire or for other commercial use, including, but not limited to, a boat
 21 trailer, baggage trailer, box trailer, utility trailer, house trailer, travel trailer, or a trailer
 22 rented or offered for rent \$15 [\$ 5].

23 * Sec. 4. AS 28.10.421(c) is amended to read:

24 (c) The annual registration fees under this subsection are imposed and are
 25 based upon the actual unladen weight as established by the manufacturer's advertised
 26 weight or upon the actual weight which the owner shall furnish, subject to the approval
 27 of the commissioner or the commissioner's representative, for a vehicle, including a
 28 motor vehicle pulling a trailer or semi-trailer, that is registered in the name of a
 29 company or business, or is used or maintained for the transportation of passengers for
 30 hire, excepting taxicabs and buses under (b) of this section, or for the transportation
 31 of property for hire or for other commercial purposes, including a trailer, semi-trailer,

1 truck, wrecker, tow car, hearse, ambulance, and tractor, as follows:

- 2 (1) up to and including 5,000 pounds \$61 [\$51];
- 3 (2) more than 5,000 pounds to and including 12,000 pounds
- 4 \$96 [\$86];
- 5 (3) more than 12,000 pounds to and including 18,000 pounds
- 6 \$166 [\$156];
- 7 (4) more than 18,000 pounds \$231 [\$221].

8 * Sec. 5. AS 28.10.421(d) is amended to read:

9 (d) The special registration fees under this subsection are imposed annually,
10 unless otherwise specified, for:

- 11 (1) an historic vehicle (one time only upon initial registration under
- 12 AS 28.10.181) \$10;
- 13 (2) special request plates for
- 14 (A) Alaska National Guard personnel \$30;
- 15 (B) veterans or retired veterans \$30;
- 16 (C) recipients of the Purple Heart \$30;
- 17 (D) owners of custom collector vehicles \$50;
- 18 (E) other special request plates \$30;

19 plus the fee required for that vehicle under (b) of this section; the fee required
20 by this paragraph shall be collected only on the first issuance and on the
21 replacement of special request plates;

22 (3) a vehicle owned by a disabled veteran or other handicapped person,
23 and registered under AS 28.10.181 or a resident 65 years of age or older who files a
24 written application for an exemption on a form prescribed by the department
25 none;

26 (4) a vehicle owned by the state none;

27 (5) a vehicle owned by an elected state official the fee
28 required for that vehicle under (b) of this section;

29 (6) [REPEALED

30 (7)] a vehicle owned by a rancher, farmer, or dairyman and registered
31 under AS 28.10.181 \$45 [\$35];

1
2
3
4
5
6
7
8
9
10
11
12
13
14
15
16
17
18
19
20
21
22
23
24
25
26
27
28
29
30
31

(7) [(8)] a snowmobile or off-highway vehicle \$15 [\$ 5];

(8) [(9)] an amateur mobile radio station vehicle,

(A) with a transceiver capable of less than 5-band operation
. . . the fee required for that vehicle under (b) or (c) of this section;

(B) in recognition of service to the public: a mobile amateur
radio station owned by an amateur with general class or higher license,
provided the station must be satisfactorily proved capable of operating on at
least five bands from 160 through 10 meters, must have an antenna, and must
have a power supply and wiring as a permanent part of the vehicle; the
transmitting unit may be removed from the car for service or dry storage . . .
. none
for a mobile amateur radio station vehicle included in (b)(1) or (2) of this
section;

(9) [(10)] dealer registration plates,

(A) the initial set of plates \$55 [\$45];

(B) each subsequent set of plates \$35 [\$25];

(10) [(11)] a vehicle owned by a municipality or charitable organization
meeting the requirements of AS 28.10.181(e) \$15 [\$ 5];

[(12) REPEALED]

(11) [(13)] a vehicle owned by a Pearl Harbor survivor or a former
prisoner of war none;

(12) [(14) REPEALED

(15)] special request university plates \$50 plus the fee
required for that vehicle under (b)(1) or (2) of this section; the fee required by this
paragraph shall be collected only on the first issuance and on the replacement of
special request plates; the commissioner of administration shall separately account by
university campus designation for the fees received under this paragraph that the
department deposits in the general fund; the annual estimated balance in the accounts
that is in excess of the cost of issuing special request university plates may be
appropriated by the legislature for the support of programs at each campus.

* Sec. 6. AS 28.10.431(b)(7) is amended to read:

1 (7) vehicles specified 66 55 44 33 22 17 11 8

2 in AS 28.10.421(d)(8) [AS 28.10.421(d)(9)]

3 * Sec. 7. AS 28.10.431(f) is amended to read:

4 (f) Except as provided under (i) of this section, money [MONEY] received
5 by an organized borough under this section shall be allocated by the borough by
6 ordinance for city, area outside city, and service area purposes within the borough.

7 * Sec. 8. AS 28.10.431(h) is amended to read:

8 (h) A vehicle owned by a former prisoner of war exempted from registration
9 fees under AS 28.10.431(d)(11) [AS 28.10.421(d)(13)] is subject to a motor vehicle
10 registration tax under this section.

11 * Sec. 9. AS 28.10.431 is amended by adding a new subsection to read:

12 (i) Notwithstanding the tax schedule imposed under (b) of this section, a
13 municipality may, by ordinance, increase the applicable tax imposed on a vehicle under
14 (b) of this section by \$3. Money received by a municipality under this subsection
15 must be allocated by the municipality for emergency medical services.

16 * Sec. 10. This Act takes effect July 1, 1994.

Back-up

Alaska State Legislature
House of Representatives

COMMITTEES:
HEALTH, EDUCATION
& SOCIAL SERVICES
JUDICIARY
STATE AFFAIRS

SPECIAL COMMITTEES:
MILITARY & VETERANS AFFAIRS
OIL & GAS



HOME:
9843 CHICHAGOF LOOP
EAGLE RIVER, AK 99577
PHONE (907) 694-7943

DURING SESSION:
STATE CAPITOL
JUNEAU, AK 998.1
PHONE (907) 455-3777

Representative Pete Kott
SPONSOR STATEMENT

HB 363 – VEHICLE REGISTRATION FEES

Full and unhindered access to state government is an important element of a free society. An individual who desires to conduct business with the state in a face-to-face meeting rather than through the mail should not be penalized for that decision. The current fee structure for vehicle registration renewal imposes such a penalty.

HB 363 would repeal the motor vehicle registration fee for walk-in customers imposed by an Act of this legislature in 1993. Certainly, the fee adjustment included in that Act was overdue because vehicle registration fees had not been increased since 1978. The particular method chosen to provide the increase was, however, inappropriate. It has imposed a hardship on those who, for whatever reason, prefer to conduct their business with the state in person.

While the fee has increased DMV's revenue stream, it is seriously to be questioned whether imposing a \$10 fee on walk-in customers has improved the efficiency of operations at DMV offices.

HB 363 will help restore the people's confidence that they are not to be penalized for doing business with the state in person. I urge immediate passage of this measure.



Alaska State Legislature
House of Representatives

COMMITTEES:
HEALTH, EDUCATION
& SOCIAL SERVICES
JUDICIARY
STATE AFFAIRS

SPECIAL COMMITTEES:
MILITARY & VETERANS AFFAIRS
OIL & GAS



HOME:
9843 CHICHAGOF LOOP
EAGLE RIVER, AK 99577
PHONE (907) 694-7943

DURING SESSION:
STATE CAPITOL
JUNEAU, AK 99811
PHONE (907) 465-3777

Representative Pete Kott

MEMORANDUM

DATE: February 15, 1994
TO: Rep. Ron Larson
Co-Chair, House Finance Committee
FROM: Rep. Pete Kott
RE: Request for hearing
HB 363, NO FEE FOR VEHICLE REGISTRATION IN PERSON

Your immediate attention is appreciated

Please schedule HB 363 for a hearing before the Finance Committee as soon as possible.

HB 363 would repeal the motor vehicle registration fee for walk-in customers imposed by an Act of this legislature in 1993. Certainly, the fee adjustment included in that Act was overdue because vehicle registration fees had not been increased since 1978. The particular method chosen to provide the increase was, however, inappropriate. It has imposed a hardship on those who, for whatever reason, prefer to conduct their business with the state in person.

Full and unhindered access to state government is an important element of a free society. An individual who desires to conduct business with the state in a face-to-face meeting rather than through the mail should not be penalized for that decision. The current fee structure for vehicle registration renewal imposes such a penalty. HB 363 would repeal the \$10 fee for renewing a vehicle registration in person.

The following items are attached:

Sponsor statement
Fiscal note from the Department of Public Safety
Position Paper from the Department of Public Safety
Background information

If you have any questions about this bill, please call me or my Legislative Assistant, Jack Phelps, at 465-3777.

cc: Rep. Eileen Maclean, Co-Chair



BILL NO: HB 363

DATE: January 20, 1994


TITLE: "An Act repealing an additional fee for motor vehicle registration not conducted by mail"

CONTACT: C.E. Swackhammer
Deputy Commissioner
465-4322

HB 363 repeals the \$10 fee for those vehicle owners who do not use the mail to renew their annual registrations. Approximately 400,000 registrations are renewed annually and since the initial imposition of the fee the percentage of owners using the mail to renew increased from 30% to 60%. The 40%, or 1,600,000.00 is additional revenue to the General Fund. This additional revenue will be lost if this bill passes.

It is assumed that the majority of those who began using the mail just to avoid the fee will revert to in-person office visits. This will add 120,000 more customers to the lines at the already overcrowded field offices. Employees working only with the mail are able to process three times as many transactions as those employees who work with the customers in-person. There will be a resultant efficiency decrease as well as the loss of revenue.

The Department is opposed to this bill because it decreases the efficiency of the Division of Motor Vehicles and results in longer lines at the field offices. There will be higher operational costs and loss of revenue to the state.


Richard L. Burton
Commissioner

POSITION PAPER - Department of Public Safety

STATE OF ALASKA
DEPARTMENT OF PUBLIC SAFETY
DIVISION OF MOTOR VEHICLES

VEHICLES REGISTERED IN 1992 BY GOVERNMENT BOUNDARY

	PSNGR	MOTOR CYCLE	COMM. TRAILER	TRAILER	COMM. TRUCK	PICKUP	BUS	SNOW MOBILE	ALL VEHICLES
OTHER OUTSIDE	9,574	328	893	760	2,562	2,227	50	16	16,410
OTHER ALASKA	7,296	235	696	1,561	1,420	6,433	257	162	18,060
WASHINGTON	1,283	49	901	125	60	410	0	4	7,832
MUNI OF ANCHORAGE	141,860	4,345	5,951	22,866	8,591	45,218	347	3,765	232,943
FAIRBANKS N/STAR BOR	45,323	2,059	2,713	10,280	5,066	21,899	365	1,263	88,968
CITY & BOR OF JUNEAU	16,740	592	374	2,828	1,263	6,562	160	16	28,535
KETCHIKAN GATEWAY BOR	7,708	429	259	1,526	817	4,336	108	3	15,186
CITY & BOR OF SITKA	4,159	168	235	738	512	2,223	44	0	8,079
NOME	752	40	54	48	305	967	19	12	2,197
HAYNES	1,179	89	51	337	226	976	39	31	2,928
YAKUTAT	250	12	8	19	50	251	4	1	593
BETHEL	1,155	38	24	73	195	988	10	4	2,487
TOK	892	42	36	317	122	781	11	8	2,209
GLENNALLEN	841	24	74	324	164	645	38	7	2,117
DELTA JUNCTION	2,217	92	49	759	183	1,641	32	6	4,979
VALDEZ	2,781	89	67	570	334	1,505	36	172	5,554
CORDOVA	1,277	88	139	415	260	1,302	1	11	3,493
NORTH SLOPE BOROUGH	484	20	40	56	388	308	27	17	1,340
UNALASKA	385	24	20	15	137	288	6	0	875
MATSU BOROUGH	32,024	1,089	408	8,541	2,174	19,481	126	1,213	65,056
CRAIG	531	22	19	122	99	608	0	0	1,401
KODIAK ISLAND BOR	5,889	221	677	910	912	3,592	23	234	12,458
BRISTOL BAY BOROUGH	720	39	39	127	310	836	12	3	2,086
SKAGWAY	548	49	88	122	108	405	61	1	1,382
NENANA	522	19	11	126	59	448	8	1	1,194
PETERSBURG	1,361	110	63	508	196	1,155	8	4	3,405
DILLINGHAM	873	30	24	72	164	781	10	8	1,962
KOTzebue	187	8	1	17	41	156	1	5	416
KENAI PEN BOROUGH	26,822	989	1,078	8,491	2,947	17,628	253	209	58,427
WRANGELL	1,026	66	37	167	194	875	13	5	2,383
METLAKATLA	314	12	9	26	32	196	1	0	590
FINAL TOTAL	316,973	11,417	15,038	52,846	29,891	145,131	2,068	7,181	590,545

Post-It™ brand fax transmittal memo 7871 # of pages 1

From	John
To	John Kelly
Dept.	ADP
Fax #	2819
Phone #	2650

P. 01

FAX NO. 9074635860

Juno Fire Prev.

JAN-20-94 THU 17:32

STATE OF ALASKA

WALTER J. HICKEL, GOVERNOR

DEPARTMENT OF PUBLIC SAFETY

DIVISION OF MOTOR VEHICLES

P.O. BOX 20020
JUNEAU, ALASKA 99802-0020

PHONE:
(907) 269-5559

January 13, 1994

The Honorable Terry Martin
Alaska State Legislature
State Capitol
Juneau, Alaska 99811

Dear Representative Martin:

Several questions came up in the Legislative Budget & Audit meeting yesterday that I wanted to make sure you have the answer to should they be addressed again.

1. What was the effect of the loss of seasonal positions at the end of FY 93?

With seasonal positions layed off at the end of June waiting times for public service in most DMV offices exceeded 2 hours at peak times. Appointments for road tests were 6-8 weeks in advance. In Anchorage, where road tests were given on a first come first served basis in the mornings without appointment, competition was so keen for those few slots that DMV personnel were unable to handle the unruly opening crowds and police were called on several occasions. As a result, the Anchorage office was placed on an appointment only basis for road tests. Consider these effects when absence of the seasonals was not even during our busiest months. During April, May, and June of this year waiting times are expected to exceed 3 hours, with waits for road tests in excess of 8 weeks.

2. Did the imposition of the \$10 fee for not using the mails have any effect?

The \$10 incentive to use the mail for vehicle registration renewal has had a dramatic effect. Usage has gone from an average of 30% to 56%, and will probably peak in the 60's. This has certainly reduced the number of customers in DMV offices. However, there has been no reduction in the amount of work. The same amount of processing goes into a renewal whether it is received in the mail or whether the person is standing before a DMV representative. The time saved by not exchanging pleasantries in a face to face setting is offset by the

Dulany/Martin
January 13, 1994

Page 2

additional time in handling the mail. And since no new employees were authorized to process the increased mail the additional workload of the mail-out unit created a reduction in the number of counter personnel available to help customers at the public service counter.

3. Will a 2 year registration have any effect on the DMV workload?

Absolutely. But not to the extent of cutting the work by 50%. Vehicle registration renewals are the least time consuming of all the Division's transactions. They comprise about 20% of the total DMV workload. If the number of renewals is halved by a 2 year registration cycle, then the DMV workload is reduced by one-half of 20%, or a 10% reduction. For a 3 hour waiting period this equates to shaving off 18 minutes. Nevertheless, every little efficiency helps.

The Division is planning efficiency initiatives that will help to see us into the next century. I hope to be able to discuss some of these with you during the next few weeks.

Sincerely,

Jay N. Dulany
for
Jay N. Dulany
Director

January 7, 1994

JAN 12 1994
LIEUTENANT GOVERNOR'S OFFICE

Office Of The Lieutenant Governor
John B. "Jack" Coghill, Lieutenant Governor
Third Floor, State Capitol
P O Box 110015, Juneau 99811

Dear Lieutenat Governor Coghill:

Perhaps you can tell me why I am being penalized for paying my bills in person. I refer to the \$10.00 fee required when registering a vehicle in person at the DMV in Fairbanks. The DMV prefers that the registration be mailed to Juneau. Since I pay all my bills in cash and have no checking account this means that I now have to purchase a money order or bank check to register my vehicle or pay the additional \$10.00 for over the counter registration. In the past I could take time off from work to schedule an I/M test then go to DMV and register. Now I have to take time off from work for the I/M test and then go to a bank to buy the money order then buy postage for the letter to Juneau.

When did it become a problem for the employees in Fairbanks to do the job they were hired for so that they must be paid an additional \$10.00 to do it? This, along with the I/M test, which on brand new vehicles is another lanky idea that costs tax payers extra money for nothing, is another fine example of how our state government is protecting the rights of the individuals.

On a new vehicle the manufacturer has to comply with federal regulations so I suggest that the dealer selling the vehicle should be required to provide the I/M free of charge for the duration of that vehicle's warrantee. If an individual tampers with the emission system it automatically voids the warrantee and the dealer then no longer provides a certificate and the perpetrator is liable for prosecution. After the vehicle warrantee expires then annual I/M test would be reasonable. The current system of requiring annual I/M tests on all new vehicles is one more case of common sense missing from government.

Just who does the government represent in Alaska? I am writing to you because I believe that you actually care about the welfare of Alaska and Alaskans. With a few exceptions the quality of government in Alaska and the United States is in a sorry condition. Where has all the common sense gone?

Sincerely,

Ken Lohr
740 Goldvein Rd
Fairbanks AK 99712

Ken Lohr

The OFFICE

CONCERNING HOUSE BILL #363

FEB. 7, 1994

MY UNDERSTANDING IS THAT OUR OFFICE IS THE ONLY PRIVATE CONTRACT LEFT THAT DOES VEHICLE TITLE AND REGISTRATION IN THE STATE. AS A SMALL BUSINESS THIS \$10.00 SURCHARGE HAS TAKEN BUSINESS AND MONEY DIRECTLY AWAY FROM US. FOR THE MONTH OF JANUARY WE TOOK IN \$4,387.00, THE SAME MONTH LAST YEAR, BEFORE THE SURCHARGE, WE TOOK IN \$8,357.00. THIS DIFFERENCE OF \$3,970.00 DRASTICALLY REDUCED OUR COMMISSION.

WE'RE ALSO CONCERNED ABOUT THE PUBLIC'S INCONVENIENCE HAVING TO PAY FOR MONEY ORDERS, IF THEY DON'T HAVE A BANK ACCOUNT. OR FISHERMEN THAT AREN'T IN TOWN WHEN THE RENEWAL COMES IN THE MAIL AND THEY HAVE NO CHOICE BUT TO BE PENALIZED BY COMING INTO OUR OFFICE.

WE ALSO SERVE PEOPLE FROM WRANGELL AND KAKE WHO THINK THEY'RE DOING THE RIGHT THING BY SENDING THE REGISTRATION THROUGH THE MAIL, TO US. WE HAVE TO TURN AROUND AND SEND IT BACK TO THEM SAYING THAT THEY NEED TO SEND IT TO ANCHORAGE OR SEND US MORE MONEY. BY THAT TIME IT'S TOO LATE TO SEND IT TO ANCHORAGE SO THEY, AGAIN, HAVE NO CHOICE BUT TO GO THROUGH OUR OFFICE.

WE'VE ALSO HAD QUITE A FEW SITUATIONS WHERE EITHER ANCHORAGE WAS BEHIND, NO PLANE BECAUSE OF WEATHER OR THE TAGS GET LOST IN THE MAIL. AT THAT TIME, ANCHORAGE TELLS US TO REISSUE AT NO CHARGE, AND FOR THAT WE GET NOTHING.

THE MAIN CONCERN SEEMS TO BE 1. MONEY...WITH US THEY ARE COMPETING WITH OUR BUSINESS. 2. LONG LINES...WE DON'T HAVE MORE THAN 2 OR 3 PEOPLE AT A TIME AND THEY WOULD RATHER WAIT IN OUR LINE FOR TWO TO THREE MINUTE THAN TO WAIT FOR ANCHORAGE AND THE MAIL FOR WEEKS.

WE'RE IN BUSINESS TO SERVE THE PUBLIC AND THE STATE IS NOW SAYING THAT WE HAVE TO CHARGE MORE MONEY FOR THAT. I DON'T THINK THAT'S FAIR.

THANK-YOU

Jan Hill
JAN HILL



Alaska State Legislature

Please enter into the record my testimony to the House State Affairs
 committee name
 committee on Bill # 363 & # 328, dated 1-8-94
 bill/subject

Just to let you know I am faxing
 in my testimony because I testified for the
 last House Bill #363. I feel it was handled
 in a hurried manner and people weren't made
 to feel welcome to speak. I hope faxing these
 will get them more and serious attention.

Signed: JAN HILL
 Testifier

THE OFFICE
 Representing (Optional)

PO Box 30, PETERSBURG AK 99833
 Address

(907) 772-4264
 Phone No.

The OFFICE

CONCERNING HOUSE BILL #328

FEB. 3, 1994

AS A SMALL BUSINESS, I DON'T FEEL THAT THE BIENNIAL REGISTRATION WOULD HARM OUR BUSINESS. HOWEVER, BECAUSE THE \$10.00 SURCHARGE IS ALSO MENTIONED IN THE BILL, PLEASE READ THE FOLLOWING.....

MY UNDERSTANDING IS THAT OUR OFFICE IS THE ONLY PRIVATE CONTRACT LEFT THAT DOES VEHICLE TITLE AND REGISTRATION IN THE STATE. AS A SMALL BUSINESS THIS \$10.00 SURCHARGE HAS TAKEN BUSINESS AND MONEY DIRECTLY AWAY FROM US. FOR THE MONTH OF JANUARY WE TOOK IN \$4,387.00, THE SAME MONTH LAST YEAR, BEFORE THE SURCHARGE, WE TOOK IN \$8,357.00. THIS DIFFERENCE OF \$3,970.00 DRASTICALLY REDUCED OUR COMMISSION.

WE'RE ALSO CONCERNED ABOUT THE PUBLIC'S INCONVENIENCE HAVING TO PAY FOR MONEY ORDERS, IF THEY DON'T HAVE A BANK ACCOUNT. OR FISHERMEN THAT AREN'T IN TOWN WHEN THE RENEWAL COMES IN THE MAIL AND THEY HAVE NO CHOICE BUT TO BE PENALIZED BY COMING INTO OUR OFFICE.

WE ALSO SERVE PEOPLE FROM WRANGELL AND KAKE WHO THINK THEY'RE DOING THE RIGHT THING BY SENDING THE REGISTRATION THROUGH THE MAIL, TO US. WE HAVE TO TURN AROUND AND SEND IT BACK TO THEM SAYING THAT THEY NEED TO SEND IT TO ANCHORAGE OR SEND US MORE MONEY. BY THAT TIME IT'S TOO LATE TO SEND IT TO ANCHORAGE SO THEY, AGAIN, HAVE NO CHOICE BUT TO GO THROUGH OUR OFFICE.

WE'VE ALSO HAD QUITE A FEW SITUATIONS WHERE EITHER ANCHORAGE WAS BEHIND, NO PLANE BECAUSE OF WEATHER OR THE TAGS GET LOST IN THE MAIL. AT THAT TIME, ANCHORAGE TELLS US TO REISSUE AT NO CHARGE, AND FOR THAT WE GET NOTHING.

THE MAIN CONCERN SEEMS TO BE 1. MONEY...WITH US THEY ARE COMPETING WITH OUR BUSINESS. 2. LONG LINES...WE DON'T HAVE MORE THAN 2 OR 3 PEOPLE AT A TIME AND THEY WOULD RATHER WAIT IN OUR LINE FOR TWO TO THREE MINUTE THAN TO WAIT FOR ANCHORAGE AND THE MAIL FOR WEEKS.

WE'RE IN BUSINESS TO SERVE THE PUBLIC AND THE STATE IS NOW SAYING THAT WE HAVE TO CHARGE MORE MONEY FOR THAT. I DON'T THINK THAT'S FAIR.

THANK-YOU

Jan Hill
JAN HILL

The OFFICE

CONCERNING HOUSE BILL #363

FEB. 7, 1994

MY UNDERSTANDING IS THAT OUR OFFICE IS THE ONLY PRIVATE CONTRACT LEFT THAT DOES VEHICLE TITLE AND REGISTRATION IN THE STATE. AS A SMALL BUSINESS THIS \$10.00 SURCHARGE HAS TAKEN BUSINESS AND MONEY DIRECTLY AWAY FROM US. FOR THE MONTH OF JANUARY WE TOOK IN \$4,387.00. THE SAME MONTH LAST YEAR, BEFORE THE SURCHARGE, WE TOOK IN \$8,357.00. THIS DIFFERENCE OF \$3,970.00 DRASTICALLY REDUCED OUR COMMISSION.

WE'RE ALSO CONCERNED ABOUT THE PUBLIC'S INCONVENIENCE HAVING TO PAY FOR MONEY ORDERS, IF THEY DON'T HAVE A BANK ACCOUNT. OR FISHERMEN THAT AREN'T IN TOWN WHEN THE RENEWAL COMES IN THE MAIL AND THEY HAVE NO CHOICE BUT TO BE PENALIZED BY COMING INTO OUR OFFICE.

WE ALSO SERVE PEOPLE FROM WRANGELL AND KAKE WHO THINK THEY'RE DOING THE RIGHT THING BY SENDING THE REGISTRATION THROUGH THE MAIL, TO US. WE HAVE TO TURN AROUND AND SEND IT BACK TO THEM SAYING THAT THEY NEED TO SEND IT TO ANCHORAGE OR SEND US MORE MONEY. BY THAT TIME IT'S TOO LATE TO SEND IT TO ANCHORAGE SO THEY, AGAIN, HAVE NO CHOICE BUT TO GO THROUGH OUR OFFICE.

WE'VE ALSO HAD QUITE A FEW SITUATIONS WHERE EITHER ANCHORAGE WAS BEHIND, NO PLANE BECAUSE OF WEATHER OR THE TAGS GET LOST IN THE MAIL. AT THAT TIME, ANCHORAGE TELLS US TO REISSUE AT NO CHARGE, AND FOR THAT WE GET NOTHING.

THE MAIN CONCERN SEEMS TO BE 1. MONEY...WITH US THEY ARE COMPETING WITH OUR BUSINESS. 2. LONG LINES...WE DON'T HAVE MORE THAN 2 OR 3 PEOPLE AT A TIME AND THEY WOULD RATHER WAIT IN OUR LINE FOR TWO TO THREE MINUTE THEN TO WAIT FOR ANCHORAGE AND THE MAIL FOR WEEKS.

WE'RE IN BUSINESS TO SERVE THE PUBLIC AND THE STATE IS NOW SAYING THAT WE HAVE TO CHARGE MORE MONEY FOR THAT. I DON'T THINK THAT'S FAIR.

THANK-YOU

Jan Hill

JAN HILL