

LEG. FINANCE - BILLS 1985 - 1986 2451

CSHB 574 cont. 2451

CS HB 574 (FINANCE)

ED #	SPONSOR	SEC #	SHORT DESCRIPTION	GENERAL FUNDS INCREASE	GENERAL FUNDS DECREASE	Total GF	Fed/Other Funds
20	Davis/Koponen	236.0	FNSB-Litter Reduction/Recycling Program	3.6		3.6	0.0
		258.0	Fairbanks Community Food Bank Svc Opps	2.0		2.0	0.0
		259.0	Fairbanks Community Food Bank Svc Pers Computer	1.0		1.0	0.0
		257.0	FNSB-Mary Siah Center recreational equipment	2.0		2.0	0.0
		268.0	UA-Planning/Energy Revolving Fund language chg			0.0	0.0
		266.0	UAF-Museum acquisitions	7.5		7.5	0.0
		265.0	UAF-Polar Library Collection acquisitions	7.8		7.5	0.0
		261.0	Breadline-FY 87 Program Operations	3.0		3.0	0.0
		262.0	Arotio Chamber Orchestra 1987 tour	5.0		5.0	0.0
		251.1	FNSB-Haines Homestead Foundation/Down Pymt		30.0	-30.0	0.0
		288.1	North Miller Hill Road		3.7	-3.7	0.0
		264.0	Interior Region EMS Council-Train/Equipment	5.0		5.0	0.0
		288.2	Isberg Rd-ROW, land acquisition	3.7		3.7	0.0
		253.0	FNSB-Ester Community Park	25.0		25.0	0.0
		254.0	FNSB-Van-Tran Van	10.0		10.0	0.0
		251.2	FNSB-Noel Wien Library Addition Design		153.1	-153.1	0.0
			Total for Davis/Koponen:	186.8	186.8	0.0	0.0
	Governor	49.2	Tanana Valley CC-Facility Purchase/Renovate	912.1		912.1	0.0
		63.1	Fairbanks Mental Health FY86 Extend Lapse			0.0	0.0
		49.1	Tanana Valley CC-Student Hsing Design/Build		912.1	-912.1	0.0
		40.1	Fairbanks-Fire Training Equipment		52.8	-52.8	0.0
		177.0	80 Mile Steese Hwy Maint Station Completion		210.0	-210.0	0.0
		168.0	Chena Hot Springs Road Erosion			0.0	580.0
		116.0	Fairbanks Native Assoo.-Community Planning	35.0		35.0	0.0
		56.2	Fairbanks Resources Complex Improvements	1,678.0		1,678.0	0.0

SECTIONAL ANALYSIS

CS HB 574 (FINANCE)

ED	SPONSOR	SEC	SHORT DESCRIPTION	GENERAL FUNDS INCREASE	GENERAL FUNDS DECREASE	Total GF	Fed/Other Funds
20	Governor	53.0	Fairbanks-DNR-Office Bldg. Language Change			0.0	0.0
		64.0	North Pt.-Treatment Plant/Lagoon Lang. Change			0.0	0.0
Total for Governor:				2,625.1	1,174.9	1,450.2	580.0
Ringstad		267.3	UAF-Duokering Bldg Addition Equipment	500.0		500.0	0.0
		267.4	UAF-NASA Radar/Natural Science Facility	1,360.0		1,360.0	0.0
		267.1	UAF-Minerals Complex Facility		945.0	-945.0	0.0
		267.2	UAF-Duokering Bldg Addition Completion		925.0	-925.0	0.0
Total for Ringstad:				1,860.0	1,870.0	-10.0	0.0
Total for 20:				4,671.9	3,231.7	1,440.2	580.0
22	Adams	237.0	Kotzebue Tech Center lapse		56.0	-56.0	0.0
		80.1	NSB-Anaktuvuk Pass VOR		600.0	-600.0	0.0
		66.2	N Slope Borough-Kaktovik water/sewer/waste	337.3		337.3	0.0
		278.0	Pt. Hope-Day Care Center language change			0.0	0.0
		66.1	Kaktovik-Grey Water Facility		337.3	-337.3	0.0
		238.0	Kotzebue Tech Center Dorm Operations FY 87		56.0	56.0	0.0
		80.2	NSB-Anaktuvuk Pass road projects		600.0	600.0	0.0
Total for Adams:				993.3	993.3	0.0	0.0
Governor		172.0	Noatak Streets & Facilities		50.0	-50.0	0.0
		119.0	Kotzebue-Inuit Circumpolar Conference Costs	170.0		170.0	0.0
		173.0	Erosion Repairs-Shishmaref, Deering, Noorvik	50.0		50.0	0.0
		59.0	Noatak-Dump Fenoing Repeal		20.9	-20.9	0.0
		171.0	Noatak Airport Improvements			0.0	200.0

SECTIONAL ANALYSIS

CS HB 574 (FINANCE)

ED •	SPONSOR	SEC •	SHORT DESCRIPTION	GENERAL FUNDS INCREASE	GENERAL FUNDS DECREASE	Total GF	Fed/Other Funds
22	Governor	170.0	Ambler Runway Improvements			0.0	-200.0
		294.0	Noorvik Erosion Control Project	500.0		500.0	0.0
		108.0	Noatak-Erosion Control		6.0	-6.0	0.0
		Total for Governor:			720.0	76.9	643.1
Total for 22:				1,713.3	1,070.2	643.1	0.0
23	Fuller	58.2	Kotlik Erosion Control Project	365.4		365.4	0.0
		58.1	Kotlik Airport Improvements		365.4	-365.4	0.0
		Total for Fuller:			365.4	365.4	0.0
Governor		161.0	Golovin Airport Relocation Language Change			0.0	0.0
		Total for Governor:			0.0	0.0	0.0
Total for 23:				365.4	365.4	0.0	0.0
24	Binkley	62.2	Pitkas Point Water Facility Upgrade		5.0	-5.0	0.0
		Total for Binkley:			0.0	5.0	-5.0
Governor		151.0	Sleetmute Airport Construct/Lighting		30.0	-30.0	0.0
		113.0	Tyonek-Sawmill Repairs		10.0	-10.0	0.0
		175.0	Ruby Runway Improvements	400.0		400.0	0.0
		152.0	Sleetmute/Holy Cross Airports Nav Aids	30.0		30.0	0.0
		Total for Governor:			430.0	40.0	390.0
Herrmann		273.1	Tanana Chiefs Remote Maint Pgrm extend lapse			0.0	0.0

SECTIONAL ANALYSIS

CS HB 574 (FINANCE)

ED	SPONSOR	SEC	SHORT DESCRIPTION	GENERAL FUNDS INCREASE	GENERAL FUNDS DECREASE	Total GF	Fed/Other Funds
			Total for Herrmann:	0.0	0.0	0.0	0.0
			Total for 24:	430.0	45.0	385.0	0.0
25	Binkley	51.2	Bethel-Water & Sewer projects	200.0		200.0	0.0
		92.0	Newtok-Solid Waste/Safe Water Bldg lang. ohg.			0.0	0.0
		239.0	Bethel Prematernal Home Facility Improvements	40.0		40.0	0.0
		240.0	Y-K Health Corp. EMS Opps	50.0		50.0	0.0
		159.0	Bethel Airport Runway / Apron Paving		195.0	-195.0	0.0
		62.1	Napaskiak-Water/Sewer Feasibility		2.4	-2.4	0.0
		51.1	Bethel-Sewer Line Extension		200.0	-200.0	0.0
		95.0	Kipnuk Elem School	803.9		803.9	0.0
		91.0	Bethel Kilbuk School Kitchen		84.0	-84.0	0.0
		88.0	Kilbuk School Piling Freezer		78.5	-78.5	0.0
		90.0	Bethel Schools Health & Life Safety		66.7	-66.7	0.0
		93.0	Chefornak-Clinic Renovate/Construct lang. ohg.			0.0	0.0
		62.3	Platinum-Water/Sewer Study		43.4	-43.4	0.0
		241.0	Tundra Womens Coalition Crisis Ctr Utilities	18.0		18.0	0.0
		243.0	SW AK Council Prevent Child Sex Abuse FY 87 Opps	75.0		75.0	0.0
		244.0	Nunam Kitiutsisti Resource Dev/Protect Pgms	50.7		50.7	0.0
		242.0	Bethel Group Home, Inc. FY 87 Operations	13.0		13.0	0.0
		87.2	Nightmute-Tobeluk School		385.3	-385.3	0.0
		87.1	Kasigluk-Tobeluk School		176.4	-176.4	0.0
		62.4	Newtok-Feasibility Study		0.9	-0.9	0.0
		89.0	Painting-Kilbuk School Bethel		13.0	-13.0	0.0
		94.0	Quinhagak-Washeteria Expand/Renovate lang. ohg.			0.0	0.0

SECTIONAL ANALYSIS

CS HB 574 (FINANCE)

ED	SPONSOR	SEC	SHORT DESCRIPTION	GENERAL FUNDS INCREASE	GENERAL FUNDS DECREASE	Total GF	Fed/Other Funds
			Total for Binkley:	1,250.6	1,245.6	5.0	0.0
25	Harrmann	273.2	Y-K Regional Health Corp. Remote Maint ext lapse			0.0	0.0
			Total for Herrmann:	0.0	0.0	0.0	0.0
			Total for 25:	1,250.6	1,245.6	5.0	0.0
26	Governor	57.0	New Syuyahok-truck/pickup language change			0.0	0.0
		150.0	Manokotak Airport/Grader Language Change			0.0	0.0
		292.0	Adak School Dist. Improve/Equip/Ed Materials	130.0		130.0	0.0
		160.0	Togiak-Runway Lighting		32.5	-32.5	0.0
		157.0	Pedro Bay-Classroom & Multipurpose	10.3		10.3	0.0
		62.5	Neison Lagoon-Water Pipe Burial		5.8	-5.8	0.0
			Total for Governor:	140.3	38.3	102.0	0.0
	Herrmann	72.0	Sand Point-Drainage/Water/Sewer Leng. Change			0.0	0.0
		73.2	Aleknagik-S. Shore Access/Boat Ramp/Parking	18.8		18.8	0.0
		74.2	Aleknagik-N. Shore Landfill Road Project	28.2		28.2	0.0
		75.1	Aleknagik-Fire Fighting Equipment		25.2	-25.2	0.0
		273.3	Bristol Bay Area Native Hlth- Remt Maint ext lapse			0.0	0.0
		96.1	Unalaska-Waste Oil Receiving Station		93.5	-93.5	0.0
		73.1	Aleknagik-Dredging Equipment		18.8	-18.8	0.0
		281.0	Iltamna Emerg Bldg/Comm. Hall language change			0.0	0.0
		75.2	Aleknagik-Fire Equipment & Building Space	25.2		25.2	0.0
		32.0	King Cove Dock/Haulout/Construct Leng Change			0.0	0.0
		74.1	Aleknagik-S. Shore Landfill		28.2	-28.2	0.0

SECTIONAL ANALYSIS

CS HB 574 (FINANCE)

ED •	SPONSOR	SEC •	SHORT DESCRIPTION	GENERAL FUNDS INCREASE	GENERAL FUNDS DECREASE	Total GF	Fed/Other Funds
26	Herrmann	96.2	Unalaska Road Improvements	93.5		93.5	0.0
		277.0	Sand Point Water/Sewer language change			0.0	0.0
		Total for Herrmann:			165.7	165.7	0.0
	Thompson	235.2	Kodiak Sr. Center Construction	35.1		35.1	0.0
		235.1	Interest Repayment Kodiak Sr. Center		35.1	-35.1	0.0
		Total for Thompson:			35.1	35.1	0.0
Total for 26:				341.1	239.1	102.0	0.0
27	Thompson	155.0	Kodiak-Near Island Bridge		500.0	-500.0	0.0
		156.0	Near Island Road Access/Parking/Jail	500.0		500.0	0.0
		Total for Thompson:			500.0	500.0	0.0
Total for 27:				500.0	500.0	0.0	0.0
98	Adams	123.2	Leg Finance FY 86 Lapse		90.0	-90.0	0.0
		143.2	Aviation Safety Foundation Operations	62.0		62.0	0.0
		124.0	Ombudsman FY 86 Lapse		7.5	-7.5	0.0
		125.0	Leg Session Expenses FY 86	397.5		397.5	0.0
		123.1	Leg Audit FY 86 Lapse		100.0	-100.0	0.0
Total for Adams:			459.5	197.5	262.0	0.0	
Cato		144.1	Statewide Trails & Footpaths		50.0	-50.0	0.0
		129.0	Highway Users Federation Study of DOT/PF	50.0		50.0	0.0
		Total for Cato:			50.0	50.0	0.0

SECTIONAL ANALYSIS

CS HB 574 (FINANCE)

ED •	SPONSOR	SEC •	SHORT DESCRIPTION	GENERAL FUNDS INCREASE	GENERAL FUNDS DECREASE	Total GF	Fed/Other Funds
98	Clocksln	248.2	Alaska Legal Services FY 87 Opps	49.5		49.5	0.0
			Total for Clocksin:	49.5	0.0	49.5	0.0
	Court System	33.0	Judicial Council Study	35.0		35.0	0.0
		34.0	Judicial Conduct Comm.	22.0		22.0	0.0
			Total for Court System:	57.0	0.0	57.0	0.0
	Davis	99.3	Hazardous Release Response Fund			0.0	443.7
		99.1	Oil Spill Mitigation Account			0.0	-157.0
		99.2	Oil Spill Reserve Account			0.0	-286.7
			Total for Davis:	0.0	0.0	0.0	0.0
	Frank	195.0	Education-Tuition Students FY 86	1,388.0		1,388.0	0.0
			Total for Frank:	1,388.0	0.0	1,388.0	0.0
	Governor	25.7	Miso Claims/State Warrants	6.5		6.5	0.0
		36.0	Veterans Services	32.5		32.5	0.0
		293.0	Statewide Utility Consumer Advocates Opps	120.0		120.0	0.0
		28.0	ASMI 83-85 Overexpenditures	131.4		131.4	152.0
		26.3	Miso Claims/State Warrants	99.5		99.5	0.0
		24.0	Corrections Personal Svcs Costs 86	340.7		340.7	0.0
		16.0	Medical Assistance 84		1,740.6	-1,740.6	-664.7
		17.0	Medical Assistance 85	1,740.6		1,740.6	664.7
		18.0	Disabled Fishermen's Fund			0.0	150.0
		153.0	Central Region Fed Airport Pgm Language Change			0.0	0.0

SECTIONAL ANALYSIS

CS HB 574 (FINANCE)

ED *	SPONSOR	SEC *	SHORT DESCRIPTION	GENERAL FUNDS INCREASE	GENERAL FUNDS DECREASE	Total GF	Fed/Other Funds
98	Governor	210.0	Community Organizational Grants FY 87	200.0		200.0	0.0
		271.0	Village Safe Water/Solid Waste Studies		50.0	-50.0	0.0
		12.0	GR-Med Pharmaceuticals 86	896.9		896.9	0.0
		13.0	AFDC 86	385.0		385.0	385.0
		11.0	Adult Public Assistance 86	491.0		491.0	0.0
		9.0	Longevity Bonus Hold-Harmless		923.6	-923.6	0.0
		10.0	Medicaid 86	263.8		263.8	560.5
		8.0	District Support Svcs			0.0	25.5
		7.2	Student Lunch Program			0.0	-25.5
		5.0	Misc. claims	711.9		711.9	0.0
		4.0	Oil/Gas Legal Proceedings	488.0		488.0	0.0
		111.0	Regional Resource Authorities		30.0	-30.0	0.0
		22.1	Cook Inlet Correctional Facility	120.0		120.0	0.0
		22.2	Wildwood Correctional Facility	215.1		215.1	0.0
		22.3	Lemon Creek Correctional Facility	167.5		167.5	0.0
		30.2	State V. Peel (public advocates)	225.5		225.5	0.0
		35.0	Power Dev Revolving Loan Fund to Gen Fund		18,605.9	-18,605.9	18,605.9
		42.0	APA-SWGR Kobuk to Shungnak Language Change			0.0	0.0
		43.1	Fisheries Enhance Tax Rots--Additional FY 87 Rots	1,487.7		1,487.7	0.0
		30.1	State V. Mackey (public advocates)	97.8		97.8	0.0
		14.0	General Relief Assistance 86	168.8		168.8	0.0
		2.0	Office of Public Advocacy	825.9		825.9	0.0
		1.0	Telecom Svcs State/Fed Board	189.0		189.0	0.0
		39.0	Aircraft Replace--Language Change			0.0	0.0
		31.0	State V. Mackay (public defender)	58.0		58.0	0.0
		23.0	Correctional Restitution Centers		502.6	-502.6	0.0

SECTIONAL ANALYSIS

CS HB 574 (FINANCE)

ED *	SPONSOR	SEC ●	SHORT DESCRIPTION	GENERAL FUNDS INCREASE	GENERAL FUNDS DECREASE	Total GF	Fed/Other Funds
98	Governor	3.0	Longevity Bonus		1,879.0	-1,879.0	0.0
		43.2	Fisheries Tax Receipts-Additional Revenue		1,487.7	-1,487.7	0.0
		212.0	St. Augustine/other Seismic Monitoring	83.0		83.0	0.0
		208.0	Pacific Rim Fellowships/Associated Costs	110.0		110.0	0.0
		209.0	Community Organizational Grants FY 86	300.0		300.0	0.0
		27.0	Wasky V. Smith Settlement	2,000.0		2,000.0	0.0
		29.1	State V. Mackay	541.8		541.8	0.0
		166.2	Highway Project Contingency			0.0	-2,112.9
		213.0	Augustine Island Tsunami Warning Network	80.0		80.0	0.0
		184.0	Lease/Purchase Hydrofoil		450.0	-450.0	0.0
		118.0	Martin Luther King Holiday Commission-Opps	15.0		15.0	0.0
		166.1	Richardson Hwy Mile 16-19			0.0	-1,196.0
		176.0	Federal Airport Improvement Program			0.0	425.0
		167.0	Space Planning, Statewide		346.0	-346.0	0.0
		41.0	Fisheries Tax FY 86--Extend Lapse			0.0	0.0
		26.4	Miso Claims/State Warrants	4.9		4.9	0.0
		26.5	Miso Claims/State Warrants	8.0		8.0	0.0
		56.1	Seismic Data Acquisition CIP		1,678.0	-1,678.0	0.0
		37.0	Masters, Mates & Pilots FY 86 settlement	238.1		238.1	0.0
		38.0	Marine Engineers Ben. Assoc. FY 86 settlement	258.2		258.2	0.0
		26.6	Miso. Claims/State Warrants	0.7		0.7	0.0
		7.1	Foundation Program		1,644.7	-1,644.7	0.0
		6.0	Postsecondary Comm Incentive Grants	25.4		25.4	25.4
		272.0	Water/Sewer Feasibility Studies	55.8		55.8	0.0
		211.0	Seismic Hazard Program		83.0	-83.0	0.0
		154.0	Additional GF for Highway Projects Fed Ineligible	850.0		850.0	0.0

SECTIONAL ANALYSIS

CS HB 574 (FINANCE)

ED #	SPONSOR	SEC #	SHORT DESCRIPTION	GENERAL FUNDS INCREASE	GENERAL FUNDS DECREASE	Total GF	Fed/Other Funds
98	Governor	145.0	Parks Management FY 86		50.0	-50.0	0.0
		19.0	APUC State/Fed Telecom Board Hearings	50.0		50.0	0.0
		15.0	Foster Care 86	292.0		292.0	0.0
		20.0	National Guard Retention Benefits		170.0	-170.0	0.0
		60.0	Comm on Handicapped--Barrier Removal Ext. Lapse			0.0	0.0
		29.2	State V. Peel	351.8		351.8	0.0
		40.2	Fire Training Program FY 87	52.8		52.8	0.0
		21.0	Office of Adjutant General	44.0		44.0	0.0
		61.0	Public Facilities Planning Fund Lapse		6,000.0	-6,000.0	6,000.0
		26.2	Miso Claims/State Warrants	96.8		96.8	0.0
		25.0	Inmate Medical Costs	808.2		808.2	0.0
		26.1	Miso Claims/State Warrants	49.6		49.6	0.0
			Total for Governor:	15,779.2	35,641.1	-19,861.9	22,994.9
	Grussendorf	76.2	AK Pulp Corp. Loan Guarantee	8,200.0		8,200.0	0.0
		76.1	AIDA Multi-Family Unit Loans		8,200.0	-8,200.0	0.0
		81.0	House Leadership FY 86 Extend Lapse			0.0	0.0
			Total for Grussendorf:	8,200.0	8,200.0	0.0	0.0
	Larson	122.0	House Finance Foundation Studies FY 87	45.0		45.0	0.0
		121.0	Leg Council Foundation Study FY 86		45.0	-45.0	0.0
			Total for Larson:	45.0	45.0	0.0	0.0
	Pearce/Hanley	197.0	Special Narcotics Operations	41.1		41.1	0.0
			Total for Pearce/Hanley:	41.1	0.0	41.1	0.0

SECTIONAL ANALYSIS

CS HB 574 (FINANCE)

ED •	SPONSOR	SEC •	SHORT DESCRIPTION	GENERAL FUNDS INCREASE	GENERAL FUNDS DECREASE	Total GF	Fed/Other Funds
98	Pourchot	289.0	Ak mental health land costs extend lapse			0.0	0.0
		100.0	Innovative Gold Recovery Pgm extend lapse			0.0	0.0
		63.2	Monitor Gold Recovery Program extend lapse			0.0	0.0
		111.0	Innovative Pollution Control Pgm extend lapse			0.0	0.0
			Total for Pourchot:	0.0	0.0	0.0	0.0
	Ringstad	250.1	Legislature FY 84 Supplemental		18.0	-18.0	0.0
		250.2	Leg Affairs-Joint Committee on Foreign Trade Opps	18.0		18.0	0.0
			Total for Ringstad:	18.0	18.0	0.0	0.0
			Total for 98:	26,087.3	44,151.6	-18,064.3	22,994.9
			Total:	47,158.9	61,624.2	-14,465.3	21,685.6

CS HB 574 (FINANCE)

Advised at 5/12/86

SEC #	SPONSOR	DEPT	SHORT DESCRIPTION	GENERAL FUNDS INCREASE	GENERAL FUNDS DECREASE	Total GF	Fed/Other Funds
1.0	Governor	Administration	Telecom Svcs State/Fed Board	189.0		189.0	0.0
2.0	Governor	Administration	Office of Public Advocacy	825.9		825.9	0.0
3.0	Governor	Administration	Longevity Bonus		1,879.0	-1,879.0	0.0
4.0	Governor	Law	Oil/Gas Legal Proceedings	488.0		488.0	0.0
5.0	Governor	Law	Misc. claims	711.9		711.9	0.0
6.0	Governor	Education	Postsecondary Comm incentive Grants	25.4		25.4	25.4
7.1	Governor	Education	Foundation Program		1,644.7	-1,644.7	0.0
7.2	Governor	Education	Student Lunch Program			0.0	-25.5
8.0	Governor	Education	District Support Svcs			0.0	25.5
9.0	Governor	Health & Soc Svcs	Longevity Bonus Hold-Harmless		928.6	-928.6	0.0
10.0	Governor	Health & Soc Svcs	Medicaid 86	263.8		263.8	360.5
11.0	Governor	Health & Soc Svcs	Adult Public Assistance 86	491.0		491.0	0.0
12.0	Governor	Health & Soc Svcs	GR-Med Pharmaceuticals 86	896.9		896.9	0.0
13.0	Governor	Health & Soc Svcs	AFDC 86	385.0		385.0	385.0
14.0	Governor	Health & Soc Svcs	General Relief Assistance 86	168.8		168.8	0.0
15.0	Governor	Health & Soc Svcs	Foster Care 86	292.0		292.0	0.0
16.0	Governor	Health & Soc Svcs	Medical Assistance 84		1,740.6	-1,740.6	-664.7
17.0	Governor	Health & Soc Svcs	Medical Assistance 85	1,740.6		1,740.6	664.7
18.0	Governor	Labor	Disabled Fishermen's Fund			0.0	150.0
19.0	Governor	Commerce	APUC State/Fed Telecom Board Hearings	50.0		50.0	0.0
20.0	Governor	Military & Vet Aff	National Guard Retention Benefits		170.0	-170.0	0.0
21.0	Governor	Military & Vet Aff	Office of Adjutant General	44.0		44.0	0.0
22.1	Governor	Corrections	Cook Inlet Correctional Facility	120.0		120.0	0.0
22.2	Governor	Corrections	Wildwood Correctional Facility	215.1		215.1	0.0
22.3	Governor	Corrections	Lemon Creek Correctional Facility	167.5		167.5	0.0
23.0	Governor	Corrections	Correctional Restitution Centers		502.6	-502.6	0.0

SECTIONAL ANALYSIS

CS HB 574 (FINANCE)

SEC	SPONSOR	DEPT	SHORT DESCRIPTION	GENERAL FUNDS INCREASE	GENERAL FUNDS DECREASE	Total BF	Fed/Other Funds
24.8	Governor	Corrections	Corrections Personal Svcs Costs 86	340.7		340.7	0.0
25.8	Governor	Corrections	Inmate Medical Costs	808.2		808.2	0.0
26.1	Governor	Administration	Miso Claims/State Warrants	49.6		49.6	0.0
26.2	Governor	Education	Miso Claims/State Warrants	96.8		96.8	0.0
26.3	Governor	Health & Soc Svcs	Miso Claims/State Warrants	99.5		99.5	0.0
26.4	Governor	Fish & Game	Miso Claims/State Warrants	4.9		4.9	0.0
26.5	Governor	Corrections	Miso Claims/State Warrants	8.0		8.0	0.0
26.6	Governor	Commerce	Miso. Claims/State Warrants	0.7		0.7	0.0
26.7	Governor	Transportation	Miso Claims/State Warrants	6.5		6.5	0.0
27.0	Governor	Health & Soc Svcs	Wasky V. Smith Settlement	2,000.0		2,000.0	0.0
28.0	Governor	Commerce	ASMI 83-85 Overexpenditures	131.4		131.4	152.0
29.1	Governor	Law	State V. Mackay	541.8		541.8	0.0
29.2	Governor	Law	State V. Peel	351.8		351.8	0.0
30.1	Governor	Administration	State V. Mackay (public advocates)	97.8		97.8	0.0
30.2	Governor	Administration	State V. Peel (public advocates)	225.5		225.5	0.0
31.0	Governor	Administration	State V. Mackay (public defender)	58.0		58.0	0.0
32.0	Herrmann	Transportation	King Cove Dock/Haulout/Construct Lang Change			0.0	0.0
33.0	Court System	Court System	Judicial Council Study	33.0		33.0	0.0
34.0	Court System	Court System	Judicial Conduot Comm.	22.0		22.0	0.0
35.0	Governor	Commerce	Power Dev Revolving Loan Fund to Gen Fund		18,605.9	-18,605.9	18,605.9
36.0	Governor	Military & Vet Aff	Veterans Services	32.5		32.5	0.0
37.0	Governor	Governor	Masters, Mates & Pilots FY 86 settlement	238.1		238.1	0.0
38.0	Governor	Governor	Marine Engineers Ben. Assoc. FY 86 settlement	258.2		258.2	0.0
39.0	Governor	Public Safety	Aircraft Replace--Language Change			0.0	0.0
40.1	Governor	Education	Fairbanks-Fire Training Equipment		52.8	-52.8	0.0
40.2	Governor	Public Safety	Fire Training Program FY 87	52.8		52.8	0.0

SECTIONAL ANALYSIS

CS HB 574 (FINANCE)

SEC	SPONSOR	DEPT	SHORT DESCRIPTION	GENERAL FUNDS INCREASE	GENERAL FUNDS DECREASE	Total GF	Fed/Other Funds
41.0	Governor	Revenue	Fisheries Tax FY 86--Extend Lapse			0.0	0.0
42.0	Governor	Commerce	APA-SWGR Kobuk to Shungnak Language Change			0.0	0.0
43.1	Governor	Commerce	Fisheries Enhance Tax Rots--Additional FY 87 Rots	1,487.7		1,487.7	0.0
43.2	Governor	Commerce	Fisheries Tax Receipts-Additional Revenue		1,487.7	-1,487.7	0.0
44.0	Governor	Fish & Game	Elk Transplant Zarembo Isle--Extend Lapse			0.0	0.0
45.0	Governor	University	Prince Wm Sound CC-Classroom		594.6	-594.6	0.0
46.0	Governor	University	Prince Wm Sound CC-Plan Design Ph. I		250.0	-250.0	0.0
47.0	Governor	University	Prince Wm Sound CC-Valdez Bldg Design		131.4	-131.4	0.0
48.0	Governor	University	Prince Wm Sound CC-Valdez Facility Purch/Renov	976.0		976.0	0.0
49.1	Governor	University	Tanana Valley CC-Student Hsing Design/Build		912.1	-912.1	0.0
49.2	Governor	University	Tanana Valley CC-Facility Purchase/Renovate	912.1		912.1	0.0
50.1	Sund	Environmental Con	Wrangell-Water Sewer Extension		21.1	-21.1	0.0
51.1	Binkley	Environmental Con	Bethel-Sewer Line Extension		200.0	-200.0	0.0
51.2	Binkley	Muni Grant	Bethel-Water & Sewer projects	200.0		200.0	0.0
52.0	Governor	Muni Grant	Petersburg-Water & Sewer Language Change			0.0	0.0
53.0	Governor	Muni Grant	Petersburg-Water & Sewer Language Change			0.0	0.0
54.0	Governor	Muni Grant	Petersburg-Water & Sewer Language Change			0.0	0.0
55.0	Governor	Natural Resources	Fairbanks-DNR-Office Bldg. Language Change			0.0	0.0
56.1	Governor	Natural Resources	Seismic Data Acquisition CIP		1,678.0	-1,678.0	0.0
56.2	Governor	Natural Resources	Fairbanks Resources Complex Improvements	1,678.0		1,678.0	0.0
57.0	Governor	Unino Comm Grant	New Syuyahok-truck/pickup language change			0.0	0.0
58.1	Fuller	Muni Grant	Kotlik Airport Improvements		365.4	-365.4	0.0
58.2	Fuller	Muni Grant	Kotlik Erosion Control Project	365.4		365.4	0.0
59.0	Governor	Unino Comm Grant	Noatak-Dump Fencing Repeal		20.9	-20.9	0.0
60.0	Governor	Labor	Comm on Handicapped--Barrier Removal Ext. Lapse			0.0	0.0
61.0	Governor	Transportation	Public Facilities Planning Fund lapse		6,000.0	-6,000.0	6,000.0

SECTIONAL ANALYSIS

CS HB 574 (FINANCE)

SEC #	SPONSOR	DEPT	SHORT DESCRIPTION	GENERAL FUNDS INCREASE	GENERAL FUNDS DECREASE	Total GF	Fed/Other Funds
62.1	Binkley	Environmental Con	Napaskiak-Water/Sewer Feasibility		2.4	-2.4	0.0
62.2	Binkley	Environmental Con	Pitkas Point Water Facility Upgrade		5.0	-5.0	0.0
62.3	Binkley	Environmental Con	Platinum-Water/Sewer Study		43.4	-43.4	0.0
62.4	Binkley	Environmental Con	Newtok-Feasibility Study		0.9	-0.9	0.0
62.5	Governor	Environmental Con	Nelson Lagoon-Water Pipe Burial		5.8	-5.8	0.0
63.1	Governor	Health & Soc Svcs	Fairbanks Mental Health FY86 Extend Lapse			0.8	0.0
63.2	Pourchot	Natural Resources	Monitor Gold Recovery Program extend lapse			0.0	0.0
64.0	Governor	Environmental Con	North Pole-Treatment Plant/Lagoon Lang. Change			0.0	0.0
65.1	Schultz	Uninc Comm Grant	Northway-Sanitation Truck		15.9	-15.9	0.0
65.2	Schultz	Uninc Comm Grant	Northway-Community Hall Completion	15.9		15.9	0.0
66.1	Adams	Muni Grant	Kaktovik-Grey Water Facility		337.3	-337.3	0.0
66.2	Adams	Environmental Con	N Slope Borough-Kaktovik water/sewer/waste	337.3		337.3	0.0
67.1	Schultz	Uninc Comm Grant	Northway-Fire Hall		16.1	-16.1	0.0
67.2	Schultz	Uninc Comm Grant	Northway-Community Hall Completion	16.1		16.1	0.0
68.1	Schultz	Uninc Comm Grant	Cantwell-Landfill Relocation		100.0	-100.0	0.0
68.2	Schultz	Environmental Con	Cantwell-landfill improvements	100.0		100.0	0.0
69.1	Schultz	Uninc Comm Grant	Tok-Clinic Equipment/Ambulance Storage		15.0	-15.0	0.0
69.2	Schultz	Health & Soc Svcs	Tok Comm Clinic Corp. x-ray purchase/repair	15.0		15.0	0.0
70.1	Schultz	Uninc Comm Grant	Tok-Clinic Equipment/Ambulance Storage		6.5	-6.5	0.0
70.2	Schultz	Health & Soc Svcs	Tok Comm Clinic Corp. x-ray purchase/repair	6.5		6.5	0.0
71.1	Schultz	Comm & Reg Aff	Tri Valley Inc.-Healy Child Care Facility		110.0	-110.0	0.0
71.2	Schultz	Comm & Reg Aff	Kid Stop Inc.-Healy Child Care Fac	110.0		110.0	0.0
72.0	Herrmann	Muni Grant	Sand Point-Drainage/Water/Sewer Lang. Change			0.0	0.0
73.1	Herrmann	Muni Grant	Aleknagik-Dredging Equipment		18.8	-18.8	0.0
73.2	Herrmann	Muni Grant	Aleknagik-S. Shore Access/Boat Ramp/Parking	18.8		18.8	0.0
74.1	Herrmann	Muni Grant	Aleknagik-S. Shore Landfill		28.2	-28.2	0.0

SECTIONAL ANALYSIS

CS HB 574 (FINANCE)

SEC	SPONSOR	DEPT	SHORT DESCRIPTION	GENERAL FUNDS INCREASE	GENERAL FUNDS DECREASE	Total SF	Fed/Other Funds
74.2	Herrmann	Muni Grant	Aleknagik-N. Shore Landfill Road Project	28.2		28.2	0.0
75.1	Herrmann	Muni Grant	Aleknagik-Fire Fighting Equipment		25.2	-25.2	0.0
75.2	Herrmann	Muni Grant	Aleknagik-Fire Equipment & Building Space	25.2		25.2	0.0
76.1	Grussendorf	Commerco	AIDA Multi-Family Unit Loans		8,200.0	-8,200.0	0.0
76.2	Grussendorf	Commerco	AK Pulp Corp. Loan Guarantee	8,200.0		8,200.0	0.0
77.1	Goll	Muni Grant	Haines-Energy Conservation repeal		60.8	-60.8	0.0
77.2	Goll	Muni Grant	Haines-Water treatment plant tank	60.8		60.8	0.0
78.0	Goll	Muni Grant	Skagway-dock/road/cargo area access lang chg			0.0	0.0
79.1	Goll	Muni Grant	Hydaburg-Water/Sewer upgrade repeal		1,014.4	-1,014.4	0.0
79.2	Goll	Muni Grant	Hydaburg-Health Clinic Completion	214.0		214.0	0.0
79.3	Goll	Muni Grant	Hydaburg-Youth Center	100.0		100.0	0.0
79.4	Goll	Muni Grant	Hydaburg-Ice Machine/Dock Improvements	432.4		432.4	0.0
79.5	Goll	Muni Grant	Hydaburg-Water/Sewer Improvements	268.0		268.0	0.0
80.1	Adams	Muni Grant	NSB-Anaktuvuk Pass YOR		600.0	-600.0	0.0
80.2	Adams	Muni Grant	NSB-Anaktuvuk Pass road projects	600.0		600.0	0.0
81.0	Grussendorf	Legislature	House Leadership FY 86 Extend Lapse			0.0	0.0
82.0	Grussendorf	Muni Grant	Sitka-Granite Creek Sewer Interceptor repeal		245.0	-245.0	0.0
83.0	Grussendorf	Muni Grant	Sitka-Centennial Bldg Upgrade repeal		45.0	-45.0	0.0
84.0	Grussendorf	Muni Grant	Sitka-Price/Jarvis St. Parking lot	168.0		168.0	0.0
85.0	Grussendorf	Muni Grant	Sitka-Katlian Street Parking Lot	107.0		107.0	0.0
86.0	Grussendorf	Muni Grant	Sitka-Landfill Public Use Area	15.0		15.0	0.0
87.1	Binkley	Education	Kasigluk-Tobeluk School		176.4	-176.4	0.0
87.2	Binkley	Education	Nighimute-Tobeluk School		385.3	-385.3	0.0
88.0	Binkley	Education	Kilibuk School Piling Freezer		78.5	-78.5	0.0
89.0	Binkley	Education	Painting-Kilibuk School Bethel		13.0	-13.0	0.0
90.0	Binkley	Education	Bethel Schools Health & Life Safety		66.7	-66.7	0.0

SECTIONAL ANALYSIS

CS HB 574 (FINANCE)

SEC #	SPONSOR	DEPT	SHORT DESCRIPTION	GENERAL FUNDS INCREASE	GENERAL FUNDS DECREASE	Total GF	Fed/Other Funds
91.0	Binkley	Transportation	Bethel Kilbuk School Kitchen		84.0	-84.0	0.0
92.0	Binkley	Muni Grant	Newtok-Solid Waste/Safe Water Bldg lang. chg.			0.0	0.0
93.0	Binkley	Muni Grant	Chefornak-Chino Renovate/Construct lang. chg.			0.0	0.0
94.0	Binkley	Muni Grant	Quinhagak-Washeteria Expand/Renovate lang. chg.			0.0	0.0
95.0	Binkley	Education	Kipnuk Elem School	603.9		603.9	0.0
96.1	Herrmann	Muni Grant	Unalaska-Waste Oil Receiving Station		93.5	-93.5	0.0
96.2	Herrmann	Muni Grant	Unalaska Road Improvements	93.5		93.5	0.0
97.1	Sund	Environmental Con	Ketchikan-Water Filtration		924.1	-924.1	0.0
97.2	Sund	Muni Grant	Ketchikan-Carlanna Water Svc Area improve	924.1		924.1	0.0
98.0	Sund	Environmental Con	Ketchikan-Water/Sewer Language Change			0.0	0.0
99.1	Davis	Environmental Con	Oil Spill Mitigation Account			0.0	-157.0
99.2	Davis	Environmental Con	Oil Spill Reserve Account			0.0	-286.7
99.3	Davis	Environmental Con	Hazardous Release Response Fund			0.0	443.7
100.0	Pourchof	Natural Resources	Innovative Gold Recovery Pgm extend lapse			0.0	0.0
101.0	Pourchof	Environmental Con	Innovative Pollution Control Pgm extend lapse			0.0	0.0
102.1	Gruenberg	Muni Grant	Anchorage-Fireweed Lane Sidewalk		148.3	-148.3	0.0
102.2	Gruenberg	Muni Grant	Anchorage-roads Birchwood, Malibu, White Birch		4.0	-4.0	0.0
102.3	Gruenberg	Muni Grant	Anchorage-ED 11 street improvement program	152.3		152.3	0.0
103.1	Gruenberg	Muni Grant	Anchorage-Turnagain Blvd Reconstruction		133.5	-133.5	0.0
103.2	Gruenberg	Muni Grant	Anchorage-Sen Dist G street improvement pgm	133.5		133.5	0.0
104.1	Gruenberg	Muni Grant	Anchorage-Bike Trail Tudor/Minnesota/C street		26.2	-26.2	0.0
104.2	Gruenberg	Muni Grant	Anchorage-ED 11 street improvement program	26.2		26.2	0.0
105.0	Schultz	Comm & Reg Aff	Tanana Development Corp. Sr. Citizen Van	8.4		8.4	0.0
106.0	Schultz	Comm & Reg Aff	Copper River Native Assoc-Sr. Citizen Van	16.6		16.6	0.0
107.0	GoII	Education	Long Isle/Glidersleeve/Thorne Bay School Lng chg			0.0	0.0
108.0	Governor	Unho Comm Grant	Noatak-Erosion Control		6.0	-6.0	0.0

SECTIONAL ANALYSIS

CS HB 574 (FINANCE)

SEC #	SPONSOR	DEPT	SHORT DESCRIPTION	GENERAL FUNDS INCREASE	GENERAL FUNDS DECREASE	Total GF	Fed/Other Funds
109.0	Schultz	Comm & Reg Aff	Richardson Hwy /Copper Ctr Loop street lights	5.0		5.0	0.0
110.0	Schultz	Uninc Comm Grant	Tansoross-Village Street Lights		30.0	-30.0	0.0
111.0	Governor	Comm & Reg Aff	Regional Resource Authorities		30.0	-30.0	0.0
112.0	Schultz	Comm & Reg Aff	Nenana energy Conservation language change			0.0	0.0
113.0	Governor	Uninc Comm Grant	Tyonok-Sawmill Repairs		10.0	-10.0	0.0
114.0	Governor	Comm & Reg Aff	Hispanic Cultural Center		300.0	-300.0	0.0
115.0	Governor	Comm & Reg Aff	League of Latin American Citizens- perations	150.0		150.0	0.0
116.0	Governor	Comm & Reg Aff	Fairbanks Native Assoc.-Community Planning	35.0		35.0	0.0
117.0	Larson	Natural Resources	Firewood Access Roads in District 16	40.0		40.0	0.0
118.0	Governor	Comm & Reg Aff	Martin Luther King Holiday Commission-Opps	15.0		15.0	0.0
119.0	Governor	Muni Grant	Kotzeube-Inuit Circumpolar Conference Costs	170.0		170.0	0.0
120.0	Governor	Comm & Reg Aff	Ak Black Leadership Conference-Film Project	15.0		15.0	0.0
121.0	Larson	Legislature	Leg Council Foundation Study FY 86		45.0	-45.0	0.0
122.0	Larson	Legislature	House Finance Foundation Studies FY 87	45.0		45.0	0.0
123.1	Adams	Legislature	Leg Audit FY 86 Lapse		100.0	-100.0	0.0
123.2	Adams	Legislature	Leg Finance FY 86 Lapse		90.0	-90.0	0.0
124.0	Adams	Legislature	Ombudsman FY 86 Lapse		7.5	-7.5	0.0
125.0	Adams	Legislature	Leg Session Expenses FY 86	397.5		397.5	0.0
126.0	Cato	Transportation	Whittier Access Study		67.1	-67.1	0.0
127.1	Cato	Transportation	Whittier-Shotgun Cove Rd Prelim Engineering		99.9	-99.9	0.0
127.2	Cato	Muni Grant	Cordova-Public Restrooms/Visitor Area Construct	99.9		99.9	0.0
128.0	Cato	Muni Grant	Whittier-Road/Traills Construction and Paving	67.0		67.0	0.0
129.0	Cato	Legislature	Highway Users Federation Study of DOT/PF	50.0		50.0	0.0
130.0	Cato	University	Prince William Sound CC-Cordova Space Rental	30.0		30.0	0.0
131.0	Cato	Transportation	Whittier-Shotgun Cove Road		117.5	-117.5	0.0
132.1	Cato	Transportation	Shotgun Cove Right of Way		494.2	-494.2	0.0

SECTIONAL ANALYSIS

CS HB 574 (FINANCE)

SEC	SPONSOR	DEPT	SHORT DESCRIPTION	GENERAL FUNDS INCREASE	GENERAL FUNDS DECREASE	Total GF	Fed/Other Funds
132.2	Cato	Muni Grant	Whittier-Roads & Trails Construction/Paving	494.2		494.2	0.0
133.0	Cato	Transportation	Seward-Coal Loading Facility		1,000.0	-1,000.0	0.0
134.0	Cato	Muni Grant	Seward-Marine Industrial Park	700.0		700.0	0.0
135.0	Cato	Health & Soc Svcs	Bear Creek VFD EMS Equipment	10.0		10.0	0.0
136.0	Cato	Health & Soc Svcs	Hope/Sunrise EMS Communication/Paging Equip	15.0		15.0	0.0
137.0	Cato	Health & Soc Svcs	Cooper Landing VFD Fire Apparatus	6.0		6.0	0.0
138.0	Cato	Health & Soc Svcs	Cooper Landing EMS Equipment	2.3		2.3	0.0
139.0	Cato	Health & Soc Svcs	Chenega/Tattilek EMS Equipment	9.0		9.0	0.0
140.0	Cato	Health & Soc Svcs	Full-Time EMS Trainer-Prince William Sound	40.0		40.0	0.0
141.0	Cato	Muni Grant	Seward-Diesel Power Generation	140.0		140.0	0.0
142.0	Cato	Health & Soc Svcs	Seward Life Action Council Operations	39.7		39.7	0.0
143.1	Cato	Transportation	Aviation Safety Foundation Operations	38.0		38.0	0.0
143.2	Adams	Transportation	Aviation Safety Foundation Operations	62.0		62.0	0.0
144.1	Cato	Natural Resources	Statewide Trails & Footpaths		50.0	-50.0	0.0
144.2	Cato	Muni Grant	Cordova-Roads & Trails	50.0		50.0	0.0
145.0	Governor	Natural Resources	Parks Management FY 86		50.0	-50.0	0.0
146.0	Governor	Natural Resources	Chitka Bald Eagle Preserve FY 87 Opps	50.0		50.0	0.0
147.0	Governor	Transportation	Anchorage Int'l Airport Improve Lang. Change			0.0	0.0
148.0	Governor	Transportation	Seldovia Airport Improve Language Change			0.0	0.0
149.0	Governor	Transportation	Sterling Highway Reconstruction Lang. Change			0.0	0.0
150.0	Governor	Transportation	Manokotak Airport/Grader Language Change			0.0	0.0
151.0	Governor	Transportation	Sleetmute Airport Construct/Lighting		30.0	-30.0	0.0
152.0	Governor	Transportation	Sleetmute/Holy Cross Airports Nav Aids	30.0		30.0	0.0
153.0	Governor	Transportation	Central Region Fed Airport Pgm Language Change			0.0	0.0
154.0	Governor	Transportation	Additional GF for Highway Projects Fed Ineligible	850.0		850.0	0.0
155.0	Thompson	Transportation	Kodiak-Near Island Bridge		500.0	-500.0	0.0

SECTIONAL ANALYSIS

CS HB 574 (FINANCE)

SEC	SPONSOR	DEPT	SHORT DESCRIPTION	GENERAL FUNDS INCREASE	GENERAL FUNDS DECREASE	Total GF	Fed/Other Funds
156.0	Thompson	Muni Grant	Near Island Road Access/Parking/Jail	500.0		500.0	0.0
157.0	Governor	Transportation	Pedro Bay-Classroom & Multipurpose	10.3		10.3	0.0
158.0	Governor	Transportation	Anchorage Int'l Airport Blast Protection			0.0	-1,000.0
159.0	Binkley	Transportation	Bethel Airport Runway/Apron Paving		195.0	-195.0	0.0
160.0	Governor	Transportation	Togiak-Runway Lighting		32.5	-32.5	0.0
161.0	Governor	Transportation	Golovin Airport Relocation Language Change			0.0	0.0
162.0	Governor	Transportation	Glenn Hwy MP 138-139		116.2	-116.2	-1,029.0
163.1	Larson	Transportation	Parks Hwy Little Coal-Middle Fork		150.0	-150.0	-521.6
163.2	Larson/Hurley	Transportation	Parks Hwy Little Coal-Middle Fork		18.5	-18.5	0.0
164.0	Governor	Transportation	Glenn Hwy Rehab MP 135-North			0.0	1,029.0
165.0	Governor	Transportation	Parks Hwy Rehab MP 190-North			0.0	521.6
166.1	Governor	Transportation	Richardson Hwy Mile 16-19			0.0	-1,196.0
166.2	Governor	Transportation	Highway Project Contingency			0.0	-2,112.9
167.0	Governor	Transportation	Space Planning, Statewide		346.0	-346.0	0.0
168.0	Governor	Transportation	Chena Hot Springs Road Erosion			0.0	580.0
169.0	Governor	Transportation	Taylor Hwy Bridges			0.0	1,594.7
170.0	Governor	Transportation	Ambler Runway Improvements			0.0	-200.0
171.0	Governor	Transportation	Noatak Airport Improvements			0.0	200.0
172.0	Governor	Transportation	Noatak Streets & Facilities		50.0	-50.0	0.0
173.0	Governor	Transportation	Erosion Repairs-Shishmaref, Deering, Noorvik	50.0		50.0	0.0
174.0	Governor	Transportation	Richardson Hwy MP 6-14		160.0	-160.0	-2,484.0
175.0	Governor	Transportation	Ruby Runway Improvements	400.0		400.0	0.0
176.0	Governor	Transportation	Federal Airport Improvement Program			0.0	425.0
177.0	Governor	Transportation	80 Mile Steese Hwy Maint Station Completion		210.0	-210.0	0.0
178.0	Sund	Transportation	Meyers Chuck Dock		75.0	-75.0	0.0
179.0	Governor	Transportation	Kasaan Dock Construction	75.0		75.0	0.0

SECTIONAL ANALYSIS

CS HB 574 (FINANCE)

SEC	SPONSOR	DEPT	SHORT DESCRIPTION	GENERAL FUNDS INCREASE	GENERAL FUNDS DECREASE	Total GF	Fed/Other Funds
180.0	Governor	Transportation	Sitka-Sawmill Creek Rd. Overlay			0.0	-900.0
181.0	Governor	Transportation	Klondike Hwy slide repair/guardrails			0.0	900.0
182.1	Grussendorf	Transportation	Sitka-Bridge Painting & Paving		150.0	-150.0	0.0
182.2	Grussendorf	University	Islands CC/Mt. Edgecumbe Campus FY 87 Opps	150.0		150.0	0.0
183.0	Larsen	Muni Grant	Mat-Su Borough-School Safety/Security Improve	110.0		110.0	0.0
184.0	Governor	Transportation	Lease/Purchase Hydrofoil		450.0	-450.0	0.0
185.0	Governor	Transportation	Kenai Airport Ramp/Floatplane Basin Lang. Chg.			0.0	0.0
186.1	Pignatelli	Muni Grant	Anchorage-Highland Terrace/Clyde Dickson St.		80.8	-80.8	0.0
186.2	Pignatelli	Muni Grant	Anchorage-Campbell Airstrip RD Ltd Rd Svc Area	80.8		80.8	0.0
187.1	Schultz	Natural Resources	Rex RR Bridge-Healy/Merana		10.0	-10.0	0.0
187.2	Schultz	Transportation	Nenana Road Improvements	10.0		10.0	0.0
188.0	Goff	Education	Sealaska Heritage Foundation/Ed Materials Dev	80.0		80.0	0.0
189.0	Pearce/Hanley	Muni Grant	Anchorage-West High Repaving		1.7	-1.7	0.0
189.1	Pearce/Hanley	Muni Grant	Anchorage-Diamond/Mears Remodeling		1.0	-1.0	0.0
189.2	Pearce/Hanley	Muni Grant	Anchorage-Diamond/Mears Blackout Covering		0.6	-0.6	0.0
189.3	Pearce/Hanley	Muni Grant	Anchorage-Diamond/Mears Carpet Replacement		0.1	-0.1	0.0
189.4	Pearce/Hanley	Muni Grant	Anchorage-Campbell Elementary School		0.3	-0.3	0.0
189.5	Pearce/Hanley	Muni Grant	Anchorage-Sand Lake Elementary Carpeting		0.8	-0.8	0.0
189.6	Pearce/Hanley	Muni Grant	Anchorage-Chinook Elementary Addition		1.1	-1.1	0.0
189.7	Pearce/Hanley	Transportation	Jewel Lake Road Rehabilitation		2.3	-2.3	0.0
189.8	Pearce/Hanley	Corrections	Fire Island Prison Feasibility Study		14.2	-14.2	0.0
189.9	Pearce/Hanley	Administration	OAC-Salvation Army Senior Shuttle ANC Opps	22.1		22.1	0.0
190.0	Pearce/Hanley	Muni Grant	Anchorage-Broadmore Subdivision Reconstruct		250.5	-250.5	0.0
191.0	Pearce/Hanley	Muni Grant	Anchorage-Hather Subdivision Matching funds	100.0		100.0	0.0
192.1	Pearce/Hanley	Comm & Reg Aff	AK Womens Rsroe Ctr-Employ/Job Services	84.0		84.0	0.0
192.2	Clocksin	Comm & Reg Aff	AK Womens Rsroe Ctr-Employ/Job Services	14.1		14.1	0.0

SECTIONAL ANALYSIS

CS HB 574 (FINANCE)

SEC	SPONSOR	DEPT	SHORT DESCRIPTION	GENERAL FUNDS INCREASE	GENERAL FUNDS DECREASE	Total GF	Fed/Other Funds
193.0	Pearce/Hanley	Health & Soc Svcs	Sisters of Providence-Anchorage Home Hlth Care	66.6		66.6	0.0
194.0	Pearce/Hanley	Muni Grant	Anchorage-Aroctic Blvd/Airport to Raspberry		37.2	-37.2	0.0
195.0	Frank	Education	Education-Tuition Students FY 86	1,388.0		1,388.0	0.0
196.0	Pearce/Hanley	Muni Grant	Anchorage-Minnesota/Int'l Airport Rd Beautify		22.5	-22.5	0.0
197.0	Pearce/Hanley	Public Safety	Special Narcotics Operations	41.1		41.1	0.0
198.0	Pearce/Hanley	Administration	OAC-Salvation Army Senior Shuttle ANC Opps	13.2		13.2	0.0
199.0	Navarre	Transportation	Kenai Harbor Facilities		157.8	-157.8	0.0
200.0	Navarre	Transportation	Kenai Highway Shop Roof		2.4	-2.4	0.0
201.0	Navarre	Transportation	Katifornsky Road Drainage/Erosion		10.6	-10.6	0.0
202.0	Navarre	Transportation	West Hill Road		49.4	-49.4	0.0
203.0	Navarre	Muni Grant	Kenai Pen Borough-Ridgeway /Sterling Fire Station	40.0		40.0	0.0
204.0	Navarre	Administration	Ninilchik Sr. Citizens Ctr Completion	20.0		20.0	0.0
205.0	Navarre	Muni Grant	Kenai Borough-Katifornsky Beach Fire Equip /Opps	112.7		112.7	0.0
206.0	Navarre	Muni Grant	Kenai Borough-Seldovia School Satellite Dish	7.5		7.5	0.0
207.0	Navarre	Muni Grant	Homer-Completion of Sr. Citizens Center	20.0		20.0	0.0
208.0	Governor	Commerce	Pacific Rim Fellowships / Associated Costs	110.0		110.0	0.0
209.0	Governor	Comm & Reg Aff	Community Organizational Grants FY 86	300.0		300.0	0.0
210.0	Governor	Comm & Reg Aff	Community Organizational Grants FY 87	200.0		200.0	0.0
211.0	Governor	Natural Resources	Seismic Hazard Program		83.0	-83.0	0.0
212.0	Governor	Natural Resources	St. Augustine/other Seismic Monitoring	83.0		83.0	0.0
213.0	Governor	Natural Resources	Augustine Island Tsunami Warning Network	80.0		80.0	0.0
214.1	Duncan	Muni Grant	Juneau-12th Street Bridget/Road		65.7	-65.7	0.0
214.2	Duncan	Muni Grant	Juneau-Low Income Housing		6.1	-6.1	0.0
214.3	Duncan	Muni Grant	Juneau-12th Street Water Project		97.7	-97.7	0.0
214.4	Duncan	Muni Grant	Juneau-Switzer Creek to Airport Water Project		58.2	-58.2	0.0
214.5	Duncan	Muni Grant	Juneau Water Projects	227.7		227.7	0.0

SECTIONAL ANALYSIS

CS HB 574 (FINANCE)

SEC •	SPONSOR	DEPT	SHORT DESCRIPTION	GENERAL FUNDS INCREASE	GENERAL FUNDS DECREASE	Total SF	Fed/Other Funds
215.0	Duncan	University	UAJ-Site Prep/Utilities/Equip/Furnish		8.9	-8.9	0.0
215.1	Duncan	University	UAJ-Site Acq/Develop/Access Rd/Equipment		109.0	-109.0	0.0
215.2	Duncan	University	UAJ-Land Acquisition		4.4	-4.4	0.0
215.3	Duncan	University	UAJ-Fisheries Building Phase II		1.5	-1.5	0.0
215.4	Duncan	University	UAJ-Bill Ray Center Addition		2.5	-2.5	0.0
215.5	Duncan	University	UAJ-Forest Science Laboratory		304.4	-304.4	0.0
215.6	Duncan	University	UAJ-Construction/Instruction Equipment		1.7	-1.7	0.0
215.7	Duncan	University	UAJ-Remodeling		19.1	-19.1	0.0
215.8	Duncan	University	UAJ-PE Facility Planning/Design		246.6	-246.6	0.0
215.9	Duncan	Transportation	North Douglas Highway Extension		750.0	-750.0	0.0
216.0	Duncan	University	UAJ-Library site acq/design/engineer/construct	1,306.3		1,306.3	0.0
217.0	Duncan	Education	Sealaska Heritage Foundation/Match Grants	61.8		61.8	0.0
218.0	Duncan	Muni Grant	Haines-Southeast State Fair	30.0		30.0	0.0
219.1	Duncan	Muni Grant	Juneau-Alternative Housing		300.0	-300.0	0.0
219.2	Duncan	University	UAJ-Instruction/Other Operating Costs	300.0		300.0	0.0
220.1	Duncan	Muni Grant	Juneau-Lemon Creek Neighborhood Park		50.1	-50.1	0.0
220.2	Duncan	Muni Grant	Juneau-Douglas Pullout Improvements	50.1		50.1	0.0
221.0	Duncan	Muni Grant	Juneau-Regional Library Language Change			0.0	0.0
222.0	Duncan	Muni Grant	Juneau-Regional Library Language Change			0.0	0.0
223.0	Duncan	Corrections	Gastineau Manor renovation/security	50.0		50.0	0.0
224.0	Pearce/Henley	Muni Grant	Senate Dist G Streets Improvement Program	5.3		5.3	0.0
225.1	Goll	Uninc Comm Grant	Klukwan-Development Grants		32.0	-32.0	0.0
225.2	Goll	Uninc Comm Grant	Klukwan-Cultural Heritage Center	32.0		32.0	0.0
226.1	Larson/Hurley	Education	Educational TV-Anchorage/Kenai/Mat-Su		108.0	-108.0	0.0
226.2	Larson/Hurley	Education	Educational TV-Anchorage/Kenai/Mat-Su		5.3	-5.3	0.0
227.0	Larson/Hurley	Health & Soc Svcs	Sunshine Health/Talkeetna Area Clinic Opps	108.0		108.0	0.0

SECTIONAL ANALYSIS

CS HB 574 (FINANCE)

SEC #	SPONSOR	DEPT	SHORT DESCRIPTION	GENERAL FUNDS INCREASE	GENERAL FUNDS DECREASE	Total BF	Fed/Other Funds
228.0	Larson/Hurley	Public Safety	Valley Womens Resource Ctr FY 87 Opps	23.8		23.8	0.0
229.0	Sund	Administration	APBC-KSTK Wrangell Renovate/Equipment	16.1		16.1	0.0
230.0	Sund	Legislature	Wrangell LID FY 87 Opps	5.0		5.0	0.0
231.0	Sund	Muni Grant	Petersburg-Sons of Norway Hall Renovate/Repair	35.0		35.0	0.0
232.0	Sund	Public Safety	Women in Safe Homes-Ketchikan-Bldg Renovate	9.0		9.0	0.0
233.0	Sund	Administration	APBC-KRBD Ketchikan Renovate/Equipment	10.0		10.0	0.0
234.0	Sund	Administration	APBC-KFSK Petersburg Renovate/Equipment	21.0		21.0	0.0
235.1	Thompson	Administration	Interest Repayment Kodiak Sr. Center		35.1	-35.1	0.0
235.2	Thompson	Comm & Reg Aff	Kodiak Sr. Center Construction	35.1		35.1	0.0
236.1	Goil	Comm & Reg Aff	Gustavus-Roads Upgrade		31.9	-31.9	0.0
236.2	Goil	Muni Grant	Angeon-Head Start Building	31.9		31.9	0.0
237.0	Adams	Education	Kotzebue Tech Center lapse		56.0	-56.0	0.0
238.0	Adams	Education	Kotzebue Tech Center Dorm Operations FY 87	56.0		56.0	0.0
239.0	Binkley	Health & Soc Svcs	Bethel Prenatal Home Facility Improvements	40.0		40.0	0.0
240.0	Binkley	Health & Soc Svcs	Y-K Health Corp. EMS Opps	50.0		50.0	0.0
241.0	Binkley	Public Safety	Tundra Womens Coalition Crisis Ctr Utilities	18.0		18.0	0.0
242.0	Binkley	Health & Soc Svcs	Bethel Group Home, Inc. FY 87 Operations	13.0		13.0	0.0
243.0	Binkley	Health & Soc Svcs	SW AK Council Prevent Child Sex Abuse FY 87 Opps	75.0		75.0	0.0
244.0	Binkley	Comm & Reg Aff	Nunam Kitlutsisti Resource Dev/Protect Pgms	50.7		50.7	0.0
245.1	Clocksln	Muni Grant	Anchorage-15th Ave/Merrill Dr to "I"		6.5	-6.5	0.0
245.2	Clocksln	Muni Grant	Anchorage-So Addition Illumination		14.9	-14.9	0.0
245.3	Clocksln	Muni Grant	Anchorage-Government Hill Elementary		3.9	-3.9	0.0
246.0	Clocksln	Muni Grant	Anchorage School District-ED 12 Library books	11.2		11.2	0.0
247.1	Clocksln	Muni Grant	Anchorage-Alcohol Treatment Facility		88.0	-88.0	0.0
247.2	Clocksln	University	UAA-Public Affairs Program relocate	88.0		88.0	0.0
248.1	Clocksln	Muni Grant	Anchorage-Pedestrian Improve 4th/Elderberry Pk		49.5	-49.5	0.0

SECTIONAL ANALYSIS

CS HB 574 (FINANCE)

SEC #	SPONSOR	DEPT	SHORT DESCRIPTION	GENERAL FUNDS INCREASE	GENERAL FUNDS DECREASE	Total SF	Fed/Other Funds
248.2	Clocksln	Comm & Reg Aff	Alaska Legal Services FY 87 Opps	49.5		49.5	0.0
249.1	Clocksln	Muni Grant	Anchorage-Miso School Projects Lapse		10.0	-10.0	0.0
249.2	Clocksln	Muni Grant	Anchorage-Miso Road Projects Lapse		0.4	-0.4	0.0
249.3	Clocksln	Muni Grant	Anchorage School District-Library Books	10.4		10.4	0.0
250.1	Ringstad	Legislature	Legislature FY 84 Supplemental		18.0	-18.0	0.0
250.2	Ringstad	Legislature	Leg Affairs-Joint Committee on Foreign Trade Opps	18.0		18.0	0.0
251.1	Davis/Koponen	Muni Grant	FNSB-Haines Homestead Foundation/Down Pymt		30.0	-30.0	0.0
251.2	Davis/Koponen	Muni Grant	FNSB-Noel Wien Library Addition Design		153.1	-153.1	0.0
252.0	Davis/Koponen	Muni Grant	FNSB-Library Acquisitions, Equipment, Planning	100.0		100.0	0.0
253.0	Davis/Koponen	Muni Grant	FNSB-Ester Community Park	25.0		25.0	0.0
254.0	Davis/Koponen	Muni Grant	FNSB-Van-Tran Van	10.0		10.0	0.0
255.0	Davis/Koponen	Muni Grant	FNSB-Fire Department Visual Training Equipment	1.0		1.0	0.0
256.0	Davis/Koponen	Muni Grant	FNSB-Litter Reduction/Recycling Program	3.6		3.6	0.0
257.0	Davis/Koponen	Muni Grant	FNSB-Mary Siah Center recreational equipment	2.0		2.0	0.0
258.0	Davis/Koponen	Comm & Reg Aff	Fairbanks Community Food Bank Svc Opps	2.0		2.0	0.0
259.0	Davis/Koponen	Comm & Reg Aff	Fairbanks Community Food Bank Svc Pers Computer	1.0		1.0	0.0
260.0	Davis/Koponen	Health & Soc Svcs	Crisis Clinic Foundation/Interpreter Ref Line	3.0		3.0	0.0
261.0	Davis/Koponen	Comm & Reg Aff	Breadline-FY 87 Program Operations	3.0		3.0	0.0
262.0	Davis/Koponen	Comm & Reg Aff	Arotic Chamber Orchestra 1987 tour	5.0		5.0	0.0
263.0	Davis/Koponen	Natural Resources	Tanana Valley Fair Assoc-handicap barrier remove	7.5		7.5	0.0
264.0	Davis/Koponen	Health & Soc Svcs	Interior Region EMS Council-Train/Equipment	5.0		5.0	0.0
265.0	Davis/Koponen	University	UAF-Polar Library Collection acquisitions	7.5		7.5	0.0
266.0	Davis/Koponen	University	UAF-Museum acquisitions	7.5		7.5	0.0
267.1	Ringstad	University	UAF-Minerals Complex Facility		945.0	-945.0	0.0
267.2	Ringstad	University	UAF-Duckering Bldg Addition Completion		925.0	-925.0	0.0
267.3	Ringstad	University	UAF-Duckering Bldg Addition Equipment	500.0		500.0	0.0

SECTIONAL ANALYSIS

CS HB 574 (FINANCE)

SEC #	SPONSOR	DEPT	SHORT DESCRIPTION	GENERAL FUNDS INCREASE	GENERAL FUNDS DECREASE	Total SF	Fed/Other Funds
267.4	Ringstad	University	UAF-NASA Radar/Natural Science Facility	1,360.0		1,360.0	0.0
268.0	Davis/Koponen	University	UA-Planning/Energy Revolving Fund language chg			0.0	0.0
269.1	Cotten	Transportation	Eagle River Road North-Repairs to Mile 12		20.0	-20.0	0.0
269.2	Cotten	Transportation	Anchorage/Traffic Signal/Eagle Riv Rd/Glenn Hwy		5.9	-5.9	0.0
269.3	Cotten	Transportation	Glenn Highway Rehabilitation		18.7	-18.7	0.0
269.4	Cotten	Transportation	Eagle River Intersection Improvements		8.2	-8.2	0.0
269.5	Cotten	Muni Grant	Anchorage-Chugiak/Eagle River Road Svc Board	52.8		52.8	0.0
270.1	Cotten	Muni Grant	Anchorage-Cherry Street Improvements		157.5	-157.5	0.0
270.2	Cotten	Muni Grant	Anchorage-Peck Avenue Improvements		94.7	-94.7	0.0
270.3	Cotten	Muni Grant	Anchorage-Bartlett High Interior Renovations		0.9	-0.9	0.0
270.4	Cotten	Muni Grant	Anchorage-Ursa Major School		0.2	-0.2	0.0
270.5	Cotten	Muni Grant	Anchorage School District-Muldoon Library PH II	253.3		253.3	0.0
271.0	Governor	Environmental Con	Village Safe Water/Solid Waste Studies		50.0	-50.0	0.0
272.0	Governor	Environmental Con	Water/Sewer Feasibility Studies	55.8		55.8	0.0
273.1	Herrmann	Environmental Con	Tanana Chiefs Remote Maint Pgrm extend lapse			0.0	0.0
273.2	Herrmann	Environmental Con	Y-K Regional Health Corp. Remote Maint ext lapse			0.0	0.0
273.3	Herrmann	Environmental Con	Bristol Bay Area Native Hlth- Remt Maint ext lapse			0.0	0.0
274.1	Sund	Commerce	APA-Wrangell electrical project		25.0	-25.0	0.0
274.2	Sund	Muni Grant	Ketchikan-Volunteer Rescue Services	25.0		25.0	0.0
275.0	Goff	Commerce	APA-Gunnuk Creek Hydro		35.0	-35.0	0.0
276.0	Goff	Commerce	APA-Coffman Cove Electrical Project	35.0		35.0	0.0
277.0	Herrmann	Environmental Con	Sand Point Water/Sewer language change			0.0	0.0
278.0	Adams	Muni Grant	Pt. Hope-Day Care Center language change			0.0	0.0
279.1	Cato	Transportation	Construct High School Tattletok		24.8	-24.8	0.0
279.2	Cato	University	Cordova Marine Advisory Program	24.8		24.8	0.0
280.0	Cato	Education	AVTEC Equipment language change			0.0	0.0

SECTIONAL ANALYSIS

CS HB 574 (FINANCE)

SEC	SPONSOR	DEPT	SHORT DESCRIPTION	GENERAL FUNDS INCREASE	GENERAL FUNDS DECREASE	Total BF	Fed/Other Funds
281.0	Herrmann	Muni Grant	Iliamna Emerg Bldg/Comm. Hall language change			0.0	0.0
282.1	Grussendorf	Commerce	APA-Grant Lake Hydro		30.0	-30.0	0.0
282.2	Cato	Commerce	APA-Grant Lake Hydro		33.6	-33.6	0.0
283.0	Grussendorf	Commerce	APA-Elfin Cove electrical distribution system	30.0		30.0	0.0
284.0	Cato	Commerce	APA-Humpback Creek project feasibility	33.6		33.6	0.0
285.1	Szymanski	Muni Grant	Girdwood School Shortfall		14.2	-14.2	0.0
285.2	Szymanski	Muni Grant	Girdwood Classroom Addition		1.4	-1.4	0.0
285.3	Szymanski	Muni Grant	Bird/Indian Pathway improvements/guardrails		21.0	-21.0	0.0
285.4	Szymanski	Transportation	Flashing Beacon Mtn Air Dr/Rabbit Crk Rd		18.8	-18.8	0.0
285.5	Szymanski	Muni Grant	Kenai Pen Bor-Nikiski Fire Svc Area-escape route	53.4		53.4	0.0
286.1	Szymanski	Muni Grant	Anchorage-Birch Road Upgrade		296.8	-296.8	0.0
286.2	Szymanski	Muni Grant	Anchorage-ED T&B LIDs maintenance	296.8		296.8	0.0
287.1	Schultz	Commerce	Delta II Roads		307.0	-307.0	0.0
287.2	Schultz	Transportation	Agricultural Roads/Flood Control	307.0		307.0	0.0
288.1	Davis/Koponen	Transportation	North Miller Hill Road		3.7	-3.7	0.0
288.2	Davis/Koponen	Transportation	Isberg Rd-ROW, land acquisition	3.7		3.7	0.0
289.0	Pourchot	Natural Resources	Alaska mental health land costs extend lapse			0.0	0.0
290.0	Governor	Education	Wrangell School District FY 86 Supplemental	150.0		150.0	0.0
291.0	Governor	Education	Copper River School District FY 86 Supplemental	184.0		184.0	0.0
292.0	Governor	Education	Adak School Dist. Improve/Equip/Ed Materials	130.0		130.0	0.0
293.0	Governor	Comm & Reg Aff	Statewide Utility Consumer Advocates Opps	120.0		120.0	0.0
294.0	Governor	Muni Grant	Noorvik Erosion Control Project	500.0		500.0	0.0
295.0	Governor	Health & Soc Svcs	Alaska Youth Advocates-Runaway Shelter ANC	198.0		198.0	0.0
296.0	Governor	Health & Soc Svcs	Assoc. Stranded Rural Alaskans-FY 87 Opps	199.9		199.9	0.0
297.0	Governor	Health & Soc Svcs	Chronically Mentally Ill Services-Anchorage	334.2		334.2	0.0
298.0	Governor	Health & Soc Svcs	Juneau Alliance/Mentally Ill-FY 87 Opps	253.0		253.0	0.0

SECTIONAL ANALYSIS

CS HB 574 (FINANCE)

SEC	SPONSOR	DEPT	SHORT DESCRIPTION	GENERAL FUNDS INCREASE	GENERAL FUNDS DECREASE	Total GF	Fed/Other Funds
299.0	Cato	Administration	APBC-Terminal Radio-Valdez- start-up/Equip	37.0		37.0	0.0
300.0	Navarre	Muni Grant	Kenai Pen Borough-Anchor Pt Fire Station Relocate	20.0		20.0	0.0
Total:				47,158.9	61,624.2	-14,465.3	21,585.6

SECTIONAL ANALYSIS

Sectional Analysis - Senate CS CSHB 574 (Finance)

By Section - May 12, 1986

8:00 a.m.

Section	Sponsor	ED	Description	General Fund increase	General Fund Decrease	Other Funds
5.0	Governor	99	Judgements and Claims		-239.0	
56.0	SFC	99	Seismic Data Acquisition		-1,000.0	
60.0	Ferguson	99	Handicapped Empl Comm/lapse date			
60.1	Rodey	7	Izaack Walton League		-400.0	
60.2	Rodey	7	Hunting/Firearm rifle ranges	400.0		
63.1	Ferguson	22	SCAN - lapse date			
63.2	Ferguson	99	Employment/Handicapped - lapse date			
191.0	Rodey	7	Hathor Park	63.0		
191.0	Abood	7	Hathor Park	37.0		
193.0	Rodey	7	Home Health Care - Deleted		-66.6	
224.0	Rodey	7	District G Streets	3.6		
246.0	Sackett	7	District 12 Library books	23.8		
274.0	Ferguson	22	Kotzebue court addition		-5.0	
301.0	SFC	99	Budget Reserve Fund deposit			427,600.0
302.0	Bennett	21	Historic Trails	110.0	-110.0	
303.0	Bennett	21	Circle Erosion Project - language			
304.0	Bennett	21	Leadership funds lapse date			
305.0	Bennett	99	ABE lapse date			
306.0	Bennett		requested deletion			
307.0	Bennett	99	Consumer Protection lapse date			
308.0	Sackett	25	Napakiak dumpsite road		-.4	
309.0	Sackett	25	Kwigillingok airport road		-5.0	
310.0	Sackett	25	Platinum runway		-106.0	
311.0	Sackett	25	McGrath harbor		-30.3	
312.0	Sackett	25	Crooked Creek construction		-7.9	
313.0	Sackett	25	Iditarod REAA code upgrade		-3.4	
314.0	Sackett	25	Pilot Station school overrun		-182.2	
315.0	Sackett	25	Fort Yukon voc ed facility		-1.0	
316.0	Sackett	25	Nulato upgrade/generator		-2.4	
317.0	Sackett	25	Kaltag school upgrade		-5.7	
318.0	Sackett	25	Newtok wastewater study		-.9	
319.0	Sackett	25	Platinum water/sewer study		-43.4	
320.0	Sackett	25	Pitkas Point water facility		-5.0	
321.0	Sackett	25	Napaskiak water/sewer study		-2.5	
322.0	Sackett	25	Manley Hot Springs library clinic		-44.8	
323.0	Sackett	25	Manley Hot Springs clinic/library		-70.0	
324.0	Sackett	25	Platinum health clinic equipment		-3.4	
325.0	Sackett	25	SW air transportation		-92.7	

326.0	Sackett	25	Central facility inventory survey		-7.1
327.0	Sackett	25	St. Mary's aircraft parking		-8.1
328.0	Sackett	25	Trooper housing		-.8
329.0	Sackett	25	Life and Property Protection		-1.3
330.0	Sackett	25	Contingency transportation		-2.0
331.0	Sackett	25	St. Mary's school roof repair		-33.6
332.0	Sackett	25	Yukon/Koyukuk REAA		-83.9
333.0	Sackett	25	Yukon Flats REAA construction		-46.0
334.0	Sackett	25	RDA grants		-35.0
335.0	Sackett	25	Anvik/Hughes/Huslia transmitter		-.7
336.0	Sackett	25	Telida/Mt. Village transmitter		-.7
337.0	Sackett	25	Allakaket/Minto transmitter		-.7
338.0	Sackett	25	Venetie/Chalkyitsik transmitter		-.7
339.0	Sackett	25	Fort Yukon		-184.5
340.0	Sackett	25	Building Renovation/Replacement		-32.9
341.0	Sackett	25	K-12 Support		-12.0
342.0	Sackett	25	Galena water/sewer - language		
343.0	Sackett	25	Tanana code upgrade - language		
344.0	Sackett	25	Telida airport/water projects		
345.0	Sackett	25	Tuluksak health clinic - language		
346.0	Sackett	25	McGrath water system - language		
347.0	Sackett	25	Shageluk - roads - language		
348.0	Sackett	25	Napakiak erosion assessment		
349.0	Sackett	25	Bering Sea Fishermen	30.0	
350.0	Sackett	25	Porcupine caribou commission	80.0	
351.0	Sackett	25	AUCP job referral program	125.0	
352.0	Sackett	25	AUCP Y-K goose management plan	30.0	
353.0	Sackett	25	Ruby electrification	112.6	
354.0	Sackett	25	YK Health Cor emergency services	70.0	
355.0	Sackett	25	Bethel Health Services equipment	19.0	
356.0	Ziegler	1	Ketchikan water system	924.1	-924.1
357.0	SFC	99	Data Center Upgrade		-211.0
358.0	SFC	99	Data Communication Network		-300.0
359.0	Ray	4	Juneau Waterfront - language		
360.0	Ray	4	Juneau Waterfront - language		
361.0	Ray	4	Juneau Waterfront - language		
362.0	Ray	4	Juneau Waterfront - language		
363.0	Faiks	7	Abbott Loop transmission - language		
364.0	Faiks	7	Upper DeArmoun Road - language		
365.0	SFC	99	Data Processing Systems		-86.0
366.0	SFC	99	ITV education project		-5.4
367.2	SFC	99	Data network optimization		-35.8
367.3	SFC	99	Data processing needs assessment		-17.2
368.0	SFC	99	JDC security equipment		-1.4
369.0	SFC	99	Chargeback billing system		-56.5
370.0	Fischer	5	Kenai Pioneer Home Study		-14.0

371.0	SFC		see sec. 56		
372.0	SFC		no balance in account		
373.0	SFC	99	Eligibility System		-1.1
374.0	Sackett		see sec. 324		
375.0	SFC	99	EMS Life-Pak		-3.6
376.0	SFC	99	Health Care Study		-2.4
377.0	SFC	99	McNeil River Game		-1.7
378.0	SFC	99	Eagle Project		-2.8
379.1	Kerttula	16	Mat-Su Valley Lakes		-3.3
379.2	Kerttula	16	Sutton sewer repairs	3.3	
380.0	SFC	99	ANILCA land planning		-22.8
381.0	SFC	99	Vessel Seizure Costs		-65.5
382.0	Faiks		in hosue version		
383.0	Faiks		see sec. 286		
384.0	Faiks	7	Boys Club facilities - language		
385.0	Eliason	2	Thorne Bay school - language		
386.0	Eliason		see sec. 78		
387.0	Eliason		deleted by request		
388.0	Eliason	2	Haines State Fair	44.7	-44.7
389.0	Fahrenkamp	21	Gilmore Trail		-60.6
390.0	Fahrenkamp	21	Steese Highway lanes		-30.0
391.0	Fahrenkamp	21	Emergency vehicle signal		-50.8
392.0	Fahrenkamp	21	Fairbanks bridge deck repairs		-10.1
393.0	Fahrenkamp	21	Fairbanks bridge deck repair		-1.5
394.0	Fahrenkamp	21	Skiland road improvements		-5.4
395.0	Fahrenkamp	21	DNR Commissioner's Office		-5.0
396.0	Fahrenkamp	21	Citizens Advisory Commission	30.0	
397.0	Fahrenkamp	21	WICA facility improvements	10.0	
398.0	Fahrenkamp	21	Fairbanks playground equipment	10.0	
399.0	Fahrenkamp	21	Rosie Creek research project	75.0	
400.0	Fahrenkamp	21	Interior EMS equipment/training	8.3	
401.0	Fahrenkamp	21	UAF museum acquisition	5.0	
402.0	Fahrenkamp	21	UAF Pioneer Air Museum	20.0	
403.0	Fahrenkamp	21	Fairbanks van tran vehicle	5.0	
404.0	Zhaorff	27	Kodiak fair/rodeo	25.0	-25.0
405.0	Bennett	21	Fairbanks heating study		-9.2
406.0	Bennett	21	Fairbanks fair security system	9.2	
407.1	Eliason	2	Angoon power project		-28.0
407.2	Eliason	2	Yakutat waste heat	28.0	
408.1	Kerttula	16	Lois Road		-32.0
408.2	Kerttula	16	Butte Fire Station	32.0	
409.1	Kerttula	16	McKechnie Road		-27.0
409.2	Kerttula	16	Nelchina Road upgrade	27.0	
410.1	Kerttula	16	Sutton to Skwenta erosion		-65.0
410.2	Kerttula	16	Meadow Lakes fire truck	40.0	
410.3	Kerttula	16	Terminal Radio tower construction	25.0	

411.0	Kerttula		see sec. 379			
412.0	Kerttula	16	Moose habitat improvements	.9	- .9	
413.1	Kerttula	16	McKechnie Road upgrade		-118.0	
413.2	Kerttula	16	Palmer water well construction	118.0		
414.1	Kerttula	16	Central design engineering		-13.0	
414.2	Kerttula	16	Knik Museum roof repair	13.0		
415.1	Kerttula	16	Pittman-Meadow Lakes substation		-9.0	
415.2	Kerttula	16	Terminal Radio operating expenses	9.0		
416.1	Kerttula	16	Wasilla Railroad Signal		-67.0	
416.2	Kerttula	16	Cordova marine advisory program	22.0		
416.3	Kerttula	16	Bear Creek fire equipment	45.0		
417.1	Kerttula	16	Plant Material Center Building		-600.0	
417.2	Kerttula	16	Nikiski emergency escape route	100.0		
417.3	Kerttula	16	Cordova industrial park	45.0		
417.4	Kerttula	16	Humpback Creek hydro project	330.0		
417.5	Kerttula	16	Pittman Road extension	60.0		
418.0	Kerttula	16	Seward senior citizens center	250.0	-250.0	
419.1	Kerttula	16	Katalla Road		-30.0	
419.2	Kerttula	16	PWSCC rental space	30.0		
420.0	Kerttula	16	Seward coal loading facility		-500.0	
421.0	Kerttula	16	Seward marine industrial center	500.0		
422.0	Kerttula	16	Houston Senior Citizens Center			300.0
423.0	Kerttula	16	ch. 25/82 projects		-200.0	
424.0	Kerttula		see sec. 417.3			
425.1	Kerttula	16	Old Glenn Highway Repave		-90.0	
425.2	Kerttula	16	Palmer State Fair	50.0		
425.3	Kerttula	16	Maud Road upgrade	40.0		
426.0	Bennett	99	Senate Advisory Council - lapse			
427.1	SFC	99	Veterans loan funds to GF		-408.6	
427.1	SFC	99	Commercial fishing loan funds		-2,000.0	
427.3	SFC	99	Mining loan fund		-13,350.0	
427.4	SFC	99	Alternative energy loan funds		-1,809.0	
427.5	SFC	99	Residentia' energy loan fund		-1,800.0	
427.6	SFC	99	Power development loan fund		-18,605.9	
427.7	SFC	99	Rural electrification loan fund		-1,779.9	
428.0	Abood	7	CAP Hangar		-250.0	
429.0	Abood	7	Lifeline Alternatives	145.0		
430.0	Abood	7	Med-Alert	86.5		
432.0	P. Fischer	5	Kenai/Funny River Bridge			2,000.0
432.1	P. Fischer	5	Cohoe Loop Road			-2,000.0
433.0	Abood	7	Wisconsin Drive Realignment		-39.2	
434.0	Ferguson	22	Pilgrim Hot Springs Road		-10.9	
435.0	Ferguson	22	Pilgrim Hot Springs Road		-9.0	
436.0	Ferguson	22	Unalakleet wind project		-2.2	
437.0	Ferguson	22	Maniilaq social rehab program		-100.0	
438.0	Ferguson	22	Maniilaq Senior Center		-156.0	

439.0	Ferguson	22	Energy audits		-35.5
440.0	Ferguson	22	Maniilaq Manpower SCAN - lapse date		
441.0	Ferguson	22	Kotzebue fire supression		-105.0
442.0	Ferguson	22	Kotzebue day care		-494.7
443.0	Ferguson	22	NANA search and rescue		-39.4
444.0	Ferguson	22	Nome storm drainage		-135.8
445.0	Ferguson	22	Kivalina erosion control		-68.0
446.0	Ferguson	22	NANA TV transmitter		-44.7
447.0	Ferguson	22	Kivalina water/sewer		-120.0
448.0	Ferguson	22	Nome youth facility		-146.3
449.0	Ferguson	22	Shungnak water/sewer		-210.0
450.0	Ferguson	22	White Mountain school gym		-120.0
451.0	Ferguson	22	Shishmaref School		-20.0
452.0	Ferguson	22	Emmonak High School		-35.2
453.0	Ferguson	99	Power Cost Assistance		
454.0	Ferguson	99	Power Cost Equalization		
455.0	Ferguson	99	Power Cost Equalization		
456.0	Ferguson	22	NSB natural gas project	500.0	-500.0
457.0	Ferguson	22	Chicago Creek coal project		-38.2
458.0	Ferguson	22	Point Lay litter control		-2.0
459.0	Ferguson	22	Nome Correctional Center		-288.0
460.0	Ferguson	22	Alternate energy demo project		-19.1
461.0	Ferguson	22	Sheldon Point airport improvement		-23.1
462.0	Ferguson	22	Navigation aids		-158.3
463.0	Ferguson	22	Nome lifesaving facility		-132.7
464.0	Ferguson	22	White Mountain runway		-5.0
465.0	Ferguson	22	St. Michael airport improvements		-153.3
466.0	Ferguson	22	Hooper Bay runway		-54.8
467.0	Ferguson	22	Noatak erosion control		-28.1
468.0	Ferguson	22	Airport lighting		-165.3
469.0	Ferguson	22	Buckland runway improvements		-140.5
470.0	Ferguson	22	Navigation aids		-339.4
471.0	Ferguson	22	Airport terminal storage		-33.1
472.0	Ferguson	22	Airport weather reporting		-9.4
473.0	Ferguson	22	Nome airport terminal site		-300.0
475.0	Ferguson	22	Material site inventory		-91.2
476.0	Ferguson	22	Unalakleet erosion control		-506.0
477.0	Ferguson	22	NSHC senior facility		-1,600.0
478.0	Ferguson	22	Selawik spud farm	210.0	
479.0	Ferguson	22	Selawik student vocational program	45.0	
480.0	Ferguson	22	Shaktoolik life/safety equipment	55.0	
481.0	Ferguson	22	Elim combined facility	200.0	
482.0	Ferguson	22	Wales community building	70.0	
483.0	Ferguson	22	Kawerak elder's conference	15.0	
484.0	Ferguson	22	NANA museum elder's conference	15.0	
485.0	Ferguson	22	Atqasuk runway lights	150.0	

486.0	Ferguson	22	Kaktovik shelter shacks	35.0	
487.0	Ferguson	22	Reindeer innoculation program	55.0	
488.0	Ferguson	22	Unalakleet search/rescue	40.0	
489.0	Ferguson	22	Kiana fire hall/equipment	210.0	
490.0	Ferguson	22	Teller seawall	180.0	
491.0	Ferguson	22	Savoonga equipment	225.0	
492.0	Ferguson	22	Kotzebue public safety facility	2,500.0	
493.0	Ferguson	22	Nome port	2,135.0	
494.0	Ferguson	22	Southcentral counseling equipment	80.0	
495.0	Ferguson	22	State's Tax Policy committee	150.0	
496.0	Ferguson	22	Kotzebue community facility	50.0	
497.0	Ferguson	22	Perseverance Theater	30.0	
498.0	Ferguson	22	Pt. Hope senior van	20.0	
499.0	Ferguson	22	Chemical monitoring system	88.6	
500.0	Ferguson	22	IANA cultural program	20.0	
501.0	Ferguson	22	Rural Research Agency	8.0	
502.0	Ferguson	22	Maniilaq summer youth program	60.0	
503.0	Ferguson	22	Maniilaq SCAN	50.0	
504.0	Ferguson	22	ANF Cape Beaufort coal study	510.0	
505.0	Ferguson	22	Hooper Bay public safety building	9.0	
506.1	Ferguson	99	ITU		-20.0
506.2	Ferguson	99	AKCIS	20.0	
507.0	Ferguson		sponsor requested deletion		
508.0	Sackett	25	Chalkyitsik school - language		
509.0	Sackett	25	Instructional services		-50.0
510.0	Sackett	25	Instructional Sciences in Schools	50.0	
511.0	Sackett	25	Bering Sea Fishermen extention pgm	69.0	
512.0	Sackett	25	Rural electrification		-69.0
513.0	Sackett	25	Porcupine caribou treaty	50.0	
514.0	Sackett	25	Telecommunications study - lapse		
515.0	Sackett	25	Napakiak relocation expenses	15.0	
516.0	Sackett	25	Napakiak relocation study	20.0	
517.0	Sackett	25	Nulato lodging - language		
518.0	Sackett	25	Telida airport improvements	54.0	
519.0	Sackett	25	Telida safe water study	10.0	
520.0	Sackett	25	Bethel LIO	26.2	
521.0	Sackett	25	Telconference Centers	31.0	
522.0	Sackett	25	BBNA fishery loan project	69.0	
523.0	Sackett	25	Atmautluak erosion control	38.5	
524.0	Sackett	25	UAF Polar library collection		
525.0	Sackett		see sec. 246		
526.0	Coghill	17	Tetlin community hall completion	5.0	-5.0
527.0	Coghill	17	Eagle community hall	3.4	-3.4
528.0	Coghill	17	Tok museum	3.1	-3.1
529.0	Coghill	17	Tok museum	24.2	-24.2
530.0	Bennett	99	Inlandboatmen's FY 87 payraise	541.7	

531.0	Bennett	99	Master Mates/Pilots FY87 payraise	689.7		
532.0	Bennett	99	Marine Eng collective barg. costs	111.0		
533.0	Bennett		see sec. 37			
534.0	Bennett		see sec. 38			
535.0	Courts	99	FY 86 Salary Increase	275.0		
536.0	Zharoff	27	APBC grant to KSDP and KIAL	29.7		
537.0	Zharoff	27	Naknek ASAP program	24.7		
538.0	Zharoff	27	APBC grants to KDLG	6.7		
539.0	Governor	99	Masters/Mates FY 87 payraise	416.1		
540.0	DHSS	99	Catastrophic Illness - lapse date			
541.0	Governor	99	Consumer Protection	239.0		
542.0	Faiks	7	Eastwood Park	450.0		
543.0	Faiks	7	LRSA Road Maintenance/Drainage	1,500.0		
544.0	Faiks	7	Hilltop Youth Inc.	200.0		
545.0	Faiks	7	Alaska Native Land Managers	75.0		
546.1	Faiks	7	Alaska Repertory Theater	425.0		
546.2	Governor	7	Alaska Repertory Theater	200.0		
546.3	Abood	7	Alaska Repertory Theater	39.2		
547.0	Faiks	7	Anchorage Symphony endowment	100.0		
548.0	Faiks	7	Alaska Fine Arts Camp	50.0		
549.0	Faiks	7	Pedestrian safety HD 10	450.0		
			TOTAL	18,296.8	-53,561.9	427,900.0

379.2	Kerttula	16	Sutton sewer repairs	3.3		
408.1	Kerttula	16	Lois Road		-32.0	
408.2	Kerttula	16	Butte Fire Station	32.0		
409.1	Kerttula	16	McKechnie Road		-27.0	
409.2	Kerttula	16	Nelchina Road upgrade	27.0		
410.1	Kerttula	16	Sutton to Skwenta erosion		-65.0	
410.2	Kerttula	16	Meadow Lakes fire truck	40.0		
410.3	Kerttula	16	Terminal Radio tower construction	25.0		
412	Kerttula	16	Moose habitat improvements	.9	-.9	
413.1	Kerttula	16	McKechnie Road upgrade		-118.0	
413.2	Kerttula	16	Palmer water well construction	118.0		
414.1	Kerttula	16	Central design engineering		-13.0	
414.2	Kerttula	16	Knik Museum roof repair	13.0		
415.1	Kerttula	16	Pittman-Meadow Lakes substation		-9.0	
415.2	Kerttula	16	Terminal Radio operating expenses	9.0		
416.1	Kerttula	16	Wasilla Railroad Signal		-67.0	
416.2	Kerttula	16	Cordova marine advisory program	22.0		
416.3	Kerttula	16	Bear Creek fire equipment	45.0		
417.1	Kerttula	16	Plant Material Center Building		-600.0	
417.2	Kerttula	16	Nikiski emergency escape route	100.0		
417.3	Kerttula	16	Cordova industrial park	45.0		
417.4	Kerttula	16	Humpback Creek hydro project	330.0		
417.5	Kerttula	16	Pittman Road extension	60.0		
418	Kerttula	16	Seward senior citizens center	250.0	-250.0	
419.1	Kerttula	16	Katalla Road		-30.0	
419.2	Kerttula	16	PWSCC rental space	30.0		
420	Kerttula	16	Seward coal loading facility		-500.0	
421	Kerttula	16	Seward marine industrial center	500.0		
422	Kerttula	16	Houston Senior Citizens Center			300.0
423	Kerttula	16	ch. 25/82 projects		-200.0	
425.1	Kerttula	16	Old Glenn Highway Repave		-90.0	
425.2	Kerttula	16	Palmer State Fair	50.0		
425.3	Kerttula	16	Maud Road upgrade	40.0		
359	Ray	4	Juneau Waterfront - language			
360	Ray	4	Juneau Waterfront - language			
361	Ray	4	Juneau Waterfront - language			
362	Ray	4	Juneau Waterfront - language			
191	Rodey	7	Hathor Park	63.0		
193	Rodey	7	Home Health Care - Deleted		-66.6	
197	Rodey	7	DPS narcotix operation - deleted		-41.1	
224	Rodey	7	District G streets - deleted		-5.3	
308	Sackett	25	Napakiaak dumpsite road		-.363	
309	Sackett	25	Kwigillingok airport road		-5.0	
310	Sackett	25	Platinum runway		-106.0	
311	Sackett	25	McGrath harbor		-30.3	
312	Sackett	25	Crooked Creek construction		-7.9	

313	Sackett	25	Iditarod REEA code upgrade	-3.4	
314	Sackett	25	Pilot Station school overrun	-182.2	
315	Sackett	25	Fort Yukon voc ed facility	-1.0	
316	Sackett	25	Nulato upgrade/generator	-2.4	
317	Sackett	25	Kaltag school upgrade	-5.7	
318	Sackett	25	Newtok wastewater study	-.9	
319	Sackett	25	Platinum water/sewer study	-43.4	
320	Sackett	25	Pitkas Point water facility	-5.0	
321	Sackett	25	Napaskiak water/sewer study	-2.5	
322	Sackett	25	Manley Hot Springs library clinic	-44.8	
323	Sackett	25	Manley Hot Springs clinic/library	-70.0	
324	Sackett	25	Platinum health clinic equipment	-3.4	
325	Sackett	25	SW air transportation	-92.7	
326	Sackett	25	Central facility inventory survey	-7.1	
327	Sackett	25	St. Mary's aircraft parking	-8.1	
328	Sackett	25	Trooper housing	-.8	
329	Sackett	25	Life and Property Protection	-1.3	
330	Sackett	25	Contingency transportation	-2.0	
331	Sackett	25	St. Mary's school roof repair	-33.6	
332	Sackett	25	Yukon/Koyukuk REEA	-83.9	
333	Sackett	25	Yukon Flats REEA construction	-46.0	
334	Sackett	25	RDA grants	-35.0	
335	Sackett	25	Anvik/Hughes/Huslia transmitter	-.7	
336	Sackett	25	Telida/Mt. Village transmitter	-.7	
337	Sackett	25	Allakaket/Minto transmitter	-.7	
338	Sackett	25	Venetie/Chalkyitsik transmitter	-.7	
339	Sackett	25	Fort Yukon	-184.5	
340	Sackett	25	Building Renovation/Replacement	-32.9	
341	Sackett	25	K-12 Support	-12.0	
342	Sackett	25	Galena water/sewer - language		
343	Sackett	25	Tanana code upgrade - language		
344	Sackett	25	Telida airport/water projects		
345	Sackett	25	Tuluksak health clinic - language		
346	Sackett	25	McGrath water system - language		
347	Sackett	25	Shageluk - roads - language		
349	Sackett	25	Bering Sea Fishermen	30.0	
350	Sackett	25	Porcupine caribou commission	80.0	
351	Sackett	25	AVCP job referral program	125.0	
352	Sackett	25	AVCP Y-K goose management plan	30.0	
353	Sackett	25	Ruby electrification	112.6	
354	Sackett	25	YK Health Cor emergency services	70.0	
355	Sackett	25	Bethel Health Services equipment	19.0	
56	SFC	99	Seismic Data Acquisition	-1000.0	
301	SFC	99	Budget Reserve Fund deposit		427600.0
357	SFC	99	Data Center Upgrade	-211.0	
358	SFC	99	Data Communication Network	-300.0	

365	SFC	99	Data Processing Systems		-86.0
366	SFC	99	ITV education project		-5.4
367.2	SFC	99	Data network optimization		-35.8
367.3	SFC	99	Data processing needs assessment		-17.2
368	SFC	99	JDC security equipment		-1.4
369	SFC	99	Chargeback billing system		-56.5
373	SFC	99	Eligibility System		-1.1
375	SFC	99	EMS Life-Pak		-3.6
376	SFC	99	Health Care Study		-2.4
377	SFC	99	McNeil River Game		-1.7
378	SFC	99	Eagle Project		-2.8
380	SFC	99	ANILCA land planning		-22.8
381	SFC	99	Vessel Seizure Costs		-65.5
427.1	SFC	99	Veterans loan funds to GF		-408.6
427.1	SFC	99	Commercial fishing loan funds		-2000.0
427.3	SFC	99	Mining loan fund		-13350.0
427.4	SFC	99	Alternative energy loan funds		-1809.0
427.5	SFC	99	Residential energy loan fund		-1800.0
427.6	SFC	99	Power development loan fund		-18605.9
427.7	SFC	99	Rural electrification loan fund		-1779.9
404	Zhaorff	27	Kodiak fair/rodeo	25.0	-25.0
356	Ziegler	1	Ketchikan water system	924.1	-924.1

TOTAL

SUM(E10:E160) SUM(F10:F160) SUM(G10:G160)

MEMORANDUM

State of Alaska
MANAGEMENT &

my copy


TO: Jay Hogan
Associate Director
Division of Budget Review

DATE: January 29, 1986

FILE NO:

BUDGET REVI

TELEPHONE NO: 465-2200

FROM: 
Eleanor Andrews
Commissioner
Department of Administration

SUBJECT: FY86 Supplemental
Office of Public
Advocacy

The purpose of this memorandum is to request supplemental appropriation of \$1,052,500 to enable the Office of Public Advocacy (OPA) to continue to fulfill mandated representation of those citizens enumerated in AS 44.21.400. \$185,000 of the \$1,052,500 is directly related to the State vs. Peel case. The history of the Office of Public Advocacy (OPA) and the use of Legislative appropriations in FY 85 and FY 86 to fulfill its statutory mandate follows.

I. History of the Office of Public Advocacy

The Office of Public Advocacy (OPA) was created and placed within the Department of Administration by budget and administrative agreement in July of 1984. OPA has eight staff attorney positions -- five in Anchorage and three in Fairbanks and seven guardians who perform the following duties:

- A. Guardian ad litem representation to abused and neglected children in Child in Need of Aid proceedings, guardian ad litem representation of children in custody disputes, legal representation of parents involved in custody disputes where the other party is represented by a public agency, and a host of other civil functions in the general area of child advocacy;
- B. Legal representation of indigent persons charged with crimes where the Alaska Public Defender Agency has a conflict of interest.

The appointment of counsel in criminal cases is governed by AS 18.85.100 and Criminal Rule 39. The criminal rules specify that the court is to determine the defendant's ability to pay all or a portion of the cost of representation. Subsection (6) states that the court shall consider the person's current income, assets and obligations, and

necessary current living expenses of the defendant and his dependents.

This determination is made, obviously, prior to the appointment of counsel. In the larger population centers the judge's determination is usually based upon the results of an interview with an office called Pretrial Services.

An attorney cannot later contest the eligibility of his client because the argument would necessarily be based upon information gained in a confidential relationship. In short, control of the appointment process lies solely with the Alaska Court System. ✓

The initial determination of whether or not a conflict of interest exists lies with the attorney assigned to the case. In almost all criminal cases this attorney is an assistant public defender. If the assistant public defender has a good faith belief that a conflict of interest exists, he or she will then file a motion to withdraw accompanied by an affidavit stating the basis for the motion. A judge then rules upon the motion and issues an order appointing the Office of Public Advocacy if appropriate.

Whenever a dispute arises between the Public Defender Agency and OPA concerning the validity of a conflict claim the respective directors meet and informally resolve the dispute. To date, neither agency has continued to litigate a conflict claim after completion of this informal means of resolution.

It should be noted that the Public Defender Agency and the Office of Public Advocacy have a Memorandum of Understanding governing the procedures to be followed by attorneys and their respective agencies in cases where defendants claim that the Public Defender Agency has provided ineffective assistance of counsel.

- C. Provide public guardian services as well as payment to visitors, experts, and attorneys for respondents in guardianship proceedings.

Prior to 1984, the Alaska Court System had provided these services primarily through a system of involuntary court-appointment of attorneys. In major population centers, the Alaska Court System often contracted with private firms to provide some of the above forms of representation. The

Public Guardian function was also housed within the Alaska Court System.

The Alaska Court System had attempted for some years to divest itself of all non-adjudicative functions that were inconsistent with its judicial role. Increasing militant opposition by members of the Bar to both the fundamental notion of court appointments and the inadequate level of compensation generated pressure to find an alternative solution. Some individuals also believed that a state agency could provide better and more efficient representation to adults and children than an appointment system that utilized attorneys of widely varying experience and training. Finally, it was also believed that the economies of scale would dictate a potential cost avoidance in those major population centers which theoretically could be served by the centralized staff of a state office.

In response to a request from the Alaska Court System, the Executive and Legislative Branches prepared for the financial and administrative transfer of these functions to the Department of Administration in the FY 85 Budget Process.

In October, 1984, the Public Advocate and an administrative assistant were hired to create the OPA and initiate the transition to this new system of providing legal representation. In November, 1984, an Anchorage office was opened and began taking criminal cases. In January, 1985, OPA began taking civil cases in Anchorage. In February, 1985, a Fairbanks office was established and assumed responsibility for both civil and criminal cases.

In April, 1985, the Alaska Supreme Court modified the Administrative Rules to make the Office of Public Advocacy responsible for payment of court-appointed attorneys. OPA transferred over one million dollars to the Alaska Court System for expenditures thus far expended in FY 85 for court-appointed attorneys. OPA was made responsible for formulating a list of eligible attorneys to take court-appointed cases.

In May, 1985, the Alaska Bar Association met in Sitka, Alaska. The president of the Alaska Bar Association served notice on the Alaska Supreme Court that the Bar Association would not cooperate, as required by the Administrative Rules, with the Public Advocate in the development of a list of eligible attorneys. In an effort to avoid a confrontation between bench and bar over court appointments, meetings were held involving the trial bench, members of the Board of Governors of the Bar Association, and the Public Advocate.

It was eventually decided that an increase in the rate of compensation from \$40 an hour to \$50 per hour for out-of-court work and \$60 an hour for in-court work would enhance the possibility of creating a volunteer list of attorneys willing to take court-appointed cases. Although the hourly rate of compensation was increased, the maximum compensation for most types of cases remains static. The limit for misdemeanor plea cases was raised from \$250 to \$400 and from \$500 to \$800 for trial cases. The maximum allowable fee for felony representation was raised from \$1,250 to 2,000 for a change of plea and from \$2,500 to \$4,000 for a felony trial. The previous limitations for all appellate and post-conviction proceedings remained the same.

A mass solicitation of every bar member was undertaken by the OPA and a list of some 125 attorneys around the state who were willing to take court-appointed cases was compiled.

These new rates of compensation were incorporated into a new Administrative Rule adopted by the Alaska Supreme Court in May, 1985 (see Attachment #E). Since that time, volunteer attorneys have been used only where necessary to fill gaps in the contract structure.

Until July 1, 1985, the Alaska Court System continued to appoint attorneys and other professionals to cases within the OPA statutory mandate. In July, 1985, a contract structure covering the smaller population centers and second level criminal conflict cases in Anchorage and Fairbanks went into effect. All but a small portion of new cases within the OPA statutory mandate were covered either by staff representation or representation by contract professionals.

The Anchorage OPA office undertook the representation of citizens charged with serious crimes in Nome, Kotzebue, Palmer, Kenai, Juneau and Ketchikan in order to eliminate the need for contract fund expenditures in major cases. The Fairbanks OPA office took over representation in nearly all Barrow cases for the same reason.

The system of providing legal representation to those within the OPA statutory mandate has thus changed from the Alaska Court System's contract and involuntary appointment system to one involving a mix of staff representation, contracts for professional services, and the representation by volunteer attorneys to fill the inevitable gaps in the contract system.

In population centers that cannot be economically covered by staff representation, such as Bethel, Kenai, Juneau and Ketchikan, OPA has contracted with local attorneys for a fixed monthly fee that is paid irrespective of caseload. In smaller locations, such as Kodiak, King Salmon, Petersburg or

Kotzebue the contracts provide for an hourly rate for work performed on behalf of OPA clients. In Anchorage, a fixed fee schedule for each type of case is in place for those contractors willing to provide criminal defense representation to those defendants with whom the OPA has a conflict of interest. (See Attachments #F)

II. Budget Background

In FY 84, the last fiscal year before the creation of the OPA, the Alaska Court System paid approximately \$2,085,700 for cases that are now within the OPA statutory mandate. The 1984 legislature appropriated \$2,176,300 to OPA to establish offices and provide such services in FY 85. Final Authorization in FY 85 totaled \$2,546,700 after a supplemental appropriation of \$438,000 was obtained. However, expenditures over the original appropriation amount totaled \$645,000 when \$167,000 in unreimbursed costs to the Court System and \$40,000 of unreimbursed Department of Administration funds are added to the supplemental appropriation. The unanticipated high cost of contractual expenditures can be related to caseload increases and the increase in costs for services procured in accordance with Supreme Court Order No.628.

The FY 86 Budget was not adjusted to reflect these \$645,000 additional expenses incurred in FY 85 as both the Court System and the Office of Public Advocacy could not estimate how long the court appointed attorneys would continue to bill on the cases assigned under either the old or new Rules. In addition, no major increases were added to reflect increased caseloads as the Office of the Public Advocate had very few months of historical data upon which to base an estimate. Consequently, OPA faced three unknowns which in combination severely impacted expenditures:

- A. It was not known to what extent the establishment of state offices in the major population centers would reduce, through economies of scale, the cost or avoidance of additional costs for court-appointed cases.

On June 30, 1985, OPA staff attorneys had 520 cases open state wide. By December 31, 1985, 623 cases were added for a total open case load of 1143 and OPA had expended \$618,297 in personal services, travel, and contractual services. Thus far the cost per case for OPA staff is \$540.94 (12/31/85). (Office commodities, equipment, grants, and the salaries of the guardians amounting to \$182,878 are

not included in the average cost per case).

If caseload growth is consistent with the first half of the year, the final caseload will be 1766 at a total cost of \$1,315,626.16 for a cost per case of \$744.98 on 6/30/85. (Office Commodities, Equipment, Grants, the salaries of the Guardians amounting to \$459,733.84, and the extraordinary costs of the Peel case amounting to \$225,559 are not included in the average cost per case).

- B. It was unknown what level of increased costs would result from replacing what the Alaska Bar Association came to view as involuntary servitude with a market contract negotiation. OPA's early attempts to negotiate contracts in FY 86 resulted in few, and in some cases, no attorneys responding to Requests for Proposals in several critical jurisdictions. It took repeated attempts to find attorneys who were willing to sign contracts. Little was known about the market, except that the attorneys were unhappy with prior practices and that OPA did not have the force of the law to require attorneys to participate.

1. On June 30, 1985, OPA was still paying on 261 cases to attorneys appointed by the Court. Since July 1, 1985 the Court has appointed attorneys to 93 new cases for a total caseload of 354 by December 31, 1985 at a total cost to date of \$186,691 and an average cost per case of \$527.38.

While it was projected that these court appointments would be reduced by replacement with the contract system in July of 1985 the Court is still appointing attorneys without notification to OPA. So it is assumed that the case load will increase to a total of 447 by June 30, 1986, for a total cost of \$448,058 with an average cost per case of \$1002.37.

These attorneys are for the most part being paid at the hourly rates and maximums established in Order No. 628.

2. The contractual system for attorneys began shortly after the beginning of the fiscal year, to date 865 cases have been assigned to contract attorneys for a cost of \$468,755 by December 31, 1985, at a cost per case of \$541.91.

It is anticipated that case load growth will be consistent with the first half of the fiscal year so that the final case load assigned to contract attorneys will be 1730 at a total cost of \$1,125,012 with an average cost per case of \$650.30 on June 30, 1986.

The answer to the unknowns enumerated in A. and B. are certainly judgemental. However, it appears at face value that the revised Court Order No. 628 produced a significant increase in the cost per case, but the number of cases paid in this manner is reducing as the Court and the attorneys become familiar with the contract procedures now in place with OPA. The cost per case average for the contract attorneys is significantly lower than that for either the OPA staff and the court appointed attorney. If this cost (\$650.30) is compared with the Court System's cost per case of \$696.85 in FY 84, significant cost avoidance has been achieved with a theoretical savings of \$46.55 per case. But this savings is voided by the increased cost per case handled by OPA staff at \$744.98. Some minor cost avoidance can be exhibited by inflating the value of the Court Systems \$696.85 FY 84 figure to FY 86 dollar values -- \$696.85 x 5% x 3.5% = \$757.30

	ACTUAL			PROJECTED		
	DECEMBER 30, 1985			JUNE 30, 1986		
	Cases	Cost	Av.	Cases	Cost	Av.
OPA STAFF	1143	618.3	540.94	1766	1315.6	744.98
APT ATTY	354	186.7	527.38	447	448.1	1002.37
CON ATTY	865	468.7	541.91	1730	1125.0	650.30
TOTAL	2362	1273.7	539.02	3943	2888.7	732.61

C. It was unknown to what degree the general increase in caseloads within the entire criminal/civil justice arena would impact the OPA caseloads. Further, it will always be impossible to predict the frequency or volume of such cases as State vs. Peel.

1. Case load statistics for FY 85 are not readily available due to the fact that both the court system and OPA were so busy simply trying to pay the bills, transfer responsibilities, and mediate the conflicts with the Court System and

Bar Members over reimbursement. It is clear that both agencies erred in assuming that the increase in expenditures were a result of Order 628 and would not impact the FY 86 expenditures. The increase in expenditures was the direct result of caseload increases not the form of payment. This error resulted in OPA not including the cost of the FY 85 supplemental in the FY 86 base budget.

Until all FY 85 bills can be audited, it is difficult to ascertain exactly how many cases were opened and closed in FY 85. The data which is available shows the Court paid for 2993 cases in FY 84; OPA started FY 86 with 520 staff cases and 261 court appointed cases; and, OPA has added 623 staff cases, 93 court appointed attorney cases, and 865 contract attorney cases. OPA has therefore paid on 2362 cases in the first six months of FY 86, while the court system paid on 2993 cases in all of FY 84. Because there is a significant difference between OPA's payment stream (while cases are in process) and the Court System payment stream (usually when cases are completed), it is impossible to use payment stream to predict caseload/payment statistics.

To predict total caseload/payment statistics for the balance of FY 86, we have doubled the cases opened in the first six months of FY 86, but have assumed a consistent average monthly payment stream of FY 86 expenses to date. (12/31/85 expenditures divided by 5 months x 12 months). The effect is to assume the caseload will continue to increase at exactly the rate it has increased in the first six months, but that expenditures will remain constant assuming that the payments for each case ends on the average of 8.46 months.

2. Peel Case -- It is now clear that the costs associated with State vs. Peel will constitute the largest expenditure for a single case in the OPA contractual services budget. OPA was appointed in November 1984 by the court in Ketchikan to represent Mr. Peel. OPA has thus far expended \$40,058 in FY 86 for this case. The \$40,058 includes costs for investigation, expert witnesses, examination of physical evidence, and travel for attorneys and witnesses. These costs have been the minimum

necessary in order to provide an effective defense, and represent but a small percentage of the total expenditures by the prosecution.

It is anticipated that the trial will commence in January 1986, and continue for at least three to four months. The trial, including investigation, expert witness fees, and witness transportation costs, will cost an anticipated additional \$185,500 for a total cost in FY 86 of \$225,559.

OPA has been appointed as counsel or ordered to provide counsel in other major cases. Most cases have not gone to trial, but in several instances two or more counsel for providing representation in the same multiple co-defendant case have been paid. For example, in the recent arrest for the murder of Robert Pfile, OPA is providing staff counsel to one co-defendant and paying for the services of an attorney to another co-defendant.

It can be safely assumed that no other case will require expenditures nearly as substantial as State vs. Peel. Due to the unusual and extraordinary nature of this case, budgeting was impossible to foresee.

FY 86 AUTHORIZATION - OFFICE OF PUBLIC ADVOCACY

<u>Line Items</u>	<u>C.C.</u>	<u>Bills</u>	<u>Salary Increase</u>	<u>Sub-Total</u>	<u>Revised Program #1</u>	<u>Current Net Authorization</u>	<u>Total Projected Expenditures</u>	<u>Supplementa</u>
71000 Personal Services	1,187.2	64.7	52.8	1,304.7	50.0	1,354.7	1,355.0	.3
72000 Travel	95.0	Ø	Ø	95.0	Ø	95.0	153.3	58.3
73000 Contractual	947.9	75.0	Ø	1,022.9	(50.0)	972.9	1,965.7	992.8
74000 Commodities	27.0	Ø	Ø	27.0	Ø	27.0	27.0	Ø
75000 Equipment	35.9	7.0	Ø	42.9	Ø	42.9	43.0	.1
76000 Lands/Building	Ø	Ø	Ø	Ø	Ø	Ø	Ø	Ø
77000 Grants/Claims	30.0	Ø	Ø	30.0	Ø	30.0	30.0	Ø
78000 Miscellaneous	Ø	Ø	Ø	Ø	Ø	Ø	Ø	Ø
 TOTAL	 2,323.0	 146.7	 52.8	 2,522.5	 Ø	 2,522.5	 3,574.0	 1,051.5
 General Funds	 2,323.0	 146.7	 52.8	 2,522.5	 2,522.5	 2,522.5	 3,574.0	 1,051.5
 Positions								
Full-Time	24.	2.	-	26.0	26.0	26.0	26.0*	Ø
Staff Months	288.0	24.0	-	312.0	312.0	312.0	312.0	Ø

* One PFT Guardian is vacant 10/85-6/86.
 PCN held vacant due to projected shortfall and is deleted in FY 87 Budget.

ATTACHMENT #A

FY 86

PROJECTED EXPENDITURES

(* Projected by straightline method except as noted)

<u>Line Item</u>	<u>Contractors</u>	<u>CT Appt</u>	<u>OPA Cases and Administration</u> (1)	<u>Total</u>
71000	-0-	-0-	1355000	1355000
72000	1958	9744	141597 ⁽²⁾	153299
73000	1123054	438314	404322 ⁽²⁾	1965690
74000	-0-	-0-	27000	27000
75000	-0-	-0-	43000*	43000
76000	-0-	-0-	-0-	-0-
77000	-0-	-0-	30000*	30000
TOTAL	1125012	448058	2000919	3573989

(1) Expenses not assigned to particular case.

(2) Peel Expenses:

	<u>YTD</u>	<u>PROJECTED</u>	<u>TOTAL</u>
72000	-0-	16.5	16.5
73000	40.1	169.0	209.1
TOTAL	40.1	185.5	225.6

YTD EXPENDITURES

<u>Line Item</u>	<u>Contractors</u>	<u>CT Appt</u>	<u>OPA Cases and Administration</u>	<u>Encumb</u>	<u>Total</u>
71000	-0-	-0-	633000*	-0-	633000
72000	816	4060	52124	-0-	57000
73000	467939 (2)	182631 (3)	<u>56065</u> <u>CASES</u> <u>41986</u> <u>ADM</u>	-0-	748621
74000	-0-	-0-	11000	-0-	11000
75000	-0-	-0-	1000	-0-	1000
76000	-0-	-0-	-0-	-0-	-0-
77000	-0-	-0-	6000	24000	30000
TOTAL	468755	186691	801175	24000	1480621

* Guardians = 164,878
 Attorneys = 528,107

- (2) 2494 (Expenses paid to a vendor in behalf of an attorney assigned to a case)
465445 Expenses paid directly to attorney
467939 TOTAL
- (3) 3561 (Expenses paid to a vendor in behalf of an attorney assigned to a case)
179070 Expenses paid directly to attorney
182651 TOTAL

OLD RULE

Administrative Rules

Rule 12. Appointment and Compensation of Court Appointed Attorneys in Criminal Cases.

(a) The presiding judge shall designate the area court administrator and a clerk of court for each court location in his district to keep and make available to the court in each location a list of attorneys eligible to receive court appointments to represent indigent persons in criminal cases.

(b) The lists of eligible attorneys shall be compiled and provided to the courts by the Alaska Bar Association.

(c) The presiding judge may in his discretion order that all attorneys residing near a court location within his district be placed on the list of eligible attorneys if the presiding judge determines that the number of attorneys on the list is inadequate to provide equitable distribution of appointments among available attorneys.

(d) Appointments shall be made from the list on a rotating basis as far as is practical and possible, and the court may, in departing from a strict rotation basis, take into account the complexity of the case and the level of experience required by counsel.

(e) All claims for compensation shall be submitted on forms provided by the court within 30 days following the disposition of a case. Claims shall be submitted to the assigned trial judge, who shall make a recommendation regarding approval and forward the recommendation to the administrative director. The administrative director shall approve or disapprove the claim.

(f) Attorneys shall be compensated at the rate of \$40.00 per hour; provided, that total compensation for any case shall not exceed the following schedule:

- (1) Misdemeanor disposed of following a plea of guilty or nolo contendere, or by dismissal\$ 250.00
- (2) Misdemeanor disposed of following trial 500.00
- (3) Felony disposed of following a plea of guilty or nolo contendere, or by dismissal 1,250.00
- (4) Felony disposed of following trial 2,500.00

- (5) Probation or parole revocation proceeding or a proceeding under Criminal Rule 35(b):
- (i) Misdemeanor.....\$ 350.00
 - (ii) Felony..... 1,000.00
- (6) Appeal, including combined sentence and merit appeals:
- (i) From the district court..... 500.00
 - (ii) From the superior court..... 1,500.00
- (7) Sentence appeal:
- (i) From the district court..... 350.00
 - (ii) From the superior court..... 750.00
- (8) Petition for review, including any additional or successive petitions in the same case:
- (i) From the district court..... 350.00
 - (ii) From the superior court..... 1,000.00
- (9) Petition for hearing; including successive petitions to the court of appeals and the supreme court in the circumstances permitted by statute:
- (i) If denied..... 750.00
 - (ii) If granted..... 1,000.00

Multiple counts or charges in an indictment or information are to be considered as a single case for purposes of compensation under this rule, but in the discretion of the presiding judge, they may be treated as separate cases if separate trials have been ordered under Criminal Rule 14. Additional compensation for proceedings not specifically listed in this schedule may not be awarded except under (h) of this rule.

(g) Extraordinary expenses will be reimbursed only if prior authority has been obtained from the administrative director, upon recommendation by the assigned trial judge or the presiding judge. The assigned trial judge may recommend extraordinary expenses up to a total amount not to exceed \$1,000.00, and the presiding judge may recommend an amount not to exceed an additional \$1,500.00. Extraordinary expenses exceeding \$2,500.00 may be authorized only in extremely complex cases by the administrative director upon the

recommendation of the presiding judge. In this paragraph, "extraordinary expenses" are limited to expenses for:

- (1) Investigation;
- (2) Expert witnesses; and
- (3) Necessary travel and per diem by the defendant, appointed counsel, and witnesses. Travel and per diem may not exceed the rate authorized for state employees.

(h) If necessary to prevent manifest injustice, the administrative director may authorize payment of compensation or expenses in excess of the amounts allowed under this rule.

(i) The administrative director may enter into agreements to provide for the legal representation of indigent defendants in criminal cases if he determines that the best interests of the court system would be thereby served. The provisions of an agreement entered into under this paragraph supersede the other provisions of this rule. (Amended by Supreme Court Order 443 effective November 13, 1980; by Supreme Court Order 528 effective September 1, 1982; and by Supreme Court Order 529 effective September 1, 1982)

III. ADMINISTRATIVE
RULES

INDEX

actw
5/30/85

50.00 out of court
60.00 in court

711004
1500.00

ALASKA BAR RULES

Rule 13. Compensation of Attorneys and Guardians Ad Litem.

(a) Attorneys appointed by the court to represent persons under the Rules of Children's Procedure, pursuant to statute, or where the appointment of counsel is constitutionally required, shall be compensated at the rate of \$40.00 per hour. The maximum compensation for any one case shall not exceed \$1,500.00 unless excess compensation is approved by the presiding judge of the judicial district and authorized by the administrative director.

(b) Guardians ad litem appointed by the court under the Rules of Children's Procedure or pursuant to statute, shall be compensated as follows:

(1) An attorney appointed as guardian ad litem shall receive \$40.00 per hour; provided, that if the attorney has been appointed to act as both counsel and as guardian ad litem, he shall be compensated only as an attorney.

(2) A person other than an attorney appointed as guardian ad litem shall receive compensation if the court deems it appropriate, not to exceed \$25.00 per hour.

(3) The maximum compensation for any one case shall not exceed \$1,500.00 unless excess compensation is approved by the presiding judge of the judicial district and authorized by the administrative director.

(c) Claims for compensation shall be submitted, on forms provided by the court, within 30 days following disposition of the case. Claims shall be submitted for approval to the judge assigned to hear the case, and shall be subject to final approval by the administrative director.

(d) If the assigned judge determines that the party or parties have legal responsibility for the support of a child for whom an attorney or guardian ad litem has been appointed are able, without undue financial hardship, to pay the costs of such services, the judge shall:

(1) Order that all or an equitable portion of the costs be paid by such party or parties directly to the person providing the services; or

(2) Assess as costs to such party or parties all or an equitable portion of the cost to the state of providing such services.

III. ADMINISTRATIVE RULES
INDEX

NEW RULE

IN THE SUPREME COURT FOR THE STATE OF ALASKA

ORDER NO. 628

Interim order providing
for payment of court
appointment claims by the
Office of Public Advocacy

WHEREAS the Office of Public Advocacy is charged under AS 44.21.410 with the obligation of providing legal representation to indigent persons who cannot be represented by the Public Defender Agency because of a conflict of interest, and whereas the Office of Public Advocacy has requested that the court establish the rate of the compensation for private attorneys appointed by the court in the amounts set forth below until the Commissioner of Administration adopts regulations establishing the compensation rate,

IT IS ORDERED:

1. Attorneys shall be compensated at the rate of \$60.00 per hour for in court representation and \$50.00 per hour for out-of-court work. Total compensation for any case shall not exceed the following schedule:

- (1) Misdemeanor disposed of following a plea of guilty or nolo contendere, or by dismissal.....\$ 400.00
- (2) Misdemeanor disposed of following trial.....800.00
- (3) Felony disposed of following a plea of guilty or nolo contendere, or by dismissal.....2,000.00
- (4) Felony disposed of following trial.....4,000.00
- (5) Probation or parole revocation proceeding or a proceeding under Criminal Rule 35(b):
 - (i) Misdemeanor.....350.00
 - (ii) Felony 1,000.00
- (6) Appeal, including combined sentence and merit appeals:
 - (i) From the district court.....500.00
 - (ii) From the superior court.....1,500.00

- (7) Sentence appeal:
 - (i) From the district court.....250.00
 - (ii) From the superior court.....750.00
- (8) Petition for review, including any additional or successive petitions in the same case:
 - (i) From the district court.....350.00
 - (ii) From the superior court.....1,000.00
- (9) Petition for hearing; including successive petitions to the court of appeals and the supreme court in the circumstances permitted by statute:
 - (i) If denied.....750.00
 - (ii) If granted.....1,000.00

Multiple court or charges in an indictment or information are to be considered as a single case for purposes of compensation under this rule, but in the discretion of the presiding judge, they may be treated as separate cases if separate trials have been ordered under Criminal Rule 14. Additional compensation for proceedings not specifically listed in this schedule may not be awarded except under paragraph 4 of this order.

2. Extraordinary expenses for attorneys appointed under subparagraph (ii) of this rule will be reimbursed only if prior authority has been obtained from the director of the office of public advocacy. In this paragraph, "extraordinary expenses" are limited to expenses for:

- (1) Investigation;
- (2) Expert witnesses; and
- (3) Necessary travel and per diem by the defendant, appointed counsel, and witness. Travel and per diem may not exceed the rate authorized for state employees.

3. All claims for compensation shall be submitted on forms provided by the court within 30 days of the appointment and every 30 days thereafter. Claims shall be submitted to the director of the Office of Public Advocacy. The director of the Office of Public Advocacy shall approve or disapprove the claim.

4. The director of the Office of Public Advocacy may authorize payment of compensation or expenses in excess of the

Supreme Court Order No. 628

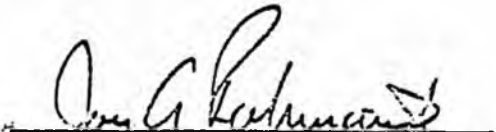
amounts prescribed under this order in extraordinary cases. Applications for such compensation must be submitted within 30 days of the appointment.

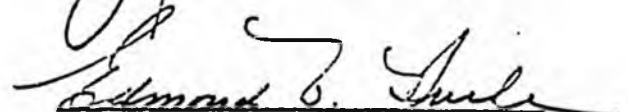
5. The compensation procedures and fee schedule described in this order will remain in effect until August 30, 1985, or until the promulgation of regulations by the Commissioner of Administration pursuant to AS 44.21.410(b)(1), whichever occurs first.

6. Paragraphs (d), (e), (f), (g) and (h) of Rule 12, Rules Governing the Administration of All Courts, are repealed.


DATED: May 30, 1985

EFFECTIVE DATE: May 30, 1985


Chief Justice Rabinowitz


Justice Burke


Justice Matthews


Justice Compton


Justice Moore

SCHEDULE FOR ANCHORAGE FLAT FEE CONTRACTORS

APPENDIX A

ARTICLE 1. Full Consideration

1.1 Contractors shall be paid according to the following fee schedule:

TYPE OF CHARGE	TRIAL	NO TRIAL
Misdemeanor	\$ 1,000	\$ 450
Class C Felony	2,500	750
Class B Felony	4,000	1,000
Class A Felony	5,000	1,500
Unclassified Felony	7,500	2,000

1.2 Contractors shall be further compensated at the rate of \$250 per trial day after six days of trial where the Contractor's client is one of two or more co-defendants tried together or \$400 per day where Contractors provide the sole defense counsel.

1.3 Contractors shall be responsible for any appeal or post-conviction relief in the assigned case. The contract rate for appellate and postconviction relief work is \$50 per hour.

1.4 For the purpose of this contract, the offense with which a defendant is charged by the District Attorney shall determine the level of compensation. All counts combined under a single case are to be considered a single case, provided, however, that where a case involves different levels of offenses, Contractors shall be paid the contract price for the higher class of offense; and provided also that, should the court grant severance of any counts in a multiple count case, Contractors shall be paid as if separate cases were thereby created even though the same case number encompasses all counts.

1.5 If a psychiatric evaluation is ordered by the trial court, OPA shall pay the examination fee directly to the examiner upon receipt of invoice from the examiner.

1.6 Contractors shall make written application to the Public Advocate for all transportation and lodging necessitated by the Contractor's representation of clients and any additional costs or compensation they deem warranted by extra-

OLUSKA COURT SYSTEM
COURT APPOINTED ATTORNEYS
ESTABLISHED IN FLORIDA
FY 89

COURT LOCATION	NUMBER OF CHARGES	FEES FNUD	COSTS FNUD	IN-COURT HOURS	OUT-OF-COURT HOURS	FELONY	MISDEMEANOR	CIVIL	G.R.L.	PROBATE	JUVENILE	C.I.N.N.	VISITOR	INVEST
JUNEAU	191	\$194,123.53	\$31,402.21	650.63	4,289.60	16	22	14	63	1	15	21	2	3
FELCHAMN	271	120,109.40	4,099.89	228.21	2,661.06	19	29	27	26	6	19	144	1	1
STITH	27	11,336.00	39.45	33.45	291.18	3	7	1	4	10	0	1	1	1
HARRISBURG	17	0,020.25	53.91	11.00	91.55	2	2	1		5	3	9	2	2
PETERSBURG	32	0,446.50	627.91	37.25	166.55	19	19					2		
1ST HINGSTRINES	7	1,289.20	15.70	3.40	28.83		5							
MONTE MCGISTRINES	70	30,761.50	4,086.04	50.20	775.86	21	18	9	6		1	14		1
FOZCLOUE	1	609.00		0.00	7.00		1	18	4	1	10	26		
LOIZ HIGSTRINES	94	49,176.26	2,155.89	90.60	1,126.39	14	21	3	15		3	1		3
BRKPKN	2	51,903.50	82.15	9.75	423.07	22	35							
RICHTORGE	853	666,107.05	46,484.88	1,170.30	11,930.00	197	119	26	188	162	3	37	93	29
FRONIK	10	12,307.80	1,094.30	83.35	346.60	12	18	2	2	2	2	22		2
FRITHT	14	02,001.50	3,732.32	20.35	1,114.74	16	35	4	37	2	0			1
FRITHT	195	70,546.40	9,607.82	362.50	2,817.57	40	34	3	82	11	0		16	1
SCHEID	1	200.00	46.60		7.20		2							
WILHEZ	19	6,510.00	2,283.91	54.00	274.20	8	2	1	5	2				1
WRELY	1	570.00			14.25		1		1					
GILL INGRAM	33	12,607.00	3,240.21	31.00	282.95	4	14	1	4	1	2	12		1
WOOD CANT	2	1,176.00	798.23	2.75	11.12	1	20	1		1	2	5		1
3RD HIGSTRINES	35	11,073.50	4,033.07	40.10	300.85	1	1							
FARRMANS	690	412,097.15	30,172.01	609.15	9,006.78	107	114	94	107	79	15	105	41	36
1ST HING	2	2,326.00	2,109.00	2.00	56.15			1				2		
1ST HING	2	1,520.50	194.25	11.00	32.60							1		
FRITHT	3	670.00	40.50		14.70							2		
FRITHT	117	131,477.32	20,440.50	293.44	2,150.21	46	46	23	4		6	57		7
FRITHT, SAC ARMA	1	513.75		2.00	4.25		1							
TOTALS	2,703	1,909,594.09	176,077.06	3,913.39	38,766.43	670	550	229	518	202	75	452	156	55

STAFF CASES ASSIGNED TO OPA

LOCATION	<u>PRIOR 7/1/85</u>			<u>Prior 7/1</u>
	CRIMINAL	CIVIL	TOTAL	GUARDIAN
ANCHORAGE	76	266	342	227
FAIRBANKS	<u>97</u>	<u>81</u>	<u>178</u>	<u>-0-</u>
	173	347	520	227
	<u>AFTER 7/1/85</u>			<u>After 7/1</u>
ANCHROAGE	154	234	388	32
FAIRBANKS	126	101	227	8
JUNEAU	<u>-0-</u>	<u>8</u>	<u>8</u>	<u>8</u>
	280	343	623	48
	<u>TOTAL YTD FY 86</u>			<u>YTD FY86</u>
GRAND TOTAL	453	690	1143	275

MEMORANDUM

State of Alaska

TO: Jay Hogan
Associate Director
Division of Budget Review
Office of Management and Budget

DATE: February 5, 1986

FILE NO: MM5

TELEPHONE NO: 465-3568

FROM: Mike Maher
Program Budget Analyst
Division of Budget Review
Office of Management and Budget

SUBJECT: Office of Public Advocate

The following conditions heavily contributed to the fiscal situation the Office of Public Advocate is now in.

The initial fiscal note to set up the agency was insufficient in dollars and the number of positions required. The projected caseload per attorney was established using LEAA guidelines for jurisdictions allowing plea bargaining. This assumed considerably less cases would go to trial which is not the situation in Alaska.

This, in conjunction with the amounts paid by the Public Advocates Office for court appointed attorneys led to an FY 85 shortfall and subsequent supplemental of \$438,000. An additional expenditure of \$167,000 in unreimbursed costs to the Court System and \$40,000 unreimbursed for the Department of Administration total to \$645,000 underfunding in FY 85 which should have been rolled into the FY 86 base.

The projected cost of court appointed attorneys, appointments which the OPA has no control over total \$448,100 for FY 86. These are costs which cannot be anticipated.

The following indicates the actual and projected number of cases as well as costs for each type:

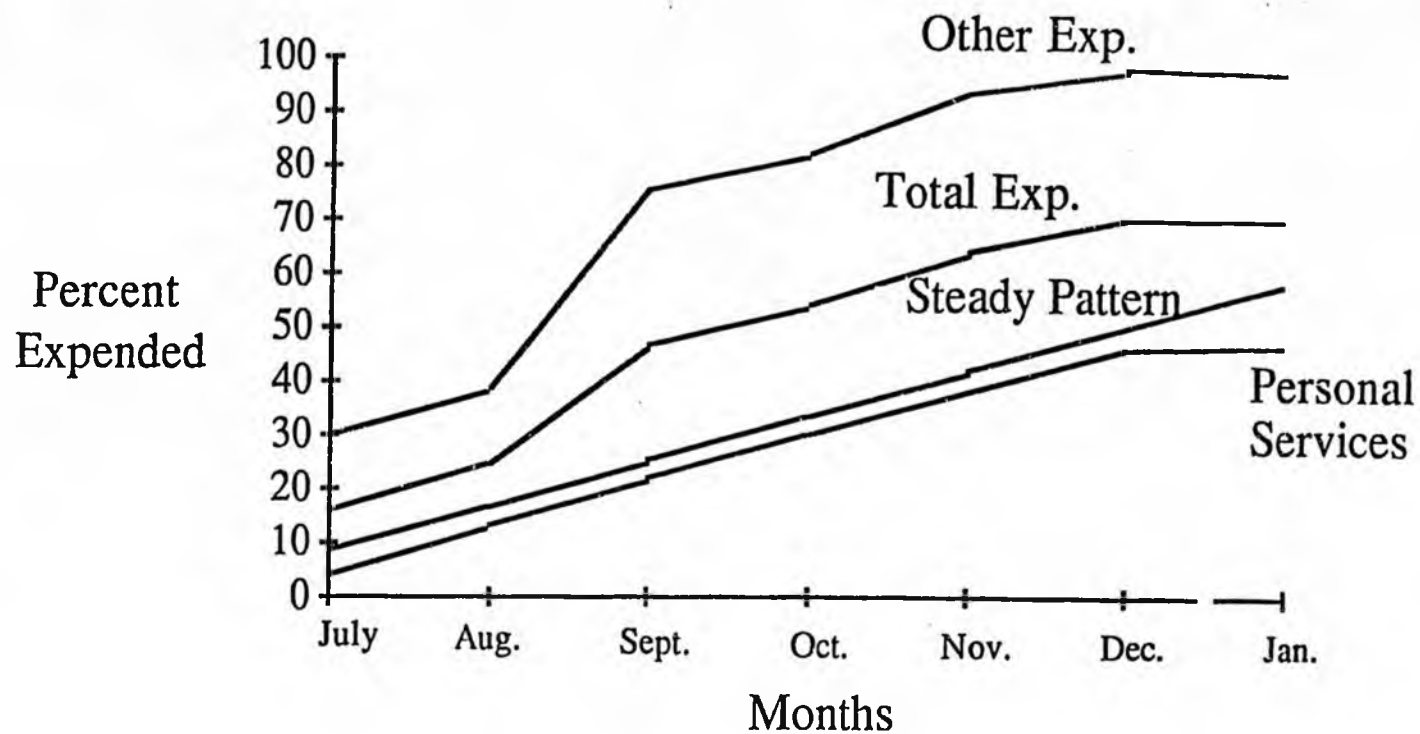
	ACTUAL DECEMBER 30, 1985			PROJECTED JUNE 30, 1986		
	Cases	Cost	Av.	Cases	Cost	Av.
OPA STAFF	1143	618.3	540.94	1766	1315.6	744.98
COURT APT ATTY	354	186.7	527.38	447	448.1	1002.37
CON ATTY	<u>865</u>	<u>468.7</u>	<u>541.91</u>	<u>1730</u>	<u>1125.0</u>	<u>650.30</u>
TOTAL	2362	1273.7	539.02	3943	2888.7	732.61

If the current trend in caseload increases continues, it is projected that an overall 31% increase (3943 cases) will occur by June 30, 1986.

Supreme Court Order number 628, revising payment schedules for court appointed attorneys, and raising maximum payable for certain types of cases created an additional burden on contractual services. This increase was anticipated by the Court System at the time of transfer to the Department of Administration and was necessary to solicit attorneys to accept court appointed cases.

In summary, until the office has been functioning for a full fiscal year a reliable track record for expenditures cannot be accurately projected. It is clear from the expenditure pattern that a serious problem existed early in the fiscal year and should have been addressed in a more timely fashion.

Expenditure Patterns of Public Advocacy



Sec #4

March 25, 1986

Hon. John C. Sackett
Alaska State Senate
P.O. Box V
Juneau, Alaska 99811

and

Hon. Albert P. Adams
Alaska State House of Representatives
P.O. Box V
Juneau, Alaska 99811

Re: Potential \$2,662,000 cut in
oil and gas litigation budget

Dear Senator Sackett and Representative Adams:

Due to the new revenue projections, we have reevaluated our FY 86 oil and gas supplemental request and the FY 87 oil and gas litigation budget with the goal of recommending significant cuts in our request. The amounts requested were \$12,050,000, contained in three separate items: 1) an FY 1986 supplemental request of \$1,400,000; 2) \$1,500,000 of a requested \$2,000,000 special appropriation to the Department of Revenue for revenue cases (this money was to then be transferred to Law); and 3) an FY 1987 special appropriation of \$9,149,600 to the Department of Law.

If the \$1,500,000 part of the appropriation to Revenue is moved to Law's special appropriation, then \$2,662,000 of the \$12,050,000 originally requested can be eliminated with only some, not critical, damage being done to the state's overall litigation effort. We would suggest that the cuts be allocated as follows: 1) the supplemental appropriation of \$1,400,000 be reduced by \$912,000 to \$488,000; 2) \$1,500,000 be eliminated from the Department of Revenue's special appropriation (with the Department of Law to pick up the litigation expense in its FY 1987 budget); and 3) the FY 1987 special appropriation to Law be reduced by \$250,000 to \$8,900,000.

We would stress that these reductions will result in a significant weakening in the state's overall litigation effort. In this memo we will detail how the cuts will be accomplished: the Legislature may feel that some of the changes in proposed litigation should not be made. If that is the case, then amounts must be added back into the reduced budget to accomplish those litigation goals.

Although significant weakening of the litigation effort will result, we do not believe that any critical or catastrophic damage will occur. Cuts beyond the above amounts, however, could have very severe consequences. Basically, the above cuts will

reduce the state's efforts from "good" to "adequate." It is our opinion that any further cuts will result in less than adequate litigation -- with the potential monetary consequences in the hundreds of millions of dollars.

REDUCTIONS UP TO \$2,662,000

A. \$962,000 of the \$1,500,000 for Revenue Litigation

In one area, a reduction might not affect the state's overall litigation -- the elimination of \$962,000 from the Department of Revenue's special appropriation. When the budget was originally submitted, the budget included extensive proceedings on the Arco severance tax claim. That claim has been settled, which resulted in significantly less money being spent on FY 1986 revenue litigation, and will also result in somewhat less money being spent in FY 87.

Before the Arco settlement, the projected FY 86 budget for that case as well as other Revenue cases was \$1,545,770, while the FY 87 budget (which was to include the actual Arco hearing) was \$2,127,190. Just before the start of the session, however, the Arco case was settled. Other Revenue cases have

taken the place of Arco; however, the initial stages of those cases are somewhat less expensive for the upcoming year.

The new FY 86 projection is \$1,269,501, and the FY 1987 revised budget is \$1,807,260. These new figures represent a savings of \$596,199. Further, a contingency fund of approximately \$365,000 (for unexpected litigation occurrences) could be eliminated, with the hope that no unexpected problems arise in the prosecution of the Revenue cases.

With the revised budget and the elimination of the contingency fund, \$962,000 can be eliminated from the Revenue special appropriation.

B. \$700,000 from the \$1,000,000 requested for 8(g), Cook Inlet, and Arctic Slope

Two other cuts will affect potential litigation. First, we propose to cut \$700,000 from the \$1,000,000 requested for the trio of cases involving 8(g), the Cook Inlet Gas Royalty, and the upcoming litigation with Arctic Slope over the Nuiqsit land trade. First, we are gambling that both the 8(g) lawsuit will be resolved by Congressional action and the Cook Inlet gas royalty problem will disappear with the passage of SB 309. This

will save \$500,000 of litigation costs. (The previous budget expected that one, but not both, cases would disappear.) If either case does not settle, or if both cases do not settle, then the state would be \$500,000 -- \$1,000,000 short. The remaining \$200,000 of the proposed \$700,000 cut would come from the Arctic Slope case.

By relying more on summary judgment issues, and foregoing some potential factual disputes, \$200,000 can be saved in discovery and expert fees. Although not pursuing those issues will have some detrimental impact, that impact is not subject to quantification. We do not, however, believe that the odds would be materially changed by the lesser effort.

C. \$750,000 from the \$1.3 Million for RIK Litigation

We would propose to cut \$750,000 from the proposed \$1,300,000 for "RIK Litigation" -- litigation with Royalty oil In-Kind purchasers over refunds and future adjustments to the royalty in-kind contracts. The proposed litigation was for two types of problems. One problem was anticipated disputes with RIK purchases over retroactive billings resulting from the TAPS tariff settlement. The retroactive decrease in the TAPS tariff also retroactively increased the purchase price under royalty

in-kind contracts. About \$25 million of the TAPS tariff "windfall" is the anticipated receipt of these amounts, which will be billed at the beginning of April. We anticipate that some, if not all, of the royalty purchasers may delay or resist paying the retroactive increase.

The second problem is anticipated litigation over the price terms of the contracts themselves, particularly over the Amerada Hess adjustment. There is some indication that a few royalty oil purchasers view with alarm the extent of the adjustment to their contracts that may result from a state victory in Amerada Hess, and are voicing theories as to why they might not owe the full amount that may be due. Our litigation budget proposed to also litigate these issues in FY 86 and FY 87, either separately or in conjunction with collection efforts if needed. Early litigation is to the state's benefit -- first, because it is on our timing, and most important, because of the Amerada Hess case, the state will be fully prepared to initiate the litigation and take command of the issues.

The suggested \$750,000 reduction eliminates the second type of litigation, and gambles that the collection effort of the TAPS tariffs adjustment will not be very severe. The second type of litigation can be delayed, and the state loses time and a

tactical advantage, but not necessarily money. The gamble on the collection effort may lose the state some money if either: 1) a number of companies resist payment; or 2) the litigation becomes very complex (which is possible).

D. \$250,000 from the \$975,000 allocated for the Kuparuk and Milne Point Pipeline cases

The Kuparuk and Milne Point Pipeline cases represent about \$35 million to the state over the life of the lines. The litigation itself, however, involves many issues -- particularly since these will be the first two cases under the FERC's new Williams II methodology.

There are a number of more minor issues that can be conceded -- each worth in the hundreds of thousands of 1986 dollars over the life of the line. In addition, there is one expensive issue that might not make any difference in ultimate state revenues: whether the Williams II methodology applies or, instead, whether a DOC approach should be used (which is the traditional utility approach advocated by the state for TAPS, and is heavily "front end loaded"). Litigating the DOC versus Williams II issue would be fairly expensive, yet a similar tariff

"profile" could be achieved by arguing for certain modifications to the standard Williams II methodology.

The \$250,000 cut represents foregoing advocating for a DOC methodology, and eliminating some of the more minor issues.

EFFECT OF FURTHER CUTS

Cuts in excess of the above amounts would, in the department's opinion, result in less than an adequate litigation effort in the oil and gas area and would have immediate detrimental revenue consequences to the state of tens or hundreds of millions of dollars. In particular, further cuts would hurt by cutting back or eliminating the remaining oil and gas cases (in reverse order of importance):

Arctic Slope

The remaining budget would leave \$300,000 to pursue the Arctic Slope litigation involving the Nuiqsit land trade. Eliminating this case would cost the state about \$10-12 million in lease bonuses alone, not counting future rentals or royalties, since the land is adjacent to the recent Texaco discovery in the Colville Delta.

Kuparuk and Milne Point

The remaining budget would leave \$750,000 to pursue these cases involving the proper tariff for the Kuparuk and Milne Point Pipeline. The cases are worth about \$35 million in present day dollars to the state over the life of the pipelines, with about \$7 million at stake for the 1985 and 1986 tariffs alone. Elimination of these cases would force the state into accepting the best offer it could strike on a settlement or, failing that, abandoning at least the 1985 and 1986 case with the hopes of refileing on tariffs after 1986 when funding may again be available.

RIK Litigation over TAPS Tariff Refunds

These cases involve collecting about \$20-25 million in royalty in-kind billing adjustments due the state as a result of the retroactive increases in the wellhead price due to the TAPS settlement. We anticipate that not all RIK buyers will pay without protest or litigation. The remaining budget allocates \$550,000 to this collection effort. Failure to fund this amount would allow the RIK purchasers to keep the refunds or disputed amounts until the state could get funding to track them down.

Department of Revenue Litigation

The department presently has about \$1 billion in assessments outstanding under the oil and gas corporate income tax and the production tax. The remaining budget allocates \$538,000 to supplement the money left over for litigation after the Arco settlement. Due to dedicated past non-lapsing appropriations and the Arco settlement, \$1,269,000 will be available after FY 1986 to partially fund the anticipated FY 1987 budget of \$1,807,000. Failure to fund the additional \$538,000 would severely delay the prosecution of these large assessments, thereby significantly delaying the receipt of large sums of revenue as well as potentially weakening the cases due to that delay or inadequate coverage.

State v. Amerada Hess (with litigation support); TAPS appeals;
and U.S. v. Alaska

These cases involve hundreds of millions of dollars, are in the middle of proceedings in which the state has little or no control over the pace or timing, and can be cut or abandoned only with extremely serious consequences to the state's ultimate chances of recovery. The billions at stake with the IAPS settlement are well known -- the state now must see the

settlement through appeal with the FERC and the D.C. Circuit Court of Appeals (\$660,000). State v. Amerada Hess is potentially worth hundreds of millions to the state, and next year sees its highest peak of discovery and preparation for trial (\$5,200,000). U.S. v. Alaska involves at least a billion dollars already in escrow, with even more at stake in the future. It is entering the final stages of litigation and decision in FY 1987 (\$175,000).

I hope that the above is useful, and if you have any questions, please do not hesitate to call Ron Lorensen at 465-3600.

Sincerely,

Harold M. Brown
Attorney General

HMB:jf

MEMORANDUM

State of Alaska

acc 12

TO: Jay Hogan, Associate Director
Office of Management & Budget

DATE: January 31, 1986

FILE NO:

TELEPHONE NO: 465-3030

John R. Pugh
FROM: John R. Pugh, Commissioner
Department of Health
and Social Services

SUBJECT: Pharmacy Supplemental
Request

PP 06-6-0192

The Division of Medical Assistance requests an FY86 supplemental appropriation for the General Relief Medical Component of the Medical Assistance BRU in the amount of \$896.9 state general funds.

HB209 failed to pass the fourteenth Alaska Legislature, first session. HB209 would have moved prescription drug coverage for Medicaid recipients out of the General Relief Medical Component where it is entirely state general funded, into the Medicaid component where the Division would receive 50% federal funding. The Legislature replaced only \$300.0 of the \$1.4 million reduction that was made to the FY86 GRM budget by the Office of Management and Budget in anticipation of HB209's passage. This has left the Division facing a serious shortfall of state general funds for FY86.

The Division has initiated three major program reductions for FY86:

1. Adoption of a recipient co-payment: By requiring each recipient to pay \$1 towards the purchase of each prescription it is estimated that \$100.0 in state general fund savings will result. It is anticipated that the savings would initially be 100.0, and could reach as high as \$200.0 annually as unnecessary prescriptions are no longer filled.
2. Reduction of the Drug Program Scope of Coverage: By eliminating all non-prescription drugs, the Division is estimating a savings of \$150.0 annually.
3. Use of Generic Drugs: By requiring the substitution of generic drug products for more expensive brand name products, the Division estimates an additional state general fund savings of \$50.0 annually.

FY85 Pharmacy payments total \$2,429.7 to date. The Alaska Medical Payments System processed 55,816 pharmacy claims for the period serving 14,220 Medicaid recipients. The Divisions' FY86 budget request for Pharmacy was \$2,929.1. The Governor made a reduction of \$1,497.8 in anticipation of HB 209's passage. The Legislature appropriated an add-on of \$300.0 which resulted in an FY86 Pharmacy authorization of \$1,731.3, against which the Division is projecting \$2,628.2 of FY86 Pharmacy expenditures resulting in a projected shortfall of \$896.9. The Divisions' projection of \$2,628.2 is after adjustment for the above program reductions. Failure of this supplemental to be approved would result in approximately 5,250 recipients not being served during FY86.

Sec. 27

MEMORANDUM

State of Alaska

RECEIVED
FEB 24 1986
1986

TO: Jay Hogan, Associate Director
Office of Management and Budget
Division of Budget and Review
Office of the Governor

DATE: February 24, 1986

FILE NO:

TELEPHONE NO: 3030

BUDGET REVIEW

FROM: *John R. Pugh*
John R. Pugh, Commissioner
Department of Health & Social Services

SUBJECT: Wasky v. Smith Settlement

The following background information explains the Wasky v. Smith settlement, and the need for an FY86 supplemental.

The court has granted summary judgement in favor of Alaska Legal Services Corporation in this suit. The settlement described below has been reached between the State and Alaska Legal Services Corporation in the course of extensive negotiations conducted since the court took action. It is considered to be fair to both parties and to be significantly less costly to the State than a court-imposed order.

The Wasky litigation relates to a decision made by the state in FY83 to equalize the then two-tier payment standard under the Adult Public Assistance (APA) program. Prior to FY83, a household with housing costs of less than \$35 per month, exclusive of utilities, received \$100 per month under APA than a household whose housing costs were \$35 or more.

Department studies showed that there was no equitable justification for the two-tiered arrangement. It was only a matter of time until legal action would have been brought compelling correction of this inequity. With Legislative agreement, the FY83 budget shifted the lower tier up to the level for the upper tier, paying much of the cost of this change with cost-of-living allowance dollars scheduled to be paid in FY83. Substantial additional state funding was also required to close the \$100 gap. Program funding for FY83 increased by approximately 27%, as compared to the 7.4% cost-of-living adjustment that came due January 1, 1983. The upper tier was not increased by 7.4%, however. A \$20 per month increase was granted, in lieu of the \$39 increase represented by 7.4%.

At the time this adjustment was made, administration officials believed that the overall increase in program expenditures satisfied the intent of AS 47.25.430, which mandates that Social Security Cost-of-Living Allowances be matched and passed along by the State for APA recipients.

In Wasky v. Smith the Superior Court has held that the FY83 decision violated AS 47.25.430 by failing to pass along and match cost-of-living increases for each individual client, namely all those in the higher tier payment category.