

LEG. FINANCE - BILLS 1983 - 1984 1901

CSHB 384 cont.

1901

(Intentionally left blank)

HEUNG SHWAI SCHOOL DISTRICT
 SCHEDULE OF DUTY SUPERINTENDENT'S TRAVEL
 FY81, FY82 and FY83 (through 12/31/82)

STATE OF ALASKA

- 25 -

DIVISION OF LEGISLATIVE AUDIT

Travel Dates	Destination	Purpose of Trip	Voucher Date	Voucher Number	Airfare	Food/Drinks (Note 1)	Lodging	Taxi Auto	Registration	Other	Totals
FY81 Out-of-District Travel											
06/30/80 08/02/80	Nome/Nome, ID/ Nome	Teacher Interviews	08/05/80	43016	\$	\$ 37.76	\$ 81.11	\$ 104.02	\$	\$ 42.92	\$ 265.81
08/06/80 08/00/80	Nome/Anc/Nome	Budget Oversight Comm. Hearing	08/12/80	43075	290.00	24.00	38.30	49.90		2.00	404.20
09/11/80 09/11/80	Nome/Anc/Nome	Re: Stebbins & St. Michael Const.	09/17/80	43645	290.00	25.45		26.50		2.18	344.13
09/23/80 09/26/80	Nome/Anc/Nome	Re: UK Facility	09/29/80	43799	290.00	255.00	125.16				670.16
09/29/80 10/01/80	Nome/Anc/Nome	Re: Const./Meet with Attorneys	10/01/80	43067	293.86	37.25	100.92	45.58			477.61
10/15/80 10/17/80	Nome/Fairbanks/ Nome	NSA Meeting	10/30/80	44234	269.80	119.17	179.26	16.00			584.23
10/27/80 10/29/80	Nome/Notzebue/Nome	State Board Meeting	10/30/80	44236	132.22	32.00					164.22
11/12/80 11/15/80	Nome/Anc/Nome	Facilities Comm. Meeting	11/19/80	44557	289.72	52.25	140.26	73.20		42.75	598.18
12/11/80 12/15/80	Nome/Anc/Nome	Meet w/Attorney Construction Meetings	12/17/80	44908	289.72	100.00	203.06	117.06		14.00	723.84
02/09/81 02/18/81	Nome/Atlanta/Nome	NSA Convention	02/25/81 10/23/80 02/18/81	45668 44147 45575	144.86 1,041.77	272.39	655.46	62.20	465.00	6.00	1,140.91 465.00 1,041.77
03/25/81 03/27/81	Nome/Anc/Nome	Rural Schools Conference	03/27/81	46121	192.00		196.20	83.06		29.00	500.26
03/30/81 04/04/81	Nome/Fairbanks/Nome	NSA Meeting	04/06/81	46207	553.00		232.34	3.00	286.00		1,074.34
04/22/81 04/25/81	Nome/Anc/Nome	State Task Force	04/28/81 05/29/81	46533 46869	304.90 304.00	120.00	221.33	122.20		65.00	833.43 304.00
05/04/81 05/10/81	Nome/Anc/Nome	Facility Committee Meeting	05/15/81	47619		61.00	188.44	123.00		10.00	382.44

BERING STRAIT SCHOOL DISTRICT
 SCHEDULE OF DEPUTY SUPERINTENDENT'S TRAVEL
 FY81, FY82 and FY83 (through 12/31/82)

STATE OF ALASKA

<u>Travel Dates</u>	<u>Destination</u>	<u>Purpose of Trip</u>	<u>Voucher Date</u>	<u>Voucher Number</u>	<u>Airfare</u>	<u>Food/Drinks (Note 1)</u>	<u>Lodging</u>	<u>Taxi Auto</u>	<u>Registration</u>	<u>Other</u>	<u>Totals</u>
FY81 Out of district Travel (continued)											
06/03/81 06/05/81	Nome/Anchorage	Interview Construction Coordinators	06/08/81	46938	328.00	99.10	167.04	88.40			682.62
06/15/81 06/19/81	Nome/Anchorage	ASB Meeting/meet with Attorney	06/22/81	46990	328.00	31.86	222.89	117.95			700.70
06/27/81 06/29/81	Nome/Anchorage/Juneau/Nome	State Board/Meet with Attorney	07/02/81	47100	581.00	123.20	245.10	65.29			1,014.59
Total FY81 Out-of-District Travel					<u>5,922.85</u>	<u>1,390.51</u>	<u>2,996.87</u>	<u>1,097.36</u>	<u>751.00</u>	<u>213.85</u>	<u>12,372.44</u>
Total FY81 In-District Travel					<u>794.38</u>						<u>794.38</u>
Total Travel					<u>\$6,717.23</u>	<u>\$1,390.51</u>	<u>\$2,996.87</u>	<u>\$1,097.36</u>	<u>\$751.00</u>	<u>\$213.85</u>	<u>\$13,166.82</u>

HEUNG STRAIT SCHOOL DISTRICT
 SCHEDULE OF DEPUTY SUPERINTENDENT'S TRAVEL
 FY81, FY82 and FY83 (Through 12/31/82)

STATE OF ALASKA

- 27 -

DIVISION OF LEGISLATIVE AUDIT

Travel Dates	Destination	Purpose of Trip	Voucher Date	Voucher Number	Airfare	Food/Drinks (Note 1)	Lodging	Taxi Auto	Registration	Other	Totals
FY82 Out-of-District Travel											
07/15/81 07/18/81	Nome/Anc/Nome	Meet w/Attorney	07/20/81	47246	\$ 320.00	\$ 29.58	\$ 193.40	\$ 89.34	\$	\$	\$ 640.32
07/29/81 08/02/81	Nome/Anc/Juneau/ Nome	State Supt. Meeting/ Capital Budget	08/07/81	47444	581.00	62.00	267.41	80.27			990.68
08/12/81 08/15/81	Nome/Anc/Nome	Diocese School Const/ Budget Oversight Comm.	08/21/81	47553	328.00	125.33	293.09	94.94			841.36
10/05/81 10/21/81	Nome/Anc/Juneau/Skogway Juneau/Anc/Nome	NASA Conference	10/19/81	48299 49935	459.00	27.43	309.62	58.20			395.25 459.00
11/07/81 11/15/81	Nome/Anc/Juneau Anchorage, Nome	Legislative Budget & Audit Meeting/State Board Meeting/MASB Meeting	12/01/81	48895	558.09	343.69	472.61	39.75			1,414.14
12/11/81 12/16/81	Nome/Anc/Juneau/Nome	Facilities Comm. Meeting	12/11/81	49104	550.00	214.26	340.80	84.94			1,198.00
02/19/82 03/07/82	Nome/Anc/Juneau/ New Orleans/ /Nome	NASA Convention	02/05/82 11/24/81 05/18/82 12/01/81 04/08/82	49771 48883 51129 48954 50489	1,345.02		101.00 310.41		523.00		1,345.02 101.00 318.41 523.00 1,731.98
04/05/82 04/12/82	UNIK/Anc/Juneau/UNIK	Meeting at DOE	04/21/82	50654	599.00	6.00	185.14	52.36			842.50
06/01/82 06/05/82	UNIK/Anc/UNIK	Education Facilities Meeting	06/29/82	51523	340.00	121.00	345.21	166.55			962.76
06/18/82 06/22/82	UNIK/Anc/UNIK	Re: Construction - White Mountain	06/17/82	51404	340.00	205.45	259.99	165.69		65.19	1,036.32
Total FY82 Out-of-District Travel					<u>5,436.11</u>	<u>1,523.02</u>	<u>4,000.15</u>	<u>1,252.27</u>	<u>523.00</u>	<u>65.19</u>	<u>12,799.74</u>
Total FY82 In-District Travel					<u>1,498.28</u>						<u>1,498.28</u>
Total Travel					<u>\$6,934.39</u>	<u>\$1,523.02</u>	<u>\$4,000.15</u>	<u>\$1,252.27</u>	<u>\$523.00</u>	<u>\$ 65.19</u>	<u>\$14,298.02</u>

BEAVER STRAIT SCHOOL DISTRICT
 SCHEDULE OF DEPUTY SUPERINTENDENT'S TRAVEL
 FY81, FY82 and FY83 (through 12/31/82)

<u>Travel Dates</u>	<u>Destination</u>	<u>Purpose of Trip</u>	<u>Voucher Date</u>	<u>Voucher Number</u>	<u>Airfare</u>	<u>Food/Drinks</u>	<u>Lodging</u>	<u>Taxi Auto</u>	<u>Other</u>	<u>Totals</u>
FY83 Out-of-District Travel										
10/11/82 10/16/82	UNK/Anc/UNK	AASA Fall Conference	10/27/82	53384	\$ 447.00	\$ 90.00	\$ 108.20	\$ 58.42	\$ 42.75	\$ 746.37
12/04/82 12/06/82	UNK/ Anc	Meeting re: Certificated negotiations	12/08/82	54205	220.00		118.05	75.25	26.00	451.30
Total FY83 Out-of-District Travel					<u>675.00</u>	<u>90.00</u>	<u>226.25</u>	<u>137.67</u>	<u>68.75</u>	<u>1,197.67</u>
Total FY83 In-District Travel					<u>78.18</u>	<u>20.00</u>				<u>98.18</u>
Total Travel					\$ <u>753.18</u>	\$ <u>110.00</u>	\$ <u>226.25</u>	\$ <u>137.67</u>	\$ <u>68.75</u>	\$ <u>1,295.85</u>

STATE OF ALASKA

STATE OF ALASKA
DEPARTMENT OF EDUCATION
BERING STRAIT SCHOOL DISTRICT
NOTES TO THE SCHEDULE OF DEPUTY
SUPERINTENDENT'S TRAVEL

Fiscal Years 1981, 1982 and 1983 (through 12/31/82)

Note 1 - Food and Drinks

During Fiscal Years 1981 and 1982, the Deputy Superintendent was reimbursed for actual costs of food and drinks. However, not all costs of food and drinks were incurred while on travel status as shown in this Schedule. During Fiscal Years 1981 and 1982, the Deputy Superintendent was also reimbursed for in-district food and drink costs in the amount of \$1,436 and \$768, respectively.

(Intentionally left blank)

BERING STRAIT SCHOOL DISTRICT
 SCHEDULE OF TRAVEL - OTHER KEY PERSONNEL
 FY81, FY82 and FY83 (through 12/31/82)

Travel Dates	Destination	Purpose of Trip	Voucher Date	Voucher Number	Airfare	Food/Drinks	Lodging	Taxi Auto	Regis-tration	Other	Totals
ASSISTANT SUPERINTENDENT OF VOCATIONAL EDUCATION											
FY81 Out-of-District Travel											
To 12/31/80		DOE Evaluations/ASAA meeting/recruiting NBE Evaluation			\$ 880.00	\$ 192.95	\$ 266.00	\$ 151.79	\$ 255.00	\$ 68.88	\$ 1,814.62
										1,938.76	1,938.76
	None/New Orleans/None	National AVA Convention	01/13/81	45151	995.00	115.93	290.20	107.86		29.99	1,538.98
	None/None/None	MSA Meeting	02/02/81	45302	289.72	24.05	84.00	46.99		12.45	458.01
	None/None/None	AVA Meeting	03/10/81	45868	192.00	103.55	172.80	141.45	100.00	4.25	714.05
	None/Danidji, MI/None, IA	Teacher Recruitment	05/05/81	46604	132.00	214.45	443.07	781.19		76.40	1,647.11
	Ellensburg, WA/None	Vocational Administration	05/22/81	46815	325.00	86.52	126.00	171.93		29.60	739.05
		Total FY81 Out-of-District Travel			<u>2,813.72</u>	<u>738.25</u>	<u>1,382.07</u>	<u>1,401.21</u>	<u>355.00</u>	<u>2,160.33</u>	<u>8,650.58</u>
		Total FY81 In-District Travel			<u>2,603.85</u>						<u>2,603.85</u>
		Total Travel			<u>\$5,417.57</u>	<u>\$ 738.25</u>	<u>\$1,382.07</u>	<u>\$1,401.21</u>	<u>\$ 355.00</u>	<u>\$2,160.33</u>	<u>\$ 11,454.43</u>
FY82 Out-of-District Travel											
	None/Columbia, OH/None	Shopsmith Academy	07/07/81	47140	\$1,453.96	\$ 124.48	\$ 121.83	\$ 48.00		\$ 74.23	\$ 1,822.50
	None/Skagway/None	MSA Meeting	10/19/81	48307		151.22	119.83	90.91	217.40	24.75	604.11
	None/None/None	Voc. Ed. Adm. Conference	10/19/81	48306	328.00	134.75	90.00	202.68		7.17	762.60
	None/None/None	Professional Upgrade	11/20/81	48841	334.00	62.80	136.08	161.69		54.35	748.92
	None/Atlanta, GA/None	AVA Meeting	01/07/82	49373	1,655.57	143.01	217.87	30.00	35.50		2,081.95
	None/None/None	PIA Program	01/27/82	49866	334.00	28.05	96.00	132.23		16.65	606.93
	None/None/None	Interview Mtgs. Cand.	04/06/82	50458	227.00	57.25	207.36	20.00		303.75	815.36
	None/Danidji, MI/None, IA	Teacher Recruitment	05/17/82	51104	1,610.22	232.34	532.38	497.07		32.08	2,904.09
	Kansas City/Ellensburg/None		06/29/82	51522				40.00			40.00
	None/None/None	Expedite Materials	06/07/82	51337	340.00	85.45	237.60	46.00		8.87	717.92
		Total FY82 Out-of-District Travel			<u>6,202.75</u>	<u>1,019.35</u>	<u>1,758.95</u>	<u>1,268.58</u>	<u>252.90</u>	<u>521.65</u>	<u>11,104.38</u>
		Total FY82 In-District Travel			<u>1,657.70</u>						<u>1,657.70</u>
		Total Travel			<u>\$7,940.45</u>	<u>\$1,019.35</u>	<u>\$1,758.95</u>	<u>\$1,268.58</u>	<u>\$ 252.90</u>	<u>\$ 521.85</u>	<u>\$ 12,762.08</u>

HEMING STRAIT SCHOOL DISTRICT
 SCHEDULE OF TRAVEL - OTHER KEY PERSONNEL
 FY81, FY82 and FY83 (through 12/31/82)

Travel Dates	Destination	Purpose of Trip	Voucher Date	Voucher Number	Airfare	Food/Drinks	Lodging	Taxi Auto	Registration	Other	Totals
ASSISTANT SUPERINTENDENT OF VOCATIONAL EDUCATION											
FY83 Out-of-District Travel											
	Missoula, MT/Missoula, MT/ Missoula, MT	Equipment Purchase	07/14/82	51038	\$ 512.00	\$ 34.81	\$ 143.49	\$ 5.00	\$	\$	\$ 695.30
	IRK/Inc/IRK	State Board Meeting	10/13/82	53168	356.11	90.00	260.00	101.30		6.40	813.81
	IRK/St. Louis, MO/ IRK	Interviews Voc. Ed. Teachers/AVA Conference	12/22/82	54004	1,508.62	210.00	260.50	45.80	112.00	29.67	2,166.59
	Total FY83 Out-of-District Travel				2,276.73	334.81	663.99	152.10	112.00	36.07	3,675.70
	Total FY83 In-District Travel				584.00						584.00
	Total Travel				2,860.73	334.81	663.99	152.10	112.00	36.07	4,229.70

WILKES TRAVEL DISTRICT
 SCHEDULE OF TRAVEL - OTHER KEY PERSONNEL
 FY81, FY82 and FY83 (through 12/31/82)

Travel Dates	Destination	Purpose of Trip	Voucher Date	Voucher Number	Airfare	Food/Drinks	Lodging	Taxi Auto	Registration	Other	Totals
ASSISTANT SUPERINTENDENT - CURRICULUM											
FY81 Out-of-District Travel											
To 12/31/80					\$1,309.52	\$ 486.82	\$ 744.07	\$ 166.49	\$	\$	\$ 2,706.90
	Nome/Las Vegas/Name		01/08/81	45128		327.25	208.27	38.79			574.31
	Nome/Anc/Name		03/08/81	45658	384.00	158.00	210.00	242.38			994.38
	Nome/Anc/Name		04/01/81	46136	192.00	84.99	190.48	173.29	10.00		650.76
	Total FY81 Out-of-District Travel				<u>1,885.52</u>	<u>1,057.06</u>	<u>1,352.82</u>	<u>620.95</u>	<u>10.00</u>		<u>4,926.35</u>
	Total FY81 In-District Travel				<u>2,484.00</u>	<u>1,145.70</u>					<u>3,629.70</u>
	Total Travel				<u>\$4,369.52</u>	<u>\$2,202.76</u>	<u>\$1,352.82</u>	<u>\$ 620.95</u>	<u>\$ 10.00</u>		<u>\$ 8,556.05</u>
FY'82 Out-of-District Travel											
	Nome/Culorodo Springs/Name	Nat. Curriculum Study Instruction	07/15/81	47189	\$	\$ 190.05	\$ 128.56	\$ 244.85	\$	\$	\$ 563.46
	Nome/Skagway/Name	NSA Conference	10/19/81	48302		281.43	273.15	40.17	400.00	45.50	1,040.25
	Nome/Las Vegas/Name	NSCP - NCSI meeting	01/14/82	48900	712.82		40.00				752.82
	Nome/Name/Name	Staff Development	01/14/82	49491		336.94	172.80	15.00			524.74
	Nome/Anc/Name	Lab. Fac. Workshop	06/16/82	51386	318.00	68.79	178.20	16.00		1.26	582.25
	Nome/Anc/Name		04/06/82	50456		553.69	356.40	238.01			1,148.10
	Total FY82 Out-of-District Travel				<u>1,030.82</u>	<u>1,630.90</u>	<u>1,145.11</u>	<u>556.01</u>	<u>400.00</u>	<u>46.76</u>	<u>4,611.62</u>
	Total FY82 In-District Travel				<u>3,448.45</u>	<u>227.80</u>				<u>927.29</u>	<u>4,603.54</u>
	Total Travel				<u>\$6,479.27</u>	<u>\$1,658.70</u>	<u>\$1,169.11</u>	<u>\$ 556.01</u>	<u>\$ 400.00</u>	<u>\$ 974.05</u>	<u>\$ 9,215.16</u>
FY83 Out-of-District Travel											
	UNK/Dugway/UNK	ASCD National Study Institute	09/08/82	52587	\$ 853.24	\$ 260.60	\$ 128.00	\$ 95.00			\$ 948.24
	UNK/Anc/UNK	National Regional Board Planning Meeting	09/28/82	52586	316.00	80.00	165.00	56.00			528.21
			11/29/82	53863							617.00
	Total FY83 Out-of-District Travel				<u>1,169.24</u>	<u>340.60</u>	<u>293.00</u>	<u>290.61</u>			<u>2,093.45</u>
	Total FY83 In-District Travel				<u>1,370.79</u>						<u>1,370.79</u>
	Total Travel				<u>\$2,540.03</u>	<u>\$ 340.60</u>	<u>\$ 293.00</u>	<u>\$ 290.61</u>			<u>\$ 3,464.24</u>

BERING STRAIT SCHOOL DISTRICT
 SCHEDULE OF TRAVEL - OTHER KEY PERSONNEL
 FY81, FY82 and FY83 (through 12/31/82)

Travel Dates	Destination	Purpose of Trip	Voucher Date	Voucher Number	Airfare	Food/Drinks	Lodging	Taxi Auto	Registration	Other	Totals
BUSINESS OWNER											
FY81 Out-of-District Travel											
To 12/31/80					\$3,142.40	\$ 705.06	\$ 603.75	\$ 445.04	\$	\$ 52.00	\$ 4,948.25
	NAME/NO./TIME	EX. BOARD MEETING	01/02/81	45058	290.00	83.40	84.00	16.00		26.70	500.10
	NAME/NO./TIME, GV/NAME	NSA MEETING	02/15/81	45659		59.34		5.50	140.00		204.84
	NAME/NO./TIME	ALASKA	04/27/81	46480	304.00	82.00	135.52	9.00		2.50	229.02
	NAME/NO./TIME	Staff Bus	06/01/81	46884		16.65	44.00	10.40			375.05
	Total FY81 Out-of-District Travel				3,736.40	946.45	867.27	485.94	140.00	81.20	6,717.26
	Total FY81 In-District Travel				1,071.69	23.79	40.00				2,115.48
	Total Travel				\$4,808.09	\$ 970.24	\$ 907.27	\$ 485.94	\$ 140.00	\$ 81.20	\$ 7,392.74
FY82 Out-of-District Travel											
	NAME/NO./TIME	Nat. Sch. Lunch Prog.	08/11/81	47460	\$ 328.00	\$ 87.00	\$ 149.05	\$ 125.73	\$	\$	\$ 689.78
	NAME/NO./TIME	Legislative Committee	08/26/81	47637	342.00	135.75	112.85	27.00			617.60
	NAME/NO./TIME	DOE - Chapter 134	12/16/81	49156	334.00	42.75	47.61	33.20			457.56
	NAME/NO./TIME	April Trans. Meetup.	01/14/82	49479	334.00	82.00	155.52	97.41			668.93
	NAME/NO./TIME	ALASKA Convention	05/13/82	51017	255.00	275.00	636.88	411.30		37.99	1,616.17
	DAYTON/ARR/Dayton	Staffing and Budget	06/17/82	51348	1,307.05	150.00	149.55	91.40			1,698.00
	ARR/NO./ARR	Relocation D.O.	06/29/82	51524	466.00	181.87	173.34	18.60			839.81
	ARR/NO./ARR	Review Insurance	06/29/82	51601	296.00	44.60	49.68				390.28
	Total FY82 Out-of-District Travel				3,662.85	998.97	1,474.48	804.64		37.99	6,978.93
	Total FY82 In-District Travel				155.00						155.00
	Total Travel				\$3,817.85	\$ 998.97	\$1,474.48	\$ 804.64	\$	\$ 37.99	\$ 7,133.93

HERING STRAIT SCHOOL DISTRICT
 SCHEDULE OF TRAVEL - OTHER KEY PERSONNEL
 FY81, FY82 and FY83 (Through 12/31/82)

<u>Travel Dates</u>	<u>Destination</u>	<u>Purpose of Trip</u>	<u>Voucher Date</u>	<u>Voucher Number</u>	<u>Airfare</u>	<u>Food/Drinks</u>	<u>Trailing</u>	<u>Taxi Auto</u>	<u>Other</u>	<u>Totals</u>
FY83 Out-of-District Travel										
	URK/Anc/URK	Anc. BIA Upgrade	07/13/82	52100	\$ 466.00	\$ 60.65	\$ 32.40	\$ 18.00	\$ 4.80	\$ 581.85
	URK/Anc/Juneau/URK	Engineer and Attorney/EMA	10/06/82	53001	761.59	193.05	185.20	104.14		1,243.98
	URK/Anc/Juneau/URK	State Fin. Comm.	10/06/82	53081	304.00	180.00	149.04	147.70		780.74
	URK/Anc/URK	State Fin. Comm./Holden and Associates	10/27/82	53365	229.00	120.00	116.66	55.62	22.80	544.08
	URK/Atlanta/URK	SDO Official	11/01/82	43722	1,417.00	348.70	565.81	107.00		2,438.51
	URK/Anc/URK	Diamond Const. Meeting	12/17/82	54461	229.00	355.50	237.60	210.00	19.08	1,051.18
	URK/Anc/Juneau/URK	Financial Planning	01/25/83	54780	555.00	270.00	572.52	396.26	11.08	1,804.86
	Total FY83 Out-of District Travel				<u>3,961.59</u>	<u>1,527.90</u>	<u>1,859.23</u>	<u>1,038.72</u>	<u>57.76</u>	<u>8,445.20</u>
	Total FY83 In-District Travel				<u>581.11</u>					<u>581.11</u>
	Total Travel				<u>\$4,542.70</u>	<u>\$1,527.90</u>	<u>\$1,859.23</u>	<u>\$1,038.72</u>	<u>\$ 57.76</u>	<u>\$ 9,026.31</u>

STATE OF ALASKA

- 35 -

DIVISION OF LEGISLATIVE AUDIT

BEILING STRAIT SCHOOL DISTRICT
 SCHEDULE OF TRAVEL - OTHER KEY PERSONNEL
 FY81, FY82 and FY83 (through 12/31/82)

Travel Dates	Destination	Purpose of Trip	Voucher Date	Voucher Number	Airfare	Food/Drinks	Lodging	Taxi Auto	Registration	Other	Totals
DIRECTOR OF ADMINISTRATION											
FY83 Out-of-District Travel											
Missoula/Chicago/Missoula		ASA Wksp/Computer Wksp.	08/05/82	52108	\$ 518.00	\$ 67.05	\$ 125.91	\$ 150.09	\$ 285.55	\$	\$ 1,146.60
URK/Anc/URK		Host at DOP/IF	10/18/82	53257	304.00	75.22	89.46	129.53		20.72	618.93
URK/Anc/URK		Re: Construction	11/22/82	53739	332.00	166.55	226.00	13.00		20.81	759.16
URK/Anc		Jury for Biennale Const.	12/09/82	54250	229.00	116.10	267.41	10.00		11.33	633.84
URK/Anc/URK		Biennale Const.	01/12/83	54618	532.00	43.24	384.00	109.95			1,149.19
Total FY83 Out-of-District Travel					<u>1,915.00</u>	<u>468.16</u>	<u>1,093.58</u>	<u>492.57</u>	<u>285.55</u>	<u>52.86</u>	<u>4,307.72</u>
Total FY83 In-District Travel					<u>2,846.19</u>	<u>99.27</u>					<u>2,945.46</u>
Total Travel					<u>\$4,761.19</u>	<u>\$ 567.43</u>	<u>\$1,093.58</u>	<u>\$ 492.57</u>	<u>\$ 285.55</u>	<u>\$ 52.86</u>	<u>\$ 7,253.18</u>
DIRECTOR OF CURRICULUM AND INSTRUCTION											
FY83 Out-of-District Travel											
Chicago		ASA Wksp/Computer Wksp.	08/23/82	52329	\$	\$ 79.65	\$ 125.91	\$	\$		\$ 205.56
URK/Anc/URK		Region I Sch. Act. Assoc.	10/13/82	53144	304.00	37.50	89.10				430.60
URK/Seattle/URK		HS School Accred.	12/15/82	54376	607.35	194.79	229.50	67.50	20.00		1,199.14
Total FY83 Out-of-District Travel					<u>991.35</u>	<u>311.94</u>	<u>444.51</u>	<u>67.50</u>	<u>20.00</u>		<u>1,835.30</u>
Total FY83 In-District Travel					<u>767.42</u>						<u>767.42</u>
Total Travel					<u>\$1,758.77</u>	<u>\$ 311.94</u>	<u>\$ 444.51</u>	<u>\$ 67.50</u>	<u>\$ 20.00</u>		<u>\$ 2,602.72</u>

BEING STATE SCHOOL DISTRICT
 SCHEDULE OF TRAVEL - OTHER KEY PERSONNEL
 FY81, FY82 and FY83 (Through 12/31/82)

STATE OF ALASKA

37

DIVISION OF LEGISLATIVE AUDIT

Travel Dates	Destination	Purpose of Trip	Voucher No.	Voucher Entry	Airfare	Food/Drinks	Lodging	Taxi Auto	Registration	Other	Totals
DIRECTOR OF SPECIAL EDUCATION											
FY81	Out-of-District Travel				\$ 870.00	\$ 88.80	\$ 129.60	\$ 217.23			\$ 1,305.63
To 12/31/80											592.81
	URK/Ios Angeles/URK	Rural CAP Meeting	01/26/81	45318		150.00	242.54	200.27			474.59
	Iknc/Anc/Iknc	DOE Meeting	04/01/81	46182		100.35	237.60	137.04			475.81
	Iknc/Sitka/Iknc	Sp. Ed. Dir. Conf.	05/26/81	46822		146.76	308.00	21.05			373.43
	Iknc/Anc/Iknc	Title I Workshop	05/26/81	46823		86.15	164.00	123.28			3,222.67
	Total FY81 Out-of-District Travel				870.00	572.06	1,081.74	698.87			983.95
	Total FY81 In-District Travel				770.00	211.95					\$ 4,206.62
	Total Travel				\$1,640.00	\$ 786.01	\$1,081.74	\$ 698.87			
FY82 Out-of-District Travel											
	None/Anc/Iknc	Sp. Ed. Conference	11/19/81	48825	\$ 328.00	\$ 11.15	\$ 272.41	\$ 158.02	\$ 15.00		\$ 784.58
	Total FY82 In-District Travel				537.26						537.26
	Total Travel				\$ 865.26	\$ 11.15	\$ 272.41	\$ 158.02	\$ 15.00		\$ 1,321.64
FY83 Out-of-District Travel and Total											
	URK/Anc/URK	Sp. Ed. Dir. Meeting	10/27/82	53381	\$ 304.00	\$ 150.00	\$ 275.00	\$ 20.00			\$ 749.00

BERING STRAIT SCHOOL DISTRICT
 SCHEDULE OF TRAVEL - OTHER NEW PERSONNEL
 FY81, FY82 and FY83 (through 12/31/82)

Travel Dates	Destination	Purpose of Trip	Vehicle Make/Model	Airfare	Food/Drinks	Incidentals	Taxi Auto	Registration	Other	Totals	
	DIRECTOR OF BILHERRA/BILHERRAL EDUCATION										
	Total FY81 Out-of-District Travel										
	Total FY81 In-District Travel										
	Total Travel										
	FY82 Out-of-District Travel										
	Nome/Tas Vegas/Alaska	ASCD-NESE Meeting	01/14/82 48900	\$ 712.82						\$ 712.82	
	Total FY82 In-District Travel										
	Total Travel										
	FY83 Out-of-District Travel										
	Idaho/Eugene, OR/Idaho	ASCD National Study	09/08/82 52587	\$ 853.24	\$ 29.00	\$ 40.00			\$ 190.00	\$ 1,112.24	
	Total FY83 In-District Travel										
	Total Travel										
	DIRECTOR OF TRANSFORMATION										
	FY83 Out-of-District Travel										
	Anc/Seattle IRK/Seattle/IRK	Re: Construction HM School Meeting	00/23/82 52328 12/13/82 51322	\$ 516.92 824.62	\$ 25.00 142.00	\$ 130.28 207.26	\$ 10.00 58.00	\$ 20.00		\$ 602.20 1,251.80	
	Total FY83 Out-of-District Travel										

DISTRICT OFFICE

BERING STRAIT SCHOOL DISTRICT

P.O. BOX 225

UNALAKLEET, ALASKA 99684

(907) 624-3811

BERING STRAIT SCHOOL DISTRICT ANALYSIS OF TRAVEL, SALARY AND BENEFITS

APRIL, 1983

BREVIG MISSION

COUNCIL

DIOMEDE

ELIM

GAMBELL

GOLOVIN

KOYUK

SAINT MICHAEL

SAVOONGA

SHAKTOOLIK

SHISHMAREF

STEBBINS

TELLER

UNALAKLEET

WALES

WHITE MOUNTAIN

Presented To: Legislative Budget and Audit Committee

Presented By: Ronald W. Hohman
Superintendent
Bering Strait School District

DISTRICT OFFICE

BERING STRAIT SCHOOL DISTRICT

P.O. BOX 225
UNALAKLEET, ALASKA 99684
19071 624-3811

April 15, 1983

Mr. Gerald Wilkerson, Legislative Auditor
Legislative Budget and Audit
Pouch W
Juneau, Alaska 99811

BREVIK MISSION

COUNCIL

DIOMEDE

ELIM

GAMBELL

GOLOVIN

KOYUK

SAINT MICHAEL

SAVOONGA

SHAKTOOLIK

SHISHMAREF

STEBBINS

TELLER

UNALAKLEET

WALES

WHITE MOUNTAIN

Dear Mr. Wilkerson:

The audit recently completed by Mr. Hugh Ford presents several years of information relative to Board travel, Administrative travel and Administrative Salary and Benefits of the Bering Strait School District. The audit period as defined by Legislative Budget and Audit begins with FY-81 and presents activity through December 31, 1982, a time span which included much growth for the Bering Strait School District. To present this type of information without explanation as to reasons for the activity would be certainly assuming that both the legislature and public had a basic understanding of the needs of the Bering Strait School District. I think you would agree that this assumption is somewhat heroic and therefore demands additional information to place the data collected by the auditor in the proper perspective.

Having reviewed the rough draft prepared by Mr. Ford and Mr. Welker, it would appear that the most appropriate method of providing this information is to address each schedule separately. However, prior to analyzing the three individual schedules it is necessary to present general background information relative to the huge Bering Strait School District. Hopefully the complete package of information being provided by the Bering Strait School District will facilitate any analysis and enhance the value of information presented by Legislative Budget and Audit.

Therefore, I respectfully request that this information packet be included with your schedules when presented to the Legislative Budget and Audit Committee.

Thank you for your attention to this very important matter.

Sincerely,



Ronald W. Hohman, Superintendent
Bering Strait School District

RWH/lkl

Enclosures

BERING STRAIT SCHOOL DISTRICT

GENERAL INFORMATION

FY-83

SECTION I

The Bering Strait School District has experienced significant growth in its scope and intensity of operations during the past five fiscal years. Students, staff, facilities and funding levels have combined to show growth patterns that demanded a management structure and style truly conducive to continuous change and turbulence. The information presented in the next several pages is intended to provide the reader with an appreciation for the environment in which the Bering Strait School District has provided a quality educational program during the period in question.

The first three pages demonstrate that the district has tripled its enrollment, increased staff by fivefold and operated four times as many facilities as it did when the district was formed. During this time period the Board of Education and Administration have worked diligently to expend the maximum proportion of funds available on the instructional programs. During fiscal year 1977 the district provided 1,160,460 student contact hours at a cost of approximately \$1.84 per student contact hour while in fiscal year 1982 8,178,480 students contact hours were provided at an approximate cost per student contact hour of \$.96. It is clear that although the district covers 80,000 square miles an area approximately equal to Michigan and Ohio and although growth during the past three years has been staggering, the 48% reduction in cost per student contact hour provided is indicative of a management style that has met the educational and community needs of rural Alaska without compromising any of the tenets of public service accountability. It would indeed be interesting to assess the comparability of

other districts, rural or urban, which have experienced similar change patterns during the period.

During the same time period the district has administered in excess of forty four million dollars in capital improvement projects including new construction, facility renovation, energy improvement, water projects and health code and life safety upgrade. Needless to say, the district has been both active and progressive in its efforts to deliver the best and safest possible educational program and community services to the people of the Bering Strait Region.

The remainder of Section I of this report presents the following exhibits:

Exhibit	Context	Page
Graph I	Trend of Average Daily Membership	FY77-FY85
Table I	Average Daily Membership Statistics	FY77-FY83
Graph II	Trend of Number of Classroom Teachers	FY77-FY83
Table II	Classroom Teacher Statistics	FY77-FY83
Graph III	Trend of Number of District Facilities	FY77-FY83
Table III	District Facility Statistics	FY77-FY83
Graph IV	Combined Trend of Pupil/Teacher, Staff	FY77-FY83
Table IV	District Wide Statistics - Pupil/Teacher Rates, Students per Unit, Unit Values	FY77-FY83
Graph V	Distribution of Total Expenditure Trend	FY77-FY83
Table V	Distribution of Total Expenditure Statistics	FY77-FY83
Exhibit I	Capital Project Inventory	FY77-FY83

Each of the exhibits presented in this section of the report describes a dimension both current and historical of the Bering Strait School District. At best it will provide the reader with a limited overview of the dynamic nature, accomplishments and activities that are part of the day to day life in the district. In concluding this section a partial list of FY83 year to date accomplishments with respect to students is presented for considerations. It is to be kept in mind that these results have been realized due to a continuous monitoring of progress toward the stated goals of the Bering Strait School District. These goals are:

1. IMPROVEMENT OF COMMUNICATIONS WITH STUDENTS, STAFF, PARENTS AND PUBLIC.
2. IMPROVEMENT OF COMMUNITY RELATIONS AND IMAGE
3. DEVELOPMENT AND REFINEMENT OF AN EDUCATIONAL MANAGEMENT SYSTEM
4. RELOCATION OF THE DISTRICT OFFICE TO UNALAKLEET
5. DEVELOPMENT OF A PROGRAM OF FOCUS FOR STUDENT ACHIEVEMENT
6. SUPPORT AND IMPLEMENT THE ACCREDITATION OF OUR HIGH SCHOOL PROGRAMS
7. DEVELOPMENT OF A PLAN FOR IMPLEMENTATION OF THE LATEST TELECOMMUNICATIONS TECHNOLOGY
8. UPGRADE THE DISTRICT'S FACILITIES FOR LIFE SAFETY/CODE DEFICIENCIES
9. REFINEMENT OF BOARD POLICY AND ADMINISTRATIVE PROCEDURES MANUALS
10. IMPROVEMENT OF COORDINATED TRAVEL SCHEDULES FOR STUDENTS, STAFF AND BOARD

A more complete explanation of the goals of the Bering Strait School District along with a midyear evaluation of goal attainment can be found in the publication entitled Focus on Goals, Bering Strait School District Mid-Year Report 1982-83.

Student accomplishments for fiscal year 1983 include but are not limited to:

Student Achievements

- . Anne Marie Anasogak - Voc. Ed., OEA, State Comp., Finished in Top Five in Secretarial Skills Competition
- . Barbara Apangalook - Alaskan of the Year Scholarship; Alaska Airlines Scholarship; Voc. Ed. State OEA Comp., Placed Third in Proofreading and Spelling, qualifying for National OEA Comp.
- . Paul Lincoln - Cross Country Skiing Champion
- . Ben Rupert - U.S. Air Force Academy Nominee
- . Alfred Kugsruk - U. of A./State of Alaska Art Contest Winner
- . Shishmaref Girls Basketball Team - Region I, Division II Runner Up Champions
- . Alaska Future Problem Solving - Meredith Guthridge, Thor Ryan, Leon Gonion, Darlene Olanna
- . Jennifer Degnan - Koyuk and Unalakleet Spelling Bee Champion
- . Hilda Saccheus - Voc. Ed. State OEA Comp., Placed 5th in Records Management
- . Monica Thomas - Voc. Ed. State OEA, Secretary-Elect
- . Zilma Nowpakahok - Vo. Ed. State OEA Comp., 3rd Place Verbal Communications - qualifying for National OEA Comp.

Scholarship Winners

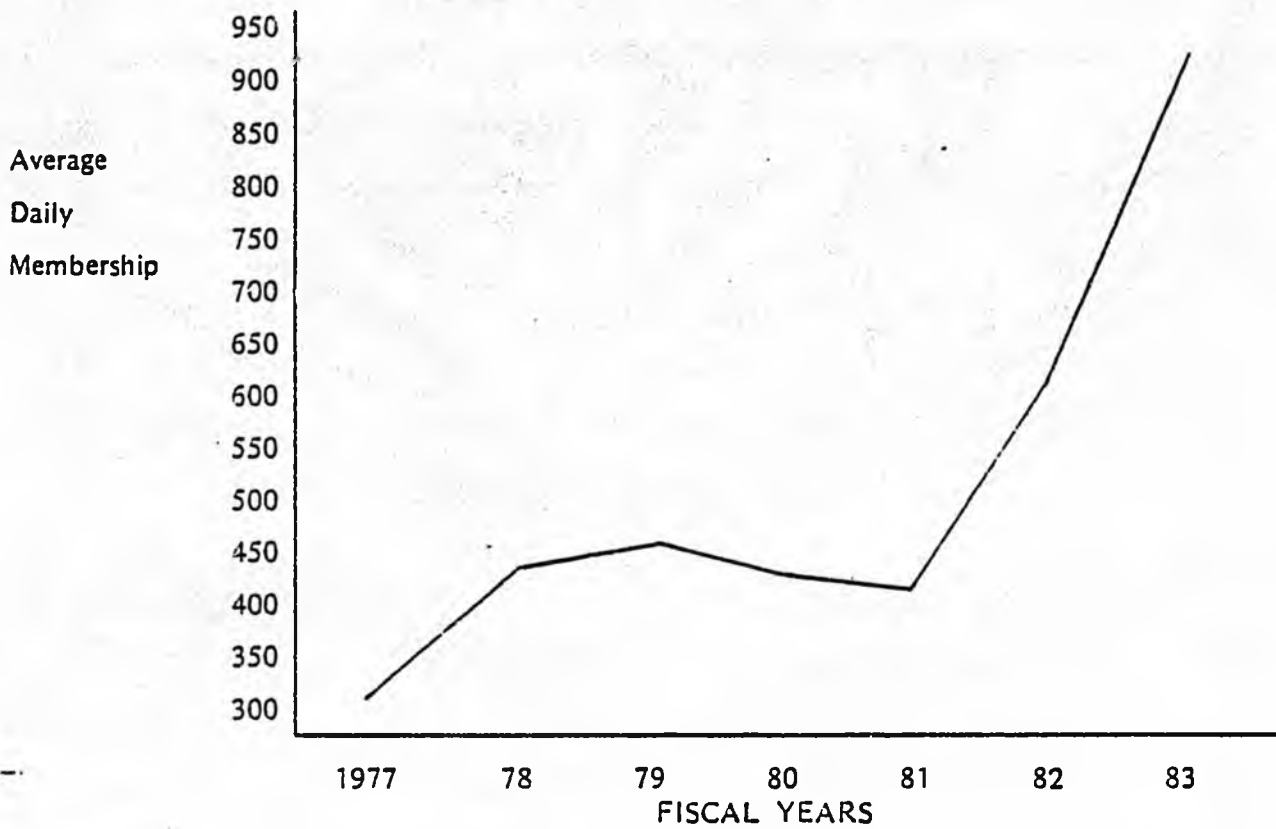
- . BSNC Scholarship
- . Alaska Airlines - Barbara Apangalook
- . Bill King Scholarship
- . Sheldon Jackson College - Debbie Bradley, Allan Sagoonick, Alvin Pootoogooluk Jr., Carol Seetomona, Barbara Ningeulook, Edward Tocktoo, Perry Barr, Barbara Apangalook, Sheery Apatiki, Harold

Koonooka, Zilma Nowpakahok, Eddie Ungott, Rodney Ungwiluk, Jr.

- Nick Begich Scholarship Fund - Zilma Nowpakahok
- Gambell Native Corporation - Barbara Apangalook, Harold Koonooka
- City of Gambell - Barbara Apangalook, Harold Koonooka
- The Mukluk Telephone Company's Martin L. Olson Science Scholarship

It is to be noted that this list of student achievements is what the Bering Strait School District is about and under the direction of this School Board and Superintendent the Focus will remain on opportunities and experiences for students.

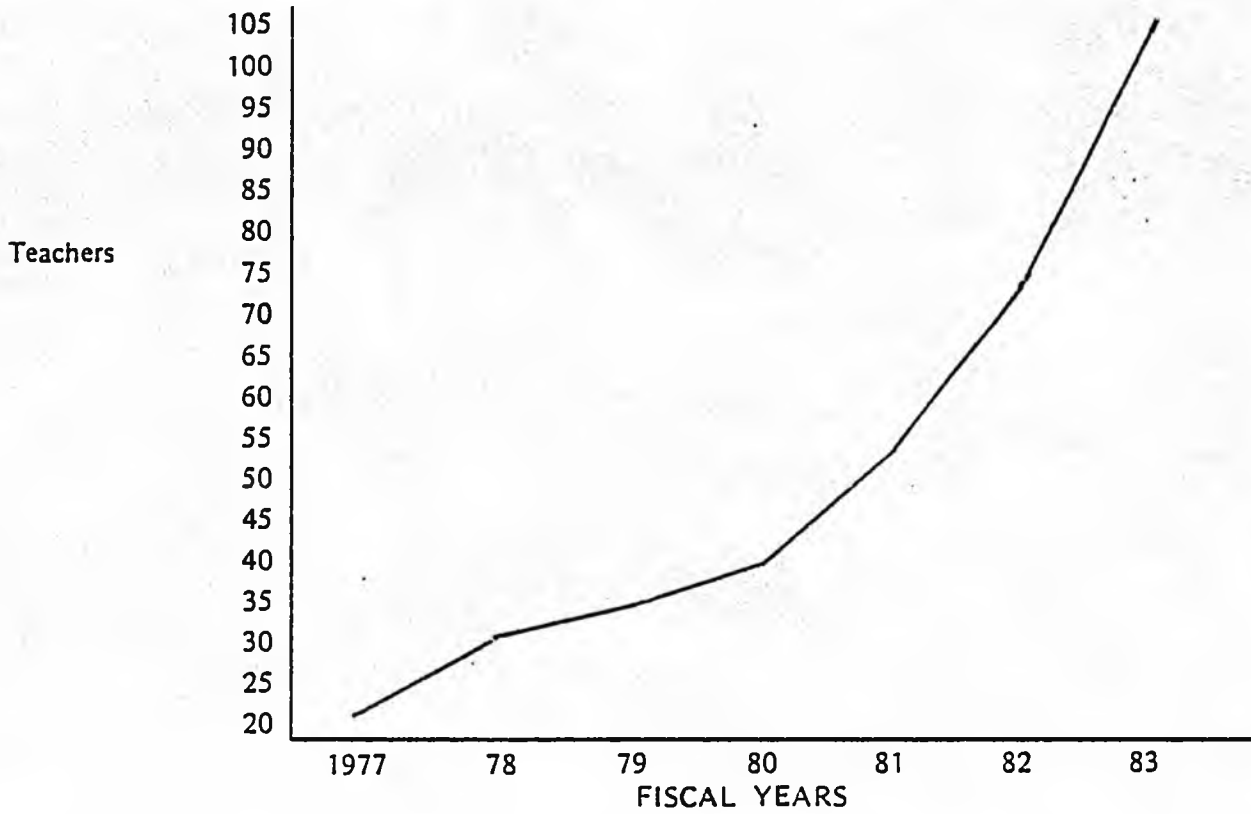
BERING STRAIT SCHOOL DISTRICT
 AVERAGE DAILY MEMBERSHIP
 FISCAL YEAR 1977-83
 GRAPH I



BERING STRAIT SCHOOL DISTRICT
 AVERAGE DAILY MEMBERSHIP
 FISCAL YEAR 1977-83
 TABLE I

<u>Fiscal Year</u>	<u>Average Daily Membership</u>	<u>% of Change</u>
1977	307	
1978	443	44.3
1979	451	1.8
1980	441	-2.2
1981	440	-.3
1982	614	39.5
1983	920	49.8

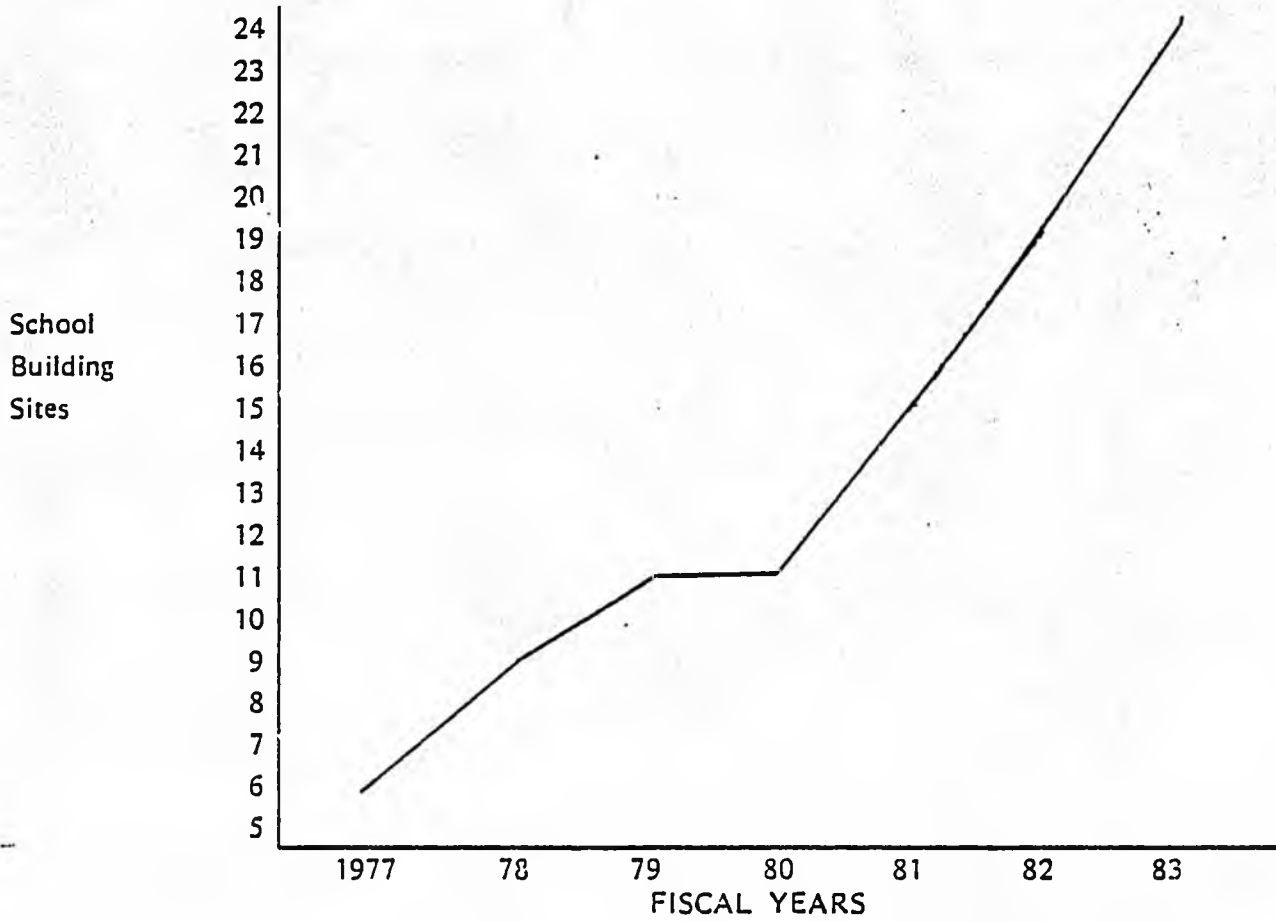
BERING STRAIT SCHOOL DISTRICT
 CLASSROOM TEACHERS
 FISCAL YEAR 1977-83
 GRAPH II



BERING STRAIT SCHOOL DISTRICT
 CLASSROOM TEACHERS
 FISCAL YEAR 1977-83
 TABLE II

<u>Fiscal Year</u>	<u>Classroom Teachers</u>	<u>% of Change</u>
1977	21.	
1978	31.3	58.05
1979	34.5	10.22
1980	39.5	14.49
1981	54.	36.70
1982	74.	37.03
1983	103.	39.18

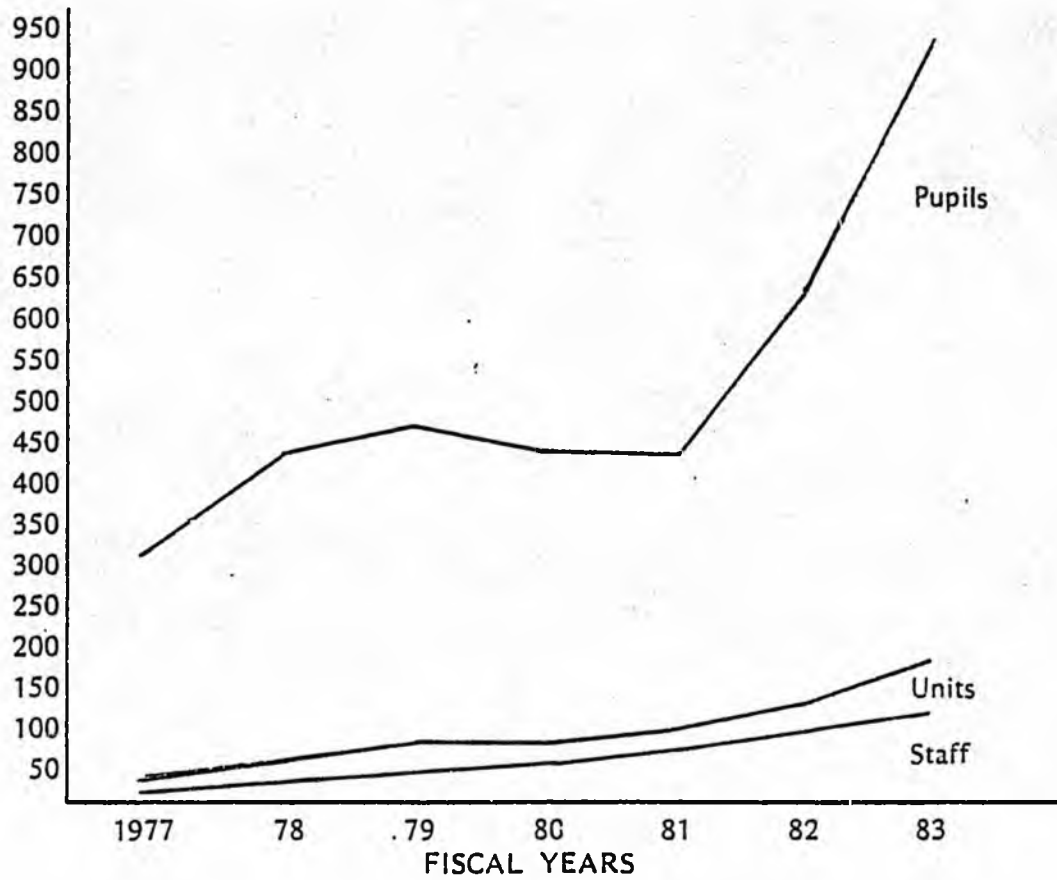
BERING STRAIT SCHOOL DISTRICT
 FACILITIES
 FISCAL YEAR 1977-83
 GRAPH III



BERING STRAIT SCHOOL DISTRICT
 FACILITIES
 FISCAL YEAR 1977-83
 TABLE III

<u>Fiscal Year</u>	<u>Facility</u>	<u>% of Change</u>
1977	6	
1978	9	50.
1979	11	22.22
1980	11	0.0
1981	15	36.36
1982	19	26.66
1983	24	26.32

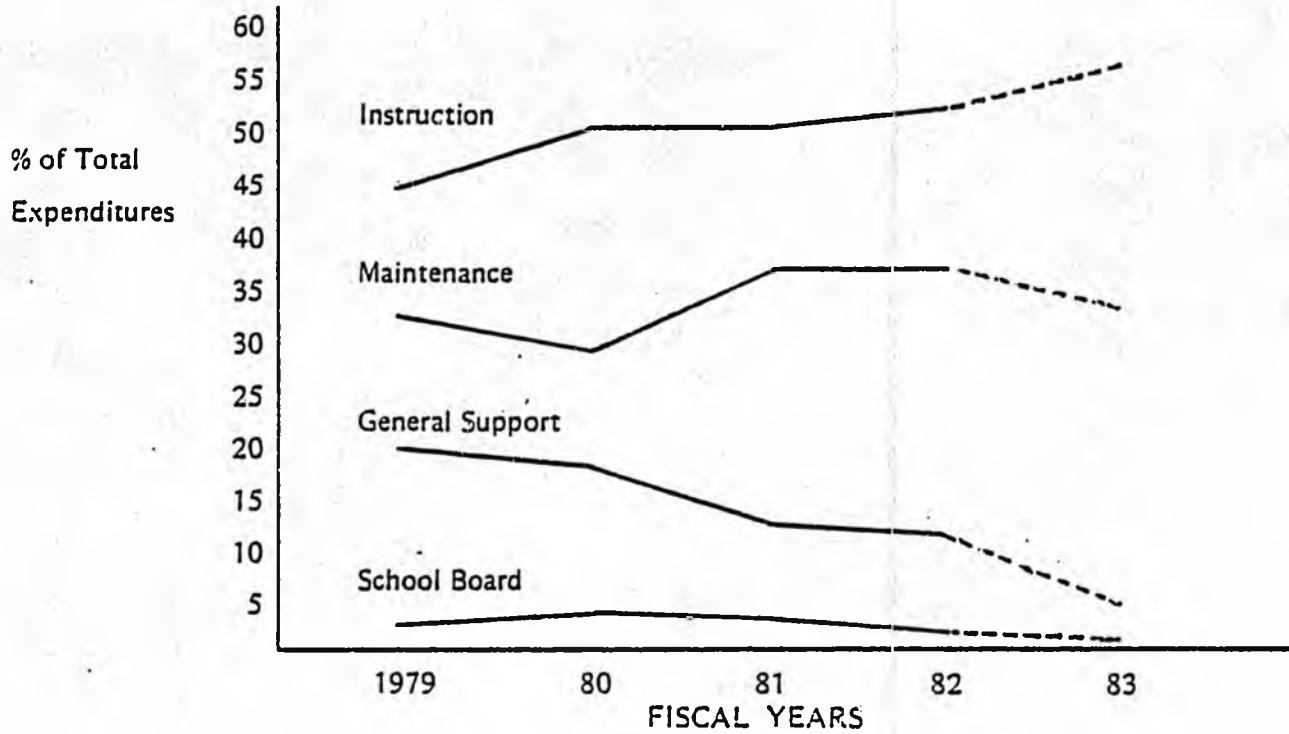
BERING STRAIT SCHOOL DISTRICT
DISTRICT WIDE STATISTICS
FISCAL YEAR 1977-83
GRAPH IV



BERING STRAIT SCHOOL DISTRICT
DISTRICT WIDE STATISTICS
FISCAL YEAR 1977-83
TABLE IV

	FY '77	FY '78	FY '79	FY '80	FY '81	FY '82	FY '83
Pupils (ADM)	307	443	451	441	440	614	920
Units	42	62	72	72	94	123	171
Value Per Unit	37592	43080	44950	49445	55301	58842	65300
Pupil Teacher Ratio	14.6 - 1	14.1 - 1	13.0 - 1	11.1 - 1	8.1 - 1	8.3 - 1	8.9 - 1
Students Per Unit	7.3	7.1	6.2	6.1	4.6	5.0	5.4

BERING STRAIT SCHOOL DISTRICT
DISTRIBUTION OF TOTAL EXPENDITURES
FISCAL YEAR 1979-83
GRAPH V



BERING STRAIT SCHOOL DISTRICT
DISTRIBUTION OF TOTAL EXPENDITURES
FISCAL YEAR 1979-83
TABLE V

	FY '79		FY '80		FY '81		FY '82		FY '83	
	\$	%	\$	%	\$	%	\$	%	\$	%
Instruction	1,842,796	45	2,191,681	50	2,857,427	50	4,084,922	52	6,797,888	55
Maintenance	1,331,228	32	1,289,979	29	2,023,459	36	2,834,866	36	3,985,434	32
General Support	834,242	20	787,984	17	665,996	12	864,706	11	613,350	5
School Board	94,776	2.3	155,332	3.5	167,972	2.9	138,313	1.7	150,000	1.2

BERING STRAIT SCHOOL DISTRICT
CAPITAL IMPROVEMENT PROJECT

1976 - 1983

Brevig Mission High School

Funded from CH 134 SLA 1978 \$1,681,000. Completed in 1982
Teachers quarters funded from CH 121 SLA 1980 \$85,000.
Completed 1982

Diomedea High School

Funded from CH 124 SLA 1978, CH 50 SLA 1980 and CH 82 SLA 1981.
Grant from DOT/PF for \$4,200,000. Bid opening November 22, 1982
Expenditure for prior design have been subtracted from the total
grant.

Elim High School

Funded from CH 134 SLA 1978, CH 137 SLA 1978 for \$1,327,716.
Completed 1982 DOT/PF 1980.

Gambell High School

Funded from CH 195 SLA 1978, CH 131 SLA 1976 for \$1,929,190.
Completed 1979.

Gambell High School Addition

Funded from CH 134 SLA 1978, CH 137 SLA 1978 for \$1,240,000.
Completed 1982 DOT/PF 1980.

Golovin High School

Funded from CH 134 SLA 1978 for \$1,627,885. Completed 1982
DOT/PF 1980.

Koyuk High School

Funded from CH 134 SLA 1978 for \$1,390,528. Completed 1982
DOT/PF 1980

Koyuk Utility Building

Funded from insurance funds for \$466,348. Completed 1982
DOT/PF 1980.

Koyuk Generator

Funded from CH 131 SLA 1976 for \$20,655. Completed 1978

St. Michael High School

Funded from CH 134 1978 for \$1,520,702. Completed 1982
Construction shortfall funding requested in FY 84 CIP

Savoonga High School

Funded from CH 195 SLA 1972, CH 142 SLA 1974 and CH 131 SLA 1976 for
\$1,749,000. Completed 1978

Shaktoolik Elementary/Secondary School

Funded from CH 134 SLA 1978 and CH 50 SLA 1980 and federal funds
from BIA.

State funds	\$1,537,100
BIA funds	<u>2,104,000</u>
	\$3,641,100

Shaktoolik Elementary/Secondary School CONT:

See agreement with BIA for total construction funding of \$3,387,000.
Completed 1982

Shishmaref Desalination

CH 113 SLA 1978 for \$140,000. Grant application submitted

Shishmaref Elementary/Secondary

Funded from CH 142 SLA 1974 for \$2,492,000. Completed 1976

Shishmaref Relocatable

Funded from CH 142 SLA 1974 for \$50,000. Completed 1976

Shishmaref Water Upgrade

Funded from CH 131 SLA 1976 for \$42,560. Completed 1978

Shishmaref High School Roof

Funded from CH 131 SLA 1976 for \$285,000. Completed 1978

Shishmaref School

Funded from CH 82 SLA 1982 DOE Grant #82-40 for \$1,978,058.

Stebbins High School

Funded from CH 134 SLA 1978 for \$2,082,908. Completed 1982.
Over run funds requested in FY 84 CIP

Stebbins Upgrade

Funded from federal funds for \$431,644. Grant application submitted.

Teller Elementary/Secondary School

Funded from CH 134 SLA 1978 for \$475,400. Completed in 1980

Teller Multi-purpose Room

Funded from CH 131 SLA 1976 for \$855,000. Completed in 1981

Unalakleet White Alice Renovation

Funded from CH 80 SLA 1976 for \$230,000. Completed 1982

Unalakleet Roof

Funded from CH 195 SLA 1978 for \$285,000. Completed 1980

Unalakleet High School

Funded from federal PL 81-815 Funds for \$1,812,200. Completed 1977
\$140,000. Equipment funds from CH 142 SLA 1974

Unalakleet Administration Building

Funded from CH 121 SLA 1980 for \$1,934,000. Completed 1982

White Mountain Secondary Remodel

Funded from CH 131 SLA 1976 for \$895,000. Completed 1979.

White Mountain Water Upgrade

Funded from CH 131 SLA 1976 for \$47,150. Completed 1978

White Mountain Addition

Funded by CH 82 SLA 1981 for \$1,194,600. DOE grant #82-41

District Wide Code Upgrade

Funded from CH 82 SLA 1981 for \$3,880,459. DOE grant #82-45

District Wide Major Maintenance

Funded from CH 82 SLA 1981 for \$845,478. DOE grant #82-46

District Wide PMI Project

Funded from CH 82 SLA 1981 for \$250,000. Grant application submitted

Water & Sewer Projects

Funded from CH 25 SLA 1982 for \$1,970,000. DOE grant #83-19 for projects at Shishmaref, Brevig Mission, Teller, Koyuk and Golovin.

SECTION II

This section of the report addresses a schedule prepared by Legislative Budget and Audit which presents a summary of Salary and Other Benefits for selected administrators in the Bering Strait School District. A proper perspective on salary and benefits can only be gained by a review of comparable salary schedules from other rural districts. This information is presented in the following table.

Average Daily Salary for Selected Rural
Education Attendance Areas
1982-83

District	Number of Employees	Sup't. Daily Rate	Asst. Sup't./ Dep. Daily Rate	Bus. Man. Daily Rate	Dir. Daily Rate
Iditarod	108	277.53	262	-	238
Lower Kusko.	921	379.20	287	210	225
B.S.S.D.	332	358.79	283	244	220
North Slope	474	370.37	309	237	237
Lower Yukon	363	312.50	294	250	229
Southwest Reg.	254		283	270	238
Yukon Flats	98.5	281.53	228	199	172
Lake & Penin.	100	270.27	-	229	-
Yukon Koyukuk	107	347.72	267	247	222

As can be seen from the above table the salaries for selected administrators in the Bering Strait School District are by no means the highest paid in the rural regions or among all districts in the State of Alaska.

The daily rate for the superintendent ranks third among the eight districts surveyed and the daily rate for the Assistant Superintendent category and the Business Manager also ranked third among the eight districts surveyed. The average daily rate for directors ranks sixth of the districts surveyed in addition to the fact that the benefits received by Bering Strait School District administrators are average with respect to the benefit programs in the other districts that were addressed. The source for this information is the 1982-83 Survey of School District Employee Benefits, published by the Association of Alaska School Boards.

ADMINISTRATIVE

Below are the page headings for the Administrative Salaries and Benefits Survey on the next few pages.

- A Name of School District
- B Number of employees
- C Position/Title
- D Base Salary
- E Top Salary
- F Days on contract/vacation days
- G Insurance benefits not provided to teachers
- H Expenses other than travel paid by district
- I Professional development paid by district
- k Other benefits not listed but provided

A	B	C	D	E	F	G	H	I	J	K	
Iditarod	1	Asst. Supt./Bsn. Mgr.		61,480.00	261/26	Same	No	No		None	
	1	Title VII Coord	36,712	51,255	200/3	Same	No	No		None	
	1	Chapter I/Lang. Arts Spec.	36,712	51,255	200/3	Same	No	No		None	
	1	JOM/IEA/CommEd./BIP	36,712	51,255	200/3	Same	No	No		None	
	1	Curr. Dir.		57,240	261/25	Same	No	No		None	
	1	Spec. Ed. Dir.	36,712		200/3	Same	No	No		None	
	1	Secondary Curr. Coord.	26,204	47,753	188/3	Same	No	No		None	
	1	Voc. Ed. Dir.	36,712	51,255	200/3	Same	No	No		None	
	1	Bilingual Dir.	36,712	51,255	200/3	Same	No	No		None	
	1	Library/Media Coord.	36,712	61,255	200/3	Same	No	No		None	
	1	Personnel Director	36,504		261/21	Same	No	No		None	
	1	Facilities Coord.	50,393		261/21	Same	No	No		None	
	1	Maint. Director	46,247		261/24	Same	No	No		None	
	2	Maint. Foreman	37,750		261/15	Same	No	No		None	
	1	Computer Educ. Coord.	13,102	22,877	94/1.5	Same	No	No		None	
	Juneau		Asst. Supt. Instr.		60,840						
			Asst. Supt. Bus.		60,840						
		Personnel Director		40,170	12/24			\$25/mo. Car			
		Finance Officer		41,782	12/24			\$60/mo. Car			
		Comm. Schools Dir.		37,128	12/24			\$50/mo			
		Maint/Dpr. Supvr.		44,720	12/24						
		Dist. Head Custodian		32,084	12/24						
		Asst. Head Custodian		27,690	12/24						
	Indian Studies Supvr.		30,852	10.5/				\$85/mo. Car			
Kabe		NONE									
Kenai	2	Assoc. Supt.	61,865		1/24	No	No	Yes			
	1	Fed. Program Director	51,408		210/3	No	No	Yes			
	1	Special Ed. Director	51,408		210/3	No	No	Yes			
	1	Elem. Curriculum Director	51,408		210/3	No	No	Yes			
Ketchikan	1	Asst. Supt.		69,700	17/12	Full Medical	No	No		No	
	1	Special Ed. Director		56,500	207/	Same	No	No		No	
	1	Community Schools Dir.		40,707	230/	Same	No	No		No	
	1	Personnel Coord	30,432	Up	12/28	No	No	No		Non-Certificated	
	1	Business Manager	42,000	Up	12/24	No	No	No		Same	
1	Facilities Coord.	41,000	Up	230/					Certificated		
King Cove		NONE									
Klawock		NONE									

A	B C	D	E	F	G	H	I	J	K
Kudlak	1 Asst. Supt.	54,000	60,500	230/5	No	No	\$300/yr Prof Dues	Car allow/Tuition/Physical	
	1 Admin. Assistant	52,000	58,000	230/5	No	No	Same	Same	
	1 Curric. Director	48,000	54,000	204/5	No	No	Same	Same	
	1 Special Ed. Director	41,000	46,000	198/5	No	No	Same	Same	
Auspuk	1 Admin. Asst/Principal								
	2 Admin. Asst.	29,268	57,912	200/0			State & Limited Natl		
	1 Bilingual/Fed. Prog. Dir.	26,723	38,480	188/			Same		
	1 Curric. Director	26,723	46,338	200/			Same		
	1 Special Ed. Director	26,723	46,497	188/			Same		
	1 Comm. Ed. Dir./Fed. Prog.	29,268	51,218	168/			Same		
	1 Public Info. Officer	2,500	2,500	12/			State Meeting	Non-Certified	
1 Facilities Coord.	2,500	4,447	12/			Same	Non-Certified		
Lake & Peninsula	Asst. Supt.			260/20	Life = Salary	No	AASA	No	
	Admin. Asst.			210/0	Same	No	No	No	
	Special Ed. Director			210/0	No	No	No	No	
	Business Manager	55,000		210/20	No	No	No	No	
	Facilities Coord.	55,000		260/20	No	No	No	No	
	Asst. Fac. Coord/Dir of Maint.	55,000		260/20	No	No	No	No	
Lower Kuskokwim	2 Asst. Supt.	65,250		260/	No	No	State & National as	approved by Supt.	
	Admin. Asst.	43,617		12/			Same		
	Fed. Program Dir.	53,643		260/1.75				Same	
	Curric. Director	49,036		240/1.75				Same	
	Special Ed. Director	42,201		224/1.75				Same	
	Elem. Curric. Coord.	39,203		220/			Same		
	Bilingual Director	57,012		260/2.75				Same	
	1 Personnel Director	46,321		12/1.75			State & national		
	1 Business Manager	50,211		12/1.75			Meetings with Supt.		
	1 Facilities Director	53,206		12/1.75			approval		
1 Capital Project Dir.	53,893		12/2.25			Same			
Lower Yukon	1 Admin Assistant	60,235		220/15	None				
	1 Fed. Program Director	60,235		220/15	None	None			
	1 Curric. Director	46,319		198/0	None	None			
	1 Special Ed. Director	51,465		220/15	None	None			
	1 Voc. Educ. Director	38,841		198/0	None	None			
	1 Bilingual Director	38,280		155/0	None	None		Bilingual Conference	
	1 Personnel Director	38,301		220/15	None	No			
	1 Business Manager	56,000		240/16	None	No			
	1 Fed. Prog. Specialist	51,465		220/15	None	No			

A	B C	D	E	F	G	H	I	K
Adak	Admin. Assistant	44,000	51,000	240/30	X	X	State	X
	Special Ed. Director	36,000	49,000	188/7.5		X	State	X
	Personnel Director	43,000	50,000	240/30	X	X	National	X
Alaska Gateway	1 Asst. Supt.		61,985	230/				
	1 Spec. Ed. Director	24,706	52,329	220/				
	1 Business Manager Facilities Coord.	43,000	43,769	230/ 230/				
Alutian	1 Admin. Assistant	76,877		260/20	No	\$50. p/m, Auto	W/Supt. Approval	None
Anchorage	5 Assistant Superintendent	62,420	66,559	260/24	No	Exp. Account	No	\$.45 MI. Vehicle Allowance
	1 Federal Program Director	50,046	56,477	260/24	No	No	No	Same
	1 Curriculum Director	50,046	56,477	260/24	No	No	No	Same
	1 Special Ed. Director	50,046	56,477	260/24	No	No	No	Same
	1 Elementary Curric. Director	50,046	56,477	260/24	No	No	No	Same
	1 Voc. Education Director	44,670	51,120	260/24	No	No	No	Same
	1 Bilingual Director	44,670	51,120	260/24	No	No	No	Same
	1 Public Information Officer	41,441	41,441	260/24	No	Exp. Account	No	Same
	1 Personnel Director	61,133	61,133	260/24	No	Exp. Account	No	Same
	1 Facilities Coordinator	47,899	54,303	260/24	No	No	No	Same
1 Labor Relations Director	57,379	57,379	260/24	No	Exp. Account	No	Same	
Annette	1 Fed. Program Dir.	See Elem.	Principal					
	1 Special Ed. Director	See Elem.	Principal					
	1 Voc. Ed. Director	See H.S.	Principal					
	1 Business Manager	35,000		220/12	Yes	3,500/oving Exp	Travel/Perdlem	
Bering Strait	Deputy Supt.	66,245		260/26		Hotel/Perdlem	Hotel/Trav. Perdlem	
	Fed. Program Dir.	47,115		220/--		Same	Same	
	Special Ed. Director	44,786		260/24		Same	Same	
	Elem. Supt. Dir.	50,628		260/24		Same	Same	
	Voc. Educ. Director	59,400		260/24		Same	Same	
	Business Manager	57,500		260/24		Same	Same	
	Transportation Coord.	42,700		260/24		Same	Same	
	Dir. Transitional Prog.	54,000		260/24		Same	Same	
Bristol Bay	NONE							
Chatham	1 Assistant Superintendent	46,000	46,000	220/22	Med & Travel	Cabs	Perdlem + Travel	
Chugach	1 Curriculum Director					Admin. Stipend	of \$2,500.00 (15 extra days)	

A	B C	D	E	F	G	H	I	K
Copper River	1 Curric. Director		61,000	230/	No	No	Yes	
	1 Business Manager		43,950	230/	No	No	Yes	
Cordova	NONE							
Craig	1 Business Manager	24,000	24,000	12/10		No	None	
Delta/Greely	1 Asst. Superintendent	61,691		240/10	No	No	AASA	
	1 Special Services Coord.	48,526		220/4	No	No		
	1 Coor. Study Teacher	32,456		188/2	No	No		
	1 Coor. Study Prin./teacher	36,540		210/4	No	No		
	1 Coor. Study/AIDS teacher	34,483		188/2	No	No		
Dillingham	Asst. Supt.	67,600		260/21	No	No	State & National	2/dy Pers. Leave & Tuition
	Admin. Assistant	32,000		260/18	No	No	State/Workshop	2 dys Pers. Leave & Tuition
	Business Manager	46,000		260/18	No	No	State & National	Same
	Maint. Foreman	42,000		260/18	No	No	No	Same
Fairbanks	1 Asst. Supt.	54,000		12/24	No	Trv/Hotel & Psn	1 State & Nation	None
	1 Assoc. Supt.	62,000		12/24	No	Same	Same	None
	1 Admin. Asst.	39,000		12/24	No	Same	Same	None
	1 Fed. Program Dir.	47,000		12/24	No	Same	Same	None
	1 Special Ed. Director	48,873		12/24	No	Same	Same	None
	1 Public Info. Officer	35,310		12/24	No	Same	Same	None
	1 Personnel Director	51,318		12/24	No	Same	Same	None
	1 Business Manager	55,650		12/24	No	Same	Same	None
	1 Dir. Operations & Maint.	51,100		12/24	No	Same	Same	None
	1 Dir. Student Activities	47,000		12/24	No	Same	Same	None
	1 Coor. Staff Dev.	45,000		12/24	No	Same	Same	None
Galena	1 Admin. Assistant	28,340	40,040	260/20	N/A	N/A	N/A	
Haines	NONE							
Hoonah	NONE							
Hydaburg	NONE							

A	B	C	D	E	F	G	H	I	J	K
Met Su		Assistant Supt.	60,000	H/A	260/36	All have 15,000 Life & 100,000 Accid. Life ins	Assoc. Dues	St. & National Conf.	TRS, WC, ESC, SL	
		Curriculum Director	53,000	H/A	260/30		Same	Same		Same
		Special Ed. Director	53,000	H/A	260/30		Same	Same		Same
		Elem. Curric. Director	53,000	H/A	260/30		Same	Same		Same
		Personnel Director	50,000	H/A	260/30		Same	Same		Same
		Business Manager	50,000	H/A	260/30		Same	Same		Same
Menana	1	Curriculum Director		40,000	215/3	No	No	No	Same as teachers	
North Slope		Asst. Superintendent		72,000	245/12	No	None	Yes	None	
		Assoc. Supt.		72,000	245/12	No	None	Yes	None	
		Admin. Assistant		55,000	230/12	No	None	Yes	None	
		Fed. Program Director		60,000	265/12	No	None	Yes	None	
		Curriculum Director		60,000	265/12	No	None	Yes	None	
		Special Ed. Director		60,000	265/12	No	None	Yes	None	
		Elem. Curriculum Director		60,000	265/12	No	None	Yes	None	
		Voc. Educ. Director		60,000	265/12	No	None	Yes	None	
		Bilingual Director		60,000	265/12	No	None	Yes	None	
		Public Info. Officer		45,000	245/12	No	None	Yes	None	
		Business Manager		60,000	260/12	No	None	Yes	None	
	Facilities Coord.		60,000	245/12	No	None	Yes	None		
Pelican		NONE								
Petersburg	2	Fed. Program Director	4,900.00		180/5	No	No	No	None	
	1	Special Ed. Director	34,361		180/5	No	No	No	None	
Pribilof Island	1	Special Prog. Director	51,608		220/0	No	(1) Prof Dues	State & Natl Conf.	30% Rent + all fuel paid	
Railbelt	1	Curriculum Director		45,000	197/0	No	Perdiem + Hotel	In State Trvl	None	
	1	Business Manager		45,000	12/15	No	Perdiem + Hotel	In State Conf.	None	
	1	Facilities Coordinator		13,395.	12/15	No	Perdiem + Hotel	In State Conf.	None	
Sand Point		All Admin. positions held by	Supt.							
Sitka	1	Fed. Program Director								
	1	Special Ed. Director	47,071	53,661	206/	No	\$75.00 Perdiem	Travel to State	See Spec. Ed. Director	
	1	Bilingual Director								
	1	Voc. Education Director	48,954	60,243	206/		\$75.00 Perdiem	Travel to State	See Spec. Ed. Director	
Slagway		NONE								

A	B C	D	E	F	G	H	I	J	K
Southeast Island	Asst. Supt.	53,679		220/	No		W/Supt Approval	W/Supt Approval	Same benefits as teachers
	Business Manager	33,000		12/	No		No	Same as Teachers	
	Facilities Coord.	42,000		12/ -	No		No	Same as Teachers	
Southwest Region	1 Asst. Supt.		65,000	12/30	Yes				Housing Subs./Car Stipend
	1 Admin. Assistant		34,612	12/24					
	Fed. Program Dir.		46,842	210/					
	Curric. Director		51,952	210/					
	Spec. Ed. Dir.								
	Voc. Educ. Dir.								
	Elem. Curric. Coord.								
Bilingual Dir.		47,409						See Fed. Prog. Dir. See Curric. Dir.	
Business Manager	62,000			Yes		ASBO Meeting	Housing Subs.		
Facilities Coord.	48,500			Yes			Housing Subs./Vehicle Stipend		
Dir. of Instruction		58,500	12/30	Yes			Housing Subs./Vehicle Stipend		
St. Marys	Asst. Superintendent	50,000		200/	No	No	Yes	Housing Subs./Vehicle Stipend	
	Bilingual Director	29,790		240/	No	No	Yes		
	Business Manager	31,719		230/	No		Yes		
	Facilities Coord.	50,000		200/	No		Yes		
Unalaska	1 Fed. Prog. Coord.	COMBINED WITH TEACHER /							
Valdez	1 Curriculum Director	38,248	57,372	200/12					
	1 Business Manager	52,783	75,732	240/					
	1 Facilities Coord.	52,783	75,732	240/					
Wrangell	NONE								
Yakutat	1 Admin. Assistant	45,000		204/2	No	No	State		
Yukon Flats	1 Assistant Supt.	52,500		260/30	Added Life	None	State & Natl Travel	10 Day Professional Leave	
	2 Admin. Assistant	23,000	23,690	270/					
	1 Fed. Program Dir.	32,000		220/					
	1 Curric. Director	47,000		260/24					
	1 Special Ed. Director	37,700		220/					
	1 Business Manager	47,000		260/24					
	1 Facilities Coordinator	independ.	Contractor						

A	B C	D	E	F	G	H	I	J	K
Yukon/Koyukuk									
	1 Asst. Superintendent	61,431	N/A	260/Y	N	Hotel & Meals	Dues & Travel Exp.	Exp Acct \$150/mo	
	1 Special Programs Coord.	45,369	N/A	210/Y	II	Same	Trv. to State Mtgs	None	
	1 Voc. Education Director	56,775	N/A	260/Y	II	Same	Same	None	
	1 Business Manager	56,775	N/A	260/Y	N	Hotel & Meals	Travel & Expenses	None	
	2 Special Asst.	52,992	N/A	210/Y	N	Same	Same	Same	
	1 JOM/DEA Coord.	43,228	N/A	200/Y	II	Same	Same	Same	
	1 Dir. Admin. Services	56,775	N/A	200/Y	N	Same	Same	None	
	1 Program Dev. Spec.	40,775	N/A	200/Y	II	Same	Same	Same	

SECTION III

SCHOOL BOARD TRAVEL

School Board Travel in the Bering Strait School District reflects expenditures for not only the eleven members of the school board but also for approximately seventy members of the village Advisory Education Committees and the Parent Advisory Council. The cost of travel for the period addressed by the audit has increased over forty percent which contributes to the fact that less meetings are being held. Two critical pieces of information are needed when contemplating a schedule of board travel in a Rural Education Attendance Area, the first is the various costs associated with holding a meeting of the board. These costs depend on the location and duration of the meeting. The following table presents the approximate cost of a two day board meeting at each of the villages within the district.

<u>Village</u>	<u>Approximate Cost of Board Meeting</u>
Unalakleet	\$ 7,830
St. Michael	8,530
Stebbins	8,530
Shaktoolik	8,530
Koyuk	9,030
Elim	8,930
Golovin	8,530
White Mountain	8,530
Teller	8,330
Brevig Mission	8,330
Wales	9,630
Shishmaref	10,030

Gambell	12,030
Savoonga	12,030
Diomede	12,530

It is easily seen that one meeting in each village per year would cost the district \$141,350.00. It is the policy of the Board of Education to try and have a meeting in each village annually. The second piece of information addresses stipend and per diem payments to the board members at meetings. The following table presents comparative figures for nine R.E.A.A.'s relative to board member stipends and per diem policy.

**Comparative School Board Reimbursements
Of Selected R.E.A.A.'s**

<u>District</u>	<u>Stipend</u>	<u>Per Diem</u>
B.S.S.D.	\$115/day	\$ 30
Iditarod	80/meeting	75
Lake & Peninsula	100/day	85
Lower Kuskokwim	150/day	35
Lower Yukon	100/day	100
North Slope	750/meeting	100
Southwest	100/meeting	30
Yukon Flats	100/meeting	30
Yukon Koyukuk	100/day	100

As can be seen from the above information the Bering Strait School Board's stipend and per diem entitlement to conduct district business is ranked seventh out of the nine districts surveyed. Finally when considering school

board travel during the audit period a significant decrease occurred in both the proportion of total budget expended for a school board travel and the amount expended.

The following page presents a substantial portion of the school board activities during the audit period. As can be seen, the board met to address many issues in addition to their regularly scheduled meetings. The result of the activity is reflected in both the quality of educational programs being provided and the commitment to upgrading both school facilities and general living conditions throughout the Bering Strait Region.

SCHOOL BOARD MEETINGS
1980 - 1982

Special Meeting - July 16, 1980 - Wales
33rd Regular Session - August 14, 1980 - Koyuk
Sub-committee Meeting (Due to lack of quorum for 33rd Regular Session)
- September 4, 1980 - White Mountain and Golovin
Facilities Committee Meeting - September 25, 1980 - Anchorage
34th Regular Session - October 2-3, 1980 - Shishmaref and Teller
35th Regular Session - October 27, 1980 - Kotzebue
35th Regular Session - November 5-6, 1980 - Savoonga and Gambell
Facilities Committee - November 12, 1980 - Anchorage
36th Regular Session - December 3-4, 1980 - Unalakleet and Shaktoolik
37th Regular Session - February 5, 1981 - Elim
38th Regular Session - May 28, 1981 - Teller and Brevig Mission
Policy Committee Meeting - August 21, 1981 - Unalakleet
39th Regular Session - September 3-4, 1981 - White Mountain, Golovin, Elim and Koyuk
Special Meeting - September 24, 1981 - Nome District Office
40th Regular Session - October 28-28, 1981 - (Shishmaref)Nome District Office
Facilities Committee Meeting - November 23, 1981 - Nome District Office
Facilities Committee Meeting - December 2, 1981 - Unalakleet
41st Regular Session - December 3, 1981 - Unalakleet
42nd Regular Session - January 7-8, 1982 - (Wales)Nome District Office and Shishmaref
Sub-committee Meeting - February 8, 1982 - Unalakleet
43rd Regular Session - April 22, 1982 - (Wales)Nome
Facilities Committee Meeting - May 19, 1982 - Unalakleet
44th Regular Session - May 20, 1982 - (St. Michael)Unalakleet and Stebbins
45th Regular Session - June 30, 1982 - Unalakleet
46th Regular Session - September 15,16,17, 1982 - Gambell, Savoonga, Wales, Shishmaref,
Teller and Brevig Mission
Facilities Committee Meeting - September 29, 1982 - Unalakleet
47th Regular Session - September 30, 1982 - St. Michael and Shaktoolik
48th Regular Session - November 16, 1982 - Unalakleet
School Board Retreat - December 6-8, 1982 - Unalakleet

BOARD MEMBER

Below are the page headings for the Board Member Salaries and Benefits Survey on the next few pages.

- A District name
- B Board member salary (monthly unless specified)
- C Board President salary (monthly unless specified)
- D Stipends received while on board
- E Other expenses paid by District (yes/no)
- F Amount of per diem while traveling
- G Other benefits

A	B	C	D	E	F	G
Adak	\$200/yr	\$200/yr		Y	\$45 Pdm in Ak \$35. Lower 48	Liability, Health & Life available at cost.
Alaska Gateway	50/mtg	50/mtg		Y	\$50./dy Perdiem	Blanket Liability
Aleutian Region					State Perdiem	State Med & Life Ins.
Anchorage	\$400.	\$500.		Y	Actual	Various Ins./Member Pays
Annette			Lst Wage	Y	\$90/dy Perdiem	
Bering Strait	\$115/mtg			Y	\$30 Perdiem	Liab/Life Ins. - Executive Ed Members receive \$350./mo
Bristol Bay	50.00	50.00		Y	\$50 Perdiem	25c/mi btwn Boro Commun.
Chatham	30.00	30.00	30./Mo	Y	Not Specified	None
Chugach				Y	Actual	Life & Med Ins under Considera
Copper River					\$25/day	None
Cordova				Y	\$85 Perdiem	Trv. & Legal Liability Ins.
Craig					Actual	Self pay insurance program
Delta/Creely				Y		Health & Life Ins.
Dillingham				Y	\$85./dy Perdiem	
Fairbanks	\$150./mo	\$150./mo		Y	\$35./dy Perdiem	Liability/Indemnification
Galena	None	None	Nine	Y	\$85.00	Liability Insurance
Haines			\$10./Mtg	Y	\$35.00 + Hotel	None
Hoonah				Y	Actual	None
Hydaburg				Y	\$80.dy Perdiem	
Iditarod	80./mtg	160./mo		Y	\$75./dy Perdiem	Liability Ins.
Juneau			None	Y	Actual	
Kake	\$50/mtg	\$50/mtg		Y	\$100.00 Perdiem	Accidental Death & Med. Ins.
Kenai	\$100.mtg	\$150.mtg		Y	\$75. perdiem	

A	B	C	D	E	F	G
Ketchikan	\$100/mo	\$150/mo		Y	\$35 + Trv & Htl	Health/Life/Liab. Ins.
King Cove			40./Mtg	Y	\$80.00	Health, Life & Prof. Liability
Klawock	\$25./mo	\$30./mo		Y	Perdiem	Perdiem is State Rate
Kodiak	\$200	\$200		Y	\$75/dy Perdiem	xtra Pay for Mego. + Liab. Ins
Lake & Peninsula				Y	\$85/dy	Health and Life Ins.
Lower Kuskokwim	\$150/dy	\$150/dy		Y	\$35/dy + Hotel	Life Ins while traveling
Lower Yukon	\$500.00	\$500.00		Y	\$100/dy Perdiem	\$100/day for meetings (Reg.) Med. Ins./Liab./Life Ins.
Mat Su	\$200.	\$250.		Y	Actual Expenses	Life Ins.
Nenana					\$39/dy + Hotel	
Nome					\$75/dy Perdiem	Liability Insur.
North Slope	\$750/mtg	\$750/mtg		Y	\$100/in dist. \$135/mt Dist.	Liability & Travel Ins while on District Business
Pelican				Y	\$63/day	None
Petersburg			None	Y	Actual	Med & Life Ins + 90% Dep. Cov.
Pribilof Island	None	None	140./mtg	Y	\$65/dy	Liab & Trv. Ins + Lost Wages
Railbelt			\$50.00	Y	50./75. + Hotel	Chairman - \$500.00 Per year
Sand Point				Y	\$80 Perdiem	Health Ins.
Sitka	None	None	None	Y	\$75. + Travel	None
Skagway					\$86.dy Perdiem	
Southeast Island				Y	\$95/\$85/\$40 Pdm	Dist. Health Ins.
Southwest Region	\$100/mtg	\$100/mtg		Y	\$30/dy + hotel	
St. Marys	\$50/mtg	\$50/mtg		Y	\$100/dy Perdiem	Life Ins. while trav for Dist.
Unalaska	No	No		Y	\$25/dy + Actl	None
Valdez				Y	\$35 + Hotel	None

A	B	C	D	E	F	G
Wrangell	None	None	None	Y	Actual Expenses	Liability Insurance
Yakutat				Y	\$25 + Hotel	Med/Life Ins for Mbr & Family
Yukon Flats	\$100/mtg	\$100/mtg		Y	\$36/dy Perdiem	Liability Ins.
Yukon/Koyukuk			\$100.00	Y	\$100/dy Perdiem	Stipend is per mtg per day Accident Ins. & Liability Ins.

SECTION IV

This section of the report addresses overall travel in the Bering Strait School District for selected administrators. A complete listing of this activity is presented in the back of this report including the reason for the specific trips. The following table presents a five year summary of travel expenditures, total expenditures and superintendent travel expenditures.

Summary of Travel Expenditures

Year	Total Expenditures	Travel Exp.	% of Total	% of Total Supt.	% of Total Travel	% of Tot. Expend.
FY-79	4,103,042	251,663	6.13	17,051	6.78	00.4
FY-80	4,424,940	393,383	8.89	21,065	5.35	00.4
FY-81	5,694,224	517,431	9.08	26,038	5.03	00.4
FY-82	7,922,807	554,981	7.0	26,940	4.85	00.3
FY-83*	12,275,494	832,560	6.7	25,000	3.0	00.2

*Budgeted

As can be seen from this table and the table presented on page although the amount of dollars being budgeted for travel is increasing the following hold true:

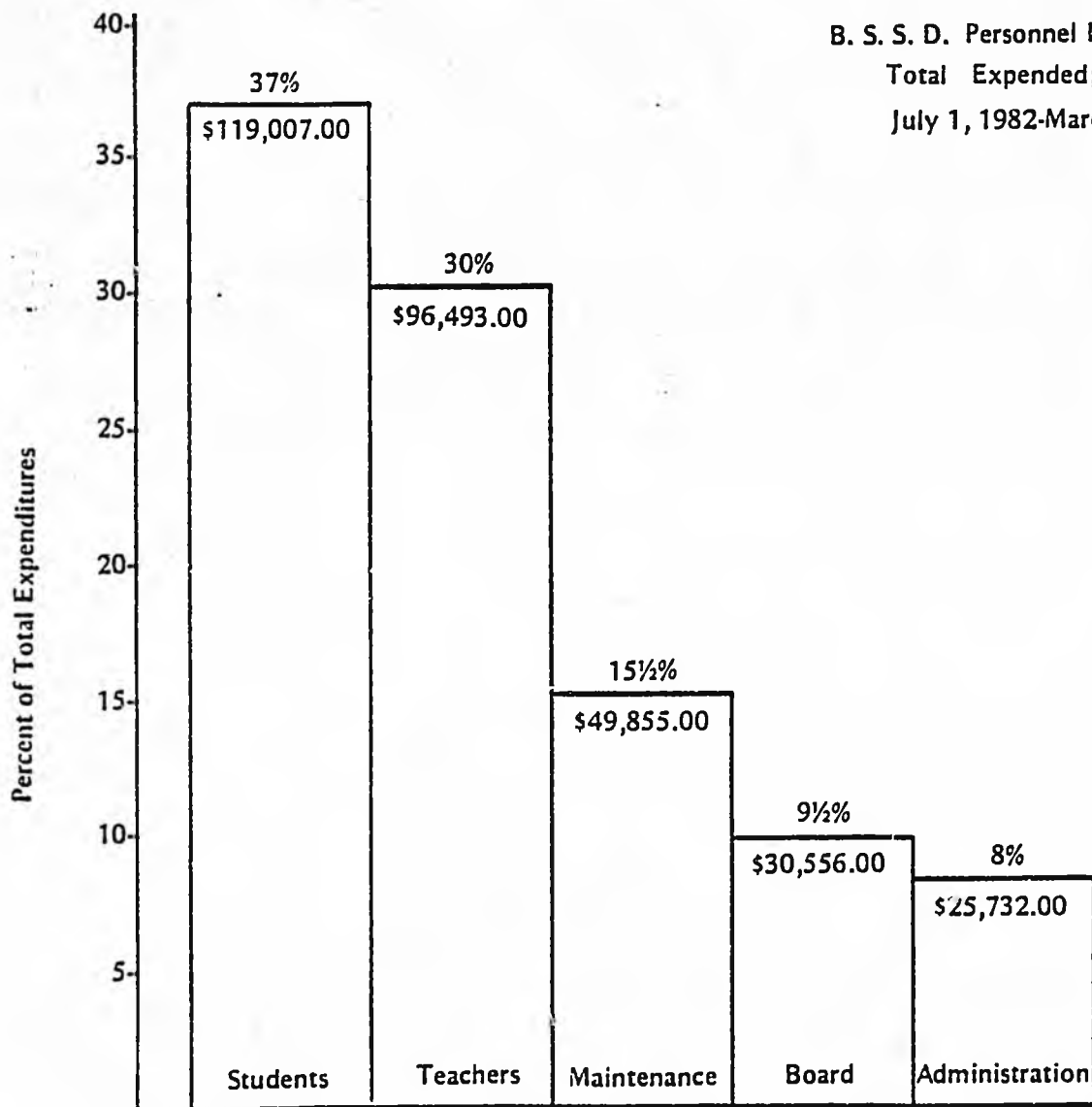
1. The proportion of total expenditures used for travel is decreasing
2. The makeup of the district wide travel budget clearly demonstrates the emphasis placed on student and teacher travel.
3. When adjusting the overall budget for price increases relative to travel the amount of travel activity is not increasing with the exception of inservice training for teachers

4. A year to date analysis of in district travel clearly demonstrates (Chart A page) current utilization of travel budgets. As can be seen students and teachers have received primary emphasis with facilities upgrading through preventive and corrective maintenance being ranked third. This type of categorical analysis on a periodic basis assists the board and superintendent in assuring that funds are being utilized in a manner compatible with district goals.
5. Finally it is to be noted that the total travel budget for the Bering Strait School District represents less than 7% of the total budget, with administrative travel accounting for less than 2% and the superintendent accounting for two tenths of one percent ($\frac{2}{10}$ of 1%). When this fact is considered in conjunction with the area included in the district, extreme weather conditions and cost of travel a more realistic perspective is given to the issue.

BERING STRAIT SCHOOL DISTRICT
TOTAL EXPENDITURE
FISCAL YEAR 1979-82

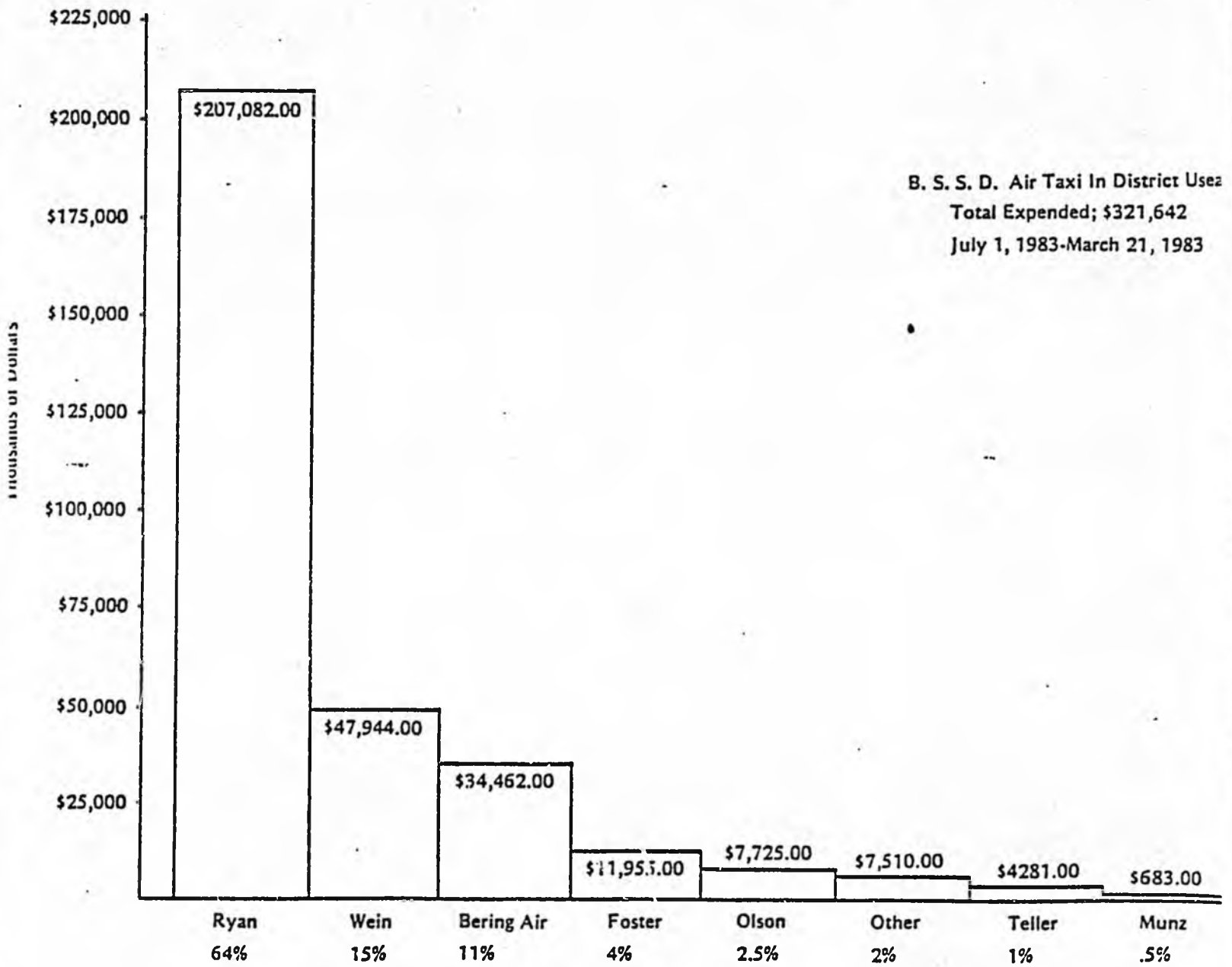
CATEGORY	FY '79	FY '80	FY '81	FY '82
TOTAL EXPENDITURE	4103042	4424940	5694224	7922807
AMOUNT EXP-TRAVEL	251663	393383	517431	554981
TRAVEL - REGULAR INSTR.	2028	39166	123281	134669
- VOC. INSTR.	12439	42231	20248	31517
- CORRESPONDENCE	2237	11244	12680	7596
- SPECIAL ED.	8977	18194	23979	30367
- BILINGUAL/BICUL.	12678	22239	52920	51741
- INTERNS	-	-	-	5040
- SCHOOL BOARD	92800	155332	166215	124941
- GENERAL ADMIN.	97552	21637	22596	26133
- SUPERINTENDENT	-	21065	26038	26940
- DEPUTY SUPT.	-	13365	13201	18765
- FISCAL	-	10516	7990	10286
OPERATION & MAINTENANCE	22922	38394	48283	86986

CHART A



B. S. S. D. Personnel In District Travel
Total Expended; \$321,642
July 1, 1982-March 21, 1983

CHART B



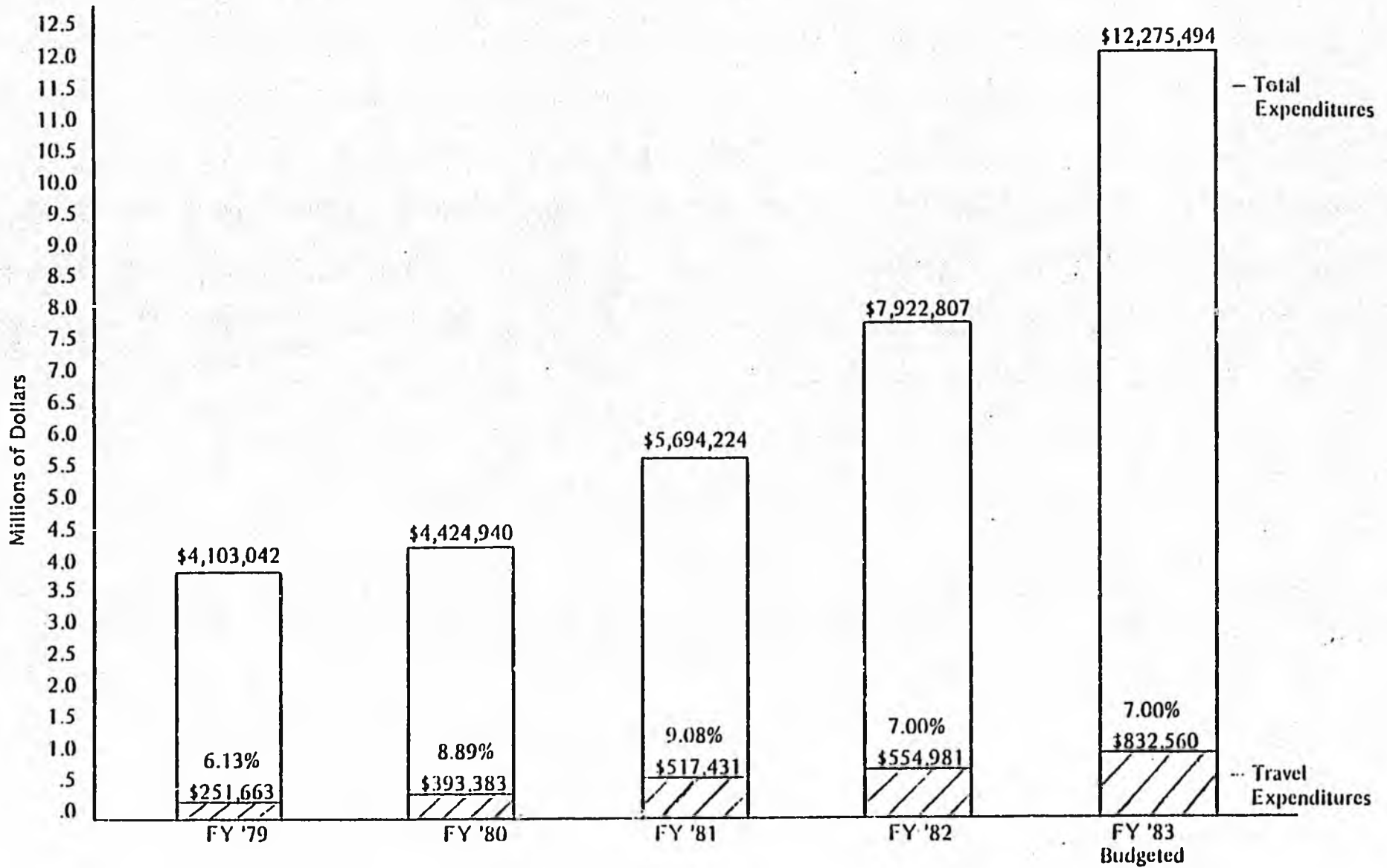
The individual schedules of administrator travel served to highlight several points relative to the audit process and specific travel activities. The more important of these points are:

1. The audit demonstrated that all travel reviewed was authorized and that reimbursements were both appropriate and legal.
2. Specifically with respect to the superintendent's travel during FY81 and FY82, and reimbursements for food and other the actual amount reimbursed was substantially less than the entitled amount appropriate for the number of days of approved travel. The following table clearly demonstrates this point.

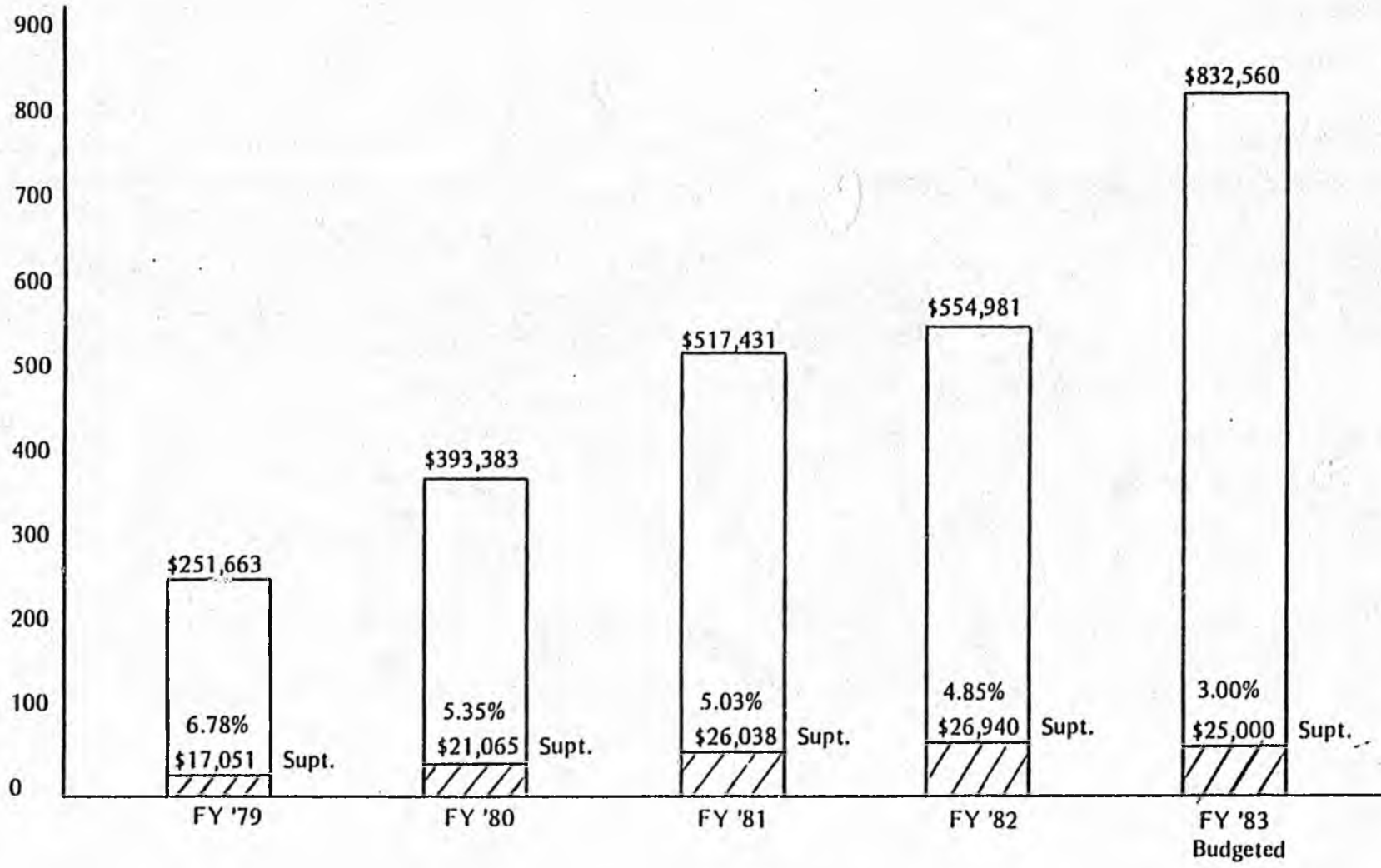
Year	Entitled Reimbursement	Actual Reimbursement (Food & Other)	Difference	% Not Reimbursed
FY 81	\$ 5,940	4,178.09	\$1,752.91	29.51
FY 82	4,620	4,509.29	170.71	3.65
Total	10,620	8,696.38	1,923.62	18.11

As can be seen the superintendent received only 81.89% of the amount for food and other reimbursement. The amount is based on a food per diem of \$30.00. Based on this analysis the actual daily reimbursement for food and other while on approved travel during FY81 and FY82 was \$24.56.

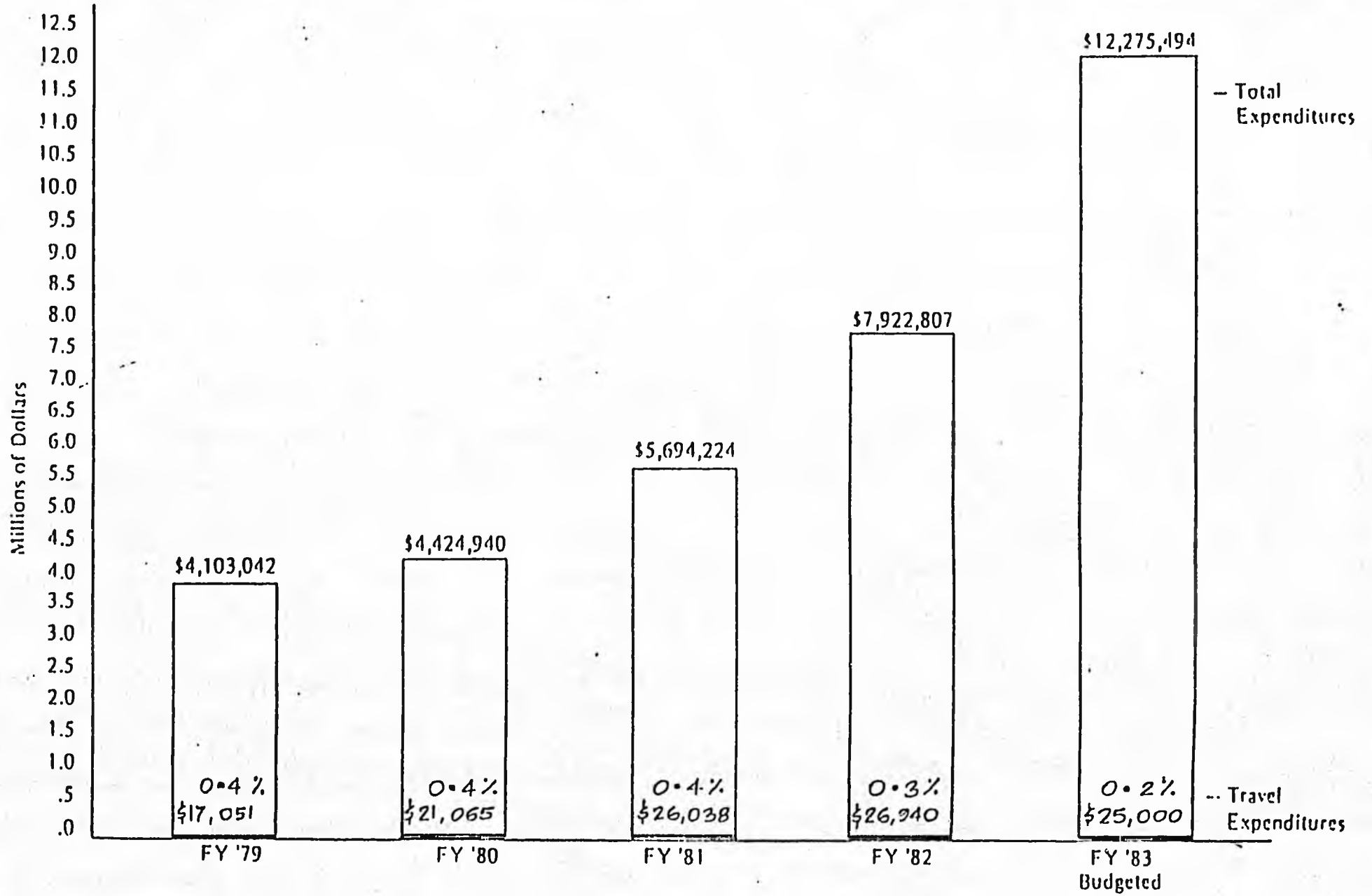
3. The expanded version of the administrative travel schedule included at the end of this report clearly identifies all expenditures as opposed to grouping under a category termed other.
4. During the current fiscal year the superintendent has spent 62% of his time in the district, 38% was on authorized school business out of district. In FY82 65% of the superintendent's time was spent on authorized out of district school business.



TOTAL EXPENDITURES
- VS -
TOTAL TRAVEL EXPENDITURES



DISTRICT TRAVEL EXPENDITURES
&
Supt. OFFICE TRAVEL EXPENDITURES



TOTAL EXPENDITURES
 --VS--
 SUPERINTENDENT TRAVEL EXPENDITURES

INDIAN COUNTY STATE DISTRICT
 EXPENSES OF REPRESENTATIVES TRAVEL
 FY81, FY82 and FY83 (through 12/31/82)

Travel Dates	Destination	Purpose of Trip	Voucher Date	Voucher Number	Airfare	Food	Lodging	Taxi Auto	Regin- tration	Other	Totals
FY81 Out-of-District Travel											
07/10/80 07/21/80	Anc/Juneau/Anc Juneau/Anc/None	AIE proposal admittal/meet with legislators	08/21/80	43244	\$ 1,169.00		\$ 221.85	\$ 31.25	\$	\$ 196.25	\$ 1,618.35
07/29/80 08/13/80	Anc/Juneau/Seattle/ Anc/Juneau/None/ UNK/None	DOE Supt-Conference/ UNK facility/Leg. Oversight Comm/Board Mtg.	08/21/80 08/04/80	43242 43010	1,358.04		169.64 72.00	75.49		171.92 (n)	1,775.09 72.00
08/21/80 09/02/80	None/Juneau/Seattle/ Portland/Los Angeles/	Meetings re: D.O. Facility Design/Mtg. at Inygroup in LA on policy and staff de- velopment/D.O. relocation	09/05/80	43456	1,698.48	485.34	347.65	302.61			2,834.08
09/07/80 10/01/80	None/Juneau/Seattle/ Flint, MI/Wash. DC/ Juneau/None	UNK Facility Meeting/ NSA Resolution Chairman Committee/AIE	10/09/80	43972	1,369.01	815.67	481.12	340.74			3,006.54
10/07/80 10/26/80	None/Anc/Fairbanks/ Juneau/Anc/None	NSA Conf./NTH Con- vention/AIE	12/17/80	44917	754.00	479.21	847.40	173.99	60.00	4.58	2,319.18
10/27/80	None/Kotzebue		12/02/80	44702	66.11						66.11
10/31/80 11/05/80	None/Anc/Juneau/ None	AIE foreign study program/meet at DOE re: AIE	12/17/80	44918	484.18	238.38	87.98	53.50			864.04
11/08/80 11/26/80	None/Anc/Juneau/ Unalakleet/None	NSA Conv./State Board Mtg./ Cap.Proj./meet w/Don Erickson	12/18/80	44920	1,227.00	494.71	388.44	90.13		8.61	2,208.69
12/05/80 12/15/80	None/Jacksonville, FL/ Seattle/Anc/None	NSA Workshop/meeting re: UNK Facilities/ D.O. and 5-plex Work Study Program Student Housing	12/17/80	44919	1,629.64	167.25	174.34	88.85			2,060.08
12/17/80 12/18/80	None/Anc/Seattle/ Juneau		02/26/81	45695	566.32						566.32
01/06/81 01/10/81	Juneau/Anc/None Juneau	Meetings re: FY82 Budget, staffing, life-safety code deficiencies upgrade w/DIA	03/04/81	45823	543.86		38.88	85.37		5.50	673.61
01/18/81 01/21/81	Juneau/Anc/Juneau	Meet w/Board members re: legislation	03/04/81	45823	229.00	254.75	113.50	11.69			608.94
01/28/81 01/31/81	Juneau/Anc/None Juneau	Meet w/State Board & Commissioner re: life- safety code upgrade deficien- cies - DIA	03/04/81	45823	513.86	9.15		213.05			736.06
		Adventure based Fl.	01/30/81	45439	552.00						552.00
02/06/81 02/17/81	Juneau/Atlanta GA/Juneau	NSA Convention/Resolution Comm. Chairperson	03/04/81	45821	895.30	533.27	631.02	90.74	498.00		2,648.33

JULY
 AUG
 SEPT
 OCT
 NOV
 THANKSGIVING
 DEC
 CHRISTMAS
 JANUARY
 FEB

INDIAN STRAIT GOVERN. DISTRICT
 EXPENSES OF SUPERVISOR'S TRAVEL
 FY81, FY82 and FY83 (through 12/31/82)

	Travel Dates	Destination	Purpose of Trip	Vehicle Date	Vehicle Number	Airfare	Food	Inciding	Taxi Auto	Regis-tration	Other	Totals
	FY81 Out-of-District Travel (continued)											
FEB	02/24/81 02/27/81	Juneau/Elk/Anc Anc	Staff Dev. Session at Yukon-Koyukuk/meet with auditor/meet Exec. Comm	03/04/81	45822	418.95	219.25	42.00	49.50			729.70
MARCH	03/04/81 03/05/81	Anc/Juneau	Meet with legislators/ Delta lawsuit/NR/teacher In-Service/Accountability	03/27/81	46103	285.60						285.60
	03/18/81 03/20/81	Juneau/WRK/Anc	Legislative Audit review of travel	03/27/81	46103	254.00						254.00
APRIL	04/16/81 04/17/81	Juneau/Seattle/Juneau	Meet w/Dickstock re: WRK facility	07/09/81	47162		21.05	30.57	66.23			119.85
MAY	05/15/81	Juneau/Anc/Anc/Juneau	FY'82 Budget/Staffing/ Organization	07/09/81	47161	508.00		44.28				552.28
	05/26/81 05/31/81	Juneau/Anc/Anc/Juneau	Board Meeting at Teller	07/09/81	47161	417.00	10.50		61.05		9.70	499.05
JUNE	06/03/81 06/04/81	Juneau/Anc/Juneau	Interview mtce. supervisor candidate	07/09/81	47161	286.00						286.00
	06/11/81	Juneau/Anc/Anc/Anc	Interview mtce. supervisor candidate	07/09/81	47161	548.00			34.00			582.00
	04/20/81 05/08/81	Juneau/New Orleans/Juneau	MSE Leadership Conference	07/09/81	47163	<u>1,166.53</u>		<u>296.70</u>	<u>18.92</u>		<u>60.00</u>	<u>1,542.15</u>
	Total FY81 Out-of-District Travel					<u>16,939.08</u>	<u>3,730.53</u>	<u>3,987.37</u>	<u>1,787.91</u>	<u>558.00</u>	<u>456.56</u>	<u>27,460.25</u>
	Total FY81 In-District Travel					<u>1,589.72</u>		<u>10.00</u>				<u>1,599.72</u>
	Total Travel					<u>\$18,529.60</u>	<u>\$3,730.53</u>	<u>\$3,997.37</u>	<u>\$1,787.91</u>	<u>\$558.00</u>	<u>\$456.56</u>	<u>\$29,059.97</u>

Other - (n) dinner guests

BERING STATE SCHOOL DISTRICT
 SCHEDULE OF SUPERINTENDENT'S TRAVEL
 FY81, FY82 and FY83 (through 12/31/82)

Travel Dates	Destination	Purpose of Trip	Voucher Date	Voucher Number	Airfare	Food	Lodging	Taxi Auto	Registration	Other	Totals
FY82 Out-of-District Travel											
JULY	07/11/81	Juneau/Juneau		08/24/81 47555	\$ 274.00	\$	\$	\$	\$	\$	\$ 274.00
	07/19/81 07/20/81	Juneau/Seattle/Juneau		08/24/81 47555	357.56	31.43	30.57	24.33			443.89
	07/24/81 07/25/81	Juneau/Anch/Juneau		08/24/81 47555	286.00	167.85	51.09	42.67			547.61
	08/03/81 08/07/81	Juneau/Los Angeles/Seattle/Juneau		08/24/81 47555	510.18	161.95	232.63	281.83		65.72	1,252.31
	08/11/81	Juneau/Anch/Juneau		09/24/81 47970	274.00	29.60					303.60
	08/12/81 08/15/81	Juneau/Anch/Juneau		09/24/81 47970	349.00	186.19	189.67	95.16			820.02
	08/22/81 09/01/81	Juneau/Anch/Juneau LRK		09/24/81 47970	274.00	169.02					443.02
	09/09/81 09/19/81	Juneau/Anch/Juneau/Juneau		09/24/81 47970	450.00	132.71	92.88			93.86 (b)	769.45
	09/17/81 09/26/81	Juneau/Anch/Juneau		11/02/81 48604	443.00	18.10	51.04	67.87			580.01
	10/07/81 10/10/81	Juneau/Seward/Juneau		09/15/81 47873 11/02/81 48604 11/24/81 48884 11/05/81 48580		28.41	200.00 63.31	28.80	243.90		200.00 91.72 28.80 243.90
	10/17/81 10/27/81	Juneau/Juneau/Seattle/Juneau/Juneau		11/05/81 48605	923.68	204.13	340.00	334.31		25.62	1,827.74
	11/01/81 11/04/81	Juneau/Juneau/Juneau		01/13/82 49475	592.00		42.28				634.28
	11/06/81 11/12/81	Juneau/Anch/Juneau/ Juneau/Juneau/Juneau/Juneau		11/24/81 48884	904.66	13.92	53.00	167.27	110.00		1,328.85
	11/24/81	Juneau/Anch/Juneau		01/13/82 49475 04/06/82 50445	279.00	274.23		79.76			353.99 279.00

AUGUST

SEPT

OCT

November

Thanksgiving

HEMLOCK STRAIT SCHOOL DISTRICT
 SCHEDULE OF SUPERINTENDENT'S TRAVEL
 FY81, FY82 and FY83 (through 12/31/82)

MAY

JUNE

<u>Travel Dates</u>	<u>Destination</u>	<u>Purpose of Trip</u>	<u>Voucher Date</u>	<u>Voucher Number</u>	<u>Airfare</u>	<u>Food</u>	<u>Lodging</u>	<u>Taxi Auto</u>	<u>Registration</u>	<u>Other</u>	<u>Totals</u>
FY82 Out-of-District Travel (continued)											
05/16/82 05/28/82	Juneau/IRK/Juneau	AEL/PAC Workshop/Board Mtg Stebbins, St. Michael, IRK	11/22/82	53740		69.39	59.40	10.00			138.79
06/03/82 06/14/82	IRK/Anc/Juneau/ Haines/IRK	Meet with Governors Transition task force and cost deficiencies - DIA Bldgs.	11/22/82	53740	293.00	515.00	635.00				1,443.00
06/16/82 06/30/82	IRK/High. Sch/ Flagstaff/Juneau/IRK	ANSA Instructional Hmt.	11/22/82	53740	1,079.99	640.09	1,487.14	121.93		51.44	3,300.59
Total FY82 Out-of-District Travel					<u>13,373.65</u>	<u>4,056.54</u>	<u>6,179.13</u>	<u>1,845.34</u>	<u>1,806.90</u>	<u>417.96</u>	<u>27,679.52</u>
Total FY82 In-District Travel					<u>1,103.80</u>	<u>34.79</u>					<u>1,138.59</u>
Total Travel					<u>\$14,477.45</u>	<u>\$4,091.33</u>	<u>\$6,179.13</u>	<u>\$1,845.34</u>	<u>\$1,806.90</u>	<u>\$417.96</u>	<u>\$28,818.11</u>

Other - (b) office supplies

INLAND STRAIT CROSS DISTRICT
 SCHEDULE OF SUPERINTENDENT'S TRAVEL
 FY81, FY82 and FY83 (through 12/31/82)

Travel Dates	Destination	Purpose of Trip	Voucher Date	Voucher Number	Airfare	Per Diem	Taxi Auto	Registration	Other	Totals
FY81 Out-of-District Travel										
07/02/82	URK/Anc/	Review Summer	11/22/82	53740	\$ 107.00	\$ 115.00	\$	\$	\$	\$ 222.00
07/03/82	URK	Maintenance schedules								
07/13/82	URK/Anc/Juneau	Re: Life-safety code	11/22/82	53740	614.00	207.50				901.50
07/14/82	Anc	upgrade deficiencies								
07/29/82	Anc/Anc/	Life-safety code	11/22/82	53740	170.00	230.00				400.00
07/30/82	URK	upgrade deficiencies								
vs.	URK/Anc/Anc/URK	Life-safety code def.	11/22/82	53740	750.00					750.00
08/06/82	URK/Anc/	Supt. Orientation	11/22/82	53740	340.00	115.00				455.00
08/07/82	Juneau	In-service meeting								
08/15/82	Juneau/URK		11/22/82	53740		115.00				115.00
08/24/82	URK/Anc		11/22/82	53740	96.00	115.00				211.00
08/30/82	URK/Anc/Juneau	Life safety code upgrade	11/22/82	53740	318.23	920.00				1,238.23
09/06/82	URK	deficiencies - DIA facilities								
10/08/82	URK/Anc/Juneau	Life-safety code upgrade	11/22/82	53740	546.00	345.00				891.00
10/13/82	URK	deficiencies - DIA facilities								
10/15/82	URK/Juneau	ANSA Fall Conference/	11/22/82	53740	600.00	920.00				1,520.00
10/23/82	URK	Meeting w/R. Holden	11/04/82	53526	180.76					180.76
11/03/82	URK/Anc/Juneau/	Develop Computer Bid	11/22/82	53740	600.00	575.00				1,175.00
11/04/82	URK	Specs.								
11/12/82	URK/Juneau/URK	Meeting with DOE re: 1st Quarter Report	11/22/82	53740	456.00	345.00				801.00
11/22/82	URK/Juneau/Anc/	Attend District Bid	12/00/82	54220	600.00	1,322.50	109.00			2,031.50
12/04/82	URK	Specs meeting/Review Life-Safety Deficiencies/State Board Meeting								

JULY

AUGUST

-98-

SEPT

OCT

NOV

THANKSGIVING

LEWING STRAIT SCHOOL DISTRICT
 SCHEDULE OF SUPERINTENDENT'S TRAVEL
 FY81, FY82 and FY83 (through 12/31/82)

<u>Travel Dates</u>	<u>Destination</u>	<u>Purpose of Trip</u>	<u>Voucher Date</u>	<u>Voucher Number</u>	<u>Airfare</u>	<u>Per Diem</u>	<u>Taxi Auto</u>	<u>Registration</u>	<u>Other</u>	<u>Totals</u>
FY83 (Out-of-District Travel (continued))										
12/10/82	ARK/Savannah, GA/	NASA Workshop		54455	1,321.59	690.00	60.00			2,071.59
12/15/82	Juncos/ARK									
12/20/82	ARK/Juncos/ARK	State Board Meeting/Meet w/holders re: Life-Safety & Code upgrade/meet re: preventive maintenance	01/12/83	54647	567.00	1,265.00	14.21		36.75	1,882.96
Total FY83 Out-of-District Travel					<u>7,298.58</u>	<u>7,360.00</u>	<u>183.21</u>		<u>36.75</u>	<u>14,878.54</u>
Total FY83 In-District Travel					<u>4,731.02</u>					<u>4,731.02</u>
Total Travel					<u>\$12,029.60</u>	<u>\$7,360.00</u>	<u>\$183.21</u>		<u>\$36.75</u>	<u>\$19,609.56</u>

DEC.

CHRISTMAS

(CITY OF ST. MICHAEL DISTRICT
 ACCOUNTS OF THE DISTRICT COMMISSIONER'S TRAVEL
 FY81, FY82 and FY83 (through 12/31/82)

<u>Travel Dates</u>	<u>Destination</u>	<u>Purpose of Trip</u>	<u>Voucher Date</u>	<u>Voucher Number</u>	<u>Airfare</u>	<u>Rental</u>	<u>Gasoline</u>	<u>Taxi Auto</u>	<u>Registration</u>	<u>Other</u>	<u>Totals</u>
FY81 Out-of-District Travel											
06/30/80 08/02/80	Nome/Anchorage, ID/ Nome	Teacher Interviews	08/05/80	43016	\$	\$ 37.76	\$ 81.11	\$ 104.02	\$	\$ 42.92	\$ 265.81
08/06/80 08/08/80	Nome/Anchorage	Budget Oversight Comm. Hearing	08/12/80	43075	290.00	24.00	38.30	49.90		2.00	404.20
09/11/80 09/12/80	Nome/Anchorage	Re: Stebbins & St. Michael Const.	09/17/80	43645	290.00	25.45		26.50		2.18	344.13
09/23/80 09/26/80	Nome/Anchorage	Re: IRK Facility	09/29/80	43799	290.00	100.80	125.16			154.20	670.16
09/29/80 10/01/80	Nome/Anchorage	Re: Const./Rent with Attorneys	10/01/80	43867	293.86	37.25	100.92	45.58			477.61
10/15/80 10/17/80	Nome/Fairbanks/ Nome	NSA Meeting	10/30/80	44234	269.80	90.17	179.26	16.00		29.00	584.23
10/27/80 10/29/80	Nome/Kotzebue/Anchorage	State Board Meeting	10/30/80	44236	132.22	32.00					164.22
11/12/80 11/15/80	Nome/Anchorage	Facilities Comm. Meeting	11/19/80	44557	289.72	52.25	140.26	73.20		42.75	598.18
12/11/80 12/15/80	Nome/Anchorage	Met w/Attorney Construction Meetings	12/17/80	44900	289.72	100.00	203.06	117.06		14.00	723.84
02/09/81 02/10/81	Nome/Anchorage/Anchorage	NSA Convention	02/25/81 10/23/80 02/18/81	45668 44147 45575	144.86 1,041.77	272.39	655.46	62.20	465.00	6.00	1,140.91 465.00 1,041.77
03/25/81 03/27/81	Nome/Anchorage	Rural Schools Conference	03/27/81	46121	192.00		196.20	83.06		29.00	500.26
03/30/81 04/04/81	Nome/Juneau/Anchorage	NSA Meeting	04/06/81	46207	553.00		232.14	3.00	286.00		1,074.14
04/22/81 04/25/81	Nome/Anchorage	State Task Force	04/28/81 05/29/81	46533 46869	304.90 304.00	120.00	221.33	122.20		65.00	833.43 304.00
05/04/81 05/10/81	Nome/Anchorage	Facility Committee Meeting	05/15/81	47619			100.44	123.00		71.00	362.44

BERING STRAIT SCHOOL DISTRICT
 SCHEDULE OF DEPUTY SUPERINTENDENT'S TRAVEL
 FY81, FY82 and FY83 (through 12/31/82)

<u>Travel Dates</u>	<u>Destination</u>	<u>Purpose of Trip</u>	<u>Voucher Date</u>	<u>Voucher Number</u>	<u>Airfare</u>	<u>Food</u>	<u>Lodging</u>	<u>Taxi Auto</u>	<u>Registration</u>	<u>Other</u>	<u>Totals</u>
FY81 Out of District Travel (continued)											
06/03/81 06/05/81	Name/Anc/Name	Interview Construction Coordinators	06/08/81	46938	328.00	99.18	167.04	88.40			682.62
06/15/81 06/19/81	Name/Anc/Name	ASB Meeting/Meet with Attorney	06/22/81	46990	321.00	31.86	222.89	117.95			700.70
06/27/81 06/29/81	Name/Anc/Juneau/ Name	State Board/Meet with Attorney	07/02/81	47100	581.00	123.20	245.10	65.29			1,014.59
Total FY81 Out-of-District Travel					<u>5,922.85</u>	<u>1,146.31</u>	<u>2,996.87</u>	<u>1,097.36</u>	<u>751.00</u>	<u>458.05</u>	<u>12,372.44</u>
Total FY81 In-District Travel					<u>794.38</u>						<u>794.38</u>
Total Travel					<u>\$6,717.23</u>	<u>\$1,146.31</u>	<u>\$2,996.87</u>	<u>\$1,097.36</u>	<u>\$751.00</u>	<u>\$458.05</u>	<u>\$13,166.82</u>

INDIAN STATE POLICE DISTRICT
 EXPENSES OF INDIAN STATE POLICE'S TRAVEL
 FY81, FY82 and FY83 (Through 12/31/82)

<u>Travel Dates</u>	<u>Destination</u>	<u>Purpose of Trip</u>	<u>Voucher Date</u>	<u>Voucher Number</u>	<u>Airfare</u>	<u>Food</u>	<u>Lodging</u>	<u>Taxi Auto</u>	<u>Registration</u>	<u>Other</u>	<u>Totals</u>
FY82 Out-of-District Travel											
07/15/81 07/18/81	Kansas/Arc/Arkans	Meet w/Attorney	07/20/81	47246	328.00	29.50	193.40	89.34			640.32
07/29/81 08/02/81	Kans/Arc/Jackson/ Arkans	State Supt. Meeting/ Capital Budget	08/07/81	47444	581.00	12.00	267.41	80.27			940.68
08/12/81 08/15/81	Kans/Arc/Arkans	Dixie School Const/ Budget Oversight Comm.	08/21/81	47553	328.00	125.33	293.09	94.94			841.36
10/05/81 10/21/81	Kans/Arc/Jackson/Skarpway Jackson/Arc/Arkans	ASA Conference	10/19/81	48299 49935	459.00	27.43	309.62	58.20			395.25 459.00
11/07/81 11/15/81	Kans/Arc/Jackson Arkans/Arkans/Arkans	Legislative Budget & Audit Meeting/State Board Meeting/ASAB Meeting	12/01/81	48895	558.09	343.69	472.61	39.75			1,414.14
12/13/81 12/16/81	Kans/Arc/Jackson/Arkans	Facilities Comm. Meeting	12/11/81	49104	558.00	120.00	340.60	84.94		94.26	1,198.00
02/19/82 01/07/82	Kans/Arc/Jackson/ New Orleans/Arkans	ASA Convention	02/05/82 11/24/81 05/18/82 12/01/81 04/08/82	49771 48883 51129 48954 50489	1,345.02		101.00 318.41		523.00		1,345.02 101.00 318.41 523.00 1,731.98
04/06/82 04/12/82	ARK/Arc/Jackson/ARK	Meeting at DOE	04/21/82	50654	599.00	6.00	185.14	52.36			842.50
06/01/82 06/05/82	ARK/Arc/ARK	Education Facilities Meeting	06/29/82	51523	340.00	73.00	345.21	156.55		48.00	962.76
06/01/82 06/12/82	ARK/Arc/ARK	Re: Construction - Mills Mountain	06/17/82	51464	340.00	205.45	259.99	165.69		65.19	1,036.32
Total FY82 Out-of-District Travel					<u>5,416.11</u>	<u>1,330.76</u>	<u>4,000.15</u>	<u>1,252.27</u>	<u>523.00</u>	<u>207.45</u>	<u>12,749.74</u>
Total FY82 In-District Travel					<u>1,498.28</u>						<u>1,498.28</u>
Total Travel					<u>\$6,914.39</u>	<u>\$1,330.76</u>	<u>\$4,000.15</u>	<u>\$1,252.27</u>	<u>\$523.00</u>	<u>\$207.45</u>	<u>\$14,248.02</u>

-06-

DEJUN: CHAMPAIGN SCHOOL DISTRICT
 SCHEDULE OF DEJUNY SUPERINTENDENT'S TRAVEL
 FY81, FY82 and FY83 (through 12/31/82)

<u>Travel Dates</u>	<u>Destination</u>	<u>Purpose of Trip</u>	<u>Voucher Date</u>	<u>Voucher Number</u>	<u>Airfare</u>	<u>Food</u>	<u>Incidentals</u>	<u>Taxi Auto</u>	<u>Other</u>	<u>Totals</u>
FY83 Out-of-District Travel										
10/11/82 10/16/82	URK/Anc/ARIK	ANSA Fall Conference	10/27/82	53304	\$ 447.00	\$ 90.00	\$ 108.20	\$ 58.42	\$ 42.75	\$ 746.37
12/04/82 12/06/82	URK/ Anc	Meeting re: Certificated negotiations	12/08/82	54205	228.00		118.05	79.25	26.00	451.30
Total FY83 Out-of-District Travel					<u>675.00</u>	<u>90.00</u>	<u>226.25</u>	<u>137.67</u>	<u>68.75</u>	<u>1,197.67</u>
Total FY83 In-District Travel					<u>78.18</u>	<u>20.00</u>				<u>98.18</u>
Total Travel					\$ <u>753.18</u>	\$ <u>110.00</u>	\$ <u>226.25</u>	\$ <u>137.67</u>	\$ <u>68.75</u>	\$ <u>1,295.85</u>

BERNICE SIMPSON SCHOOL DISTRICT
 SCHEDULE OF TRAVEL - OTHER KEY PERSONNEL
 FY81, FY82 and FY83 (through 12/31/82)

Travel Dates	Destination	Purpose of Trip	Voucher Date	Voucher Number	Airfare	Food	Lodging	Taxi Auto	Registration	Other	Total
ASSISTANT SUPERINTENDENT OF VOCATIONAL EDUCATION											
FY81 Out-of-District Travel											
To 12/31/80		DOE Evaluations/ASMA meeting/recruiting ABE Evaluation			\$ 800.00	\$ 152.95	\$ 266.00	\$ 151.79	\$ 255.00	\$ 68.88	\$ 1,814.62
										1,938.76 (c)	1,938.76
	Moore/Oregon/Akane	National AVA Convention	01/13/81	45151	995.00	115.93	290.20	107.06		29.99	1,530.98
	Moore/Akane	ASMA Meeting	02/02/81	45302	289.72	24.85	84.00	46.99		12.45	458.01
	Moore/Akane	AVA Meeting	03/10/81	45868	192.00	103.55	172.80	141.45	100.00	4.25	714.05
	Moore/Kanidji, MI/Moore, IA Ellensburg, WA/Akane	Teacher Recruitment	05/05/81	46604	132.00	214.45	443.07	781.19		76.40	1,647.11
	Moore/Akane	Vocational Administration	05/22/81	46815	325.00	86.52	126.00	171.93		29.60	739.05
	Total FY81 Out-of-District Travel				2,013.72	738.25	1,382.07	1,401.21	355.00	2,160.33	8,850.58
	Total FY81 In-District Travel				4,603.05						2,603.65
	Total Travel				\$5,417.57	\$ 738.25	\$1,382.07	\$1,401.21	\$ 355.00	\$2,160.33	\$ 11,454.43
FY82 Out-of-District Travel											
	Moore/Atlanta, GA/Akane	Stapenith Academy	07/07/81	47140	\$1,453.96	\$ 124.40	\$ 121.03	\$ 48.00	\$	\$ 74.23	\$ 1,822.50
	Moore/Skaneateles/Akane	ASMA Meeting	10/19/81	48307		151.22	119.03	90.91	217.40	24.75	604.11
	Moore/Akane	Nat. Ed. Admin. Conference	10/19/81	48306	328.00	134.75	90.00	202.68		7.17	762.60
	Moore/Akane	Professional Upgrade	11/20/81	48841	334.00	62.80	136.08	161.69		54.35	748.92
	Moore/Atlanta, GA/Akane	AVA Meeting	01/07/82	49373	1,655.57	143.01	217.07	30.00	35.50		2,081.95
	Moore/Akane	ITVA Program	01/27/82	49866	334.00	28.05	96.00	132.23		16.65	606.93
	Moore/Akane	Interview Meet. Conv.	04/06/82	50458	227.00	57.25	207.36	20.00		303.75 (d)	815.36
	Moore/Kanidji, MI/Moore, IA Kansas City/Ellensburg/Akane	Teacher Recruitment	05/17/82	51104	1,610.22	232.34	532.38	497.07		32.08	2,904.09
	Moore/Akane	Exhibit Materials	06/29/82	51522				40.00			40.00
	Moore/Akane		06/07/82	51337	340.00	85.45	237.60	46.00		8.87	717.92
	Total FY82 Out-of-District Travel				6,202.75	1,019.35	1,750.95	1,260.58	252.90	521.65	11,104.30
	Total FY82 In-District Travel				1,657.70						1,657.70
	Total Travel				\$7,860.45	\$1,019.35	\$1,750.95	\$1,260.58	\$ 252.90	\$ 521.65	\$ 12,762.08

BERING STRAIT SCHOOL DISTRICT
 SCHEDULE OF TRAVEL - OTHER KEY PERSONNEL
 FY81, FY82 and FY83 (through 12/31/82)

<u>Travel Dates</u>	<u>Destination</u>	<u>Purpose of Trip</u>	<u>Voucher Date</u>	<u>Voucher Number</u>	<u>Airfare</u>	<u>Food</u>	<u>Lodging</u>	<u>Taxi Auto</u>	<u>Regis- tration</u>	<u>Other</u>	<u>Totals</u>
ASSISTANT SUPERINTENDENT OF VOCATIONAL EDUCATION											
FY83 Out-of-District Travel											
	Missoula, MT/Allamore, MT/ Missoula, MT	Equipment Purchase	07/14/82	51698	\$ 512.00	\$ 34.81	\$ 143.49	\$ 5.00	\$	\$	\$ 695.30
	URK/Anc/URK	State Board Meeting	10/13/82	53168		90.00	260.00	101.30		6.40	457.70
	URK/St. Louis, MO/ URK	Interview Voc.Ed. Teachers/AVA Conference	12/22/82	54504	<u>1,508.62</u>	<u>210.00</u>	<u>260.50</u>	<u>45.80</u>	<u>112.00</u>	<u>29.67</u>	<u>2,166.59</u>
	Total FY83 Out-of-District Travel				<u>2,020.62</u>	<u>334.81</u>	<u>663.99</u>	<u>152.10</u>	<u>112.00</u>	<u>36.07</u>	<u>3,319.59</u>
	Total FY83 In-District Travel				<u>584.00</u>						<u>584.00</u>
	Total Travel				<u>\$2,604.62</u>	<u>\$ 334.81</u>	<u>\$ 663.99</u>	<u>\$ 152.10</u>	<u>\$ 112.00</u>	<u>\$ 36.07</u>	<u>\$ 3,903.59</u>

Other - (c) Adventure Based Education, net of \$561.24 returned
 (d) Recruiting room and conference

LEWIS STRAIT SCHOOL DISTRICT
 SCHEDULE OF TRAVEL - OTHER KEY PERSONNEL
 FY81, FY82 and FY83 (through 12/31/82)

Travel Dates	Destination	Purpose of Trip	Voucher Date	Voucher Number	Airfare	Food	Lodging	Taxi Auto	Registration	Other	Totals
ASSISTANT SUPERINTENDENT - CURRICULUM											
FY81 Out-of-District Travel											
To 12/31/80											
					\$1,309.52	\$ 486.02	\$ 744.07	\$ 166.49	\$	\$	\$ 2,706.90
	Idaho/Las Vegas/Idaho		01/08/81	45128		327.25	208.27	38.79			574.31
	Idaho/Idaho/Idaho		03/08/81	45058	304.00	158.00	210.00	242.38			994.38
	Idaho/Idaho/Idaho		04/01/81	46136	192.00	84.99	190.48	173.29	10.00		650.76
	Total FY81 Out-of-District Travel				1,885.52	1,057.06	1,352.82	620.95	10.00		4,926.35
	Total FY81 In-District Travel				2,404.00	1,145.70					3,629.70
	Total Travel				\$4,369.52	\$2,202.76	\$1,352.82	\$ 620.95	\$ 10.00		\$ 8,556.05
	Idaho/Colorado Springs/Idaho	Nat. Curriculum Study Instruction	07/15/81	47189	\$	\$ 190.05	\$ 120.56	\$ 244.85	\$	\$	\$ 563.46
	Idaho/Skaneateles/Idaho	MSA Conference	10/19/81	48302		281.42	273.15	40.17	400.00	45.50	1,040.25
	Idaho/Las Vegas/Idaho	ASCP - ICSI meeting	01/14/82	48900	712.02		40.00				752.82
	Idaho/Idaho/Idaho	Staff Development	01/14/82	49491		336.94	172.00	15.00			524.74
	Idaho/Idaho/Idaho	Educ. Fac. Develop.	06/16/82	51306	318.00	60.79	178.20	16.00		1.26	582.25
	Total FY82 Out-of-District Travel				1,030.82	877.21	792.71	316.02	400.00	46.76	3,463.52
	Total FY82 In-District Travel				3,448.45	227.00					4,603.54
	Total Travel				\$5,192.09	\$1,105.01	\$ 792.71	\$ 316.02	\$ 400.00	\$ 974.05	\$ 8,067.06
FY83 Out-District Travel											
	Idaho/Idaho/Idaho	ASCD National Study Institute	09/00/82	52587	\$ 853.24	\$	\$	\$ 95.00			\$ 948.24
	Idaho/Idaho/Idaho	National Regional Board Planning Meeting	09/00/82	52586	316.00	260.60	120.00	139.61			528.21
	Idaho/Idaho/Idaho		11/29/82	53063		00.00	165.00	56.00			617.00
	Total FY83 Out-of-District Travel				1,169.24	340.60	293.00	290.61			2,093.45
	Total FY83 In-District Travel				1,370.79						1,370.79
	Total Travel				\$2,540.03	\$ 340.60	\$ 293.00	\$ 290.61			\$ 3,464.24

BEARING SHAWIT SCHOOL DISTRICT
 SCHEDULE (B) TRAVEL - OTHER KEY PERSONNEL
 FY81, FY82 and FY83 (Through 12/31/82)

Travel Dates	Destination	Purpose of Trip	Voucher Date	Voucher Number	Airfare	Food	Lodging	Taxi Auto	Regis- tration	Other	Totals
BUSINESS MANAGER											
FY81 Out-of-District Travel											
To 12/31/80					\$3,142.40	\$ 705.06	\$ 603.75	\$ 445.04	\$	\$ 52.00	\$ 4,948.75
	Home/Anc/Dayton	Ex. Board Meeting	01/02/81	45058	290.00	83.40	84.00	16.00		26.70	500.10
	Home/Atlanta, GA/Dayton	NSA Meeting	02/15/81	45659		59.34		5.50	140.00		204.84
	Home/Anc/Dayton	ALASBO	04/27/81	46480		82.00	135.52	9.00		2.50	229.02
	Home/Anc/Dayton	Staff Recr	06/01/81	46084	<u>304.00</u>	<u>16.65</u>	<u>44.00</u>	<u>10.40</u>			<u>375.05</u>
Total FY81 Out-of-District Travel					<u>3,736.40</u>	<u>946.45</u>	<u>867.27</u>	<u>485.94</u>	<u>140.00</u>	<u>81.20</u>	<u>6,257.26</u>
Total FY81 In-District Travel					<u>1,071.69</u>	<u>23.79</u>	<u>40.00</u>				<u>1,135.48</u>
Total Travel					<u>\$4,008.09</u>	<u>\$ 970.24</u>	<u>\$ 907.27</u>	<u>\$ 405.94</u>	<u>\$ 140.00</u>	<u>\$ 81.20</u>	<u>\$ 7,392.74</u>
FY82 Out-of-District Travel											
	Home/Anc/Dayton	Nat. Sch. Lunch Prog.	08/11/81	47460	\$ 328.00	\$ 87.00	\$ 149.05	\$ 125.73		\$	\$ 609.78
	Home/Anc/Dayton	Legislative Committee	08/26/81	47637	342.00	135.75	112.85	27.00			617.60
	Home/Anc/Dayton	DOE - Chapter 134	12/16/81	49156	334.00	42.75	47.61	33.20			457.56
	Home/Anc/Dayton	Pupil Trans. Wkshp.	01/14/82	49479	334.00	82.00	155.52	97.41			668.93
	URK/Anc/URK	NASBO Convention	05/13/82	51017	255.00	275.00	636.88	411.30		37.99	1,616.17
	Dayton/URK/Dayton	Staffing and Budget	06/17/82	51348	1,307.85	150.00	149.55	91.40			1,698.80
	URK/Anc/URK	Relocation D.O.	06/29/82	51524	466.00	101.87	173.34	18.60			839.81
	URK/Anc/URK	Review Insurance	06/29/82	51601	<u>296.00</u>	<u>44.60</u>	<u>49.60</u>				<u>390.20</u>
Total FY82 Out-of-District Travel					<u>3,662.85</u>	<u>998.97</u>	<u>1,474.40</u>	<u>804.64</u>		<u>37.99</u>	<u>6,978.93</u>
Total FY82 In-District Travel					<u>155.00</u>						<u>155.00</u>
Total Travel					<u>\$3,817.85</u>	<u>\$ 998.97</u>	<u>\$1,474.40</u>	<u>\$ 804.64</u>		<u>\$ 37.99</u>	<u>\$ 7,133.93</u>

INLAND STRAIT SCHOOL DISTRICT
 SCHEDULE OF TRAVEL - UNDER NEW PROVISIONS
 FY81, FY82 and FY83 (through 12/31/82)

<u>Travel Dates</u>	<u>Destination</u>	<u>Purpose of Trip</u>	<u>Voucher Date</u>	<u>Voucher Number</u>	<u>Airfare</u>	<u>Food</u>	<u>Incident</u>	<u>Taxi Auto</u>	<u>Other</u>	<u>Totals</u>
FY83 Out-of-District Travel										
RRK/Anc/RRK		Anc. BIA Upgrade	07/13/82	52100	\$ 466.00	\$ 60.65	\$ 32.40	\$ 10.00	\$ 4.80	\$ 581.85
RRK/Anc/Jackson/RRK		Engineer and Attorney/BIA	10/06/82	53081	761.59	193.05	105.20	104.14		1,243.98
RRK/Anc/Jackson/RRK		State Fin. Comm.	10/06/82	53081	304.00	100.00	149.04	147.70		780.74
RRK/Anc/RRK		State Fin. Comm./Hilden and Associates	10/27/82	53365	229.00	120.00	116.66	55.62	22.80	544.08
RRK/Atlanta/RRK		SBO Official	11/01/82	43722	1,417.90	270.00	565.81	107.00	78.70 (e)	2,438.51
RRK/Anc/RRK		Diamond Const. Meeting	12/17/82	54461	229.00	355.50	237.60	218.00	19.08	1,051.18
RRK/Anc/Jackson/RRK		Financial Planning	01/25/83	54708	555.00	270.00	572.52	396.26	11.08	1,804.86
Total FY83 Out-of-District Travel					3,961.59	1,449.20	1,059.23	1,030.72	136.46	8,445.20
Total FY83 In-District Travel					581.11					581.11
Total Travel					\$4,542.70	\$1,449.20	\$1,059.23	\$1,030.72	\$ 136.46	\$ 9,026.31

Other - (e) lunch permits

INDIAN STRAIT SCHO. DISTRICT
 SCHEDULE OF TRAVEL - GRAND RIVER DISTRICT
 FY81, FY82 and FY83 (through 12/31/82)

<u>Travel Dates</u>	<u>Destination</u>	<u>Purpose of Trip</u>	<u>Voucher Date</u>	<u>Voucher Number</u>	<u>Airfare</u>	<u>Food</u>	<u>Lodging</u>	<u>Taxi Auto</u>	<u>Regis- tration</u>	<u>Other</u>	<u>Totals</u>
DIRECTOR OF ADMINISTRATION											
FY83 Out-of-District Travel											
	Missoula/Chicago/Missoula	ASA Wksp/Computer Wksp.	08/05/82	52108	\$ 518.00	\$ 67.05	\$ 125.91	\$ 150.09	\$ 285.55	\$	\$ 1,146.60
	IRK/Anc/IRK	Met at IOT/FF	10/18/82	53257	304.00	75.22	89.46	729.53		20.72	618.93
	IRK/Anc/IRK	Re: Construction	11/22/82	53719	332.00	166.55	226.80	13.00		20.01	759.16
	IRK/Anc	Jury for District Const.	12/09/82	54250	229.00	116.10	267.41	10.00		11.33	633.84
	IRK/Anc/IRK	District Const.	01/12/83	54648	532.00	43.24	384.00	189.95			1,149.19
	Total FY83 Out-of-District Travel				1,915.00	468.16	1,093.58	492.57	285.55	52.86	4,307.72
	Total FY83 In-District Travel				2,846.19	99.27					2,945.46
	Total Travel				\$4,761.19	\$ 567.43	\$1,093.58	\$ 492.57	\$ 285.55	\$ 52.86	\$ 7,253.18
DIRECTOR OF CURRICULUM AND INSTRUCTION											
FY83 Out-of-District Travel											
	Chicago	ASA Wksp/Computer Wksp.	08/23/82	52329	\$	\$ 79.65	\$ 125.91	\$	\$		\$ 205.56
	IRK/Anc/IRK	Region I Sch. Act. Assoc.	10/13/82	53144	304.00	37.50	89.10				410.60
	IRK/Seattle/IRK	HS School Accred.	12/15/82	54376	687.35	194.79	229.50	67.50	20.00		1,199.14
	Total FY83 Out-of-District Travel				991.35	311.94	444.51	67.50	20.00		1,035.30
	Total FY83 In-District Travel				767.42						767.42
	Total Travel				\$1,758.77	\$ 311.94	\$ 444.51	\$ 67.50	\$ 20.00		\$ 2,602.72

BEING SPENT FROM DISTRICT
 SCHEDULE OF TRAVEL - OTHER KEY PERSONNEL
 FY81, FY82 and FY83 (through 12/31/82)

<u>Travel Dates</u>	<u>Destination</u>	<u>Purpose of Trip</u>	<u>Voucher Date</u>	<u>Voucher Number</u>	<u>Airfare</u>	<u>Food</u>	<u>Lodging</u>	<u>Taxi Auto</u>	<u>Regis- tration</u>	<u>Other</u>	<u>Totals</u>
DIVISION OF SPECIAL SERVICES											
FY81 Out-of-District Travel											
To 12/31/80					\$ 870.00	\$ 88.80	\$ 129.60	\$ 217.23			\$ 1,305.63
	IRK/LOS Angeles/IRK	Rural CAP Meeting	01/26/81	45318		150.00	242.54	200.27			592.81
	IRK/LOS Angeles	DOE Meeting	01/01/81	46182		100.35	237.60	137.04			474.99
	IRK/SILVERDALE	Sp. Ed. Dir. Conf.	05/26/81	46822		146.76	308.00	21.05			475.81
	IRK/LOS Angeles	Title I Workshop	05/26/81	46023		86.15	164.00	121.28			371.43
Total FY81 Out-of-District Travel					<u>870.00</u>	<u>572.06</u>	<u>1,001.74</u>	<u>698.97</u>			<u>3,222.67</u>
Total FY81 In-District Travel					<u>770.00</u>	<u>213.95</u>					<u>983.95</u>
Total Travel					<u>\$1,640.00</u>	<u>\$ 786.01</u>	<u>\$1,001.74</u>	<u>\$ 698.97</u>			<u>\$ 4,206.62</u>
FY82 Out-of-District Travel											
	IRK/LOS Angeles	Sp. Ed. Conference	11/19/81	40025	\$ 320.00	\$ 11.15	\$ 272.41	\$ 150.02	\$ 15.00		\$ 784.58
Total FY82 In-District Travel					<u>537.26</u>						<u>537.26</u>
Total Travel					<u>\$ 865.26</u>	<u>\$ 11.15</u>	<u>\$ 272.41</u>	<u>\$ 158.02</u>	<u>\$ 15.00</u>		<u>\$ 1,321.84</u>
FY83 Out-of-District Travel and Total											
	IRK/LOS Angeles	Sp. Ed. Dir. Meeting	10/27/82	51101	\$ 304.00	\$ 150.00	\$ 275.00	\$ 20.00			\$ 749.00

BEIJING STRAIT SCHOOL DISTRICT
 SCHEDULE OF TRAVEL - OTHER KEY PERSONNEL
 FY01, FY02 and FY03 (through 12/31/02)

<u>Travel Dates</u>	<u>Destination</u>	<u>Purpose of Trip</u>	<u>Voucher Date</u>	<u>Voucher Number</u>	<u>Airfare</u>	<u>Food</u>	<u>Lodging</u>	<u>Taxi Auto</u>	<u>Registration</u>	<u>Other</u>	<u>Totals</u>
DIRECTION OF BILINGUAL/BICULTURAL EDUCATION											
Total FY01 Out-of-District Travel					\$ 749.72						\$ 749.72
Total FY01 In-District Travel					<u>932.25</u>						<u>932.25</u>
Total Travel					<u>\$1,601.97</u>						\$ <u>1,601.97</u>
FY02 Out-of-District Travel											
	San/Las Vegas/Lima	ASCD-NCSE Meeting	01/14/02	48900	\$ 712.82						\$ 712.82
Total FY02 In-District Travel					<u>102.50</u>						<u>102.50</u>
Total Travel					\$ <u>815.32</u>						\$ <u>815.32</u>
FY03 NOT included on Schedule											
DIRECTION OF TRANSITION											
FY03 Out-of-District Travel											
	AKC/Seattle	Re: Construction	08/23/02	52328	\$ 516.92	\$ 25.00	4 130.28	\$ 10.00			\$ 682.20
	URK/Seattle/ARK	NW School Accred.	12/13/02	54322	<u>824.62</u>	<u>142.00</u>	<u>207.26</u>	<u>58.00</u>	<u>20.00</u>		<u>1,251.08</u>
Total FY03 Out-of-District Travel					<u>\$1,341.54</u>	\$ <u>167.00</u>	\$ <u>337.54</u>	\$ <u>68.00</u>	\$ <u>20.00</u>		\$ <u>1,934.08</u>