

LEG. FINANCE - BILLS 1983 - 1984 1899

HB 384 cont. 1899

BERING STRAIT SCHOOL DISTRICT  
 SCHEDULE OF TRAVEL - OTHER KEY PERSONNEL  
 FY81, FY82 and FY83 (through 12/31/82)

Travel Dates	Destination	Purpose of Trip	Voucher Date	Voucher Number	Airfare	Food/Drinks	Lodging	Taxi Auto	Registration	Other	Totals
ASSISTANT SUPERINTENDENT - CURRICULUM											
FY81 Out-of-District Travel											
To 12/31/80					\$1,309.52	\$ 486.82	\$ 744.07	\$ 166.49	\$	\$	\$ 2,706.90
	Nome/Las Vegas/Nome		01/08/81	45128		327.25	208.27	38.79			574.31
	Nome/Anc/Name		03/08/81	45858	384.00	158.00	210.00	242.38			994.38
	Nome/Anc/Name		04/01/81	46136	192.00	84.99	190.48	173.29	10.00		650.76
Total FY81 Out-of-District Travel					1,885.52	1,057.06	1,352.82	620.95	10.00		4,926.35
Total FY81 In-District Travel					2,484.00	1,145.70					3,629.70
Total Travel					\$4,369.52	\$2,202.76	\$1,311.82	\$ 620.95	\$ 10.00		\$ 8,556.05
FY'82 Out-of-District Travel											
	Nome/Colorado Springs/Name	Nat. Curriculum Study Instruction	07/15/81	47189	\$	\$ 190.05	\$ 128.56	\$ 244.85	\$	\$	\$ 563.46
	Nome/Skagway/Name	NSA Conference	10/19/81	48302		281.43	273.15	40.17	400.00	45.50	1,040.25
	Nome/Las Vegas/Name	ASCP - NCSI meeting	01/14/82	48900	712.82		40.00				752.82
	Nome/Anc/Name	Staff Development	01/14/82	49491		336.94	172.80	15.00			524.74
	Nome/Anc/Name	Educ. Fac. Wkshp.	06/16/82	51386	318.00	68.79	178.20	16.00		1.26	502.25
	Nome/Anc/Name		04/06/82	50456		553.69	356.40	238.01			1,148.10
Total FY82 Out-of-District Travel					1,030.82	1,430.96	1,165.11	554.03	400.00	46.76	4,611.62
Total FY82 In-District Travel					3,448.45	227.80				927.29	4,603.54
Total Travel					\$4,479.27	\$ 1,658.70	\$ 1,169.11	\$ 554.03	\$ 400.00	\$ 974.05	\$ 9,215.16
FY83 Out-District Travel											
	UNK/Eugene/UNK	ASCD National Study Institute	09/08/82	52587	\$ 853.24	\$ 260.60	\$ 128.00	\$ 95.00			\$ 948.24
			09/08/82	52586		80.00	165.00	139.61			528.21
	UNK/Anc/UNK	National Regional Board Planning Meeting	11/29/82	53863	316.00			56.00			617.00
Total FY83 Out-of-District Travel					1,169.24	340.60	293.00	290.61			2,093.45
Total FY83 In-District Travel					1,370.79						1,370.79
Total Travel					\$2,540.03	\$ 340.60	\$ 293.00	\$ 290.61			\$ 3,464.24

STATE OF ALASKA

- 33 -

DIVISION OF LEGISLATIVE AUDIT

BERING STRAIT SCHOOL DISTRICT  
 SCHEDULE OF TRAVEL - OTHER KEY PERSONNEL  
 FY81, FY82 and FY83 (Through 12/31/82)

Travel Dates	Destination	Purpose of Trip	Voucher Date	Voucher Number	Airfare	Food/Drinks	Lodging	Taxi Auto	Registration	Other	Totals
<b>BUSINESS MANAGER</b>											
FY81 Out-of-District Travel											
To 12/31/80					\$3,142.40	\$ 705.06	\$ 603.75	\$ 445.04	\$	\$ 52.00	\$ 4,948.25
	Name/Anc/None	Ex. Board Meeting	01/02/81	45059	290.00	83.40	84.00	16.00		26.70	500.10
	Name/Atlanta, GA/None	AASA Meeting	02/15/81	45659		59.34		5.50	140.00		204.84
	Name/Anc/None	ALASEO	04/27/81	46480		82.00	135.52	9.00		2.50	229.02
	Name/Anc/None	Staff Recr	06/01/81	46884	304.00	16.65	44.00	10.40			375.05
Total FY81 Out-of-District Travel					<u>3,736.40</u>	<u>946.45</u>	<u>867.27</u>	<u>485.94</u>	<u>140.00</u>	<u>81.20</u>	<u>6,271.26</u>
Total FY81 In-District Travel					<u>1,071.69</u>	<u>23.79</u>	<u>40.00</u>				<u>1,135.48</u>
Total Travel					<u>\$4,808.09</u>	<u>\$ 970.24</u>	<u>\$ 907.27</u>	<u>\$ 485.94</u>	<u>\$ 140.00</u>	<u>\$ 81.20</u>	<u>\$ 7,393.74</u>
FY82 Out-of-District Travel											
	Name/Anc/None	Nat. Sch. Lunch Prog.	08/11/81	47460	\$ 328.00	\$ 87.00	\$ 149.05	\$ 125.73			\$ 685.78
	Name/Anc/None	Legislative Committee	08/26/81	47637	342.00	135.75	112.85	27.00			617.60
	Name/Anc/None	DOE - Chapter 134	12/16/81	49156	331.00	42.75	47.61	33.20			457.56
	Name/Anc/None	Pupil Trans. Wkshp.	01/14/82	49479	334.00	82.00	155.52	97.41			668.93
	UNK/Anc/UNK	ALASEO Convention	05/13/82	51017	255.00	275.00	636.08	411.30		37.99	1,616.17
	Dayton/UNK/Dayton	Staffing and Bus Jet	06/17/82	51348	1,307.85	150.00	149.55	91.40			1,698.80
	UNK/Anc/UNK	Relocation D.O.	06/29/82	51524	466.00	181.87	173.34	18.60			839.81
	UNK/Anc/UNK	Review Insurance	06/29/82	51601	296.00	44.60	49.68				390.28
Total FY82 Out-of-District Travel					<u>3,662.85</u>	<u>998.97</u>	<u>1,474.48</u>	<u>804.64</u>		<u>37.99</u>	<u>6,978.93</u>
Total FY82 In-District Travel					<u>155.00</u>						<u>155.00</u>
Total Travel					<u>\$3,817.85</u>	<u>\$ 998.97</u>	<u>\$1,474.48</u>	<u>\$ 804.64</u>		<u>\$ 37.99</u>	<u>\$ 7,133.93</u>

STATE OF ALASKA

- 34 -

DIVISION OF LEGISLATIVE AUDIT

BEING SWAIT SCHOOL DISTRICT  
 SCHEDULE OF TRAVEL - OTHER KEY PERSONNEL  
 FY81, FY82 and FY83 (Through 12/31/82)

Travel Dates	Destination	Purpose of Trip	Voucher Date	Voucher Number	Airfare	Food/ Drinks	Lodging	Taxi Auto	Other	Totals
FY83 Out-of-District Travel										
	UNK/Anc/UNK	Anc. BIA Upgrade	07/13/82	52100	\$ 466.00	\$ 60.65	\$ 32.40	\$ 18.00	\$ 4.80	\$ 581.85
	UNK/Anc/Juneau/UNK	Engineer and Attorney/GWA	10/06/82	53081	761.59	193.05	185.20	104.14		1,243.98
	UNK/Anc/Juneau/UNK	State Fin. Comm.	10/06/82	53081	304.00	180.00	149.04	147.70		780.74
	UNK/Anc/UNK	State Fin. Comm./Holden and Associates	10/27/82	53365	229.00	120.00	116.66	55.62	22.80	544.08
	UNK/Atlanta/UNK	SEO Official	11/01/82	43722	1,417.00	348.70	565.81	107.00		2,438.51
	UNK/Anc/UNK	Dismade Const. Meeting	12/17/82	54461	229.00	355.50	237.60	210.00	19.08	1,051.18
	UNK/Anc/Juneau/UNK	Financial Planning	01/25/83	54780	555.00	270.00	572.52	396.26	11.08	1,804.86
	Total FY83 Out-of District Travel				<u>3,961.59</u>	<u>1,527.90</u>	<u>1,859.23</u>	<u>1,038.72</u>	<u>57.76</u>	<u>8,445.20</u>
	Total FY83 In-District Travel				<u>581.11</u>					<u>581.11</u>
	Total Travel				<u>\$4,542.70</u>	<u>\$1,527.90</u>	<u>\$1,859.23</u>	<u>\$1,038.72</u>	<u>\$ 57.76</u>	<u>\$ 9,026.31</u>

STATE OF ALASKA

-35-

DIVISION OF LEGISLATIVE AUDIT

BERING STRAIT SCHOOL DISTRICT  
 SCHEDULE OF TRAVEL - OTHER KEY PERSONNEL  
 FY81, FY82 and FY83 (through 12/31/82)

<u>Travel Dates</u>	<u>Destination</u>	<u>Purpose of Trip</u>	<u>Voucher Date</u>	<u>Voucher Number</u>	<u>Airfare</u>	<u>Food/ Drinks</u>	<u>Lodging</u>	<u>Taxi Auto</u>	<u>Regis- tration</u>	<u>Other</u>	<u>Totals</u>
DIRECTOR OF ADMINISTRATION											
FY83 Out-of-District Travel											
	Missoula/Chicago/Missoula	ASA Wksp/Computer Wksp.	08/05/82	52108	\$ 518.00	\$ 67.05	\$ 125.91	\$ 150.09	\$ 285.55	\$	\$ 1,146.60
	UNK/Anc/UNK	Meet at DOI/PP	10/18/82	53257	304.00	75.22	89.46	129.53		20.72	618.93
	UNK/Anc/UNK	Re: Construction	11/22/82	53739	332.00	166.55	226.80	13.00		20.81	759.16
	UNK/Anc	Jury for Diomed Const.	12/09/82	54250	229.00	116.10	267.41	10.00		11.33	633.84
	UNK/Anc/UNK	Diomed Const.	01/12/83	54648	532.00	43.24	384.00	189.95			1,149.19
	Total FY83 Out-of-District Travel				<u>1,915.00</u>	<u>468.16</u>	<u>1,093.58</u>	<u>492.57</u>	<u>285.55</u>	<u>52.86</u>	<u>4,307.72</u>
	Total FY83 In-District Travel				<u>2,846.19</u>	<u>99.27</u>					<u>2,945.46</u>
	Total Travel				<u>\$4,761.19</u>	<u>\$ 567.43</u>	<u>\$1,093.58</u>	<u>\$ 492.57</u>	<u>\$ 285.55</u>	<u>\$ 52.86</u>	<u>\$ 7,253.18</u>
DIRECTOR OF CURRICULUM AND INSTRUCTION											
FY83 Out-of-District Travel											
	Chicago	MSA Wksp/Computer Wksp.	08/23/82	52329	\$	\$ 79.65	\$ 125.91	\$	\$		\$ 205.56
	UNK/Anc/UNK	Region I Sch. Act. Assoc.	10/15/82	53144	304.00	37.50	89.10				430.60
	UNK/Seattle/UNK	MW School Accred.	12/15/82	54376	687.35	194.79	229.50	67.50	20.00		1,199.14
	Total FY83 Out-of-District Travel				<u>991.35</u>	<u>311.94</u>	<u>444.51</u>	<u>67.50</u>	<u>20.00</u>		<u>1,835.30</u>
	Total FY83 In-District Travel				<u>767.42</u>						<u>767.42</u>
	Total Travel				<u>\$1,758.77</u>	<u>\$ 311.94</u>	<u>\$ 444.51</u>	<u>\$ 67.50</u>	<u>\$ 20.00</u>		<u>\$ 2,602.72</u>

BERING STRAIT SCHOOL DISTRICT  
 SCHEDULE OF TRAVEL - OTHER KEY PERSONNEL  
 FY81, FY82 and FY83 (Through 12/31/82)

Travel Dates	Destination	Purpose of Trip	Voucher Date	Voucher Number	Airfare	Food/Drinks	Lodging	Taxi Auto	Registration	Other	Totals
DIRECTOR OF SPECIAL EDUCATION											
FY81 Out-of-District Travel											
To 12/31/80											
	UNK/Ios Angeles/UNK	Rural CAP Meeting	01/26/81	43318		150.00	242.54	200.27			592.81
	Name/Anc/Name	DOE Meeting	04/01/81	46182		100.35	237.60	137.04			474.99
	Name/Sitka/Name	Sp. Ed. Dis. Conf.	05/26/81	46822		146.76	308.00	21.05			475.81
	Name/Anc/Name	Title I Workshop	05/26/81	46823		86.15	164.00	123.28			373.43
	Total FY81 Out-of-District Travel					<u>870.00</u>	<u>572.06</u>	<u>1,081.74</u>	<u>698.87</u>		<u>3,222.67</u>
	Total FY81 In-District Travel					<u>770.00</u>	<u>213.95</u>				<u>983.95</u>
	Total Travel					<u>\$1,640.00</u>	<u>\$ 786.01</u>	<u>\$1,081.74</u>	<u>\$ 698.87</u>		<u>\$ 4,206.62</u>
FY82 Out-of-District Travel											
	Name/Anc/Name	Sp. Ed. Conference	11/19/81	43825	\$ 328.00	\$ 11.15	\$ 272.41	\$ 158.02	\$ 15.00		\$ 784.58
	Total FY82 In-District Travel					<u>537.26</u>					<u>537.26</u>
	Total Travel					<u>\$ 865.26</u>	<u>\$ 11.15</u>	<u>\$ 272.41</u>	<u>\$ 158.02</u>	<u>\$ 15.00</u>	<u>\$ 1,321.64</u>
FY83 Out-of-District Travel and Total											
	UNK/Anc/UNK	Sp. Ed. Dir. Meeting	10/27/82	53381	\$ 304.00	\$ 150.00	\$ 275.00	\$ 20.00			\$ 749.00

STATE OF ALASKA

37

DIVISION OF LEGISLATIVE AUDIT

BERING STRAIT SCHOOL DISTRICT  
 SCHEDULE OF TRAVEL - OTHER KEY PERSONNEL  
 FY81, FY82 and FY83 (Through 12/31/82)

<u>Travel Dates</u>	<u>Destination</u>	<u>Purpose of Trip</u>	<u>Voucher Date</u>	<u>Voucher Number</u>	<u>Airfare</u>	<u>Food/Drinks</u>	<u>Lodging</u>	<u>Taxi Auto</u>	<u>Registration</u>	<u>Other</u>	<u>Totals</u>
DIRECTOR OF BILINGUAL/BICULTURAL EDUCATION											
		Total FY81 Out-of-District Travel			\$ 749.72						\$ 749.72
		Total FY81 In-District Travel			<u>932.25</u>						<u>932.25</u>
		Total Travel			<u>\$1,681.97</u>						\$ <u>1,681.97</u>
FY82 Out-of-District Travel											
	None/Las Vegas/None	ASCD-NCSI Meeting	01/14/82	48900	\$ 712.82						\$ 712.82
		Total FY82 In-District Travel			<u>102.50</u>						<u>102.50</u>
		Total Travel			<u>\$ 815.32</u>						\$ <u>815.32</u>
FY83 Out-of-District Travel											
	Unk/Eugene, OR/Unk	ASCD National Study	09/08/82	52587	\$ 853.24	\$29.00	\$40.00			\$190.00	\$ 1,112.24
		Total FY83 In-District Travel			<u>940.00</u>						<u>940.00</u>
		Total Travel			<u>\$1,793.24</u>	<u>\$29.00</u>	<u>\$40.00</u>			<u>\$190.00</u>	\$ <u>2,052.24</u>
DIRECTOR OF TRANSPORTATION											
FY83 Out-of-District Travel											
	Enc/Seattle	Re: Construct'n	08/23/82	52328	\$ 516.92	\$ 25.00	\$ 130.28	\$ 10.00			\$ 682.20
	UNK/Seattle/UNK	NW School Accred.	12/13/82	54322	<u>824.62</u>	<u>142.00</u>	<u>207.26</u>	<u>58.00</u>	\$ 20.00		<u>1,251.88</u>
		Total FY83 Out-of-District Travel			<u>\$1,341.54</u>	<u>\$ 167.00</u>	<u>\$ 337.54</u>	<u>\$ 68.00</u>	<u>\$ 20.00</u>		\$ <u>1,934.08</u>

DISTRICT OFFICE

# BERING STRAIT SCHOOL DISTRICT

P.O. BOX 225

UNALAKLEET, ALASKA 99684

(907) 624-3611

## BERING STRAIT SCHOOL DISTRICT ANALYSIS OF TRAVEL, SALARY AND BENEFITS

APRIL, 1983

BREVIG MISSION

COUNCIL

DIOMEDE

ELIM

GAMBELL

GOLOVIN

KOYUK

SAINT MICHAEL

SAVOONGA

SHAKTOOLIK

SHISHMAREF

STEBBINS

TELLER

UNALAKLEET

WALES

WHITE MOUNTAIN

**Presented To: Legislative Budget and Audit Committee**

**Presented By: Ronald W. Hohman  
Superintendent  
Bering Strait School District**

# **CORRECTION**

**THIS DOCUMENT  
HAS BEEN REPHOTOGRAPHED  
TO ASSURE LEGIBILITY**

DISTRICT OFFICE

# BERING STRAIT SCHOOL DISTRICT

P.O. BOX 225

UNALAKLEET, ALASKA 99684

(907) 624-3611

## BERING STRAIT SCHOOL DISTRICT ANALYSIS OF TRAVEL, SALARY AND BENEFITS

APRIL, 1983

BREVIK MISSION

COUNCIL

DIOMEDE

ELIM

GAMBELL

GOLOVIN

KOYUK

SAINT MICHAEL

SAVOONGA

SHAKTOOLIK

SHISHMAREF

STEBBINS

TELLER

UNALAKLEET

WALES

WHITE MOUNTAIN

**Presented To: Legislative Budget and Audit Committee**

**Presented By: Ronald W. Hohman  
Superintendent  
Bering Strait School District**

DISTRICT OFFICE

# BERING STRAIT SCHOOL DISTRICT

P.O. BOX 225

UNALAKLEET, ALASKA 99684

(907) 624-3611

April 15, 1983

Mr. Gerald Wilkerson, Legislative Auditor  
Legislative Budget and Audit  
Pouch W  
Juneau, Alaska 99811

BREVIG MISSION

COUNCIL

DIOMEDE

ELIM

GAMBELL

GOLOVIN

KOYUK

SAINT MICHAEL

SAVOONGA

SHAKTOQLIK

SHISHMAREF

STEBBINS

TELLER

UNALAKLEET

WALES

WHITE MOUNTAIN

Dear Mr. Wilkerson:

The audit recently completed by Mr. Hugh Ford presents several years of information relative to Board travel, Administrative travel and Administrative Salary and Benefits of the Bering Strait School District. The audit period as defined by Legislative Budget and Audit begins with FY-81 and presents activity through December 31, 1982, a time span which included much growth for the Bering Strait School District. To present this type of information without explanation as to reasons for the activity would be certainly assuming that both the legislature and public had a basic understanding of the needs of the Bering Strait School District. I think you would agree that this assumption is somewhat heroic and therefore demands additional information to place the data collected by the auditor in the proper perspective.

Having reviewed the rough draft prepared by Mr. Ford and Mr. Welker, it would appear that the most appropriate method of providing this information is to address each schedule separately. However, prior to analyzing the three individual schedules it is necessary to present general background information relative to the huge Bering Strait School District. Hopefully the complete package of information being provided by the Bering Strait School District will facilitate any analysis and enhance the value of information presented by Legislative Budget and Audit.

Therefore, I respectfully request that this information packet be included with your schedules when presented to the Legislative Budget and Audit Committee.

Thank you for your attention to this very important matter.

Sincerely,



Ronald W. Hohman, Superintendent  
Bering Strait School District

RWH/lkl

Enclosures

## BERING STRAIT SCHOOL DISTRICT

### GENERAL INFORMATION

FY-83

#### SECTION I

The Bering Strait School District has experienced significant growth in its scope and intensity of operations during the past five fiscal years. Students, staff, facilities and funding levels have combined to show growth patterns that demanded a management structure and style truly conducive to continuous change and turbulence. The information presented in the next several pages is intended to provide the reader with an appreciation for the environment in which the Bering Strait School District has provided a quality educational program during the period in question.

The first three pages demonstrate that the district has tripled it's enrollment, increased staff by fivefold and operated four times as many facilities as it did when the district was formed. During this time period the Board of Education and Administration have worked diligently to expend the maximum proportion of funds available on the instructional programs. During fiscal year 1977 the district provided 1,160,460 student contact hours at a cost of approximately \$1.84 per student contact hour while in fiscal year 1982 8,178,480 students contact hours were provided at an approximate cost per student contact hour of \$.96. It is clear that although the district covers 80,000 square miles an area approximately equal to Michigan and Ohio and although growth during the past three years has been staggering, the 48% reduction in cost per student contact hour provided is indicative of a management style tha has met the educational and community needs of rural Alaska without compromising any of the tenets of public service accountability. It would indeed be interesting to assess the comparability of

other districts, rural or urban, which have experienced similar change patterns during the period.

During the same time period the district has administered in excess of forty four million dollars in capital improvement projects including new construction, facility renovation, energy improvement, water projects and health code and life safety upgrade. Needless to say, the district has been both active and progressive in its efforts to deliver the best and safest possible educational program and community services to the people of the Bering Strait Region.

The remainder of Section I of this report presents the following exhibits:

Exhibit	Context	Page
Graph I	Trend of Average Daily Membership .....	FY77-FY85
Table I	Average Daily Membership Statistics .....	FY77-FY83
Graph II	Trend of Number of Classroom Teachers .....	FY77-FY83
Table II	Classroom Teacher Statistics .....	FY77-FY83
Graph III	Trend of Number of District Facilities .....	FY77-FY83
Table III	District Facility Statistics .....	FY77-FY83
Graph IV	Combined Trend of Pupil/Teacher, Staff .....	FY77-FY83
Table IV	District Wide Statistics - Pupil/Teacher Rates, Students per Unit, Unit Values .....	FY77-FY83
Graph V	Distribution of Total Expenditure Trend ....	FY77-FY83
Table V	Distribution of Total Expenditure Statistics .....	FY77-FY83
Exhibit I	Capital Project Inventory .....	FY77-FY83

Each of the exhibits presented in this section of the report describes a dimension both current and historical of the Bering Strait School District. At best it will provide the reader with a limited overview of the dynamic nature, accomplishments and activities that are part of the day to day life in the district. In concluding this section a partial list of FY83 year to date accomplishments with respect to students is presented for considerations. It is to be kept in mind that these results have been realized due to a continuous monitoring of progress toward the stated goals of the Bering Strait School District. These goals are:

1. IMPROVEMENT OF COMMUNICATIONS WITH STUDENTS, STAFF, PARENTS AND PUBLIC.
2. IMPROVEMENT OF COMMUNITY RELATIONS AND IMAGE
3. DEVELOPMENT AND REFINEMENT OF AN EDUCATIONAL MANAGEMENT SYSTEM
4. RELOCATION OF THE DISTRICT OFFICE TO UNALAKLEET
5. DEVELOPMENT OF A PROGRAM OF FOCUS FOR STUDENT ACHIEVEMENT
6. SUPPORT AND IMPLEMENT THE ACCREDITATION OF OUR HIGH SCHOOL PROGRAMS
7. DEVELOPMENT OF A PLAN FOR IMPLEMENTATION OF THE LATEST TELECOMMUNICATIONS TECHNOLOGY
8. UPGRADE THE DISTRICT'S FACILITIES FOR LIFE SAFETY/CODE DEFICIENCIES
9. REFINEMENT OF BOARD POLICY AND ADMINISTRATIVE PROCEDURES MANUALS
10. IMPROVEMENT OF COORDINATED TRAVEL SCHEDULES FOR STUDENTS, STAFF AND BOARD

A more complete explanation of the goals of the Bering Strait School District along with a midyear evaluation of goal attainment can be found in the publication entitled Focus on Goals, Bering Strait School District Mid-Year Report 1982-83.

Student accomplishments for fiscal year 1983 include but are not limited to:

Student Achievements

- Anne Marie Anasogak - Voc. Ed., OEA, State Comp., Finished in Top Five in Secretarial Skills Competition
- Barbara Apangalook - Alaskan of the Year Scholarship; Alaska Airlines Scholarship; Voc. Ed. State OEA Comp., Placed Third in Proofreading and Spelling, qualifying for National OEA Comp.
- Paul Lincoln - Cross Country Skiing Champion
- Ben Rupert - U.S. Air Force Academy Nominee
- Alfred Kugsruk - U. of A./State of Alaska Art Contest Winner
- Shishmaref Girls Basketball Team - Region I, Division II Runner Up Champions
- Alaska Future Problem Solving - Meredith Guthridge, Thor Ryan, Leon Gonion, Darlene Olanna
- Jennifer Degnan - Koyuk and Unalakleet Spelling Bee Champion
- Hilda Saacheus - Voc. Ed. State OEA Comp., Placed 5th in Records Management
- Monica Thomas - Voc. Ed. State OEA, Secretary-Elect
- Zilma Nowpakahok - Vo. Ed. State OEA Comp., 3rd Place Verbal Communications - qualifying for National OEA Comp.

Scholarship Winners

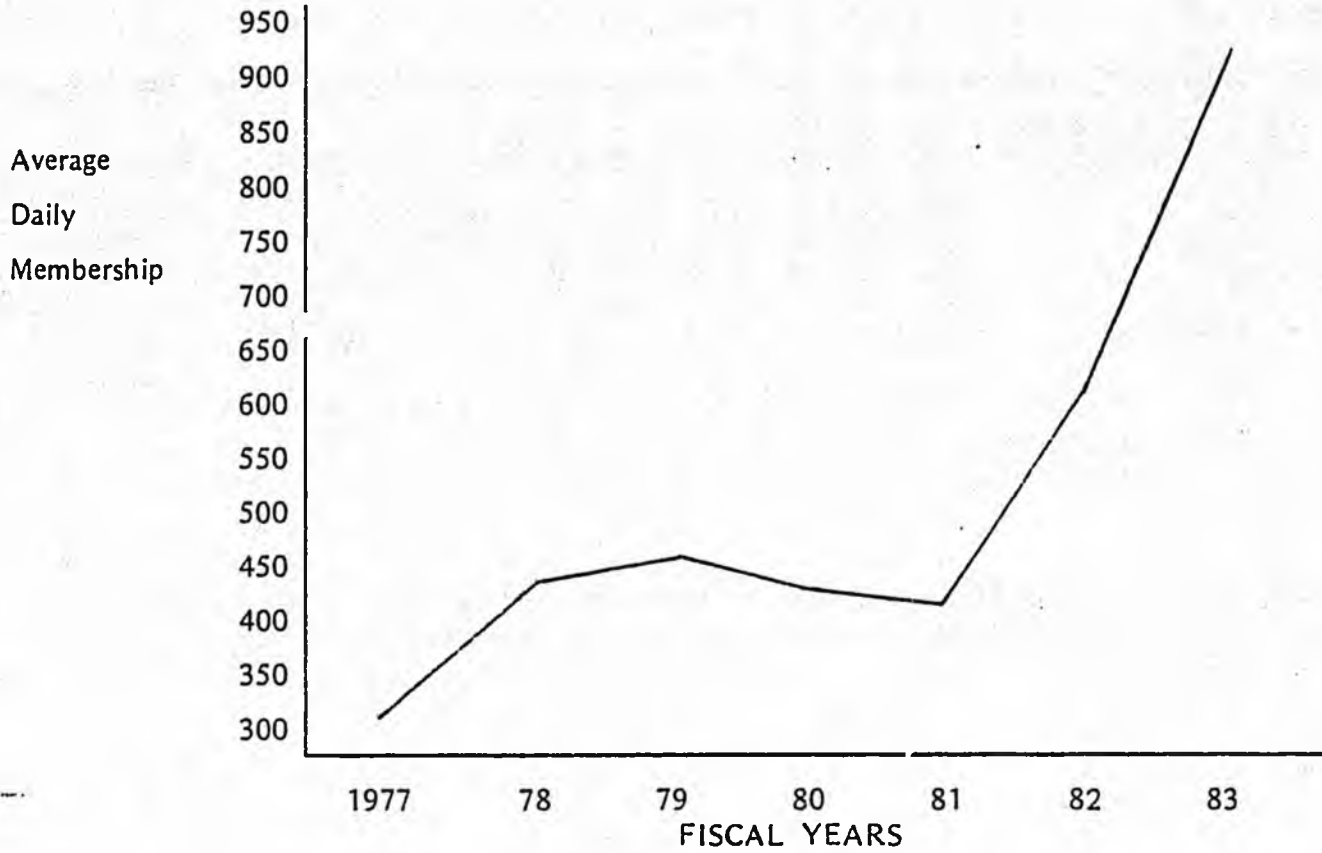
- BSNC Scholarship
- Alaska Airlines - Barbara Apangalook
- Bill King Scholarship
- Sheldon Jackson College - Debbie Bradley, Allan Sagoonick, Alvin Pootoogooluk Jr., Carol Seetomona, Barbara Ningeulook, Edward Tocktoo, Perry Barr, Barbara Apangalook, Sheery Apatiki, Harold

Koonooka, Zilma Nowpakahok, Eddie Ungott, Rodney Ungwiluk, Jr.

- . Nick Begich Scholarship Fund - Zilma Nowpakahok
- . Gambell Native Corporation - Barbara Apangalook, Harold Koonooka
- . City of Gambell - Barbara Apangalook, Harold Koonooka
- . The Mukluk Telephone Company's Martin L. Olson Science Scholarship

It is to be noted that this list of student achievements is what the Bering Strait School District is about and under the direction of this School Board and Superintendent the Focus will remain on opportunities and experiences for students.

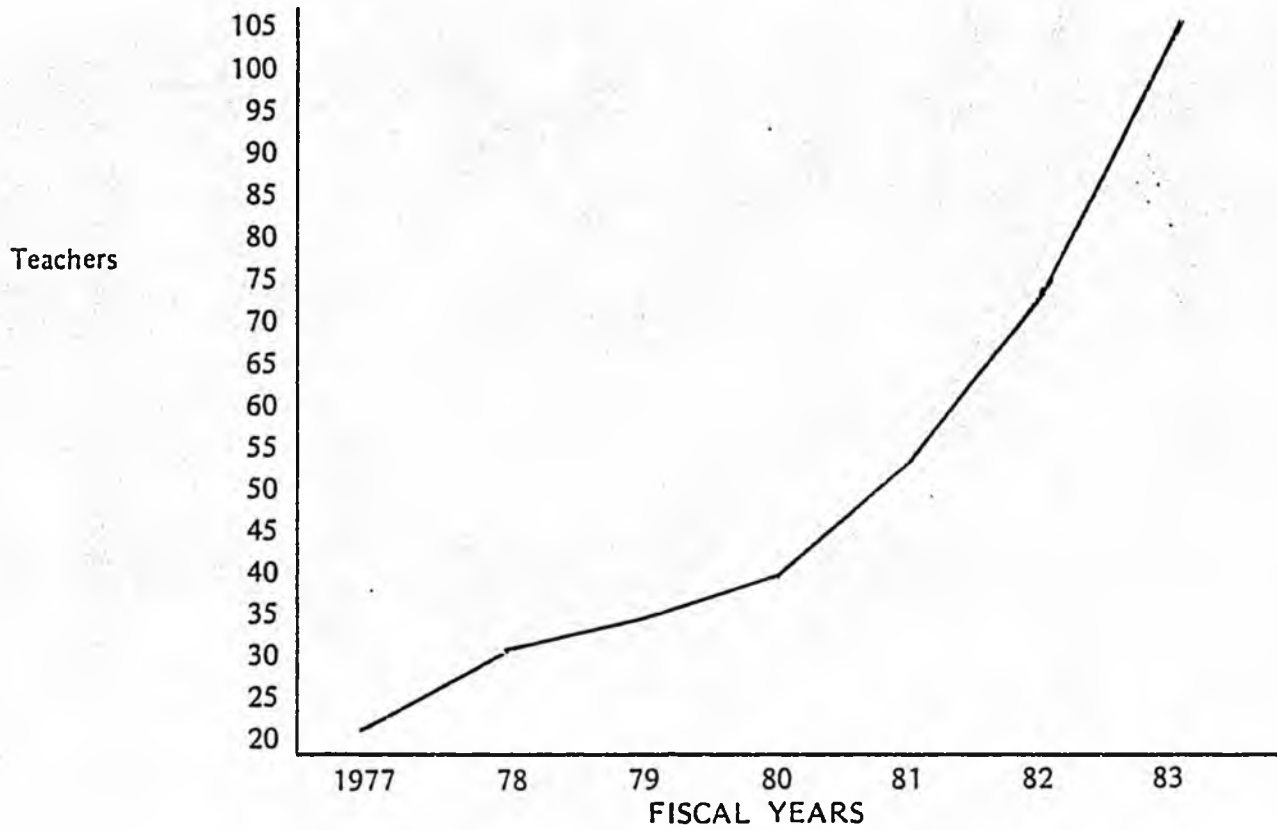
BERING STRAIT SCHOOL DISTRICT  
 AVERAGE DAILY MEMBERSHIP  
 FISCAL YEAR 1977-83  
 GRAPH I



BERING STRAIT SCHOOL DISTRICT  
 AVERAGE DAILY MEMBERSHIP  
 FISCAL YEAR 1977-83  
 TABLE I

<u>Fiscal Year</u>	<u>Average Daily Membership</u>	<u>% of Change</u>
1977	307	
1978	443	44.3
1979	451	1.8
1980	441	- 2.2
1981	440	- .3
1982	614	39.5
1983	920	49.8

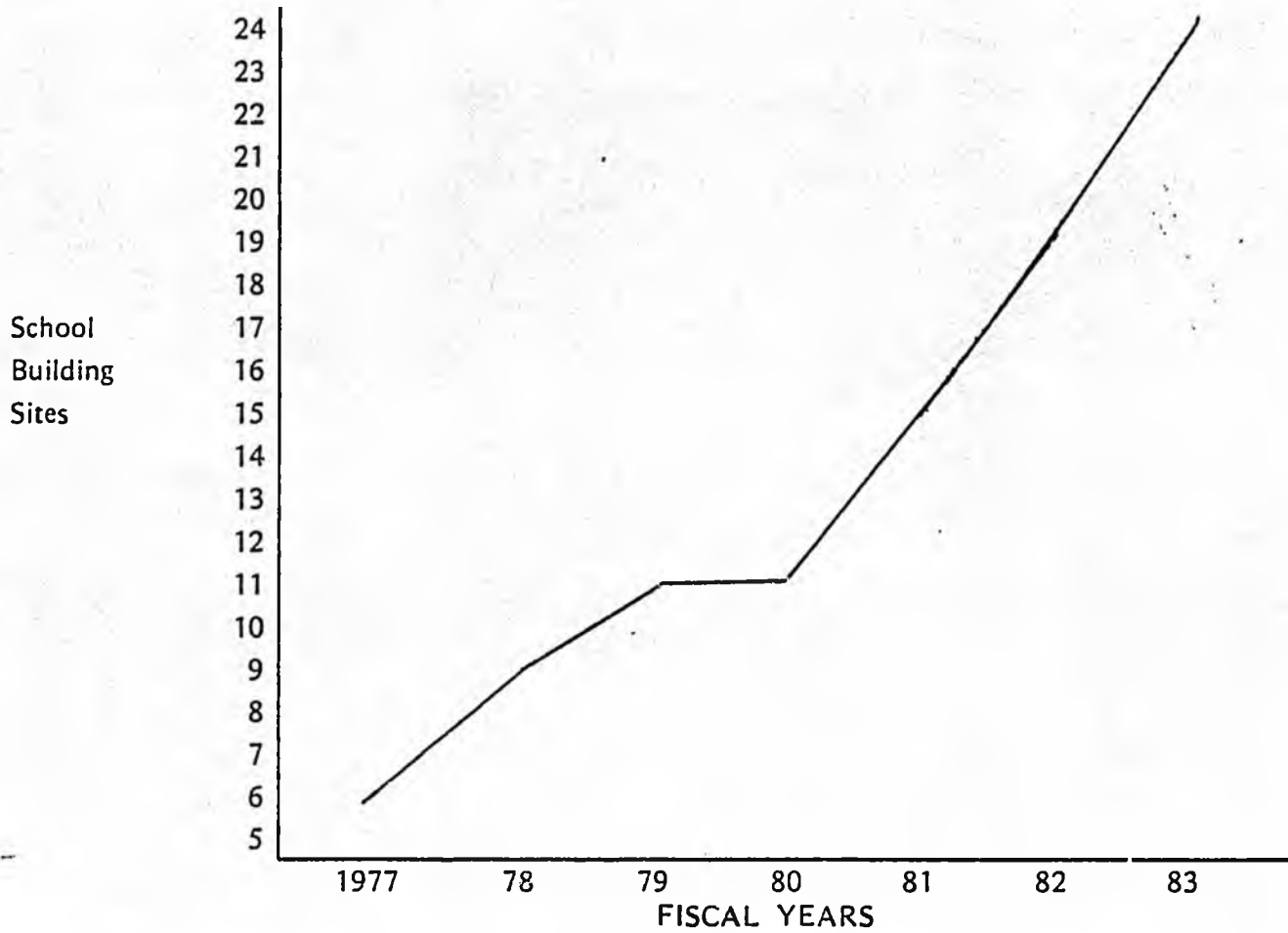
BERING STRAIT SCHOOL DISTRICT  
 CLASSROOM TEACHERS  
 FISCAL YEAR 1977-83  
 GRAPH II



BERING STRAIT SCHOOL DISTRICT  
 CLASSROOM TEACHERS  
 FISCAL YEAR 1977-83  
 TABLE II

<u>Fiscal Year</u>	<u>Classroom Teachers</u>	<u>% of Change</u>
1977	21.	
1978	31.3	58.05
1979	34.5	10.22
1980	39.5	14.49
1981	54.	36.70
1982	74.	37.03
1983	103.	39.18

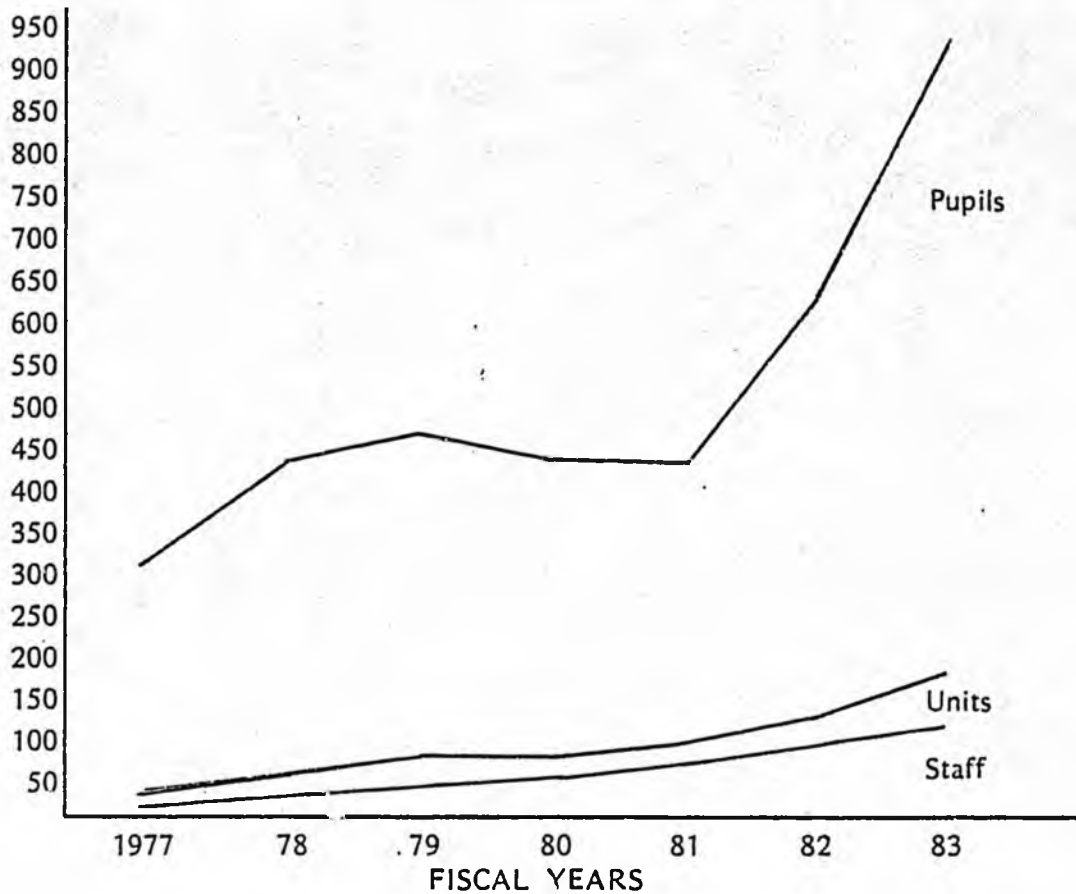
BERING STRAIT SCHOOL DISTRICT  
FACILITIES  
FISCAL YEAR 1977-83  
GRAPH III



BERING STRAIT SCHOOL DISTRICT  
FACILITIES  
FISCAL YEAR 1977-83  
TABLE III

<u>Fiscal Year</u>	<u>Facility</u>	<u>% of Change</u>
1977	6	
1978	9	50.
1979	11	22.22
1980	11	0.0
1981	15	36.36
1982	19	26.66
1983	24	26.32

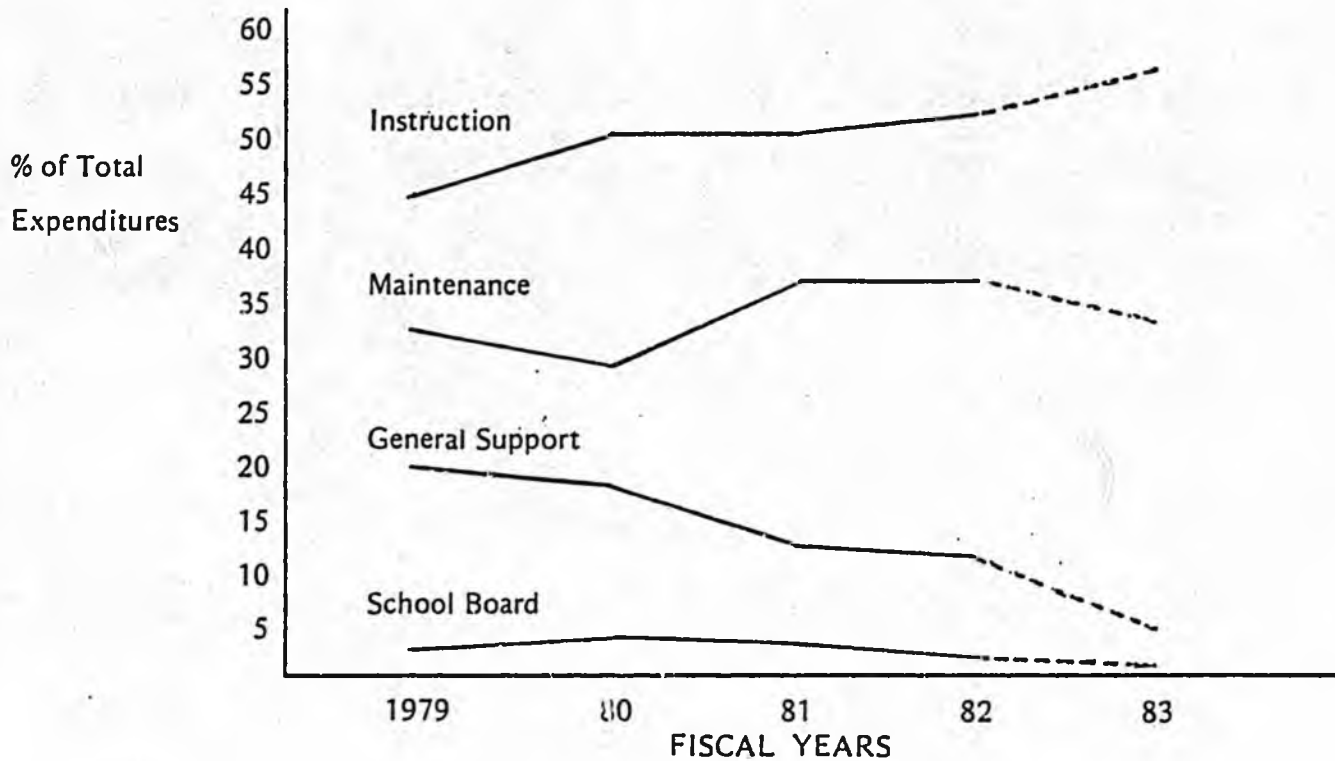
**BERING STRAIT SCHOOL DISTRICT  
DISTRICT WIDE STATISTICS  
FISCAL YEAR 1977-83  
GRAPH IV**



**BERING STRAIT SCHOOL DISTRICT  
DISTRICT WIDE STATISTICS  
FISCAL YEAR 1977-83  
TABLE IV**

	FY '77	FY '78	FY '79	FY '80	FY '81	FY '82	FY '83
Pupils (ADM)	307	443	451	441	440	614	920
Units	42	62	72	72	94	123	171
Value Per Unit	37592	43080	44950	49445	55301	58842	65300
Pupil Teacher Ratio	14.6 - 1	14.1 - 1	13.0 - 1	11.1 - 1	8.1 - 1	8.3 - 1	8.9 - 1
Students Per Unit	7.3	7.1	6.2	6.1	4.6	5.0	5.4

BERING STRAIT SCHOOL DISTRICT  
 DISTRIBUTION OF TOTAL EXPENDITURES  
 FISCAL YEAR 1979-83  
 GRAPH V



BERING STRAIT SCHOOL DISTRICT  
 DISTRIBUTION OF TOTAL EXPENDITURES  
 FISCAL YEAR 1979-83  
 TABLE V

	FY '79		FY '80		FY '81		FY '82		FY '83	
	\$	%	\$	%	\$	%	\$	%	\$	%
Instruction	1,842,796	45	2,191,681	50	2,857,427	50	4,084,922	52	6,797,888	55
Maintenance	1,331,228	32	1,289,979	29	2,023,459	36	2,834,866	36	3,985,434	32
General Support	834,242	20	787,984	17	665,996	12	864,706	11	613,350	5
School Board	94,776	2.3	155,332	3.5	167,972	2.9	138,313	1.7	150,000	1.2

BERING STRAIT SCHOOL DISTRICT  
CAPITAL IMPROVEMENT PROJECT  
1976 - 1983

Brevig Mission High School

Funded from CH 134 SLA 1978 \$1,681,000. Completed in 1982  
Teachers quarters funded from CH 121 SLA 1980 \$85,000.  
Completed 1982

Diomedes High School

Funded from CH 124 SLA 1978, CH 50 SLA 1980 and CH 82 SLA 1981.  
Grant from DOT/PF for \$4,200,000. Bid opening November 22, 1982  
Expenditure for prior design have been subtracted from the total  
grant.

Elim High School

Funded from CH 134 SLA 1978, CH 137 SLA 1978 for \$1,327,716.  
Completed 1982 DOT/PF 1980.

Gambell High School

Funded from CH 195 SLA 1978, CH 131 SLA 1976 for \$1,929,190.  
Completed 1979.

Gambell High School Addition

Funded from CH 134 SLA 1978, CH 137 SLA 1978 for \$1,240,000.  
Completed 1982 DOT/PF 1980.

Golovin High School

Funded from CH 134 SLA 1978 for \$1,627,885. Completed 1982  
DOT/PF 1980.

Koyuk High School

Funded from CH 134 SLA 1978 for \$1,390,528. Completed 1982  
DOT/PF 1980

Koyuk Utility Building

Funded from insurance funds for \$466,348. Completed 1982  
DOT/PF 1980.

Koyuk Generator

Funded from CH 131 SLA 1976 for \$20,655. Completed 1978

St. Michael High School

Funded from CH 134 1978 for \$1,520,702. Completed 1982  
Construction shortfall funding requested in FY 84 CIP

Savoonga High School

Funded from CH 195 SLA 1972, CH 142 SLA 1974 and CH 131 SLA 1976 for  
\$1,749,000. Completed 1978

Shaktoolik Elementary/Secondary School

Funded from CH 134 SLA 1978 and CH 50 SLA 1980 and federal funds  
from BIA.

State funds	\$1,537,100
BIA funds	<u>2,104,000</u>
	\$3,641,100

Shaktoolik Elementary/Secondary School CONT:  
 See agreement with BIA for total construction funding of \$3,387,000.  
 Completed 1982

Shishmaref Desalination  
 CH 113 SLA 1978 for \$140,000. Grant application submitted

Shishmaref Elementary/Secondary  
 Funded from CH 142 SLA 1974 for \$2,492,000. Completed 1976

Shishmaref Relocatable  
 Funded from CH 142 SLA 1974 for \$50,000. Completed 1976

Shishmaref Water Upgrade  
 Funded from CH 131 SLA 1976 for \$42,560. Completed 1978

Shishmaref High School Roof  
 Funded from CH 131 SLA 1976 for \$285,000. Completed 1978

Shishmaref School  
 Funded from CH 82 SLA 1982 DOE Grant #82-40 for \$1,978,058.

Stebbins High School  
 Funded from CH 134 SLA 1978 for \$2,082,908. Completed 1982.  
 Over run funds requested in FY 84 CIP

Stebbins Upgrade  
 Funded from federal funds for \$431,644. Grant application submitted.

Teller Elementary/Secondary School  
 Funded from CH 134 SLA 1978 for \$475,400. Completed in 1980

Teller Multi-purpose Room  
 Funded from CH 131 SLA 1976 for \$855,000. Completed in 1981

Unalakleet White Alice Renovation  
 Funded from CH 80 SLA 1976 for \$230,000. Completed 1982

Unalakleet Roc.  
 Funded from CH 195 SLA 1978 for \$285,000. Completed 1980

Unalakleet High School  
 Funded from federal PL 81-815 Funds for \$1,812,200. Completed 1977  
 \$140,000. Equipment funds from CH 142 SLA 1974

Unalakleet Administration Building  
 Funded from CH 121 SLA 1980 for \$1,934,000. Completed 1982

White Mountain Secondary Remodel  
 Funded from CH 131 SLA 1976 for \$895,000. Completed 1979.

White Mountain Water Upgrade  
 Funded from CH 131 SLA 1976 for \$47,150. Completed 1978

White Mountain Addition  
 Funded by CH 82 SLA 1981 for \$1,194,600. DOE grant #82-41

**District Wide Code Upgrade**

Funded from CH 82 SLA 1981 for \$3,880,459. DOE grant #82-45

**District Wide Major Maintenance**

Funded from CH 82 SLA 1981 for \$845,478. DOE grant #82-46

**District Wide PMI Project**

Funded from CH 82 SLA 1981 for \$250,000. Grant application submitted

**Water & Sewer Projects**

Funded from CH 25 SLA 1982 for \$1,970,000. DOE grant #83-19 for projects at Shishmaref, Brevig Mission, Teller, Koyuk and Golovin.

## SECTION II

This section of the report addresses a schedule prepared by Legislative Budget and Audit which presents a summary of Salary and Other Benefits for selected administrators in the Bering Strait School District. A proper perspective on salary and benefits can only be gained by a review of comparable salary schedules from other rural districts. This information is presented in the following table.

Average Daily Salary for Selected Rural  
Education Attendance Areas  
1982-83

District	Number of Employees	Sup't. Daily Rate	Asst. Sup't./ Dep. Daily Rate	Bus. Man. Daily Rate	Dir. Daily Rate
Iditarod	108	277.53	262	-	238
Lower Kusko.	921	379.20	287	210	225
B.S.S.D.	332	358.79	283	244	220
North Slope	474	370.37	309	237	237
Lower Yukon	363	312.50	294	250	229
Southwest Reg.	254		283	270	238
Yukon Flats	98.5	281.53	228	199	172
Lake & Penin.	100	270.27	-	229	-
Yukon Koyukuk	107	347.72	267	247	222

As can be seen from the above table the salaries for selected administrators in the Bering Strait School District are by no means the highest paid in the rural regions or among all districts in the State of Alaska.

The daily rate for the superintendent ranks third among the eight districts surveyed and the daily rate for the Assistant Superintendent category and the Business Manager also ranked third among the eight districts surveyed. The average daily rate for directors ranks sixth of the districts surveyed in addition to the fact that the benefits received by Bering Strait School District administrators are average with respect to the benefit programs in the other districts that were addressed. The source for this information is the 1982-83 Survey of School District Employee Benefits, published by the Association of Alaska School Boards.

## ADMINISTRATIVE

Below are the page headings for the Administrative Salaries and Benefits Survey on the next few pages.

- A Name of School District
- B Number of employees
- C Position/Title
- D Base Salary
- E Top Salary
- F Days on contract/vacation days
- G Insurance benefits not provided to teachers
- H Expenses other than travel paid by district
- I Professional development paid by district
- k Other benefits not listed but provided

A	B C	D	E	F	G	H	I	K	
Iditarod	1 Asst. Supt./Bsn. Mgr.		61,480.00	261/76	Same	No	No	None	
	1 Title VII Coord	36,712	51,255	200/3	Same	No	No	None	
	1 Chapter I/Lang. Arts Spec.	36,712	51,255	200/3	Same	No	No	None	
	1 JOM/IEA/CommEd./BIIP	36,712	51,255	200/3	Same	No	No	None	
	1 Curr. Dir.		57,240	261/25	Same	No	No	None	
	1 Spec. Ed. Dir.	36,712		200/3	Same	No	No	None	
	1 Secondary Curr. Coord.	26,204	47,753	188/3	Same	No	No	None	
	1 Voc. Ed. Dir.	36,712	51,255	200/3	Same	No	No	None	
	1 Bilingual Dir.	36,712	51,255	200/3	Same	No	No	None	
	1 Library/Media Coord.	36,712	61,255	200/3	Same	No	No	None	
	1 Personnel Director	36,504		261/21	Same	No	No	None	
	1 Facilities Coord.	50,393		261/21	Same	No	No	None	
	1 Maint. Director	46,247		261/24	Same	No	No	None	
	2 Maint. Foreman	32,230		261/15	Same	No	No	None	
	1 Computer Educ. Coord.	13,102	22,877	94/1.5	Same	No	No	None	
	Juneau	Asst. Supt. Instr.		60,840					
		Asst. Supt. Bus.		60,840					
Personnel Director			40,170	12/24		\$25/mo Car			
Finance Officer			41,782	12/24		\$60/mo Car			
Comm. Schools Dir.			37,128	12/24		\$50/mo			
Maint/Opr. Supvr.			44,720	12/24					
Dist. Head Custodian			32,084	12/24					
Asst. Head Custodian			27,690	12/24					
Indian Studies Supvr.		30,852	10.5/			\$85/mo Car			
Kake	NONE								
Kenai	2 Assoc. Supt.	61,865		1/24	No	No	Yes		
	1 Fed. Program Director	51,408		210/3	No	No	Yes		
	1 Special Ed. Director	51,408		210/3	No	No	Yes		
	1 Elem. Curriculum Director	51,408		210/3	No	No	Yes		
Ketchikan	1 Asst. Supt.		69,700	17/12	Full Medical	No	No	No	
	1 Special Ed. Director		56,500	207/	Same	No	No	No	
	1 Community Schools Dir.		40,707	230/	Same	No	No	No	
	1 Personnel Coord	30,432	Up	12/28	No	No	No	Non-Certificated	
	1 Bus/ness Manager	42,000	Up	12/24	No	No	No	Same	
	1 Facilities Coord.	41,000	Up	230/				Certificated	
King Cove	NONE								
Klanock	NONE								

A	B C	D	E	F	G	H	I	K
Kodiak	1 Asst. Supt.	54,000	60,500	230/5	No	No	\$300/yr Prof Dues	Car allow/ tuition/Physical
	1 Admin. Assistant	52,000	58,000	230/5	No	No	Same	Same
	1 Curric. Director	48,000	54,000	204/5	No	No	Same	Same
	1 Special Ed. Director	41,000	46,000	198/5	No	No	Same	Same
Kuspuak	1 Admin. Asst/Principal							
	2 Admin. Asst.	29,260	57,312	200/0			State & Limited Natl	
	1 Bilingual/Fed. Prog. Dir.	26,723	38,480	188/			Same	
	1 Curric. Director	26,723	46,338	200/			Same	
	1 Special Ed. Director	26,723	46,497	188/			Same	
	1 Comm. Ed. Dir./fed. Prog.	29,268	51,218	188/			Same	
	1 Public Info. Officer	2,500	2,500	12/			State Meeting	Non-Certified
1 Facilities Coord.	2,500	4,447	12/			Same	Non-Certified	
Lake & Peninsula	Asst. Supt.			260/20	Life = Salary	No	AASA	No
	Admin. Asst.			210/0	Same	No	No	No
	Special Ed. Director			210/0	No	No	No	No
	Business Manager		55,000	260/20	No	No	No	No
	Facilities Coord.		55,000	260/20	No	No	No	No
	Asst. Fac. Coord/Dir of Maint.		55,000	260/20	No	No	No	No
Lower Kuskokwim	2 Asst. Supt.		65,250	260/	No	No	State & National as	approved by Supt.
	Admin. Asst.		43,617	12/			Same	
	Fed. Program Dir.		53,643	260/1.75				Same
	Curric. Director		49,036	240/1.75				Same
	Special Ed. Director		42,201	224/1.75				Same
	Elem. Curric. Coord.		39,283	220/			Same	
	Bilingual Director		57,012	260/2.75				Same
	1 Personnel Director		46,321	12/1.75			State & national	
	1 Business Manager		50,211	12/1.75			Meetings with Supt.	
	1 Facilities Director		53,206	12/1.75			approval	
1 Capital Project Dir.		53,893	12/2.25			Same		
Lower Yukon	1 Admin Assistant	60,235		220/15	None			
	1 Fed. Program Director	60,235		220/15	None	None		
	1 Curric. Director	46,319		198/0	None	None	None	
	1 Special Ed. Director	51,465		220/15	None	None	None	
	1 Voc. Educ. Director	38,841		198/0	None	None	None	
	1 Bilingual Director	38,280		198/0	None	None	Bilingual Conference	
	1 Personnel Director	38,301		220/15	None	No	None	
	1 Business Manager	56,000		240/16	None	No	None	
	1 Fed. Prog. Specialist	51,465		220/15	None	No	None	

A	B C	D	E	F	G	H	I	K
Adak	Admin. Assistant	44,000	51,000	240/30	X	X	State	X
	Special Ed. Director	36,000	49,000	188/7.5		X	State	X
	Personnel Director	43,000	50,000	240/30	X		National	X
Alaska Gateway	1 Asst. Supt.		61,985	230/				
	1 Spec. Ed. Director	24,706	52,323	220/				
	1 Business Manager		43,769	230/				
	1 Facilities Coord.	43,000		230/				
Aleutian	1 Admin. Assistant	76,877		260/20	No	\$50. p/m, Auto	W/Supt. Approval	None
Anchorage	5 Assistant Superintendent	62,420	66,559	260/24	No	Exp. Account	No	\$45 Hl. Vehicle Allowance
	1 Federal Program Director	50,046	56,477	260/24	No	No	No	Same
	1 Curriculum Director	50,046	56,477	260/24	No	No	No	Same
	1 Special Ed. Director	50,046	56,477	260/24	No	No	No	Same
	1 Elementary Curric. Director	50,046	56,477	260/24	No	No	No	Same
	1 Voc. Education Director	44,670	51,120	260/24	No	No	No	Same
	1 Bilingual Director	44,670	51,120	260/24	No	No	No	Same
	1 Public Information Officer	41,441	41,441	260/24	No	Exp. Account	No	Same
	1 Personnel Director	61,133	61,133	260/24	No	Exp. Account	No	Same
	1 Facilities Coordinator	47,899	54,303	260/24	No	No	No	Same
	1 Labor Relations Director	57,379	57,379	260/24	No	Exp. Account	No	Same
Annette	1 Fed. Program Dir.	See Elem.	Principal					
	1 Special Ed. Director	See Elem.	Principal					
	1 Voc. Ed. Director	See. H.S.	Principal					
	1 Business Manager	35,000		220/12	Yes	3,500/Mving Exp	Travel/Perdlem	
Bering Strait	Deputy Supt.	66,245		260/26		Hotel/Perdlem	Hotel/Trav. Perdlem	
	Fed. Program Dir.	47,115		220/--		Same	Same	
	Special Ed. Director	44,786		260/24		Same	Same	
	Elem. Curric. Dir.	50,628		260/24		Same	Same	
	Voc. Educ. Director	59,400		260/24		Same	Same	
	Business Manager	57,500		260/24		Same	Same	
	Transportation Coord.	42,700		260/24		Same	Same	
	Dir. Transitional Prog.	54,000		260/24		Same	Same	
Bristol Bay	None							
Chatham	1 Assistant Superintendent	46,000	46,000	220/22	Med & Travel	Cabs	Perdlem + Travel	
Chugach	1 Curriculum Director					Admin. Stipend	of \$2,500.00 (15 extra days)	

A	B C	D	E	F	G	H	I	K
Copper River	1 Curric. Director		61,000	230/	No	No	Yes	
	1 Business Manager		43,950	230/	No	No	Yes	
Cordova	NONE							
Craig	1 Business Manager	24,000	24,000	12/10		No	None	
Delta/Creely	1 Asst. Superintendent	61,691		240/10	No	No	AASA	
	1 Special Services Coord.	48,526		220/4	No	No		
	1 Coor. Study teacher	32,456		188/2	No	No		
	1 Coor. Study Prin./teacher	36,540		210/4	No	No		
	1 Coor. Study/AIDS Teacher	34,483		188/2	No	No		
Dillingham	Assistant Supt.	67,600		260/21	No	No	State & National	2/dy Pers. Leave & Tuition
	Admin. Assistant	32,000		260/18	No	No	State/Workshop	2 dys Pers. Leave & Tuition
	Business Manager	46,000		260/18	No	No	State & National	Same
	Maint. Foreman	42,000		260/18	No	No	No	Same
Fairbanks	1 Asst. Supt.	54,000		12/24	No	Trv/Hotel & Pdm	1 State & National	None
	1 Assoc. Supt.	62,000		12/24	No	Same	Same	None
	1 Admin. Asst.	39,000		12/24	No	Same	Same	None
	1 Fed. Program Dir.	47,000		12/24	No	Same	Same	None
	1 Special Ed. Director	48,873		12/24	No	Same	Same	None
	1 Public Info. Officer	35,310		12/24	No	Same	Same	None
	1 Personnel Director	51,318		12/24	No	Same	Same	None
	1 Business Manager	55,650		12/24	No	Same	Same	None
	1 Dir. Operations & Maint.	51,100		12/24	No	Same	Same	None
	1 Dir. Student Activities	47,000		12/24	No	Same	Same	None
	1 Coor. Staff Dev.	45,000		12/24	No	Same	Same	None
Ca'ena	1 Admin. Assistant	28,340	40,040	260/20	N/A	N/A	N/A	
Haines	NONE							
Hoonah	NONE							
Hydaburg	NONE							

A	B C	D	E	F	G	H	I	K
Nat Su	Assistant Supt.	60,000	N/A	260/36	All have 15,000 Life & 100,000 Accid. Life Ins	Assoc. Dues	St. & National Conf.	TRS, WC, ESC, SL
	Curriculum Director	53,000	N/A	260/30		Same	Same	Same
	Special Ed. Director	53,000	N/A	260/30		Same	Same	Same
	Elem. Curric. Director	53,000	N/A	260/30		Same	Same	Same
	Personnel Director	50,000	N/A	260/30		Same	Same	Same
	Business Manager	50,000	N/A	260/30	Same	Same	Same	
Kenai	1 Curriculum Director		40,000	215/3	No	No	No	Same as teachers
North Slope	Asst. Superintendent	72,000		245/12	No	None	Yes	None
	Assoc. Supt.	72,000		245/12	No	None	Yes	None
	Admin. Assistant	55,000		230/12	No	None	Yes	None
	Fed. Program Director	60,000		265/12	No	None	Yes	None
	Curriculum Director	60,000		265/12	No	None	Yes	None
	Special Ed. Director	60,000		265/12	No	None	Yes	None
	Elem. Curriculum Director	60,000		265/12	No	None	Yes	None
	Voc. Educ. Director	60,000		265/12	No	None	Yes	None
	Bilingual Director	60,000		265/12	No	None	Yes	None
	Public Info. Officer	45,000		245/12	No	No	Yes	None
	Business Manager	60,000		260/12	No	No	Yes	None
	Facilities Coord.	60,000		245/12	No	No	Yes	None
Pelican	NONE							
Petersburg	.7 Fed. Program Director	4,908.00		180/5	No	No	No	None
	1 Special Ed. Director	34,361		180/5	No	No	No	None
Pribilof Island	1 Special Prog. Director	51,608		220/0	No	(1) Prof Dues	State & Natl Conf.	30% Rent + all fuel paid
Railbelt	1 Curriculum Director	45,000		197/0	No	Per diem + Hotel	In State Trvl	None
	1 Business Manager	45,000		12/15	No	Per diem + Hotel	In State Conf.	None
	1 Facilities Coordinator	13,395.		12/15	No	Per diem + Hotel	In State Conf.	None
Sand Point	All Admin. positions held by	Supt.						
Sitka	1 Fed. Program Director				No	\$75.00 Per diem	Travel to State	See Spec. Ed. Director
	1 Special Ed. Director	47,071	53,661	206/				
	1 Bilingual Director							
	1 Voc. Education Director	48,954	60,243	206/				
Skagway	NONE							

A	B C	D	E	F	G	H	I	K	
Southwest Island	Asst. Supt. Business Manager Facilities Coord.	53,679 33,000 42,000		220/ 12/ 12/	No No No		W/Supt Approval No No	W/Supt Approval Same as Teachers Same as Teachers	Same benefits as teachers
Southwest Region	1 Asst. Supt. 1 Admn. Assistant Fed. Program Dir. Curric. Director Spec. Ed. Dir. Voc. Educ. Dir. Elem. Curric. Coord. Bilingual Dir. Business Manager Facilities Coord. Dir. of Instruction		65,000 34,612 46,842 51,952 47,409	12/30 12/24 210/ 210/	Yes			Housing Subs./Car Stipend  See Fed. Prog. Dir. See Curric. Dir.  Housing Subs. Housing Subs/Vehicle Stipend Housing Subs/Vehicle Stipend Housing Subs/Vehicle Stipend	
St. Marys	Asst. Superintendent Bilingual Director Business Manager Facilities Coord.	50,000 29,790 31,719 50,000		200/ 240/ 230/ 200/	No No No No		No No	Yes Yes Yes Yes	
Unalaska	1 Fed. Prog. Coord.	COMBINED	WITH TEACH	ER /					
Valdez	1 Curriculum Director 1 Business Manager 1 Facilities Coord.	38,248 52,783 52,783	57,372 75,732 75,732	200/12 240/ 240/					
Wrangell	NONE								
Yakutat	1 Admn. Assistant	45,000		204/2	No		No	State	
Yukon Flats	1 Assistant Supt. 2 Admn. Assistant 1 Fed. Program Dir. 1 Curric. Director 1 Special Ed. Director 1 Business Manager 1 Facilities Coordinator	52,500 23,000 32,000 47,900 37,700 47,000 Independ.	23,690	260/30 220/ 220/ 260/24 220/ 260/24	Added Life		None	State & Natl Travel Trv./1 State Mtg. State Conferences State Conferences State Conferences State Conferences	10 Day Professional Leave

A	B C	D	E	F	G	H	I	J
Yukon/Koyukuk								
1	Asst. Superintendent	61,431	N/A	260/Y	N	Hotel & Meals	Dues & Travel Exp.	Exp Acct \$150/mo
1	Special Programs Coord.	45,389	N/A	210/Y	No	Same	Trv. to State Mtgs	None
1	Voc. Education Director	56,775	N/A	260/Y	H	Same	Same	None
1	Business Manager	56,775	N/A	260/Y	H	Hotel & Meals	Travel & Expenses	None
2	Special Asst.	52,992	N/A	210/Y	H	Same	Same	Same
1	JOM/IEA Coord.	43,228	N/A	200/Y	H	Same	Same	Same
1	Dir. Admin. Services	56,775	N/A	260/Y	N	Same	Same	None
1	Program Dev. Spec.	40,775	N/A	200/Y	H	Same	Same	None

SECTION III

SCHOOL BOARD TRAVEL

School Board Travel in the Bering Strait School District reflects expenditures for not only the eleven members of the school board but also for approximately seventy members of the village Advisory Education Committees and the Parent Advisory Council. The cost of travel for the period addressed by the audit has increased over forty percent which contributes to the fact that less meetings are being held. Two critical pieces of information are needed when contemplating a schedule of board travel in a Rural Education Attendance Area, the first is the various costs associated with holding a meeting of the board. These costs depend on the location and duration of the meeting. The following table presents the approximate cost of a two day board meeting at each of the villages within the district.

<u>Village</u>	<u>Approximate Cost of Board Meeting</u>
Unalakleet	\$ 7,830
St. Michael	8,530
Stebbins	8,530
Shaktolik	8,530
Koyuk	9,030
Elim	8,930
Golovin	8,530
White Mountain	8,530
Teller	8,330
Brevig Mission	8,330
Wales	9,630
Shishmaref	10,030

Gambell	12,030
Savoonga	12,030
Diomede	12,530

It is easily seen that one meeting in each village per year would cost the district \$141,350.00. It is the policy of the Board of Education to try and have a meeting in each village annually. The second piece of information addresses stipend and per diem payments to the board members at meetings. The following table presents comparative figures for nine R.E.A.A.'s relative to board member stipends and per diem policy.

**Comparative School Board Reimbursements  
Of Selected R.E.A.A.'s**

<u>District</u>	<u>Stipend</u>	<u>Per Diem</u>
B.S.S.D.	\$115/day	\$ 30
Iditarod	80/meeting	75
Lake & Peninsula	100/day	85
Lower Kuskokwim	150/day	35
Lower Yukon	100/day	100
North Slope	750/meeting	100
Southwest	100/meeting	30
Yukon Flats	100/meeting	30
Yukon Koyukuk	100/day	100

As can be seen from the above information the Bering Strait School Board's stipend and per diem entitlement to conduct district business is ranked seventh out of the nine districts surveyed. Finally when considering school

board travel during the audit period a significant decrease occurred in both the proportion of total budget expended for a school board travel and the amount expended.

The following page presents a substantial portion of the school board activities during the audit period. As can be seen, the board met to address many issues in addition to their regularly scheduled meetings. The result of the activity is reflected in both the quality of educational programs being provided and the commitment to upgrading both school facilities and general living conditions throughout the Bering Strait Region.

SCHOOL BOARD MEETINGS  
1980 - 1982

Special Meeting - July 16, 1980 - Wales  
33rd Regular Session - August 14, 1980 - Koyuk  
Sub-committee Meeting (Due to lack of quorum for 33rd Regular Session)  
- September 4, 1980 - White Mountain and Golovin  
Facilities Committee Meeting - September 25, 1980 - Anchorage  
34th Regular Session - October 2-3, 1980 - Shishmaref and Teller  
35th Regular Session - October 27, 1980 - Kotzebue  
35th Regular Session - November 5-6, 1980 - Savoonga and Gambell  
Facilities Committee - November 12, 1980 - Anchorage  
36th Regular Session - December 3-4, 1980 - Unalakleet and Shaktoolik  
37th Regular Session - February 5, 1981 - Elim  
38th Regular Session - May 28, 1981 - Teller and Brevig Mission  
Policy Committee Meeting - August 21, 1981 - Unalakleet  
39th Regular Session - September 3-4, 1981 - White Mountain, Golovin, Elim and Koyuk  
Special Meeting - September 24, 1981 - Nome District Office  
40th Regular Session - October 28-28, 1981 - (Shishmaref)Nome District Office  
Facilities Committee Meeting - November 23, 1981 - Nome District Office  
Facilities Committee Meeting - December 2, 1981 - Unalakleet  
41st Regular Session - December 3, 1981 - Unalakleet  
42nd Regular Session - January 7-8, 1982 - (Wales)Nome District Office and Shishmaref  
Sub-committee Meeting - February 8, 1982 - Unalakleet  
43rd Regular Session - April 22, 1982 - (Wales)Nome  
Facilities Committee Meeting - May 19, 1982 - Unalakleet  
44th Regular Session - May 20, 1982 - (St. Michael)Unalakleet and Stebbins  
45th Regular Session - June 30, 1982 - Unalakleet  
46th Regular Session - September 15,16,17, 1982 - Gambell, Savoonga, Wales, Shishmaref,  
Teller and Brevig Mission  
Facilities Committee Meeting - September 29, 1982 - Unalakleet  
47th Regular Session - September 30, 1982 - St. Michael and Shaktoolik  
48th Regular Session - November 16, 1982 - Unalakleet  
School Board Retreat - December 6-8, 1982 - Unalakleet

## BOARD MEMBER

Below are the page headings for the Board Member Salaries and Benefits Survey on the next few pages.

- A District name
- B Board member salary (monthly unless specified)
- C Board President salary (monthly unless specified)
- D Stipends received while on board
- E Other expenses paid by District (yes/no)
- F Amount of per diem while traveling
- G Other benefits

A	B	C	D	E	F	G
Adak	\$200/yr	\$200/yr		Y	\$45 Pdm in Ak \$35. Lower 48	Liability, Health & Life available at cost.
Alaska Gateway	50/mtg	50/mtg		Y	\$50./dy Perdiem	Blanket Liability
Aleutian Region					State Perdiem	State Med & Life Ins.
Anchorage	\$400.	\$500.		Y	Actual	Various Ins./Member Pays
Annette			Lst Wage	Y	\$90/dy Perdiem	
Bering Strait	\$115/mtg			Y	\$30 Perdiem	Liab/Life Ins. - Executive Ed Members receive \$350./mo
Bristol Bay	50.00	50.00		Y	\$50 Perdiem	25c/mi btwn Boro Commun.
Chatham	30.00	30.00	30./Mo	Y	Not Specified	None
Chugach				Y	Actual	Life & Med Ins under Considera
Copper River					\$25/day	None
Cordova				Y	\$85 Perdiem	Trv. & Legal Liability Ins.
Craig					Actual	Self pay insurance program
Delta/Greely				Y		Health & Life Ins.
Dillingham				Y	\$85./dy Perdiem	
Fairbanks	\$150./mo	\$150./mo		Y	\$35./dy Perdiem	Liability/Indemnification
Galena	none	None	Nine	Y	\$85.00	Liability Insurance
Haines			\$10./Mtg	Y	\$35.00 + Hotel	None
Hoonah				Y	Actual	None
Hydaburg				Y	\$80.dy Perdiem	
Iditarod	80./mtg	160./mo		Y	\$75./dy Perdiem	Liability Ins.
Juneau			None	Y	Actual	
Kake	\$50/mtg	\$50/mtg		Y	\$100.00 Perdiem	Accidental Death & Med. Ins.
Kenai	\$100.mtg	\$150.mtg		Y	\$75. perdiem	

A	B	C	D	E	F	G
Ketchikan	\$100/mo	\$150/mo		Y	\$35 + Trv & Htl	Health/Life/Liab. Ins.
King Cove			40./Mtg	Y	\$80.00	Health, Life & Prof. Liability
Klawock	\$25./mo	\$30./mo		Y	Perdiem	Perdiem is State Rate
Kodiak	\$200	\$200		Y	\$75/dy Perdiem	xtra Pay for Mego. + Liab. Ins
Lake & Peninsula				Y	\$85/dy	Health and Life Ins.
Lower Kuskokwim	\$150/dy	\$150/dy		Y	\$35/dy + Hotel	Life Ins while traveling
Lower Yukon	\$500.00	\$500.00		Y	\$100/dy Perdiem	\$100/day for meetings (Reg.) Med. Ins./Liab./Life Ins.
Mat Su	\$200.	\$250.		Y	Actual Expenses	Life Ins.
Nenana					\$39/dy + Hotel	
Nome					\$75/dy Perdiem	Liability Insur.
North Slope	\$750/mtg	\$750/mtg		Y	\$100/in dist. \$135/Out Dist.	Liability & Travel Ins while on District Business
Pelican				Y	\$63/day	None
Petersburg			None	Y	Actual	Med & Life Ins + 90% Dep. Cov.
Pribilof Island	None	None	140./mtg	Y	\$65/dy	Liab & Trv. Ins + Lost Wages
Railbelt			\$50.00	Y	50./75. + Hotel	Chairman - \$500.00 Per year
Sand Point				Y	\$80 Perdiem	Health Ins.
Sitka	None	None	None	Y	\$75. + Travel	None
Skagway					\$86.dy Perdiem	
Southeast Island				Y	\$95/\$85/\$40 Pdm	Dist. Health Ins.
Southwest Region	\$100/mtg	\$100/mtg		Y	\$30/dy + hotel	
St. Marys	\$50/mtg	\$50/mtg		Y	\$100/dy Perdiem	Life Ins. while trav for Dist.
Unalaska	No	No		Y	\$25/dy + Actl	None
Vaidez				Y	\$35 + Hotel	None

A	B	C	D	E	F	G
Wrangell	None	None	None	Y	Actual Expenses	Liability Insurance
Yakutat				Y	\$25 + Hotel	Med/Life Ins for Mbr & Family
Yukon Flats	\$100/mtg	\$100/mtg		Y	\$36/dy Perdiem	Liability Ins.
Yukon/Koyukuk			\$100.00	Y	\$100/dy Perdiem	Stipend is per mtg per day Accident Ins. & Liability Ins.

#### SECTION IV

This section of the report addresses overall travel in the Bering Strait School District for selected administrators. A complete listing of this activity is presented in the back of this report including the reason for the specific trips. The following table presents a five year summary of travel expenditures, total expenditures and superintendent travel expenditures.

Summary of Travel Expenditures

Year	Total Expenditures	Travel Exp.	% of Total	Supt.	% of Total Travel	% of Tot. Expend.
FY-79	4,103,042	251,663	6.13	17,051	6.78	00.4
FY-80	4,424,940	393,383	8.89	21,065	5.35	00.4
FY-81	5,694,224	517,431	9.08	26,038	5.03	00.4
FY-82	7,922,807	554,981	7.0	26,940	4.85	00.3
FY-83*	12,275,494	832,560	6.7	25,000	3.0	00.2

\*Budgeted

As can be seen from this table and the table presented on page although the amount of dollars being budgeted for travel is increasing the following hold true:

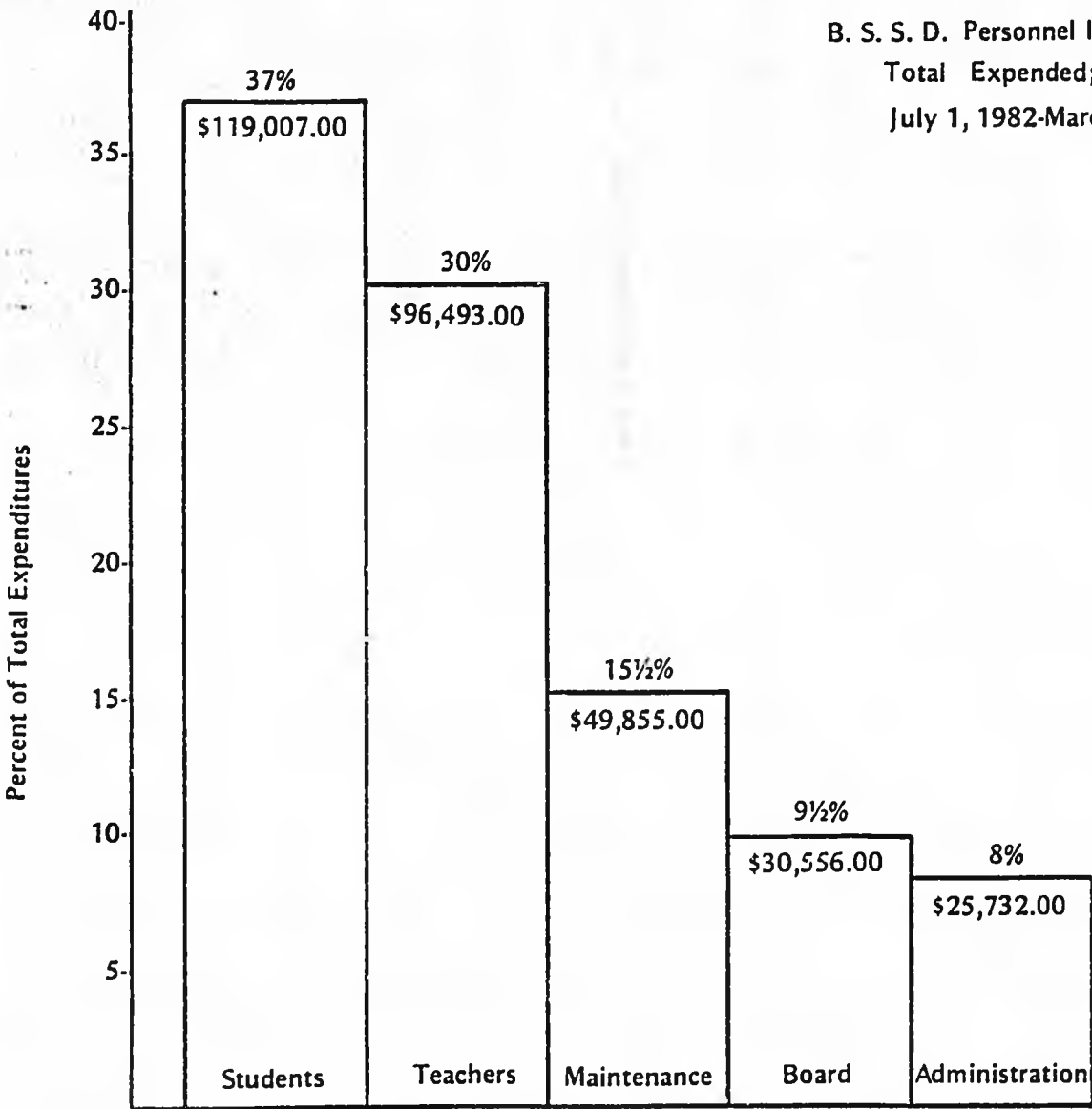
1. The proportion of total expenditures used for travel is decreasing
2. The makeup of the district wide travel budget clearly demonstrates the emphasis placed on student and teacher travel.
3. When adjusting the overall budget for price increases relative to travel the amount of travel activity is not increasing with the exception of inservice training for teachers

4. A year to date analysis of in district travel clearly demonstrates (Chart A page ) current utilization of travel budgets. As can be seen students and teachers have received primary emphasis with facilities upgrading through preventive and corrective maintenance being ranked third. This type of categorical analysis on a periodic basis assists the board and superintendent in assuring that funds are being utilized in a manner compatible with district goals.
5. Finally it is to be noted that the total travel budget for the Bering Strait School District represents less than 7% of the total budget, with administrative travel accounting for less than 2% and the superintendent accounting for two tenths of one percent ( $\frac{2}{10}$  of 1%). When this fact is considered in conjunction with the area included in the district, extreme weather conditions and cost of travel a more realistic perspective is given to the issue.

BERING STRAIT SCHOOL DISTRICT  
TOTAL EXPENDITURE  
FISCAL YEAR 1979-82

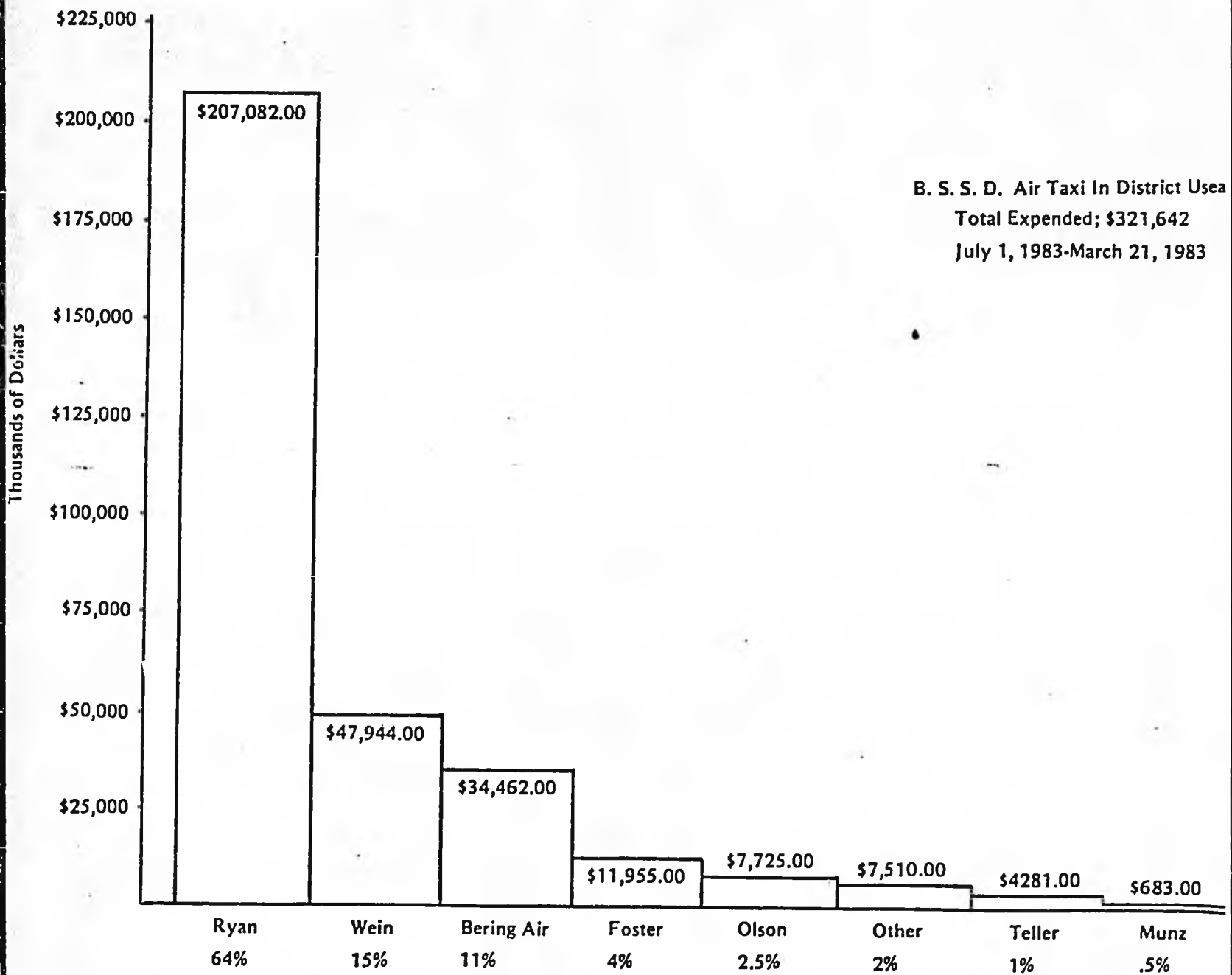
CATEGORY	FY '79	FY '80	FY '81	FY '82
TOTAL EXPENDITURE	4103042	4424940	5694224	7922807
AMOUNT EXP-TRAVEL	251663	393383	517431	554981
TRAVEL – REGULAR INSTR.	2028	39166	123281	134669
– VOC. INSTR.	12439	42231	20248	31517
– CORRESPONDENCE	2237	11244	12680	7596
– SPECIAL ED.	8977	18194	23979	30367
– BILINGUAL/BICUL.	12678	22239	52920	51741
– INTERNS	--	–	–	5040
– SCHOOL BOARD	92800	155332	166215	124941
– GENERAL ADMIN.	97552	21637	22596	26133
– SUPERINTENDENT	–	21065	26038	26940
– DEPUTY SUPT.	–	13365	13201	18765
– FISCAL	–	10516	7990	10286
OPERATION & MAINTENANCE	22922	38394	48283	86986

# CHART A



B. S. S. D. Personnel In District Travel  
Total Expended; \$321,642  
July 1, 1982-March 21, 1983

# CHART B



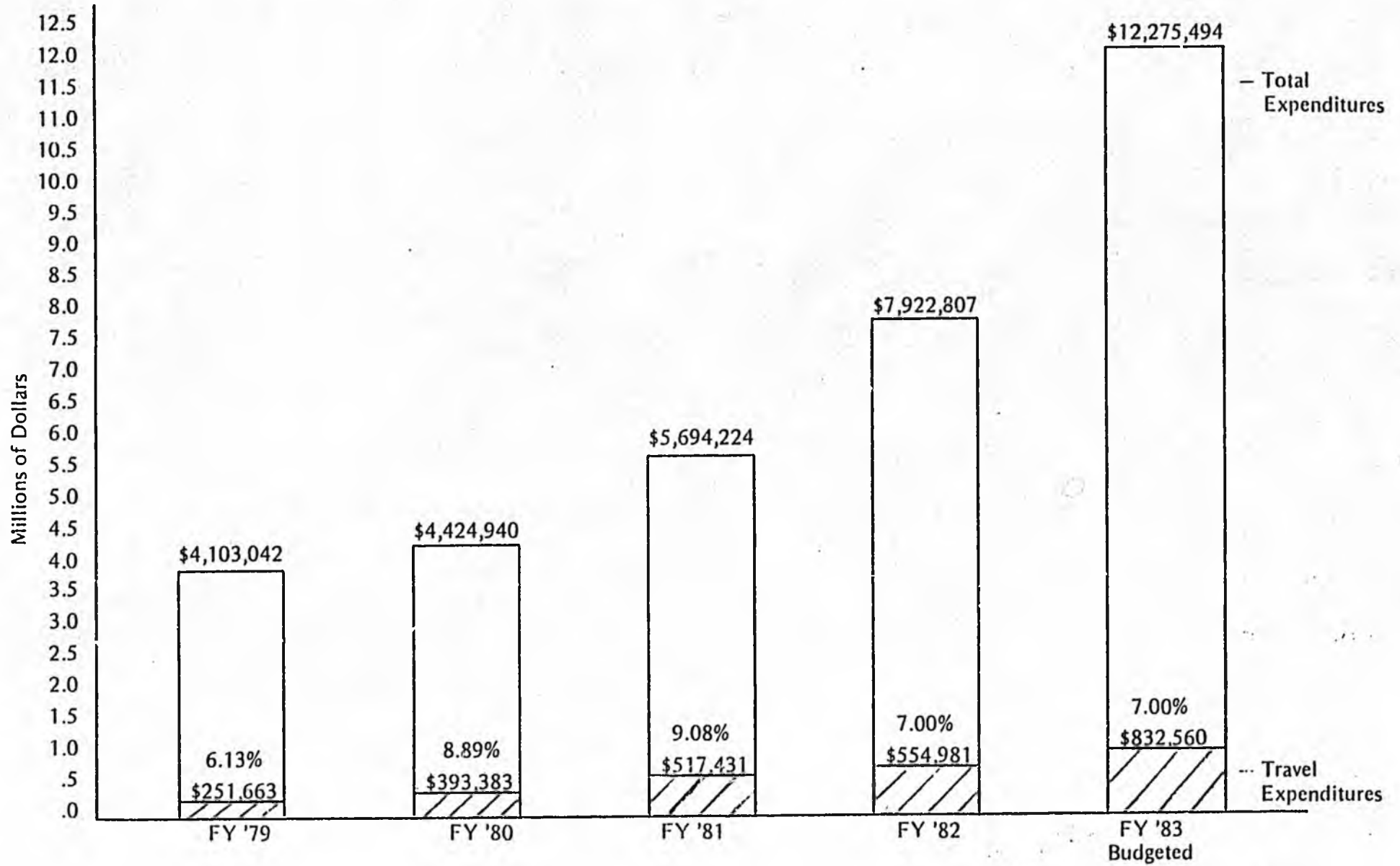
The individual schedules of administrator travel served to highlight several points relative to the audit process and specific travel activities. The more important of these points are:

1. The audit demonstrated that all travel reviewed was authorized and that reimbursements were both appropriate and legal.
2. Specifically with respect to the superintendent's travel during FY81 and FY82, and reimbursements for food and other the actual amount reimbursed was substantially less than the entitled amount appropriate for the number of days of approved travel. The following table clearly demonstrates this point.

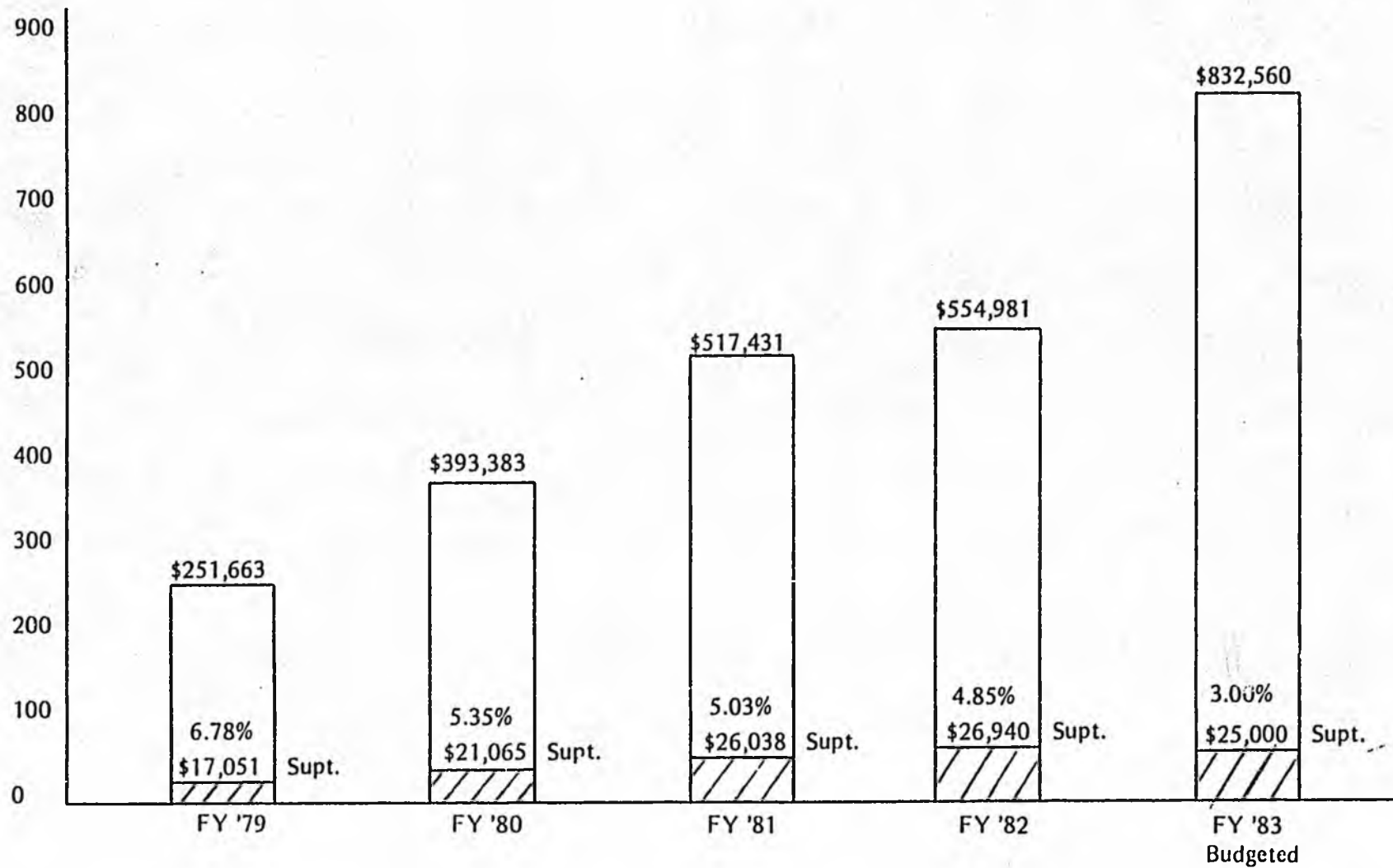
Year	Entitled Reimbursement	Actual Reimbursement (Food & Other)	Difference	% Not Reimbursed
FY 81	\$ 5,940	4,178.09	\$1,752.91	29.51
FY 82	4,680	4,509.29	170.71	3.65
Total	10,620	8,696.38	1,923.62	18.11

As can be seen the superintendent received only 81.89% of the amount for food and other reimbursement. The amount is based on a food per diem of \$30.00. Based on this analysis the actual daily reimbursement for food and other while on approved travel during FY81 and FY82 was \$24.56.

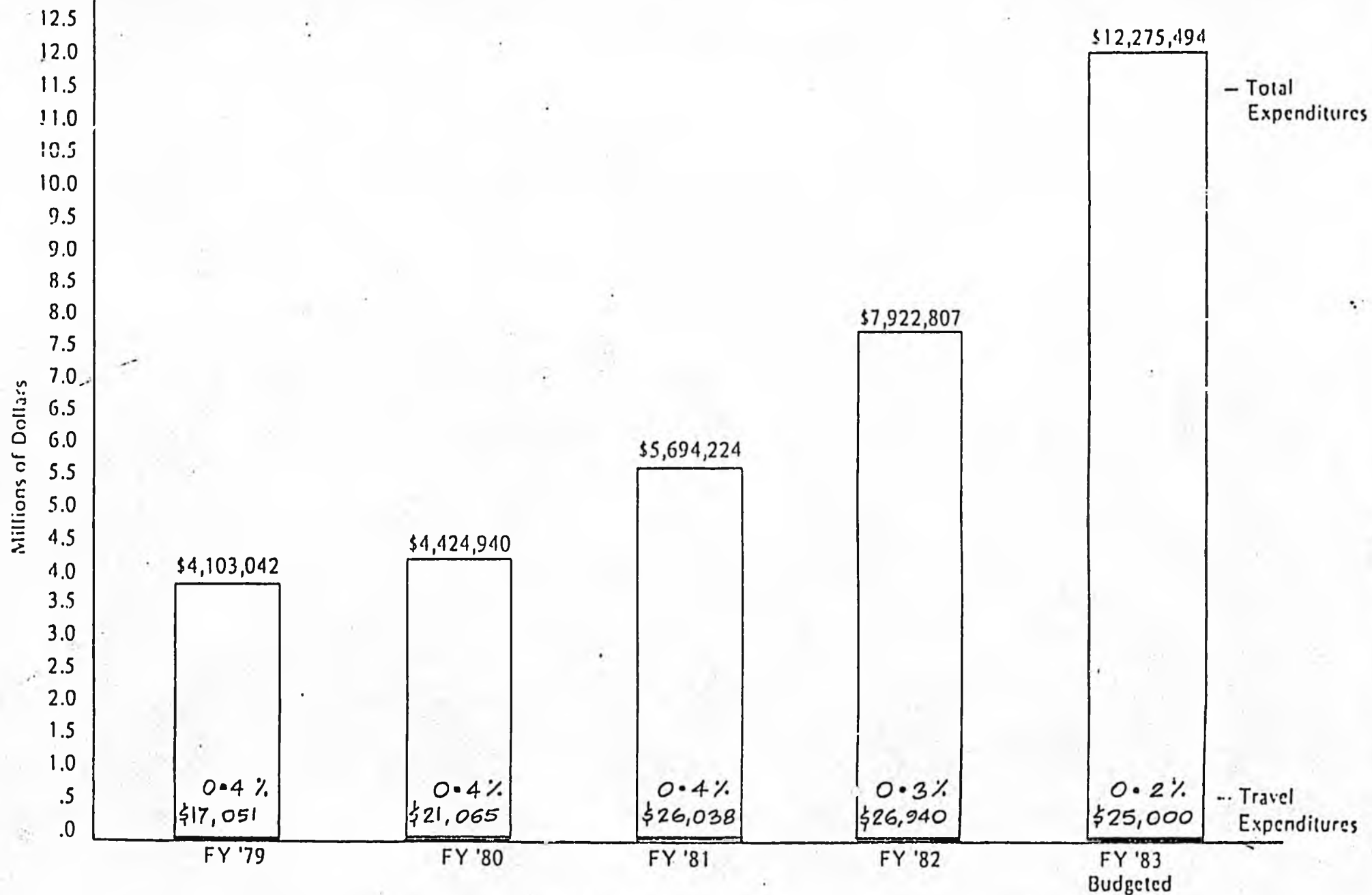
3. The expanded version of the administrative travel schedule included at the end of this report clearly identifies all expenditures as opposed to grouping under a category termed other.
4. During the current fiscal year the superintendent has spent 62% of his time in the district, 38% was on authorized school business out of district. In FY82 65% of the superintendent's time was spent on authorized out of district school business.



TOTAL EXPENDITURES  
--VS--  
TOTAL TRAVEL EXPENDITURES



DISTRICT TRAVEL EXPENDITURES  
&  
SUPT. OFFICE TRAVEL EXPENDITURES



TOTAL EXPENDITURES  
 --VS--  
 SUPERINTENDENT TRAVEL EXPENDITURES

INDIAN SHAWT SCHOOL DISTRICT  
 SCHEDULE OF GOVERNMENTAL TRAVEL  
 FY81, FY82 and FY83 (through 12/31/82)

Travel Dates	Destination	Purpose of Trip	Voucher Date	Voucher Number	Airfare	Food	Lodging	Taxi Auto	Regis-tration	Other	Totals
FY81 Out-of-District Travel											
07/18/80 07/27/80	Anc/Juneau/Anc Juneau/Anc/Home	ADE proposal submittal/meet with legislators	08/21/80	43244	\$ 1,169.00		\$ 221.85	\$ 31.25		\$ 196.25	\$ 1,618.35
07/29/80 08/13/80	Anc/Juneau/Seattle/ Anc/Juneau/Home/ UNK/Home	DOE Supt-Conference/ UNK facility/leg. Overnight Comm/Board Mtg.	08/21/80 08/04/80	43242 43010	1,358.04		169.64 72.00	75.49		171.92 (a)	1,775.09 72.00
08/21/80 09/02/80	Home/Juneau/Seattle/ Portland/Los Angeles/	Meetings re: F.O. Facility Design/Mtg. at Insgroup in LA on policy and staff development/D.O. relocation	09/05/80	43456	1,698.48	485.34	347.65	302.61			2,834.08
09/07/80 10/01/80	Home/Juneau/Seattle/ Flint, MI/Wash. DC/ Juneau/Home	UNK Facility Meeting/ MSA Resolution Chairman Committee/ADE	10/09/80	43972	1,369.01	815.67	481.12	340.74			3,006.54
10/07/80 10/26/80	Home/Anc/Fairbanks/ Juneau/Anc/Home	MSA Conf./W/N Con-vention/ADE	12/17/80	44917	754.00	479.21	847.40	173.99	60.00	4.58	2,319.18
10/27/80	Home/Kotzebue		12/02/80	44702	66.11						66.11
10/31/80 11/05/80	Home/Anc/Juneau/ Home	ADE foreign study program/meet at DOE re: ADE	12/17/80	44918	484.18	238.38	87.98	53.50			864.04
11/08/80 11/26/80	Home/Anc/Juneau/ Unalakleet/Home	MSB Conv./State Board Mtg./Cap.Proj./meet w/Don Ericsson	12/18/80	44920	1,227.00	494.71	388.44	90.13		8.61	2,208.69
12/05/80 12/15/80	Home/Jacksonville, FL/ Seattle/Anc/Home	MSA Workshop/meeting re: UNK Facilities/ D.O. and 5-plex Work Study Program Student Housing	12/17/80	44919	1,629.64	167.25	174.34	88.85			2,060.08
12/17/80 12/18/80	Home/Anc/Seattle/ Juneau		02/26/81	45695	566.32						566.32
01/06/81 01/10/81	Juneau/Anc/Home Juneau	Meetings re: FY82 Budget, staffing, life-safety code deficiencies upgrade w/DIA	03/04/81	45823	543.86		38.88	85.37		5.50	673.61
01/18/81 01/21/81	Juneau/Anc/Juneau	Meet w/Board members re: legislation	03/04/81	45823	229.00	254.75	113.50	11.69			608.94
01/28/81 01/31/81	Juneau/Anc/Home Juneau	Meet w/State Board & Commissioner re: life-safety code upgrade deficiencies - DIA	03/04/81	45823	513.86	9.15		213.05			736.06
		Adventure Based Pl.	01/30/81	45439	552.00						552.00
02/06/81 02/17/81	Juneau/Atlanta GA/Juneau	MSA Convention/Resolution Comm. Chairperson	03/04/81	45821	895.30	533.27	631.02	90.74	498.00		2,648.33

JULY

AUG

SEPT

OCT

NOV  
THANKSGIVING

DEC

CHRISTMAS

JANUARY

FEB

BEIUNG STRAIT SCHOOL DISTRICT  
 SCHEDULE OF SUPERINTENDENT'S TRAVEL  
 FY81, FY82 and FY83 (through 12/31/82)

Travel Dates	Destination	Purpose of Trip	Voucher Date	Voucher Number	Airfare	Food	Lodging	Taxi Auto	Registration	Other	Totals
FY81 Out-of-District Travel (continued)											
FEB 02/24/81	Juneau/Fbk/Anc	Staff Dev. Session at Yukon-Koyukuk/meet with auditor/meet Exec. Comm	03/04/81	45822	418.95	219.25	42.00	49.50			729.70
02/27/81	None										
MARCH 03/04/81	None/Juneau	Meet with legislators/Deltz lawsuit/NE/Teacher In-Service/Accountability	03/27/81	46105	285.60						285.60
03/05/81											
03/18/81	Juneau/UNK/None	Legislative Audit review of travel	03/27/81	46103	254.00						254.00
03/20/81											
APRIL 04/16/81	Juneau/Seattle/Juneau	Meet w/Dlackstock re: UNK facility	07/09/81	47167		23.05	30.57	66.23			119.85
04/17/81											
MAY 05/15/81	Juneau/Anc/None/Juneau	FY'82 Budget/Staffing/Organization	07/09/81	47161	508.00		44.28				552.28
05/26/81	Juneau/Anc/None/Juneau	Board Meeting at Teller	07/09/81	47161	417.00	10.50		61.85		9.70	499.05
05/31/81											
JUNE 06/03/81	Juneau/Anc/Juneau	Interview mtce. supervisor candidates	07/09/81	47161	286.00						286.00
06/04/81											
06/11/81	Juneau/Anc/None/Anc	Interview mtce. supervisor candidate	07/09/81	47161	548.00			34.00			582.00
04/28/81	Juneau/New Orleans/Juneau	MSE Leadership Conference	07/09/81	47163	1,166.53		296.70	18.92		60.00	1,542.15
05/08/81											
Total FY81 Out-of-District Travel					16,939.88	3,730.53	3,987.37	1,787.91	558.00	456.56	27,460.25
Total FY81 In-District Travel					1,589.72		10.00				1,599.72
Total Travel					\$18,529.60	\$3,730.53	\$3,997.37	\$1,787.91	\$558.00	\$456.56	\$29,059.97

Other - (a) dinner guests

BERING STREET SCHOOL DISTRICT  
 SCHEDULE OF SUPERINTENDENT'S TRAVEL  
 FY81, FY82 and FY83 (through 12/31/82)

	<u>Travel Dates</u>	<u>Destination</u>	<u>Purpose of Trip</u>	<u>Voucher Date</u>	<u>Voucher Number</u>	<u>Airfare</u>	<u>Food</u>	<u>Lodging</u>	<u>Taxi Auto</u>	<u>Regis- tration</u>	<u>Other</u>	<u>Totals</u>
	FY82 Out-of-District Travel											
JULY	07/11/81	Home/Juneau	Meet legislators & Gov re: CIP & Oper. Approp.	08/24/81	47555	\$ 274.00	\$	\$	\$	\$	\$	\$ 274.00
	07/19/81 07/20/81	Juneau/Seattle/Juneau	House trailers for Brevig teachers/interview Bob Collins	08/24/81	47555	357.56	31.43	30.57	24.33			443.89
	07/24/81 07/25/81	Juneau/Ancil/Juneau	Meet w/attorney re: URK Native Corp. agreement	08/24/81	47555	286.00	167.85	51.09	42.67			547.61
	08/03/81 08/07/81	Juneau/Los Angeles/Seattle/Juneau	DOE Supt. Orientation In-Service/Brevig teacher housing/meet B. Monroe re: policy revisions & communications	08/24/81	47555	510.18	161.55	232.63	281.83		65.72	1,252.31
	08/11/81	Juneau/Anc/Home	Re: Foundation Adj.	09/24/81	47970	274.00	29.60					303.60
	08/12/81 08/15/81	Home/Anc/Home	Meet w/attorney/BIA Closure	09/24/81	47970	349.00	186.19	189.67	95.16			820.02
	08/22/81 09/01/81	Home/Anc/Juneau URK	Committee Meetings	09/24/81	47970	274.00	169.02					443.02
	09/09/81 09/19/81	Home/Anc/Juneau/Home	Meet w/attorney/State Board Meeting	09/24/81	47970	450.00	132.71	92.88			93.86 (b)	769.45
	09/25/81 09/26/81	Home/Anc/Juneau	Review of ABE/meet w/Comm. re: Holtz lawsuit & BIA closures & Jr. High Program	11/2/81	48604	443.00	18.10	51.94	67.87			580.81
	10/07/81 10/10/81	Juneau/Skagway/Juneau	NSA Conference	09/15/81 11/02/81 11/24/81 11/05/81	47873 48604 48884 48580		28.41	200.00 63.31	28.80	243.90		200.00 91.72 28.80 243.90
	10/17/81 10/27/81	Home/Juneau/Seattle/Juneau/Home	Attend bond closing D.O. URK bldg./meet w/Auditor	11/05/81	48605	923.68	204.13	340.00	334.31		25.62	1,827.74
	11/01/81 11/04/81	Home/Juneau/Home	Meeting re: design-build concept for Shis. & Wt. Mtn.	01/13/82	49475	592.00		42.28				634.28
	11/06/81 11/12/81	Home/Anc/Juneau/ Portland/Juneau/Home	"05" regs & waiver letters to DOE/meeting at NW Res Lab re: computers	11/24/81	48884	984.66	13.92	53.00	167.27	110.00		1,328.85
	11/24/81	Home/Anc/Juneau	Meet w/auditor/Facility Committee re: Shis & Wt. Mtn.	01/13/82 04/06/82	49475 50445	279.00	274.23		79.76			353.99 279.00

1  
CO  
1

SEPT

OCT

NOVEMBER

THANKSGIVING

BERING STRAIT SCHOOL DISTRICT  
 SCHEDULE OF SUPERINTENDENT'S TRAVEL  
 FY81, FY82 and FY83 (Through 12/31/82)

Travel Dates	Destination	Purpose of Trip	Voucher Date	Voucher Number	Airfare	Food	Lodging	Taxi Auto	Registration	Other	Totals	
FY82 Out-of-District Travel (continued)												
JANUARY 01/14/82	Nome/Anc/Juneau	Meet with Dist. auditor re: Business Operations	04/06/82	50445	279.00						279.00	
			01/15/82	51262		23.25					23.25	
01/15/82 01/26/82	Juneau/Honolulu/Juneau	Pacific Telecommunications Conference	05/27/82 03/01/82	51249 50012	1,755.52	346.83	1,108.35	357.08	102.00 320.00	92.18 (b)	3,761.96 320.00	
02/06/82	Juneau/Anc/Juneau	Interview & meet w/Dist.Aud.	05/26/82	51262	296.00						296.00	
FEB 02/08/82	Anchorage/UNK	Board Meeting in UNK	04/06/82	50445	140.00						140.00	
02/10/82	Nome/Anc	Screen Bus.Mjr. applications	04/06/82	50445	170.00	5.25	112.93				288.18	
02/12/82	Anc/Juneau	ASAA Juneau Fly-In	12/10/81	49090		20.00					20.00	
			04/06/82	50445	148.00	42.17					190.17	
			05/04/82	50859					210.00		210.00	
02/16/82	Juneau/Anc/Nome	Meetings	04/06/82	50445	293.00						293.00	
02/19/82 02/20/82	Nome/Anc/Juneau	Meet with Dist. auditor	04/06/82	50445	293.00						293.00	
02/21/82 03/03/82	Juneau/New Orleans/ Juneau	ASAA Convention	02/05/82	49771	794.48							794.48
			12/01/81	48955					581.00			581.00
			04/06/82	50445		534.45	390.00	77.00			34.00	1,035.45
			05/01/82	50753			185.00					185.00
MARCH 03/04/82 03/06/82	Juneau/Anc/Juneau	Interviews at Job Fair/ Bus.Mjr. applicants	04/06/82	50445	296.00		125.51				421.51	
03/13/82 03/18/82	Juneau/Anc/Tuk/ Anch/Juneau	Applicant Interview - Sam Towarak	05/26/82	51262	309.50	172.55	183.20	17.50			682.75	
			04/06/82	50445			81.99				81.99	
04/01/82	Juneau/Anc/Nome	ABC/PAC Meeting	05/26/82	51262	293.00						293.00	
APRIL 04/05/82	Nome/Anc	Interview Bus.Mjr. applicant	05/26/82	51262	170.00		40.00				210.00	
04/13/82 04/16/82	Nome/Atlanta, GA/ Juneau	NASE Convention	11/22/82	53740	495.44	64.58	123.48	86.66				825.30
			06/17/82	51408					240.00	55.14		240.00
MAY 05/18/82 05/10/82	Nome/Atlantic City/ Seattle/Juneau	ASAA Leadership Conference	05/26/82	51248	270.64	205.44	291.16	53.17			821.11	

-78-

NERING STRAIT SCHOOL DISTRICT  
 SCHEDULE OF SUPERINTENDENT'S TRAVEL  
 FY81, FY82 and FY83 (through 12/31/82)

MAY

JUNE

<u>Travel Dates</u>	<u>Destination</u>	<u>Purpose of Trip</u>	<u>Voucher Date</u>	<u>Voucher Number</u>	<u>Airfare</u>	<u>Food</u>	<u>Lodging</u>	<u>Taxi Auto</u>	<u>Regis- tration</u>	<u>Other</u>	<u>Totals</u>
FY82 Out-of-District Travel (continued)											
05/18/82 05/28/82	Juneau/UNK/Juneau	AEC/PAC Workshop/Board Mtg Stebbins, St. Michael, UNK	11/22/82	53740		69.39	59.40	10.00			138.79
06/03/82 06/14/82	UNK/Anc/Juneau/ UNK/UNK	Meet with Governors Transition task force/and code deficiencies - DIA Bldgs.	11/22/82	53740	293.00	515.00	635.00				443.00
06/16/82 06/30/82	UNK/Wash. DC/ Flagstaff/Juneau/UNK	NASA Instructional Mgmt.	11/22/82	53740	1,079.99	640.09	1,487.14	121.93		51.44	3,380.59
Total FY82 Out-of-District Travel					<u>13,373.65</u>	<u>4,056.54</u>	<u>6,179.13</u>	<u>1,845.34</u>	<u>1,806.90</u>	<u>417.96</u>	<u>27,679.52</u>
Total FY82 In-District Travel					<u>1,103.80</u>	<u>34.79</u>					<u>1,138.59</u>
Total Travel					<u>\$14,477.45</u>	<u>\$4,091.33</u>	<u>\$6,179.13</u>	<u>\$1,845.34</u>	<u>\$1,806.90</u>	<u>\$417.96</u>	<u>\$28,818.11</u>

Other - (b) office supplies

BERING STRAIT SCHOOL DISTRICT  
 SCHEDULE OF SUPERINTENDENT'S TRAVEL  
 FY81, FY82 and FY83 (through 12/31/82)

<u>Travel Dates</u>	<u>Destination</u>	<u>Purpose of Trip</u>	<u>Voucher Date</u>	<u>Voucher Number</u>	<u>Airfare</u>	<u>Per Diem</u>	<u>Taxi Auto</u>	<u>Regis- tration</u>	<u>Other</u>	<u>Totals</u>
FY83 Out-of-District Travel										
07/02/82 07/03/82	URIK/None/ URIK	Review Summer Maintenance Schedules	11/22/82	53740	\$ 107.00	\$ 115.00	\$	\$	\$	\$ 222.00
07/13/82 07/14/82	URIK/Anc/Juneau Anc	Re: Life-safety code upgrade deficiencies	11/22/82	53740	614.00	287.50				901.50
07/29/82 07/30/82	Anc/None/ URIK	Life-safety code upgrade deficiencies	11/22/82	53740	170.00	230.00				400.00
vs.	URIK/None/Anc/URIK	Life-safety code def.	11/22/82	53740	750.00					750.00
08/06/82 08/07/82	URIK/Anc/ Juneau	Supt. Orientation In-service meeting	11/22/82	53740	340.00	115.00				455.00
08/15/82	Juneau/URIK		11/22/82	53740		115.00				115.00
08/24/82	URIK/None		11/22/82	53740	96.00	115.00				211.00
08/30/82 09/06/82	URIK/Anc/Juneau URIK	Life safety code upgrade deficiencies - BIA facilities	11/22/82	53740	318.23	920.00				1,238.23
10/08/82 10/13/82	URIK/Anc/Juneau URIK	Life-safety code upgrade deficiencies - BIA facilities	11/22/82	53740	546.00	345.00				891.00
10/15/82 10/23/82	URIK/Juneau URIK	ANSA Fall Conference/ Meeting w/R. Holden	11/22/82 11/04/82	53740 53526	608.00 188.76	920.00				1,528.00 188.76
11/03/82 11/08/82	URIK/Anc/Juneau/ URIK	Develop Computer Bid Specs.	11/22/82	53740	608.00	575.00				1,183.00
11/12/82	URIK/Juneau/URIK	Meeting with DOE re: 1st Quarter Report	11/22/82	53740	456.00	345.00				801.00
11/22/82 12/04/82	URIK/Juneau/Anc/ URIK	Attend Diomedé Bid Specs meeting/Review life- Safety Deficiencies/State Board Meeting	12/08/82	54228	608.00	1,322.50	109.00			2,039.50

JULY

AUGUST

-88-

SEPT

OCT

NOV

THANKSGIVING

BERING STRAIT SCHOOL DISTRICT  
 SCHEDULE OF SUPERINTENDENT'S TRAVEL  
 FY81, FY82 and FY83 (Through 12/31/82)

DEC.

CHRISTMAS

<u>Travel Dates</u>	<u>Destination</u>	<u>Purpose of Trip</u>	<u>Voucher Date</u>	<u>Voucher Number</u>	<u>Airfare</u>	<u>Per Diem</u>	<u>Taxi Auto</u>	<u>Regis- tration</u>	<u>Other</u>	<u>Totals</u>
FY83 Out-of-District Travel (continued)										
12/10/82	URK/Savannah, GA/	AASA Workshop		54455	1,321.59	690.00	60.00			2,071.59
12/15/82	Juneau/URK									
12/20/82	URK/Juneau/URK	State Board Meeting/Meet w/holden re: Life-Safety & Code upgrade/meet re: preventive maintenance	01/12/83	54647	567.00	1,265.00	14.21		36.75	1,882.96
Total FY83 Out-of-District Travel					<u>7,298.58</u>	<u>7,360.00</u>	<u>183.21</u>		<u>36.75</u>	<u>14,078.54</u>
Total FY83 In-District Travel					<u>4,731.02</u>					<u>4,731.02</u>
Total Travel					<u>\$12,029.60</u>	<u>\$7,360.00</u>	<u>\$183.21</u>		<u>\$36.75</u>	<u>\$19,609.56</u>

DEWING STRAIT SCHOOL DISTRICT  
 SCHEDULE OF DEWING STRAIT SCHOOL DISTRICT'S TRAVEL  
 FY81, FY82 and FY83 (through 12/31/82)

<u>Travel Dates</u>	<u>Destination</u>	<u>Purpose of Trip</u>	<u>Voucher Date</u>	<u>Voucher Number</u>	<u>Airfare</u>	<u>Fuel</u>	<u>Lodging</u>	<u>Taxi Auto</u>	<u>Registration</u>	<u>Other</u>	<u>Totals</u>
FY81 Out-of-District Travel											
06/30/80 08/02/80	Name/Idise, ID/ Name	Teacher Interviews	08/05/80	43016	\$	\$ 37.76	\$ 81.11	\$ 104.02	\$	\$ 42.92	\$ 265.81
08/06/80 08/08/80	Name/Anc/Name	Budget Oversight Comm. Hearing	08/12/80	43075	290.00	24.00	38.30	49.90		2.00	404.20
09/11/80 09/12/80	Name/Anc/Name	Re: Stebbins & St. Michael Const.	09/17/80	43645	290.00	25.45		26.50		2.18	344.13
09/23/80 09/26/80	Name/Anc/Name	Re: URK Facility	09/29/80	43799	290.00	100.80	125.16			154.20	670.16
09/29/80 10/01/80	Name/Anc/Name	Re: Const./Meet with Attorneys	10/01/80	43867	293.86	37.25	100.92	45.58			477.61
10/15/80 10/17/80	Name/Fairbanks/ Name	NSA Meeting	10/30/80	44234	269.80	90.17	179.26	16.00		29.00	584.23
10/27/80 10/29/80	Name/Kotzebue/Name	State Board Meeting	10/30/80	44236	132.22	32.00					164.22
11/12/80 11/15/80	Name/Anc/Name	Facilities Comm. Meeting	11/19/80	44557	289.72	52.25	140.26	73.20		42.75	598.18
12/11/80 12/15/80	Name/Anc/Name	Meet w/Attorney Construction Meetings	12/17/80	44908	289.72	100.00	203.06	117.06		14.00	723.84
02/09/81 02/18/81	Name/Atlanta/Name	NSA Convention	02/25/81 10/23/80 02/18/81	45668 44147 45575	144.86 1,041.77	272.39	655.46	62.20	465.00	6.00	1,140.91 465.00 1,041.77
03/25/81 03/27/81	Name/Anc/Name	Rural Schools Conference	03/27/81	46121	192.00		196.20	83.06		29.00	500.26
03/30/81 04/04/81	Name/Juneau/Name	NSA Meeting	04/06/81	46207	553.00		232.34	3.00	286.00		1,074.34
04/22/81 04/25/81	Name/Anc/Name	State Task Force	04/28/81 05/29/81	46533 46869	304.90 304.00	120.00	221.33	122.20		65.00	833.43 304.00
05/04/81 05/10/81	Name/Anc/Name	Facility Committee Meeting	05/15/81	47619			188.44	123.00		71.00	382.44

- 88 -

BERING STRAIT SCHOOL DISTRICT  
 SCHEDULE OF DEPUTY SUPERINTENDENT'S TRAVEL  
 FY81, FY82 and FY83 (Through 12/31/82)

<u>Travel Dates</u>	<u>Destination</u>	<u>Purpose of Trip</u>	<u>Voucher Date</u>	<u>Voucher Number</u>	<u>Airfare</u>	<u>Food</u>	<u>Lodging</u>	<u>Taxi Auto</u>	<u>Registration</u>	<u>Other</u>	<u>Totals</u>
FY81 Out of district Travel (continued)											
06/03/81 06/05/81	Name/Anc/Name	Interview Construction Coordinators	06/08/81	46938	328.00	99.18	167.04	88.40			682.62
06/15/81 06/19/81	Name/Anc/Name	ASB Meeting/meet with Attorney	06/22/81	46990	328.00	71.86	222.89	127.95			700.70
06/27/81 06/29/81	Name/Anc/Juneau/ Name	State Board/Meet with Attorney	07/02/81	47100	581.00	123.20	245.10	65.29			1,014.59
Total FY81 Out-of-District Travel					<u>5,922.85</u>	<u>1,146.31</u>	<u>2,996.87</u>	<u>1,097.36</u>	<u>751.00</u>	<u>458.05</u>	<u>12,372.44</u>
Total FY81 In-District Travel					<u>794.38</u>						<u>794.38</u>
Total Travel					<u>\$6,717.23</u>	<u>\$1,146.31</u>	<u>\$2,996.87</u>	<u>\$1,097.36</u>	<u>\$751.00</u>	<u>\$458.05</u>	<u>\$13,166.82</u>

REXING STRAIT SCHOOL DISTRICT  
 SCHEDULE OF DEPUTY SUPERINTENDENT'S TRAVEL  
 FY81, FY82 and FY83 (Through 12/31/82)

<u>Travel Dates</u>	<u>Destination</u>	<u>Purpose of Trip</u>	<u>Voucher Date</u>	<u>Voucher Number</u>	<u>Airfare</u>	<u>Food</u>	<u>Lodging</u>	<u>Taxi Auto</u>	<u>Regis- tration</u>	<u>Other</u>	<u>Totals</u>
FY82 Out-of-District Travel											
07/15/81 07/18/81	None/Anc/None	Meet w/Attorney	07/20/81	47246	328.00	29.58	193.40	89.34			640.32
07/29/81 08/02/81	None/Anc/Juneau/ None	State Supt. Meeting/ Capital Budget	08/07/81	47444	581.00	12.00	267.41	80.27			940.68
08/12/81 08/15/81	None/Anc/None	Diamond School Const/ Budget Oversight Comm.	08/21/81	47553	328.00	125.33	293.09	94.94			841.36
10/05/81 10/21/81	None/Anc/Juneau/Skagway Juneau/Anc/None	AASA Conference	10/19/81	48299 49935	459.00	27.43	309.62	58.20			395.25 459.00
11/07/81 11/15/81	None/Anc/Juneau Anchorage/None	Legislative Budget & Audit Meeting/State Board Meeting/AASB Meeting	12/01/81	48895	558.09	343.69	472.61	39.75			1,414.14
12/13/81 12/16/81	None/Anc/Juneau/None	Facilities Comm. Meeting	12/11/81	49104	558.00	120.00	340.80	84.94		94.26	1,198.00
02/19/82 03/07/82	None/Anc/Juneau/ New Orleans/ /None	AASA Convention	02/05/82 11/24/81 05/18/82 12/01/81 04/08/82	49771 48883 51129 48954 50489	1,345.02		101.00 318.41		523.00		1,345.02 101.00 318.41 523.00 1,731.98
04/06/82 04/12/82	UNK/Anc/Juneau/UNK	Meeting at DOE	04/21/82	50654	599.00	6.00	185.14	52.36			842.50
06/01/82 06/05/82	UNK/Anc/UNK	Education Facilities Meeting	06/29/82	51523	340.00	73.00	345.21	156.55		48.00	962.76
06/08/82 06/12/82	UNK/Anc/UNK	Re: Construction - White Mountain	06/17/82	51404	340.00	205.45	259.99	165.69		65.19	1,036.32
Total FY82 Out-of-District Travel					<u>5,436.11</u>	<u>1,330.76</u>	<u>4,000.15</u>	<u>1,252.27</u>	<u>523.00</u>	<u>207.45</u>	<u>12,749.74</u>
Total FY82 In-District Travel					<u>1,498.28</u>						<u>1,498.28</u>
Total Travel					<u>\$6,934.39</u>	<u>\$1,330.76</u>	<u>\$4,000.15</u>	<u>\$1,252.27</u>	<u>\$523.00</u>	<u>\$207.45</u>	<u>\$14,248.02</u>

-06-

BERING STRAIT SCHOOL DISTRICT  
 SCHEDULE OF DEPUTY SUPERINTENDENT'S TRAVEL  
 FY81, FY82 and FY83 (through 12/31/82)

<u>Travel Dates</u>	<u>Destination</u>	<u>Purpose of Trip</u>	<u>Voucher Date</u>	<u>Voucher Number</u>	<u>Airfare</u>	<u>Food</u>	<u>Lodging</u>	<u>Taxi Auto</u>	<u>Other</u>	<u>Totals</u>
FY83 Out-of-District Travel										
10/11/82 10/16/82	UNK/Anc/ARIK	ANSA Fall Conference	10/27/82	53384	\$ 447.00	\$ 90.00	\$ 108.20	\$ 58.42	\$ 42.75	\$ 746.37
12/04/82 12/06/82	URK/ Anc	Meeting re: Certificated negotiations	12/08/82	54205	228.00		118.05	79.25	26.00	451.30
Total FY83 Out-of-District Travel					<u>675.00</u>	<u>90.00</u>	<u>226.25</u>	<u>137.67</u>	<u>68.75</u>	<u>1,197.67</u>
Total FY83 In-District Travel					<u>78.18</u>	<u>20.00</u>				<u>98.18</u>
Total Travel					\$ <u>753.18</u>	\$ <u>110.00</u>	\$ <u>226.25</u>	\$ <u>137.67</u>	\$ <u>68.75</u>	\$ <u>1,295.85</u>

BERING STAVIT SCHOOL DISTRICT  
 SCHEDULE C TRAVEL - OTHER KEY PERSONNEL  
 (FY81, FY82 and FY83 (Through 12/31/82))

Travel Dates	Destination	Purpose of Trip	Voucher Date	Voucher Number	Airfare	Food	Lodging	Taxi Auto	Registration	Other	Totals
ASSISTANT SUPERINTENDENT OF VOCATIONAL EDUCATION											
FY81 Out-of-District Travel											
To 12/31/80		DOE Evaluations/ASAA meeting/recruiting ABE Evaluation			\$ 880.00	\$ 192.95	\$ 266.00	\$ 151.79	\$ 255.00	\$ 68.88 1,938.76 (c)	\$ 1,814.62 1,938.76
	Name/New Orleans/None None/Anc/None	National AVA Convention ASAA Meeting	01/13/81 02/02/81	45151 45382	995.00 289.72	115.93 24.85	290.20 84.00	107.86 46.99		29.99 12.45	1,538.98 458.01
	Name/Anc/None	AVA Meeting	03/10/81	45868	192.00	103.55	172.80	141.45	100.00	4.25	714.05
	Name/Ames, IA Ellensburg, WA/None None/Anc/None	Teacher Recruitment Vocational Administration	05/05/81 05/22/81	46604 46815	132.00 325.00	214.45 86.52	443.07 126.00	781.19 171.93		76.40 29.60	1,647.11 739.05
	Total FY81 Out-of-District Travel				2,813.72	738.25	1,382.07	1,401.21	355.00	2,160.	8,850.58
	Total FY81 In-District Travel				2,603.85						2,603.65
	Total Travel				\$5,417.57	\$ 738.25	\$1,382.07	\$1,401.21	\$ 355.00	\$2,160.33	\$ 11,454.43
FY82 Out-of-District Travel											
	Name/Columbia, OH/None None/Skagway/None None/Anc/None	Shopsmith Academy ASA Meeting Voc. Ed. Adm. Conference	07/07/81 10/19/81 10/19/81	47140 48307 48306	\$1,453.96 328.00	\$ 124.48 151.22 134.75	\$ 121.83 119.83 90.00	\$ 48.00 90.91 202.68	\$	\$ 74.23 24.75 7.17	\$ 1,822.50 604.11 762.60
	Name/Anc/None	Professional Upgrade	11/20/81	48841	334.00	62.80	136.08	161.69		54.35	748.92
	Name/Atlanta, GA/None None/Anc/None	AVA Meeting PMA Program	01/07/82 01/27/82	49373 49866	1,655.57 334.00	143.01 28.05	217.87 96.00	30.00 132.23	35.50	16.65	2,081.95 606.93
	Name/Anc/None	Interview Mtce. Cand.	04/06/82	50458	227.00	57.25	207.36	30.00		303.75 (d)	815.36
	Name/Ames, IA/ Kansas City/Ellensburg/None None/Anc/None	Teacher Recruitment Expedite Materials	05/17/82 06/29/82 06/07/82	51104 51522 51337	1,610.22 340.00	232.34 85.45	532.38 237.60	497.07 46.00		32.00 8.87	2,904.09 40.00 717.92
	Total FY82 Out-of-District Travel				6,282.75	1,019.35	1,758.95	1,268.58	252.90	521.65	11,104.38
	Total FY82 In-District Travel				1,657.70						1,657.70
	Total Travel				\$7,940.45	\$1,019.35	\$1,758.95	\$1,268.58	\$ 252.90	\$ 521.65	\$ 12,762.08

PERING STRAIT SCHOOL DISTRICT  
 SCHEDULE OF TRAVEL - OTHER KEY PERSONNEL  
 FY81, FY82 and FY83 (Through 12/31/82)

<u>Travel Dates</u>	<u>Destination</u>	<u>Purpose of Trip</u>	<u>Voucher Date</u>	<u>Voucher Number</u>	<u>Airfare</u>	<u>Food</u>	<u>Lodging</u>	<u>Taxi Auto</u>	<u>Regis- tration</u>	<u>Other</u>	<u>Totals</u>
ASSISTANT SUPERINTENDENT OF VOCATIONAL EDUCATION											
FY83 Out-of-District Travel											
	Missoula, MT/Alliance, ID/ Missoula, MT	Equipment Purchase	07/14/82	51698	\$ 512.00	\$ 34.81	\$ 143.49	\$ 5.00	\$	\$	\$ 695.30
	UNK/Mc/UNK	State Board Meeting	10/13/82	53168		90.00	260.00	101.30		6.40	457.70
	UNK/St. Louis, MO/ UNK	Interview Voc.Ed. Teachers/AVA Conference	12/22/82	54504	<u>1,508.62</u>	<u>210.00</u>	<u>260.50</u>	<u>45.00</u>	<u>112.00</u>	<u>29.67</u>	<u>2,166.59</u>
	Total FY83 Out-of-District Travel				<u>2,020.62</u>	<u>334.81</u>	<u>663.99</u>	<u>152.10</u>	<u>112.00</u>	<u>36.07</u>	<u>3,319.59</u>
	Total FY83 In-District Travel				<u>584.00</u>						<u>584.00</u>
	Total Travel				<u>\$2,604.62</u>	<u>\$ 334.81</u>	<u>\$ 663.99</u>	<u>\$ 152.10</u>	<u>\$ 112.00</u>	<u>\$ 36.07</u>	<u>\$ 3,903.59</u>

Other - (c) Adventure Based Education, net of \$561.24 returned  
 (d) Recruiting room and conference

BERING STRAIT SCHOOL DISTRICT  
 SCHEDULE OF TRAVEL - OTHER KEY PERSONNEL  
 FY81, FY82 and FY83 (through 12/31/82)

<u>Travel Dates</u>	<u>Destination</u>	<u>Purpose of Trip</u>	<u>Voucher Date</u>	<u>Voucher Number</u>	<u>Airfare</u>	<u>Food</u>	<u>Lodging</u>	<u>Taxi Auto</u>	<u>Regis- tration</u>	<u>Other</u>	<u>Totals</u>
<b>ASSISTANT SUPERINTENDENT - CURRICULUM</b>											
<b>FY81 Out-of-District Travel</b>											
<b>To 12/31/80</b>					\$ 1,309.52	\$ 486.82	\$ 744.07	\$ 166.49	\$	\$	\$ 2,706.90
	None/Las Vegas/None		01/08/81	45128		327.25	208.27	38.79			574.31
	None/Anc/None		03/08/81	45858	384.00	158.00	210.00	242.38			994.38
	None/Anc/None		04/01/81	46136	192.00	84.99	190.48	173.29	10.00		650.76
<b>Total FY81 Out-of-District Travel</b>					<u>1,885.52</u>	<u>1,057.06</u>	<u>1,352.82</u>	<u>620.95</u>	<u>10.00</u>		<u>4,926.35</u>
<b>Total FY81 In-District Travel</b>					<u>2,484.00</u>	<u>1,145.70</u>					<u>3,629.70</u>
<b>Total Travel</b>					<u>\$4,369.52</u>	<u>\$2,202.76</u>	<u>\$1,352.82</u>	<u>\$ 620.95</u>	<u>\$ 10.00</u>		<u>\$ 8,556.05</u>
<b>FY82 Out-of-District Travel</b>											
	None/Colorado Springs/None	Nat. Curriculum Study Instruction	07/15/81	47189	\$	\$ 190.05	\$ 128.56	\$ 244.85	\$	\$	\$ 563.46
	None/Skagway/None	AASA Conference	10/19/81	48302		281.43	273.15	40.17	400.00	45.50	1,040.25
	None/Las Vegas/None	ASCP - NCSI meeting	01/14/82	48900	712.82		40.00				752.82
	None/Anc/None	Staff Development	01/14/82	49491		336.94	172.80	15.00			524.74
	None/Anc/None	Educ. Fac. Wkshp.	06/16/82	51386	318.00	68.79	178.20	16.00		1.26	582.25
<b>Total FY82 Out-of-District Travel</b>					<u>1,030.82</u>	<u>877.21</u>	<u>792.71</u>	<u>316.02</u>	<u>400.00</u>	<u>46.76</u>	<u>3,463.52</u>
<b>Total FY82 In-District Travel</b>					<u>3,448.45</u>	<u>227.80</u>					<u>4,603.54</u>
<b>Total Travel</b>					<u>\$5,192.09</u>	<u>\$1,105.01</u>	<u>\$ 792.71</u>	<u>\$ 316.02</u>	<u>\$ 400.00</u>	<u>\$ 974.05</u>	<u>\$ 8,067.06</u>
<b>FY83 Out-District Travel</b>											
	URIK/Duane/URIK	ASCD National Study Institute	09/08/82	52587	\$ 853.24	\$	\$	\$ 95.00			\$ 948.24
	URIK/Anc/URIK	National Regional Board Planning Meeting	09/08/82	52586	316.00	260.60	128.00	139.61			528.21
			11/29/82	53863		80.00	165.00	56.00			617.00
<b>Total FY83 Out-of-District Travel</b>					<u>1,169.24</u>	<u>340.60</u>	<u>293.00</u>	<u>290.61</u>			<u>2,093.45</u>
<b>Total FY83 In-District Travel</b>					<u>1,370.79</u>						<u>1,370.79</u>
<b>Total Travel</b>					<u>\$2,540.03</u>	<u>\$ 340.60</u>	<u>\$ 293.00</u>	<u>\$ 290.61</u>			<u>\$ 3,464.24</u>

BERING SHAWT SCHOOL DISTRICT  
 SCHEDULE OF TRAVEL - OTHER KEY PERSONNEL  
 FY81, FY82 and FY83 (Through 12/31/82)

<u>Travel Dates</u>	<u>Destination</u>	<u>Purpose of Trip</u>	<u>Voucher Date</u>	<u>Voucher Number</u>	<u>Airfare</u>	<u>Food</u>	<u>Locking</u>	<u>Taxi Auto</u>	<u>Regis- tration</u>	<u>Other</u>	<u>Totals</u>
<b>BUSINESS MANAGER</b>											
<b>FY81 Out-of-District Travel</b>											
<b>To 12/31/80</b>					<b>\$3,142.40</b>	<b>\$ 705.06</b>	<b>\$ 603.75</b>	<b>\$ 445.04</b>	<b>\$</b>	<b>\$ 52.00</b>	<b>\$ 4,948.75</b>
	Name/Anc/Name	Ex. Board Meeting	01/02/81	45058	290.00	83.40	84.00	16.00		26.70	500.10
	Name/Atlanta, GA/Name	ANSA Meeting	02/15/81	45659		59.34		5.50	140.00		204.84
	Name/Anc/Name	ALASBO	04/27/81	46480		82.00	135.52	9.00		2.50	229.02
	Name/Anc/Name	Staff Rscr	06/01/81	46884	<u>304.00</u>	<u>16.65</u>	<u>44.00</u>	<u>10.40</u>			<u>375.05</u>
<b>Total FY81 Out-of-District Travel</b>					<b><u>3,736.40</u></b>	<b><u>946.45</u></b>	<b><u>867.27</u></b>	<b><u>485.94</u></b>	<b><u>140.00</u></b>	<b><u>81.20</u></b>	<b><u>6,257.26</u></b>
<b>Total FY81 In-District Travel</b>					<b><u>1,071.69</u></b>	<b><u>23.79</u></b>	<b><u>40.00</u></b>				<b><u>1,135.48</u></b>
<b>Total Travel</b>					<b><u>\$4,808.09</u></b>	<b><u>\$ 970.24</u></b>	<b><u>\$ 907.27</u></b>	<b><u>\$ 485.94</u></b>	<b><u>\$ 140.00</u></b>	<b><u>\$ 81.20</u></b>	<b><u>\$ 7,392.74</u></b>
<b>FY82 Out-of-District Travel</b>											
	Name/Anc/Name	Nat. Sch. Lunch Prog.	08/11/81	47460	\$ 328.00	\$ 87.00	\$ 149.05	\$ 125.73		\$	\$ 689.78
	Name/Anc/Name	Legislative Committee	08/26/81	47637	342.00	135.75	112.85	27.00			617.60
	Name/Anc/Name	DOE - Chapter 134	12/16/81	49156	336.00	42.75	47.61	33.20			457.56
	Name/Anc/Name	Pupil Trans. Wkshp.	01/14/82	49479	334.00	82.00	155.52	97.41			668.93
	URIK/Anc/URIK	ALASBO Convention	05/13/82	51017	255.00	275.00	636.88	411.30		37.99	1,616.17
	Dayton/URIK/Dayton	Staffing and Budget	06/17/82	51348	1,307.85	150.00	149.55	91.40			1,698.80
	URIK/Anc/URIK	Relocation D.O.	06/29/82	51524	466.00	181.87	173.34	18.60			839.81
	URIK/Anc/URIK	Review Insurance	06/29/82	51601	<u>296.00</u>	<u>44.60</u>	<u>49.68</u>				<u>390.28</u>
<b>Total FY82 Out-of-District Travel</b>					<b><u>3,662.85</u></b>	<b><u>998.97</u></b>	<b><u>1,474.48</u></b>	<b><u>804.64</u></b>		<b><u>37.99</u></b>	<b><u>6,978.93</u></b>
<b>Total FY82 In-District Travel</b>					<b><u>155.00</u></b>						<b><u>155.00</u></b>
<b>Total Travel</b>					<b><u>\$3,817.85</u></b>	<b><u>\$ 998.97</u></b>	<b><u>\$1,474.48</u></b>	<b><u>\$ 804.64</u></b>		<b><u>\$ 37.99</u></b>	<b><u>\$ 7,133.93</u></b>

BERING STRAIT SCHOOL DISTRICT  
 SCHEDULE OF TRAVEL - OTHER KEY PERSONNEL  
 FY81, FY82 and FY83 (through 12/31/82)

<u>Travel Dates</u>	<u>Destination</u>	<u>Purpose of Trip</u>	<u>Voucher Date</u>	<u>Voucher Number</u>	<u>Airfare</u>	<u>Food</u>	<u>Lodging</u>	<u>Taxi Auto</u>	<u>Other</u>	<u>Totals</u>
FY83 Out-of-District Travel										
UNK/Anc/UNK		Anc. BIA Upgrade	07/13/82	52100	\$ 466.00	\$ 60.65	\$ 32.40	\$ 18.00	\$ 4.80	\$ 581.85
UNK/Anc/Juneau/UNK		Engineer and Attorney/EMA	10/06/82	53081	761.59	193.05	185.20	104.14		1,243.98
UNK/Anc/Juneau/UNK		State Fin. Comm.	10/06/82	53081	304.00	180.00	149.04	147.70		780.74
UNK/Anc/UNK		State Fin. Comm./Holden and Associates	10/27/82	53365	229.00	120.00	116.66	55.62	22.80	544.08
UNK/Atlanta/UNK		SBO Official	11/01/82	43722	1,417.00	270.00	565.81	107.00	78.70 (e)	2,438.51
UNK/Anc/UNK		Dionede Const. Meeting	12/17/82	54461	229.00	355.90	237.60	210.00	19.08	1,351.18
UNK/Anc/Juneau/UNK		Financial Planning	01/25/83	54788	555.00	270.00	572.52	396.26	11.08	1,804.86
Total FY83 Out-of District Travel					<u>3,961.59</u>	<u>1,449.20</u>	<u>1,859.23</u>	<u>1,038.72</u>	<u>136.46</u>	<u>8,445.20</u>
Total FY83 In-District Travel					<u>581.11</u>					<u>581.11</u>
Total Travel					<u>\$4,542.70</u>	<u>\$1,449.20</u>	<u>\$1,859.23</u>	<u>\$1,038.72</u>	<u>\$ 136.46</u>	<u>\$ 9,026.31</u>

Other - (e) lunch guests

BERING STRAIT SCHOOL DISTRICT  
 SCHEDULE OF TRAVEL - OTHER KEY PERSONNEL  
 FY81, FY82 and FY83 (through 12/31/82)

<u>Travel Dates</u>	<u>Destination</u>	<u>Purpose of Trip</u>	<u>Voucher Date</u>	<u>Voucher Number</u>	<u>Airfare</u>	<u>Food</u>	<u>Lodging</u>	<u>Taxi auto</u>	<u>Regis- tration</u>	<u>Other</u>	<u>Totals</u>
DIRECTOR OF ADMINISTRATION											
FY83 Out-of-District Travel											
Missoula/Chicago/Missoula		ASA Wksp/Computer Wksp.	08/05/82	52108	\$ 518.00	\$ 67.05	\$ 125.91	\$ 150.09	\$ 285.55	\$	\$ 1,146.60
URK/Anc/URK		Met at DOT/TF	10/18/82	53257	304.00	75.22	89.46	129.53		20.72	618.93
URK/Anc/URK		Re: Construction	11/22/82	53739	332.00	166.55	226.80	13.00		20.01	759.16
URK/Anc		Jury for Diocese Const.	12/09/82	54250	229.00	116.10	267.41	10.00		11.33	633.84
URK/Anc/URK		Diocese Const.	01/12/83	54648	532.00	43.24	384.00	189.95			1,149.19
Total FY83 Out-of-District Travel					<u>1,915.00</u>	<u>468.16</u>	<u>1,093.58</u>	<u>492.57</u>	<u>285.55</u>	<u>52.86</u>	<u>4,307.72</u>
Total FY83 In-District Travel					<u>2,846.19</u>	<u>99.27</u>					<u>2,945.46</u>
Total Travel					<u>\$4,761.19</u>	<u>\$ 567.43</u>	<u>\$1,093.58</u>	<u>\$ 492.57</u>	<u>\$ 285.55</u>	<u>\$ 52.86</u>	<u>\$ 7,253.18</u>
DIRECTOR OF CURRICULUM AND INSTRUCTION											
FY83 Out-of-District Travel											
Chicago		ASA Wksp/Computer Wksp.	08/23/82	52379	\$	\$ 79.65	\$ 125.91	\$	\$		\$ 205.56
URK/Anc/URK		Region I Sch. Act. Assoc.	10/13/82	53154	304.00	37.50	89.10				430.60
URK/Seattle/URK		IA School Accred.	12/15/82	54376	687.35	194.79	229.50	67.50	20.00		1,199.14
Total FY83 Out-of-District Travel					<u>991.35</u>	<u>311.94</u>	<u>444.51</u>	<u>67.50</u>	<u>20.00</u>		<u>1,035.30</u>
Total FY83 In-District Travel					<u>767.42</u>						<u>767.42</u>
Total Travel					<u>\$1,758.77</u>	<u>\$ 311.94</u>	<u>\$ 444.51</u>	<u>\$ 67.50</u>	<u>\$ 20.00</u>		<u>\$ 2,602.72</u>

HERING STRAIT SCHOOL DISTRICT  
 SCHEDULE OF TRAVEL - OTHER KEY PERSONNEL  
 FY81, FY82 and FY83 (Through 12/31/82)

<u>Travel Dates</u>	<u>Destination</u>	<u>Purpose of Trip</u>	<u>Voucher Date</u>	<u>Voucher Number</u>	<u>Airfare</u>	<u>Food</u>	<u>Lodging</u>	<u>Taxi Auto</u>	<u>Regis- tration</u>	<u>Other</u>	<u>Totals</u>
DIRECTOR OF SPECIAL EDUCATION											
FY81 Out-of-District Travel											
To 12/31/80											
					\$ 870.00	\$ 88.80	\$ 129.60	\$ 217.23			\$ 1,305.63
	UNK/Los Angeles/UNK	Rural CA Meeting	01/26/81	45318		150.00	242.54	200.27			592.81
	None/None/None	DOE Meeting	04/01/81	46182		100.35	237.60	137.04			474.99
	None/Sitka/None	Sp. Ed. Dir. Conf.	05/26/81	46822		146.76	308.00	21.05			475.81
	None/None/None	Title I Workshop	05/26/81	46823		86.15	164.00	123.28			373.43
	Total FY81 Out-of-District Travel				<u>870.00</u>	<u>572.06</u>	<u>1,081.74</u>	<u>698.97</u>			<u>3,222.67</u>
	Total FY81 In-District Travel				<u>770.00</u>	<u>213.95</u>					<u>983.95</u>
	Total Travel				<u>\$1,640.00</u>	<u>\$ 786.01</u>	<u>\$1,081.74</u>	<u>\$ 698.97</u>			<u>\$ 4,206.62</u>
FY82 Out-of-District Travel											
	None/None/None	Sp. Ed. Conference	11/19/81	48825	\$ 328.00	\$ 11.15	\$ 272.41	\$ 158.02	\$ 15.00		\$ 784.58
	Total FY82 In-District Travel				<u>537.26</u>						<u>537.26</u>
	Total Travel				<u>\$ 865.26</u>	<u>\$ 11.15</u>	<u>\$ 272.41</u>	<u>\$ 158.02</u>	<u>\$ 15.00</u>		<u>\$ 1,321.84</u>
FY83 Out-of-District Travel and Total											
	UNK/None/UNK	Sp. Ed. Dir. Meeting	10/27/82	53381	\$ 304.00	\$ 150.00	\$ 275.00	\$ 20.00			\$ 749.00

- 00 -

BEJUNG STRAIT SCHOOL DISTRICT  
 SCHEDULE OF TRAVEL - OTHER KEY PERSONNEL  
 FY81, FY82 and FY83 (Through 12/31/82)

<u>Travel Dates</u>	<u>Destination</u>	<u>Purpose of Trip</u>	<u>Voucher Date</u>	<u>Voucher Number</u>	<u>Airfare</u>	<u>Food</u>	<u>Lodging</u>	<u>Taxi Auto</u>	<u>Registration</u>	<u>Other</u>	<u>Totals</u>
DIRECTOR OF BILINGUAL/BICULTURAL EDUCATION											
Total FY81 Out-of-District Travel					\$ 749.72						\$ 749.72
Total FY81 In-District Travel					<u>932.25</u>						<u>932.25</u>
Total Travel					<u>\$1,681.97</u>						\$ <u>1,681.97</u>
FY82 Out-of-District Travel											
	Kam/Las Vegas/Lamu	ASCD-NCS* Meeting	01/14/82	48900	\$ 712.82						\$ 712.82
Total FY82 In-District Travel					<u>102.50</u>						<u>102.50</u>
Total Travel					\$ <u>815.32</u>						\$ <u>815.32</u>
<i>FY83 Not included on schedule</i>											
DIRECTOR OF TRANSFORMATION											
FY83 Out-of-District Travel											
	Anc/Seattle	Re: Construction	08/23/82	52328	\$ 516.92	\$ 25.00	4 130.28	\$ 10.00			\$ 682.20
	UNK/Seattle/ANK	MW School Accred.	12/13/82	54322	<u>824.62</u>	<u>142.00</u>	<u>207.26</u>	<u>58.00</u>	<u>20.00</u>		<u>1,251.08</u>
Total FY83 Out-of-District Travel					<u>\$1,341.54</u>	\$ <u>167.00</u>	\$ <u>337.54</u>	\$ <u>68.00</u>	\$ <u>20.00</u>		\$ <u>1,934.08</u>

Offered: 5/19/83  
Referred: Finance

Original sponsors: Tischer, Adams and  
Abood by request

1 IN THE HOUSE

BY THE HEALTH, EDUCATION AND  
SOCIAL SERVICES COMMITTEE

2

CS FOR HOUSE BILL NO. 384 (HESS)

3

IN THE LEGISLATURE OF THE STATE OF ALASKA

4

THIRTEENTH LEGISLATURE - FIRST SESSION

5

A BILL

6

For an Act entitled: "An Act relating to chief school administrators; and  
7 providing for an effective date."

8

BE IT ENACTED BY THE LEGISLATURE OF THE STATE OF ALASKA:

9

\* Section 1. AS 14.14.130 is amended by adding new subsections to read:

10

(d) A chief school administrator for a regional educational

11

attendance area may not accept any other employment during the school

12

year. Notwithstanding AS 14.20.230, the salary, including cost-of-

13

living and longevity adjustments and the monetary value of all bene-

14

fits received, may not in the aggregate exceed the base monthly salary

15

of the governor under AS 39.20.010 as adjusted under AS 39.27.020

16

unless approved by the regional school board and the legislative

17

budget and audit committee.

18

(e) A contract with a chief school administrator for a regional

19

educational attendance area may not provide for deferred benefits

20

following termination of employment except for deferred benefits

21

equivalent to those deferred benefits available to all certified

22

employees of the district.

23

(f) A chief school administrator for a regional educational

24

attendance area may take sabbatical leave only if the leave is ap-

25

proved by the regional school board and the legislative budget and

26

audit committee. The chief school administrator for a regional

27

educational attendance area may not receive more than one-half salary

28

during absence for sabbatical. If the chief school administrator for

29

a regional educational attendance area is not employed by the district

1 for three consecutive years upon returning from sabbatical, unless in-  
2 capacitated due to medical reasons approved by the regional school  
3 board and the legislative budget and audit committee, one-third of the  
4 total compensation paid by the district during sabbatical must be  
5 repaid for each year not served upon returning.

6 (g) A contract issued to the chief school administrator for a  
7 regional educational attendance area may not exceed three years in  
8 duration and negotiations for renewal of a contract may not begin more  
9 than 180 days before the contract expires.

10 \* Sec. 2. AS 14.20.150 is amended by adding a new subsection to read:

11 (c) A chief school administrator for a regional educational  
12 attendance area does not acquire tenure rights under this section.

13 \* Sec. 3. AS 14.20.160 is amended to read:

14 Sec. 14.20.160. LOSS OF TENURE RIGHTS. Tenure rights are lost  
15 when the teacher's employment in the district is interrupted or termi-  
16 nated, or when the teacher reaches the age of 65 or when the teacher  
17 accepts employment as a chief school administrator for a regional  
18 educational attendance area.

19 \* Sec. 4. This Act takes effect immediately in accordance with AS 01.-  
20 10.070(c).

Introduced: 4/28/83  
Referred: Health, Education and  
Social Services and Finance

BY TISCHER, ADAMS  
AND AEJOD BY REQUEST

1 IN THE HOUSE

2 HOUSE BILL NO. 384

3 IN THE LEGISLATURE OF THE STATE OF ALASKA

4 THIRTEENTH LEGISLATURE - FIRST SESSION

5 A BILL

6 For an Act entitled: "An Act relating to chief school administrators; and  
7 providing for an effective date."

8 BE IT ENACTED BY THE LEGISLATURE OF THE STATE OF ALASKA:

9 \* Section 1. AS 14.14.130 is amended by adding new subsections to read:

10 (d) A person employed as the chief school administrator may not  
11 accept any other employment during the school year. The salary,  
12 including cost of living and longevity adjustments and with the mone-  
13 tary value of all benefits received, may not in the aggregate exceed  
14 the base monthly salary of the governor under AS 39.20.010 unless  
15 approved by the school board and the municipality assembly, or if  
16 there is no municipal assembly by the state board of education.

17 (e) A contract with a person employed as the chief school admin-  
18 istrator may not provide for deferred benefits following termination  
19 employment except for those deferred benefits available to all certi-  
20 fied employees of the district.

21 (f) A person employed as the chief school administrator may not  
22 be absent from the district for more than 10 consecutive calendar days  
23 while school is in session unless the purpose of the absence is to  
24 receive medical treatment or unless the absence is approved by the  
25 school board and the municipal assembly, or if there is no municipal  
26 assembly by the state board of education.

27 (g) A person employed as the chief school administrator may take  
28 sabbatical leave only if the leave is approved by the school board and  
29 the municipal assembly, or if there is no municipal assembly by the

Introduced: 4/28/83  
Referred: Health, Education and  
Social Services and Finance

BY TISCHER, ADAMS  
AND ABOOD BY REQUEST

1 IN THE HOUSE

2 HOUSE BILL NO. 384

3 IN THE LEGISLATURE OF THE STATE OF ALASKA

4 THIRTEENTH LEGISLATURE - FIRST SESSION

5 A BILL

6 For an Act entitled: "An Act relating to chief school administrators; and  
7 providing for an effective date."

8 BE IT ENACTED BY THE LEGISLATURE OF THE STATE OF ALASKA:

9 \* Section 1. AS 14.14.130 is amended by adding new subsections to read:

10 (d) A person employed as the chief school administrator may not  
11 accept any other employment during the school year. The salary,  
12 including cost of living and longevity adjustments and with the mone-  
13 tary value of all benefits received, may not in the aggregate exceed  
14 the base monthly salary of the governor under AS 39.20.010 unless  
15 approved by the school board and the municipality assembly, or if  
16 there is no municipal assembly by the state board of education.

17 (e) A contract with a person employed as the chief school admin-  
18 istrator may not provide for deferred benefits following termination  
19 employment except for those deferred benefits available to all certi-  
20 fied employees of the district.

21 (f) A person employed as the chief school administrator may not  
22 be absent from the district for more than 10 consecutive calendar days  
23 while school is in session unless the purpose of the absence is to  
24 receive medical treatment or unless the absence is approved by the  
25 school board and the municipal assembly, or if there is no municipal  
26 assembly by the state board of education.

27 (g) A person employed as the chief school administrator may take  
28 sabbatical leave only if the leave is approved by the school board and  
29 the municipal assembly, or if there is no municipal assembly by the

1 state board of education. The chief school administrator may not  
2 receive more than one-half salary during absence for sabbatical. If  
3 the chief school administrator is not employed by the district for  
4 three consecutive years upon returning from sabbatical, unless in-  
5 capacitated due to medical reasons approved by the school board and  
6 the municipal assembly, or if there is no municipal assembly by the  
7 state board of education, all monies paid by the district during  
8 sabbatical must be repaid.

9 (h) A contract issued to the chief school administrator may not  
10 exceed three years in duration and may not be renegotiated or renewed  
11 prior to 120 days before its expiration.

12 \* Sec. 2. This Act takes effect immediately in accordance with AS 01.-  
13 10.070(c).