

LEG. FINANCE - BILLS 1983 - 1984 1859

HB 202 - HB 203

Introduced: 2/15/83
Referred: State Affairs
and Finance

1 IN THE HOUSE

BY / MS AND LISKA

2

HOUSE BILL NO. 202

3

IN THE LEGISLATURE OF THE STATE OF ALASKA

4

THIRTEENTH LEGISLATURE - FIRST SESSION

5

A BILL

6 For an Act entitled: "An Act increasing the liquor tax; and providing for
7 an effective date."

8 BE IT ENACTED BY THE LEGISLATURE OF THE STATE OF ALASKA:

9 * Section 1. AS 43.60.010(a) is amended to read:

10 (a) Every brewer, distiller, bottler, jobber, retailer, whole-
11 saler, or manufacturer who sells alcoholic beverages [INTOXICATING
12 LIQUORS] in the state or who consigns shipments of alcoholic beverages
13 [INTOXICATING LIQUORS] into the state, whether or not the alcoholic
14 beverages [LIQUORS] are brewed, distilled, bottled, or manufactured in
15 the state, shall pay on all malt beverages (alcoholic content of one
16 percent or more by volume), wines, and hard or distilled alcoholic
17 beverages [LIQUORS], the following taxes: (1) malt beverages at the
18 rate of 32-1/2 [25] cents a gallon or fraction of a gallon; (2) wine
19 or other beverages [LIQUOR] of 21 percent alcohol by volume or less,
20 at the rate of \$1 [60 CENTS] a gallon or fraction of a gallon; and (3)
21 other beverages [LIQUORS] having a content of more than 21 percent
22 alcohol by volume at the rate of \$5.75 [\$4] a gallon.

23 * Sec. 2. The increase in taxes under sec. 1 of this Act takes effect
24 on the first day of the month after the month in which this Act takes
25 effect.

26 * Sec. 3. To be consistent, wherever in AS 43.60 the phrases "intoxi-
27 cating liquor" or "intoxicating liquors" appear, the revisor of statutes
28 shall substitute "alcoholic beverage" or "alcoholic beverages".

29 * Sec. 4. This Act takes effect immediately in accordance with

1 AS 01.10.070(c).

STATE OF ALASKA
PRELIMINARY STATEMENT OF FISCAL IMPACT

RECEIVED
MAR 1 1983

Bill No: HB 202 Date on Bill: 2/15/83
 Title: An act increasing the liquor tax.
 Sponsor: Adams
 Requestor: House State Affairs

1. Estimated fiscal impacts on:

a. Expenditures:

(Thousands of Dollars)

	FY 83	FY 84	FY 85	FY 86
Capital				
Operating				
Total				

b. Revenues:

Revenue	-0-	2.1 mill	3.9 mill	
---------	-----	----------	----------	--

2. Source of funds to offset fiscal impact of bill:

3. Assumptions:

The analysis assumes the new tax rates become effective July 1, 1983.

4. Disclaimer:

This statement has not been reviewed by the OMB in the Office of the Governor. It therefore does not represent the final estimate of fiscal impact.

Prepared By: Maria Belafante Phone: 465-2700
 Division: Comm. Office Date: 2/28/83
 Approved by Commissioner: Robert E. Hart Date: 2/28/83
 Department: Revenue

5. Distribution:

- Original to Legislative Finance
- Copy to OMB
- Copy to Sponsor
- Copy to Requestor

2/15/83



Official Business

Alaska State Legislature

House of Representatives

Al Adams
Chairman
Committee on Finance

WHILE IN SESSION
Pouch V.
State Capitol
Juneau, Alaska 99811
(907) 465-3706

OUT OF SESSION
P.O. Box 333
Kotzebue, Alaska 99752
(907) 442-3320

1024 W. 6th
Anchorage, Alaska 99501
(907) 274-0615

March 2, 1983

MEMORANDUM

TO: Representative Mitch Abood, Chairman
House State Affairs

FROM: Representative Al Adams

SUBJECT: House Bill 202 - Increasing the Liquor Tax

I appreciate your prompt scheduling of House Bill 202 and wanted to take this opportunity to provide you with a few explanatory details.

HB 202 increases the state liquor tax, which has not been raised since 1964, as follows:

- malt beverages from 25¢ per gallon to 32½¢ (a 30% increase amounting to approximately a 4¢ increase per six pack of beer);
- wine from 60¢ to \$1.00 (a 66% increase which will amount to approximately 32¢ per three liter of bottle of wine); and
- hard liquor from \$4.00 per gallon to \$5.75 (a 44% increase amounting to about 23¢ on a half liter of whiskey).

According to the Department of Revenue, the additional taxes generated from this legislation is estimated at \$2,100,000 in FY 84 and \$3,900,000 in FY 85, resulting in total revenues of \$14,600,000 and \$16,900,000 respectively.

STATE OF ALASKA
PRELIMINARY STATEMENT OF FISCAL IMPACT

Bill No: HB 202 Date on Bill: 2/15/83
 Title: An act increasing the liquor tax.
 Sponsor: Adams
 Requestor: House State Affairs

1. Estimated fiscal impacts on:

a. Expenditures:

(Thousands of Dollars)

			FY 83	FY 84	FY 85	FY 86		
Capital								
Operating								
Total								

b. Revenues:

Revenue			-0-	2.1 mill	3.9 mill			
---------	--	--	-----	----------	----------	--	--	--

2. Source of funds to offset fiscal impact of bill:

3. Assumptions:

The analysis assumes the new tax rates become effective July 1, 1983.

4. Disclaimer:

This statement has not been reviewed by the OMB in the Office of the Governor. It therefore does not represent the final estimate of fiscal impact.

Prepared By: Mary Belfield Phone: 465-2300
 Division: Comm. Office Date: 2/28/83

Approved by Commissioner: Robert E. Lentz Date: 2/28/83
 Department: Revenue

5. Distribution:

- Original to Legislative Finance
- Copy to OMB
- Copy to Sponsor
- Copy to Requestor

2/15/83

General Fund Unrestricted Revenues

In Thousands of Current Dollars

	FY 1982 Actual January	FY 1983 Estimate January	FY 1984 Estimate January	FY 1985 Estimate January
<u>Taxes</u>				
<u>Income</u>				
Corporate-General	34,800	-0-	-0-	-0-
Corporate-Petroleum	668,900	-0-	-0-	-0-
Corporate (1)	-0-	235,000	272,000	295,000
<u>Gross Receipts</u>				
Alaska Business License	5,500	5,800	6,000	6,300
Fish-Canned Salmon	8,600	5,000	5,000	5,000
Fish-Shorebased	8,700	9,000	9,000	9,000
Fish-Floating	5,500	5,500	5,500	5,500
Seafood Marketing (2)	-0-	1,000	1,000	1,000
Salmon Enhancement	2,400	2,400	2,400	2,400
Insurance Companies	12,500	14,500	17,000	20,000
Electric and Telephone Co-ops	1,200	1,300	1,300	1,300
Mining License Tax	200	200	200	300
<u>Severance</u>				
Oil & Gas Production(3)(4)	1,581,100	1,528,800	1,197,300	1,219,700
Oil & Gas Conservation	600	800	700	700
<u>Property</u>				
Oil & Gas(5)(6)	142,700	148,600	153,200	158,000
<u>Sale/Use</u>				
Alcoholic Beverages	9,000	12,000	12,500	13,000
Fuel Taxes-Aviation	6,300	5,100	5,400	5,500
Fuel Taxes-Highway	20,300	21,000	22,000	23,000
Fuel Taxes-Marine	3,700	3,800	4,000	4,200
Tobacco Products	1,900	2,000	2,000	2,000
<u>Other</u>				
Estate	300	500	500	500
Total Taxes	2,514,200	2,002,300	1,717,000	1,772,400
<u>Licenses & Permits</u>				
Business	10,800	11,000	12,000	12,500
Non-Business	13,000	13,000	13,500	14,000
Total Licenses & Permits	23,800	24,000	25,500	26,500
<u>Intergovernmental Receipts</u>				
Federal Shared Revenues(7)(8)(9)	21,700	26,600	10,000	10,000
<u>State Resource Revenue</u>				
<u>Sale/Use</u>				
Bonus Sales(7)(10)(11)	5,000	26,100	-0-	-0-
Investment Earnings(12)	324,700	300,000	100,000	100,000
Rents(7)(10)(11)	3,500	4,000	4,000	4,000
Royalties(4)(7)(13)	1,157,300	1,119,400	883,500	912,000
Sale of State Property	5,200	5,500	5,500	5,500
Gravel, Timber, etc.(14)	1,200	5,500	2,000	2,000

STATE OF ALASKA
FISCAL NOTE

Rec'd 5-9-83
H7
Revision Date , 1983

I. REQUEST

Bill/Resolution No: 5 CSHB 202 (Jud)
Title: Increasing liquor tax.
Sponsor: Judiciary Committee
Requestor: Judiciary Committee

II. FISCAL DETAIL

Agency Affected: Revenue
Program Category Affected:
BRU, Program of Subprogram(s) Affected:

EXPENDITURES/REVENUES: (Thousands of Dollars)

	FY 83	FY 84	FY 85	FY 86	FY 87	FY 88
OPERATING						
100 PERSONAL SERVICES	-	-	-	-	-	-
200 TRAVEL	-	-	-	-	-	-
300 CONTRACTUAL	-	-	-	-	-	-
400 COMMODITIES	-	-	-	-	-	-
500 EQUIPMENT	-	-	-	-	-	-
600 LANDS & STRUCTURES	-	-	-	-	-	-
700 GRANTS, CLAIMS, ETC.	-	-	-	-	-	-
TOTAL OPERATING	-	-	-	-	-	-
CAPITAL	-	-	-	-	-	-
REVENUE	-	-	-	-	-	-

FUNDING: (Thousands of Dollars)

GENERAL FUND	-	+2000	+3750	+5100	+5300	+5600
FEDERAL FUNDS	-	-	-	-	-	-
OTHER (Specify Source)	-	-	-	-	-	-

POSITIONS:

FULL-TIME	-	-	-	-	-	-
PART-TIME	-	-	-	-	-	-
TEMPORARY	-	-	-	-	-	-

III. SOURCE OF FUNDS TO OFFSET FISCAL IMPACT OF BILL:

OFFICE OF
MANAGEMENT & BUDGET
MAY 6 1983

IV. ANALYSIS: Attach a separate page for any Analysis.

BUDGET REVIEW

Prepared By: Vincent D. Wright
Division: Revenue - Research

Phone: 465-2174
Date: 4/28/83

Approved by Commissioner: J. Donohue
Department: Revenue

Date: 5/6/83

Distribution:

- Original to Legislative Finance
- Copy to Office of Management and Budget (for Legislature introduced bills)
- Copy to Department (for Governor introduced bills)
- Copy to Sponsor
- Copy to Requestor (if different from Sponsor)

Offered: 4/27/83
Referred: Finance

Original sponsors: Adams and Liska

1 IN THE HOUSE BY THE JUDICIARY COMMITTEE
2 SENATE CS FOR HOUSE BILL NO. 202(Judiciary)
3 IN THE LEGISLATURE OF THE STATE OF ALASKA
4 THIRTEENTH LEGISLATURE - FIRST SESSION
5 A BILL
6 For an Act entitled: "An Act increasing the liquor tax; and providing for
7 an effective date."

8 BE IT ENACTED BY THE LEGISLATURE OF THE STATE OF ALASKA:

9 * Section 1. AS 43.60.010(a) is amended to read:

10 (a) Every brewer, distiller, bottler, jobber, retailer, whole-
11 saler, or manufacturer who sells alcoholic beverages [INTOXICATING
12 LIQUORS] in the state or who consigns shipments of alcoholic beverages
13 [INTOXICATING LIQUORS] into the state, whether or not the alcoholic
14 beverages [LIQUORS] are brewed, distilled, bottled, or manufactured in
15 the state, shall pay on all malt beverages (alcoholic content of one
16 percent or more by volume), wines, and hard or distilled alcoholic
17 beverages [LIQUORS], the following taxes: (1) malt beverages at the
18 rate of 35 [25] cents a gallon or fraction of a gallon; (2) wine or
19 other beverages [LIQUOR] of 21 percent alcohol by volume or less, at
20 the rate of 85 [60] cents a gallon or fraction of a gallon; and (3)
21 other beverages [LIQUORS] having a content of more than 21 percent
22 alcohol by volume at the rate of \$5.60 [\$4] a gallon.

23 * Sec. 2. The increase in taxes under sec. 1 of this Act takes effect
24 on the first day of the month after the month in which this Act takes
25 effect.

26 * Sec. 3. To be consistent, wherever in AS 43.60 the phrases "intoxi-
27 cating liquor" or "intoxicating liquors" appear, the revisor of statutes
28 shall substitute "alcoholic beverage" or "alcoholic beverages".

29 * Sec. 4. This Act takes effect immediately in accordance with

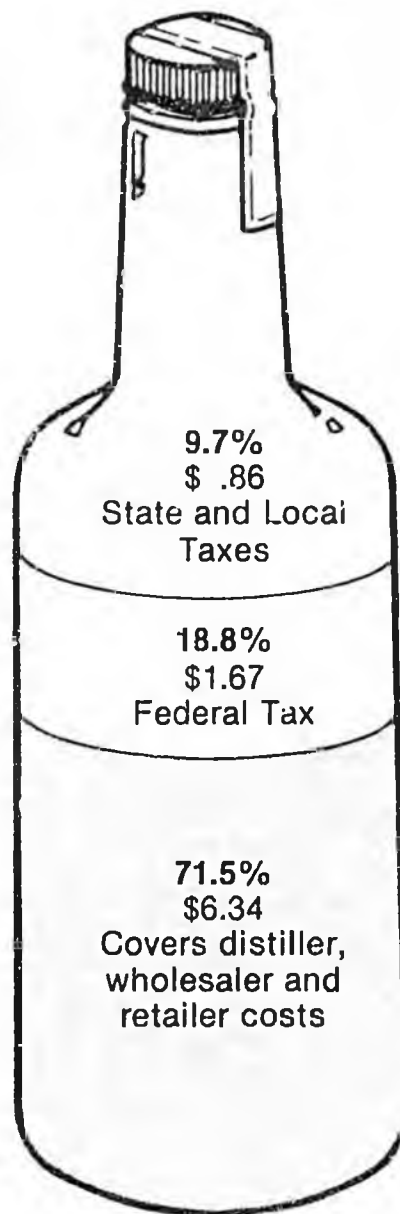
1 AS 01.10.070(c).

11/10/70

Excessive Tax Burden

Alaska

Out of the typical 1982 retail price of \$8.87 for a bottle of distilled spirits in Alaska . . .



} 28.5%
(\$2.53)
goes to
taxes

750 ml. bottle, 80 proof

provided by:

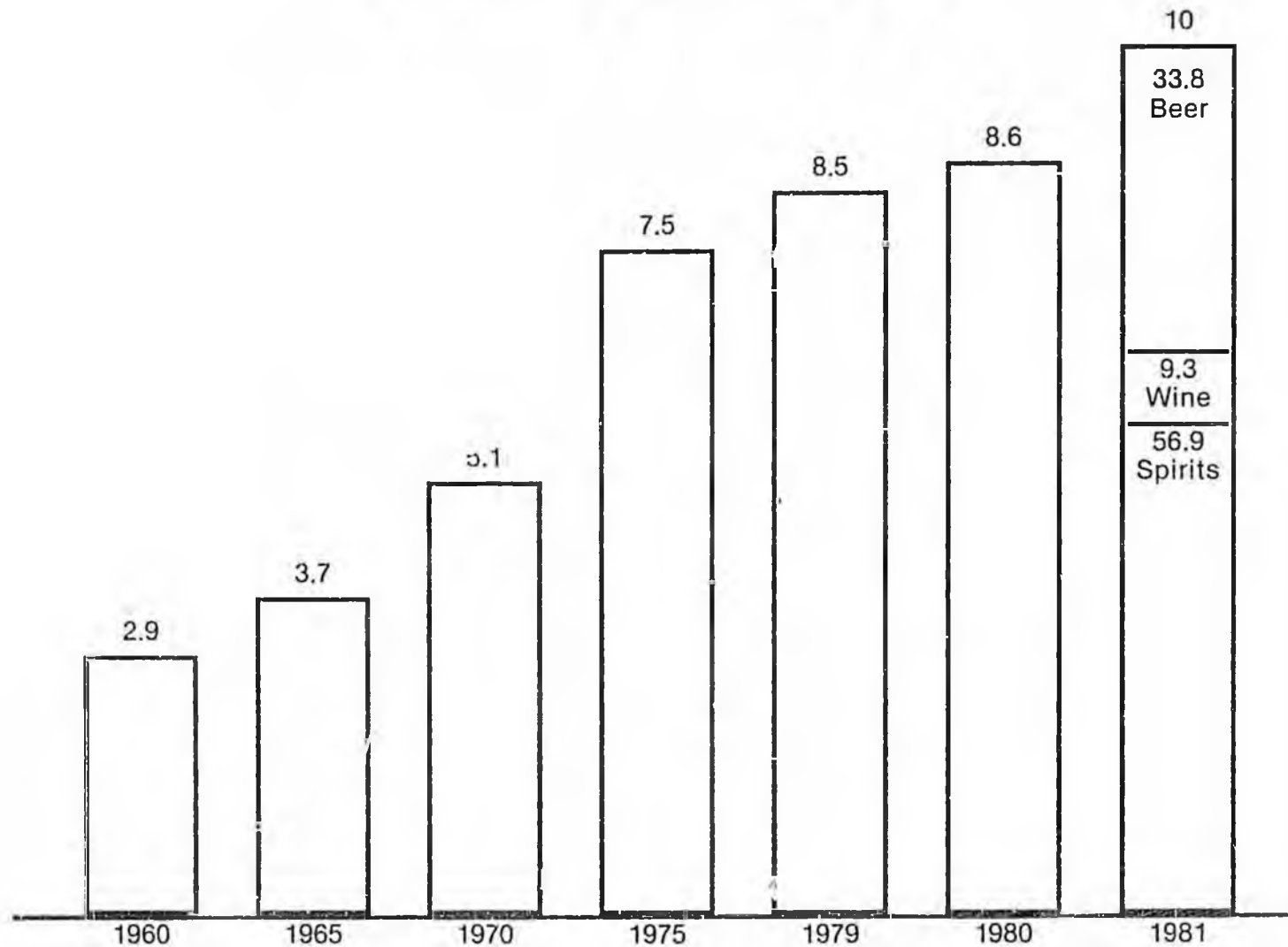
Distilled Spirits

Council of the U.S.

State and Local Revenues from Alcohol Beverages [Millions of Dollars]

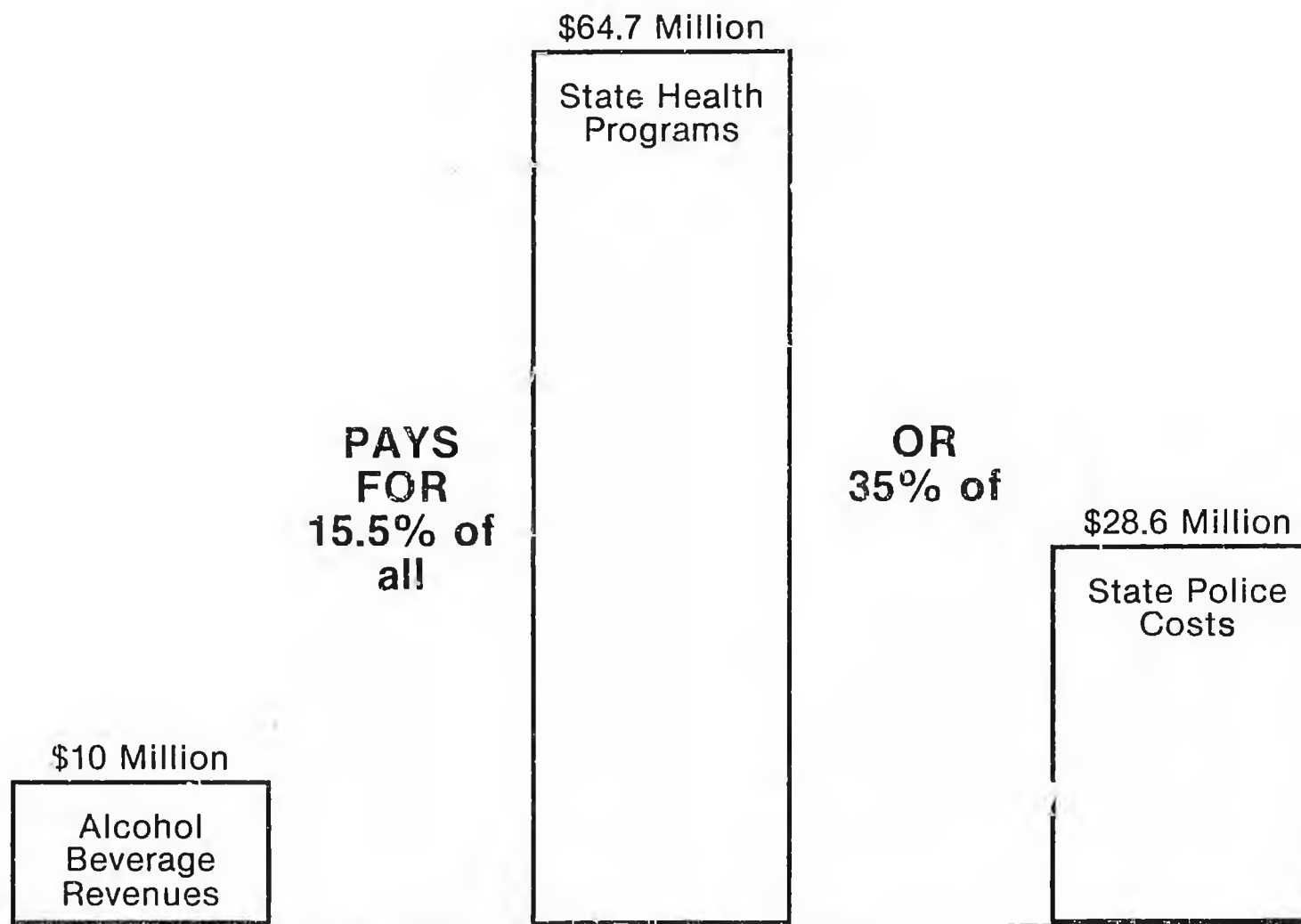
Alcohol beverages are an important revenue source in Alaska.

Of alcohol beverage revenues in Alaska, 56.9% comes from distilled spirits.



1981 State and Local Revenues From Alcohol Beverages Significant

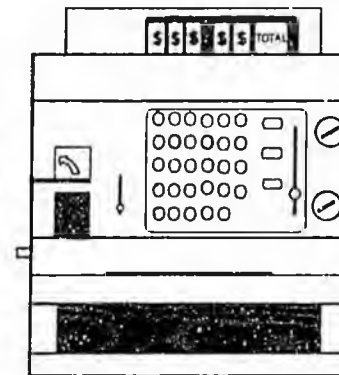

[Alaska]



Alcohol Beverage Industry Contributes:

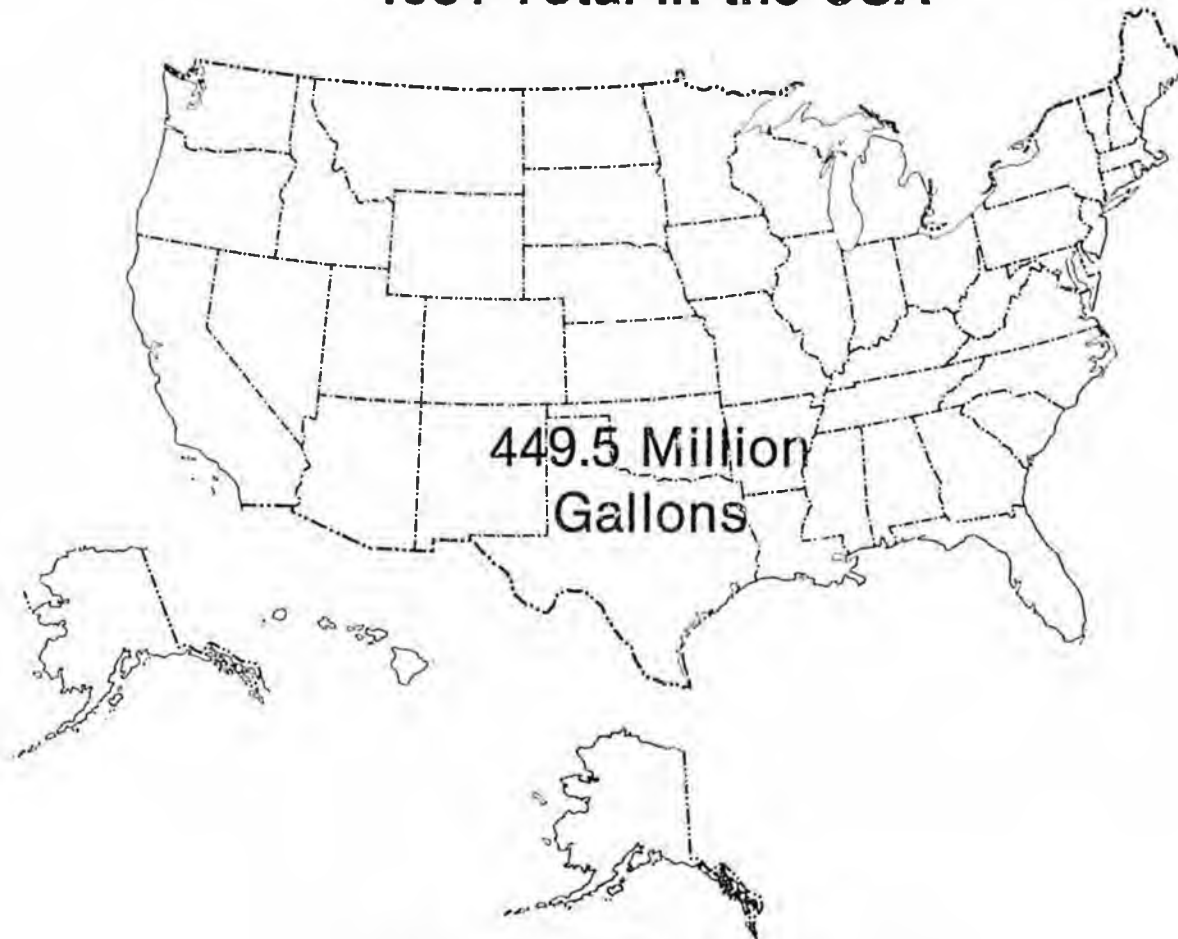
[To Alaska]

1981	1980	1980	1980
Revenues to State & Local Governments	Jobs	Payrolls & Profits	Retail Sales
\$10 Million	2,888	\$49.9 Million	\$268.5 Million



Distilled Spirits Consumption

1981 Total in the USA



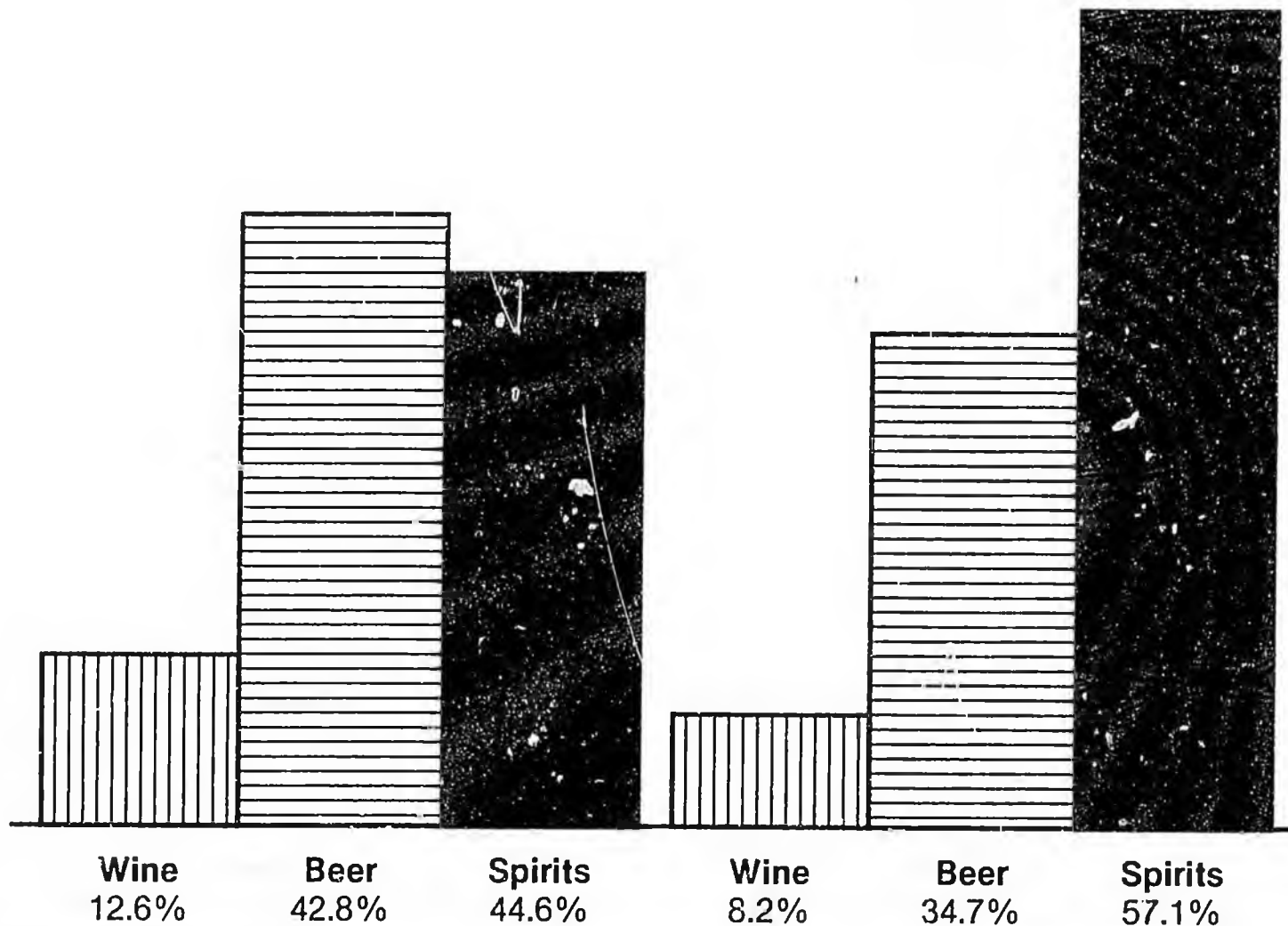
1981 Total in Alaska

1.36 Million Gallons

In Alaska, 44.6% of pure alcohol consumed in spirits
Yet distilled spirits paid 57.1% of state and local revenues
from alcohol beverages in 1980


Pure Alcohol Consumption
by Product

State and Local Tax Collections
by Product



Inequity of Alcohol Beverage Tax

[Alaska]



1.5 oz. spirits or
0.6 oz. alcohol

=



12 oz. beer or
0.6 oz. alcohol

=



5 oz. table wine or
0.6 oz. alcohol

=

Same
Amount
of
Pure
Alcohol

Revenue from
one cocktail

=

1.7 times the
revenue from one
can of beer

=

2 times the
revenue from one
glass of table wine

ALASKA FACT SHEET

Key Points

- o Alaska does not need the revenue that would be generated from an increase in the excise tax on spirits because they have a huge surplus in their state budget. Their present tax rate is the fourth highest among all License states, 44% above the national average, with taxes accounting for 29% of the typical retail bottle price of spirits.
- o The alcohol beverage industry yielded \$10 million to the Alaska treasury (excluding local taxes) in 1981, 56.9% from spirits alone.
- o Spirits sales generate 7 times more revenue than wine sales do even though by volume, spirits sales are only 6% higher than wine sales.
- o The full-time equivalent of 2,888 persons were employed by Alaska's beverage alcohol industry in 1980.
- o The beverage alcohol industry contributes \$50 million in payroll & profits, and \$269 million in retail sales to the Alaska economy.
- o The revenue per gallon of pure alcohol from spirits, \$9.93, is almost twice the amount of revenue per gallon of pure alcohol from wine and 58% greater than that from beer.
- o The Federal government has granted licenses for 13 small fuel-alcohol plants in Alaska; each is capable of producing up to 10,000 proof gallons annually. The potential exists that the alcohol might be diverted to produce illegal, non-taxed spirits.

CONTRIBUTION TO ALASKA TAX REVENUES

Year	Excise Tax Revenues (\$000)		As % of All Excises		Sales Tax & License Fees (\$000)		Total Tax Revenue from (\$000)		As % of Total Tax Revenues	
	Spirits	All Bev. Alcohol	Spirits	All Bev. Alcohol	Spirits	All Bev. Alcohol	Spirits	All Bev. Alcohol	Spirits	All Bev. Alcohol
1977	5,037	7,909	7.6%	12.0%	489	949	5,526	8,858	0.7%	1.1%
1978	4,735	7,610	6.9	11.1	507	1,006	5,242	8,616	0.9	1.5
1979	4,535	7,443	6.1	10.0	487	1,053	5,022	8,496	0.6	1.0
1980	4,517	7,601	8.3	14.0	462	1,029	4,979	8,630	0.3	0.6
1981	5,025	8,482	9.4	15.9	655	1,494	5,680	9,976	0.2	0.4

ALL BEVERAGE ALCOHOL CONTRIBUTION TO ALASKA ECONOMY

Year	Licenses Issued*	Employment**	Payroll** & Profits (\$000)	Retail Sales (\$000)
1972	1,004	1,506	14,677	82,474
1977	1,149	2,505	32,624	187,364
1978E	1,167	2,518	34,742	198,618
1979E	1,210	2,674	40,292	227,777
1980E	1,210	2,888	49,930	268,510

*Approximates number of establishments. Due to duplication, number of establishments may be less than number of licenses issued. Includes manufacturing, wholesale and retail.

**Includes full-time equivalent employees and payroll at retail.

Sources: Available upon request. E - Estimated.

U.S. PER CAPITA CONSUMPTION
DISTILLED SPIRITS
1981

<u>RANK IN CONSUMPTION</u>	<u>STATE OR DISTRICT</u>	<u>GALLONAGE PER CAPITA</u>
1	District of Columbia	5.97
2	Nevada	5.28
3	New Hampshire	4.72
4	Alaska	3.30
5	Delaware	2.74
6	Florida	2.61
7	Maryland	2.57
7	Vermont	2.57
9	Massachusetts	2.47
10	Colorado	2.42
11	Wisconsin	2.37
12	Connecticut	2.34
13	California	2.33
13	Wyoming	2.33
15	Minnesota	2.27
16	New Jersey	2.26
17	New York	2.23
18	Hawaii	2.21
19	North Dakota	2.14
20	Illinois	2.13
21	Rhode Island	2.07
22	Maine	2.02
22	Arizona	2.02
22	Washington	2.02
25	Georgia	1.99
25	South Carolina	1.99
25	Montana	1.99
28	South Dakota	1.98
29	Michigan	1.90
30	Louisiana	1.88
31	Oregon	1.78
32	Virginia	1.74
33	Nebraska	1.69
34	North Carolina	1.66
35	New Mexico	1.61
36	Texas	1.60
37	Oklahoma	1.59
38	Mississippi	1.55
39	Indiana	1.48
40	Idaho	1.45
41	Kentucky	1.43
42	Pennsylvania	1.42
43	Alabama	1.39
43	Missouri	1.39
45	Tennessee	1.38
46	Kansas	1.34
47	Iowa	1.33
48	Arkansas	1.30
48	Ohio	1.30
50	West Virginia	1.25
51	Utah	0.99

ALL AGES PER CAPITA

Source: Economics & Statistics Division
Distilled Spirits Council of
the United States, Inc.

Alaska State Legislature

House of Representatives

Al Adams
Chairman

Committee on Finance

WHILE IN SESSION
Pouch V
State Capitol
Juneau, Alaska 99811
(907) 465-3706

OUT OF SESSION
P.O. Box 333
Juneau, Alaska 99752
(907) 442-3320
1024 W. 6th
Anchorage, Alaska 99501
(907) 274-0615

COPY RECEIVED
MAR 4 1983



Official Business

March 2, 1983

MEMORANDUM

TO: Representative Mitch Abood, Chairman
House State Affairs

FROM: Representative Al Adams *AAA*

SUBJECT: House Bill 202 - Increasing the Liquor Tax

I appreciate your prompt scheduling of House Bill 202 and wanted to take this opportunity to provide you with a few explanatory details.

HB 202 increases the state liquor tax, which has not been raised since 1964, as follows:

- malt beverages from 25¢ per gallon to 32½¢ (a 30% increase amounting to approximately a 4¢ increase per six pack of beer);
- wine from 60¢ to \$1.00 (a 66% increase which will amount to approximately 32¢ per three liter of bottle of wine); and
- hard liquor from \$4.00 per gallon to \$5.75 (a 44% increase amounting to about 23¢ on a half liter of whiskey).

According to the Department of Revenue, the additional taxes generated from this legislation is estimated at \$2,100,000 in FY 84 and \$3,900,000 in FY 85, resulting in total revenues of \$14,600,000 and \$16,900,000 respectively.

General Fund Unrestricted Revenues

In Thousands of Current Dollars

	FY 1982 Actual January	FY 1983 Estimate January	FY 1984 Estimate January	FY 1985 Estimate January
<u>Taxes</u>				
<u>Income</u>				
Corporate-General	34,800	-0-	-0-	-0-
Corporate-Petroleum	668,900	-0-	-0-	-0-
Corporate (1)	-0-	235,000	272,000	295,000
<u>Gross Receipts</u>				
Alaska Business License	5,500	5,800	6,000	6,300
Fish-Canned Salmon	8,600	5,000	5,000	5,000
Fish-Shorebased	8,700	9,000	9,000	9,000
Fish-Floating	5,500	5,500	5,500	5,500
Seafood Marketing (2)	-0-	1,000	1,000	1,000
Salmon Enhancement	2,400	2,400	2,400	2,400
Insurance Companies	12,500	14,500	17,000	20,000
Electric and Telephone Co-ops	1,200	1,300	1,300	1,300
Mining License Tax	200	200	200	300
<u>Severance</u>				
Oil & Gas Production(3)(4)	1,581,100	1,528,800	1,197,300	1,219,700
Oil & Gas Conservation	600	800	700	700
<u>Property</u>				
Oil & Gas(5)(6)	142,700	148,600	153,200	158,000
<u>Sale/Use</u>				
Alcoholic Beverages	9,000	12,000	12,500	13,000
Fuel Taxes-Aviation	6,300	5,100	5,400	5,500
Fuel Taxes-Highway	20,300	21,000	22,000	23,000
Fuel Taxes-Marine	3,700	3,800	4,000	4,200
Tobacco Products	1,900	2,000	2,000	2,000
<u>Other</u>				
Estate	300	500	500	500
Total Taxes	<u>2,514,200</u>	<u>2,002,300</u>	<u>1,717,000</u>	<u>1,772,400</u>
<u>Licenses & Permits</u>				
Business	10,800	11,000	12,000	12,500
Non-Business	13,000	13,000	13,500	14,000
Total Licenses & Permits	<u>23,800</u>	<u>24,000</u>	<u>25,500</u>	<u>26,500</u>
<u>Intergovernmental Receipts</u>				
<u>Federal Shared Revenues(7)(8)(9)</u>	<u>21,700</u>	<u>26,600</u>	<u>10,000</u>	<u>10,000</u>
<u>State Resource Revenue</u>				
<u>Sale/Use</u>				
Bonus Sales(7)(10)(11)	5,000	26,100	-0-	-0-
Investment Earnings(12)	324,700	300,000	100,000	100,000
Rents(7)(10)(11)	3,500	4,000	4,000	4,000
Royalties(4)(7)(13)	1,157,300	1,119,400	883,500	912,000
Sale of State Property	5,200	5,500	5,500	5,500
Gravel, Timber, etc.(14)	1,200	5,500	2,000	2,000

STATE OF ALASKA
THE LEGISLATURE

LEGISLATIVE AFFAIRS AGENCY

POUCH Y - STATE CAPITOL
JUNEAU, ALASKA 99811
907-465-3800


COPY

M E M O R A N D U M

March 11, 1983

SUBJECT: Dedication of liquor tax receipts to alcohol
rehabilitation programs
(Work Order No. 13-1017)

TO: Representative Mitchell E. Abood, Jr.
Chairman, House State Affairs Committee

FROM:  Russ Josephson
Legislative Counsel

You have asked whether liquor tax receipts may be retained in the communities where they are collected and be used there for funding alcohol rehabilitation programs.

The "earmarking" of revenues in this way creates a dedicated fund. Under the Alaska Constitution, Article IX, section 7, as interpreted by the Alaska Supreme Court in State v. Alex, 646 P.2d 203 (Alaska 1982), the prohibition against dedicated funds extends to all sources of public revenues and not just "proceeds of any state tax or license". The attorney general recently rendered an opinion (Op. Atty. Gen. File Nos. J66-785-81 and J66-649-80) clarifying what the Supreme Court holding might be with regard to several specific funds and accounts and declared that certain exceptions might be implied by the Alaska Supreme Court. However, none of those implied exceptions includes liquor tax receipts. Therefore, liquor tax receipts may not be dedicated constitutionally and the question of retention of liquor tax receipts in the communities where they are collected need not be addressed here.

Although a dedicated fund is prohibited constitutionally, there is another way to assure that there is a relationship between the liquor tax and the alcohol rehabilitation programs. The same attorney general's opinion mentioned above outlines a method of appropriating in this type of situation that ensures effective legislative control over state finances while providing for budgeting flexibility for programs like this with needs that are unpredictable. That

Representative Mitchell E. Abood, Jr.

Page 2

March 11, 1983

method involves an appropriation to a separate fund in an amount to be ascertained by reference to receipts from a specified source (e.g., liquor tax receipts) during a definite period (annually or for the two fiscal years over which the present legislature has control).

RJ:ljb

1/034

Ladies and Gentlemen:

My name is Carol Kopansky. I have a masters degree in family counseling. For the last ten years, I have worked clinically with alcoholics and alcohol abusers, for the Texas Commission on Alcoholism, the National Council on Alcoholism, and Fairbanks Native Association. I first came to Alaska as a consultant to the Alaska Christian Conference. Until my surgery for cancer last December, I was executive director to the Cabaret, Hotel, Restaurant and Retailers Association. I am a recovered alcoholic.

The two most generally discussed justifications for raising the excise tax on beverage alcohol are:

1. to fund alcoholism programs and
2. to limit the availability of alcohol to reduce the problems of abuse.

These two cannot be separated, for they are like the head and tail of a cat-- parts of the same whole.

Alcoholism treatment has been, for the most part, ineffective for a couple of reasons:

1. there is basically one narrow model for treatment, and if the client does not respond to it, he is labeled a "resistant client." This keeps the field from having to modify itself or try anything new, and places the blame for failure somewhere else.
2. the emphasis is on keeping the beds full (for that is the basis of funding) rather than individual client outcomes.

In the mid 70's, with indicators of a decline in federal dollars, and the uneasy knowledge that treatment was ineffective, elements within the alcoholism field began looking for "public awareness" tactics to keep the public from looking too closely at program accountability and treatment outcomes, and to justify continued funding. Some were assigned to monitor upcoming trends in funding, and to make them "alcohol related" so the alcoholism field could obtain a part of whatever funding fad came upon the horizon. Statements were also made, such as "we have to make them think we're doing something." One of the answers arrived at was to attack the beverage industry, in full knowledge that to do so countered everything we had learned clinically from AA and Alanon. In the mid 70's, I opposed the Texas Commission on Alcoholism on this stance, and in the late 70's, opposed N.C.A.

I still oppose it, because to blame and penalize the alcohol beverage industry for alcoholism and alcohol abuse is clinically destructive to the person with an alcohol problem.

Ruined Beverage Information Council

I even opposed ~~them~~ as recently as last November for their "Friends Don't Let Friends Drive Drunk" campaign. It is the antithesis of what Alanon has effectively taught for years. If a person chooses to drink abusively, he MUST be allowed to take all the consequences of his own behavior, if he's ever to change.

Steps to reduce availability and consumption will only work on those who were never a problem in the first place. I became an alcoholic in a dry county. A quart of Pearl beer was \$3 from the bootlegger. I understand from friends in some villages that a fifth of whiskey is now worth \$85, and still selling.

There is a circular culpability in this process. For instance, all of us have a very real concern about drunken driving. It will not be stopped until responsibility for that behavior rests solely upon the drunken driver. But consider what happens currently.

Individuals within alcoholism programs fan the emotional flames to cut the availability of beverage alcohol to solve the problems the field was funded to solve and hasn't.

Emotional statements to reduce availability such as "stop maiming our children" are used to justify limitations on the industry or on those who can legally drink.

Blame is also placed on the legal system, and judges are criticized because many of those involved in fatalities are repeat offenders.

Judges explain that the offenders were referred for treatment.

If offenders do not go to their treatment, they are to be turned back over to the judges for failure to comply.. But I have personally worked with DWI offenders in treatment programs. Many had not been seen in months. But when I turned the names into the supervisor, they were not turned into the judges. Turning them back to the courts reduces the numbers, makes the program look less effective, and threatens funding. This is a disservice to the client, the legal system, the taxpayer, and those who may be hit and run by a repeat offender who has, in fact, received no help.

No wonder it's easier to blame the industry.

Emotion-ality, use of flagrantly invalid information (as in the mention of new medical evidence of some mysterious metabolic change at age 21) and blame, are characteristic of how we are smokescreened away from the real issues:

1. really solving the problem and
2. spending our tax dollars effectively.

There are those who say alcoholics "can't" be responsible and have no choice. This is simply not true. Even in their worst times, they have the choice. The choice may be to drink or go through the pain of withdrawal or the problems we have created for ourselves, but it is still a choice. If we had no choice but to drink, no one could ever get sober, and many of us do so. Frankly, even as a clinician, I've had quite enough of drunkenness and insanity as excuses for unacceptable behavior which free persons from responsibility for their own actions.

I am an alcoholic with ten years sobriety. I am responsible for both my alcoholism and its continued arrest. My alcoholism, my sobriety, and my behavior are my own problem--not my family's, not my state's, not my neighbors, not the alcohol beverage industry's.

Instead of reducing the productive capacity of ^{the hospitality} industry which generates over ~~one~~ million dollars a year already for state coffers, let's get past the smokescreen and take a hard look at the effectiveness of the dollars already being spent, and an even harder look at the only clinical hope for the alcoholic and the alcohol abuser. If the problems are ever to be solved, then the penalties must be placed where they belong---on those who abuse.

Thank you.

COMMITTEE REPORT
SENATE

FURTHER:

4/27/83

Date: 5/11/83

Mr. President:

The Committee on FINANCE has had HR 102

Increasing the Liquor Tax, etc. etc.

under consideration and (a majority of the committee) (the committee) reports it back with the following recommendations:

- do pass do not pass
- do pass with attached amendments(s)
- replace with CS for HR 102 same title
- new title
- and recommends Do Pass w/attached amendment
- AND attaches a "Letter of Intent" New Fiscal Note
- reports it back without recommendation
- referred to the _____ Committee

MEMBERS SIGNING
DO PASS

MEMBERS HAVING
OTHER RECOMMENDATIONS:

[Handwritten Signature]

[Handwritten Signature]

CHAIRMAN

5/19/83

A M E N D M E N T

Offered in the SENATE

By Ziegler

TO: SCSHB 202(Jud)

Page 1, following line 22:

Insert the following new section to read:

"* Sec. 2. AS 43.60.010 is amended by adding a new subsection to read:

(c) A municipality may not levy an excise tax on alcoholic beverages other than a general sales tax."

Renumber following sections accordingly.

Offered: 4/27/83
Referred: Finance

Original sponsors: Adams and Liska

1 IN THE HOUSE

BY THE JUDICIARY COMMITTEE

2 SENATE CS FOR HOUSE BILL NO. 202(Judiciary).

3 IN THE LEGISLATURE OF THE STATE OF ALASKA

4 THIRTEENTH LEGISLATURE - FIRST SESSION

5 A BILL

6 For an Act entitled: "An Act increasing the liquor tax; and providing for
7 an effective date."

8 BE IT ENACTED BY THE LEGISLATURE OF THE STATE OF ALASKA:

9 * Section 1. AS 43.60.010(a) is amended to read:

10 (a) Every brewer, distiller, bottler, jobber, retailer, whole-
11 saler, or manufacturer who sells alcoholic beverages [INTOXICATING
12 LIQUORS] in the state or who consigns shipments of alcoholic beverages
13 [INTOXICATING LIQUORS] into the state, whether or not the alcoholic
14 beverages [LIQUORS] are brewed, distilled, bottled, or manufactured in
15 the state, shall pay on all malt beverages (alcoholic content of one
16 percent or more by volume), wines, and hard or distilled alcoholic
17 beverages [LIQUORS], the following taxes: (1) malt beverages at the
18 rate of 35 [25] cents a gallon or fraction of a gallon; (2) wine or
19 other beverages [LIQUOR] of 21 percent alcohol by volume or less, at
20 the rate of 85 [60] cents a gallon or fraction of a gallon; and (3)
21 other beverages [LIQUORS] having a content of more than 21 percent
22 alcohol by volume at the rate of \$5.60 [\$4] a gallon.

23 * Sec. 2. The increase in taxes under sec. 1 of this Act takes effect
24 on the first day of the month after the month in which this Act takes
25 effect.

26 * Sec. 3. To be consistent, wherever in AS 43.60 the phrases "intoxi-
27 cating liquor" or "intoxicating liquors" appear, the revisor of statutes
28 shall substitute "alcoholic beverage" or "alcoholic beverages".

29 * Sec. 4. This Act takes effect immediately in accordance with

1 AS 01.10.070(c).

STATE OF ALASKA
FISCAL NOTE

Revision Date _____, 1983

I. REQUEST

Bill/Resolution No: 5 CSHB 202 (Jud)
 Title: Increasing Liquor tax.
 Sponsor: Judiciary Committee
 Requestor: Judiciary Committee

II. FISCAL DETAIL

Agency Affected: Revenue
 Program Category Affected: _____
 BRU, Program of Subprogram(s) Affected: _____

EXPENDITURES/REVENUES: (Thousands of Dollars)

	FY 83	FY 84	FY 85	FY 86	FY 87	FY 88
OPERATING						
100 PERSONAL SERVICES	-	-	-	-	-	-
200 TRAVEL	-	-	-	-	-	-
300 CONTRACTUAL	-	-	-	-	-	-
400 COMMODITIES	-	-	-	-	-	-
500 EQUIPMENT	-	-	-	-	-	-
600 LANDS & STRUCTURES	-	-	-	-	-	-
700 GRANTS, CLAIMS, ETC.	-	-	-	-	-	-
TOTAL OPERATING	-	-	-	-	-	-
CAPITAL	-	-	-	-	-	-
REVENUE	-	-	-	-	-	-

FUNDING: (Thousands of Dollars)

GENERAL FUND	-	+2000	+3750	+5100	+5300	+5600
FEDERAL FUNDS	-	-	-	-	-	-
OTHER (Specify Source)	-	-	-	-	-	-

POSITIONS:

FULL-TIME	-	-	-	-	-	-
PART-TIME	-	-	-	-	-	-
TEMPORARY	-	-	-	-	-	-

III. SOURCE OF FUNDS TO OFFSET FISCAL IMPACT OF BILL:

IV. ANALYSIS: Attach a separate page for any Analysis.

Prepared By: Vincent D. Wright
 Division: Revenue - Research

Phone: 465-2174
 Date: 4/28/83

Approved by Commissioner: J. K. Donohue
 Department: Revenue

Date: 5/6/83

Distribution:

- Original to Legislative Finance
- Copy to Office of Management and Budget (for Legislature introduced bills)
- Copy to Department (for Governor introduced bills)
- Copy to Sponsor
- Copy to Requestor (if different from Sponsor)

STATE OF ALASKA
PRELIMINARY STATEMENT OF FISCAL IMPACT

RECEIVED
MAR 1 1983

Bill No: HB 202 Date on Bill: 2/15/83
 Title: An act increasing the liquor tax.
 Sponsor: Adams
 Requestor: House State Affairs

1. Estimated fiscal impacts on:

a. Expenditures:

(Thousands of Dollars)

	FY 83	FY 84	FY 85	FY 86
Capital				
Operating				
Total				

b. Revenues:

Revenue	-0-	2.1 mill	3.9 mill
---------	-----	----------	----------

2. Source of funds to offset fiscal impact of bill:

3. Assumptions:

The analysis assumes the new tax rates become effective July 1, 1983.

4. Disclaimer:

This statement has not been reviewed by the OMB in the Office of the Governor. It therefore does not represent the final estimate of fiscal impact.

Prepared By: Mary Belcher Phone: 465-2300
 Division: Comm. Office Date: 2/28/83

Approved by Commissioner: Robert C. Lewis Date: 2/28/83
 Department: Revenue

STATE OF ALASKA
PRELIMINARY STATEMENT OF FISCAL IMPACT

RECEIVED
MAR 1 1983

Bill No: HB 202 Date on Bill: 2/15/83
 Title: An act increasing the liquor tax.
 Sponsor: Adams
 Requestor: House State Affairs

1. Estimated fiscal impacts on:

a. Expenditures:

(Thousands of Dollars)

	FY 83	FY 84	FY 85	FY 86
Capital				
Operating				
Total				

b. Revenues:

Revenue	-0-	2.1 mill	3.9 mill
---------	-----	----------	----------

2. Source of funds to offset fiscal impact of bill:

3. Assumptions:

The analysis assumes the new tax rates become effective July 1, 1983.

4. Disclaimer:

This statement has not been reviewed by the OMB in the Office of the Governor. It therefore does not represent the final estimate of fiscal impact.

Prepared By: Mary Belcher Phone: 465-2300
 Division: Comm. Office Date: 2/28/83

Approved by Commissioner: Robert L. Hart Date: 2/28/83
 Department: Revenue

I. REQUEST

Bill/Resolution No: 5 CSHB 202 (Jud)
 Title: Increasing liquor tax.
 Sponsor: Judiciary Committee
 Requestor: Judiciary Committee

II. FISCAL DETAIL

Agency Affected: Revenue
 Program Category Affected: _____
 BRU, Program of Subprogram(s) Affected: _____

EXPENDITURES/REVENUES: (Thousands of Dollars)

	FY 83	FY 84	FY 85	FY 86	FY 87	FY 88
OPERATING						
100 PERSONAL SERVICES	-	-	-	-	-	-
200 TRAVEL	-	-	-	-	-	-
300 CONTRACTUAL	-	-	-	-	-	-
400 COMMODITIES	-	-	-	-	-	-
500 EQUIPMENT	-	-	-	-	-	-
600 LANDS & STRUCTURES	-	-	-	-	-	-
700 GRANTS, CLAIMS, ETC.	-	-	-	-	-	-
TOTAL OPERATING	-	-	-	-	-	-

CAPITAL	-	-	-	-	-	-
---------	---	---	---	---	---	---

REVENUE	-	-	-	-	-	-
---------	---	---	---	---	---	---

FUNDING: (Thousands of Dollars)

GENERAL FUND	-	+2000	+3750	+5100	+5300	+5600
FEDERAL FUNDS	-	-	-	-	-	-
OTHER (Specify Source)	-	-	-	-	-	-

POSITIONS:

FULL-TIME	-	-	-	-	-	-
PART-TIME	-	-	-	-	-	-
TEMPORARY	-	-	-	-	-	-

III. SOURCE OF FUNDS TO OFFSET FISCAL IMPACT OF BILL:

IV. ANALYSIS: Attach a separate page for any Analysis.

Prepared By: Vincent D. Wright
 Division: Revenue - Research

Phone: 465-2174
 Date: 4/28/83

Approved by Commissioner: J. Donohue
 Department: Revenue

Date: 5/6/83

Distribution:

- Original to Legislative Finance
- Copy to Office of Management and Budget (for Legislature introduced bills)
- Copy to Department (for Governor introduced bills)
- Copy to Sponsor
- Copy to Requestor (if different from Sponsor)

COMMITTEE REPORT
SENATE

FURTHER: FINANCE

4/22/83

Date: 4/25/83

Mr. President:

The Committee on JUDICIARY has had HB 202

Increasing the liquor tax; eff. date

under consideration and (a majority of the committee) (the committee) reports it back with the following recommendations:

- do pass do not pass
- do pass with attached amendments(s)
- replace with SCS for HB 202 (Quad) same title
 new title
- and recommends may w/o rec
- AND attaches a "Letter of Intent" New Fiscal Note
- reports it back without recommendation
- referred to the _____ Committee

MEMBERS SIGNING
DO PASS

MEMBERS HAVING
OTHER RECOMMENDATIONS:

Joe Joseph

Bill Ray

1. Zeigler: N/R

1. [Signature] no recommendation

Bill Ray
CHAIRMAN

1. No REC

1 IN THE HOUSE

BY ADAMS AND LISKA

2

HOUSE BILL NO. 202

3

IN THE LEGISLATURE OF THE STATE OF ALASKA

4

THIRTEENTH LEGISLATURE - FIRST SESSION

5

A BILL

6 For an Act entitled: "An Act increasing the liquor tax; and providing for
7 an effective date."

8 BE IT ENACTED BY THE LEGISLATURE OF THE STATE OF ALASKA:

9 * Section 1. AS 43.60.010(a) is amended to read:

10 (a) Every brewer, distiller, bottler, jobber, retailer, whole-
11 saler, or manufacturer who sells alcoholic beverages [INTOXICATING
12 LIQUORS] in the state or who consigns shipments of alcoholic beverages
13 [INTOXICATING LIQUORS] into the state, whether or not the alcoholic
14 beverages [LIQUORS] are brewed, distilled, bottled, or manufactured in
15 the state, shall pay on all malt beverages (alcoholic content of one
16 percent or more by volume), wines, and hard or distilled alcoholic
17 beverages [LIQUORS], the following taxes: (1) malt beverages at the
18 rate of 32-1/2 [25] cents a gallon or fraction of a gallon; (2) wine
19 or other beverages [LIQUOR] of 21 percent alcohol by volume or less,
20 at the rate of \$1 [60 CENTS] a gallon or fraction of a gallon; and (3)
21 other beverages [LIQUORS] having a content of more than 21 percent
22 alcohol by volume at the rate of \$5.75 [\$4] a gallon.

23 * Sec. 2. The increase in taxes under sec. 1 of this Act takes effect
24 on the first day of the month after the month in which this Act takes
25 effect.

26 * Sec. 3. To be consistent, wherever in AS 43.60 the phrases "intoxi-
27 cating liquor" or "intoxicating liquors" appear, the revisor of statutes
28 shall substitute "alcoholic beverage" or "alcoholic beverages".

29 * Sec. 4. This Act takes effect immediately in accordance with

1 AS 01.10.070(c).

Original sponsors: Fuller and Russell

Funding Information

General Fund	\$1,499,140
Other Funds	-0-
	<u>\$1,499,140</u>

1 IN THE HOUSE

BY THE FINANCE COMMITTEE

2 CS FOR HOUSE BILL NO. 203 (Finance)

3 IN THE LEGISLATURE OF THE STATE OF ALASKA

4 THIRTEENTH LEGISLATURE - FIRST SESSION

5 A BILL

6 For an Act entitled: "An Act making a supplemental appropriation to the
7 Department of Health and Social Services to pay
8 expenses resulting from an increase in prison popu-
9 lation; and providing for an effective date."

10 BE IT ENACTED BY THE LEGISLATURE OF THE STATE OF ALASKA:

11 * Section 1. The sum of \$1,499,140 is appropriated from the general
12 fund to the Department of Health and Social Services for expenses resulting
13 from an increase in prison population for the fiscal year ending June 30,
14 1983.

15 * Sec. 2. This Act takes effect immediately in accordance with AS 01.-
16 10.070(c).

The following individuals are expected to testify on HB
203:

Representative Jack Fuller, prime sponsor

Roger Lange, Division of Corrections, DHSS

STATE OF ALASKA
PRELIMINARY STATEMENT OF FISCAL IMPACT

Bill No: HB 203 Date on Bill: February 16, 1983
 Title: Appropriation to DOT/PF for Phase I of the Nome Port Facility
 Sponsor: Fuller and Bussell
 Requestor: _____

1. Estimate fiscal impact on:

a. Expenditures:

(Thousands of Dollars)

			FY 84	FY 85	FY 86	FY 87		
Capital			12,000.0					
Operating			-0-					
Total			12,000.0					

b. Revenues:

Revenue								
---------	--	--	--	--	--	--	--	--

2. Source of funds to offset fiscal impact of bill:

Not identified by sponsor.


3. Assumptions:

This project is already designed. \$12 million is sufficient to construct the full 3600' causeway, plus the required bridge.

4. Disclaimer:

This statement has not been reviewed by the OMB in the Office of the Governor. It therefore does not represent the final estimate of fiscal impact.

Prepared By: Robert R. Venusti Phone: 479-4281
 Division: Planning and Programming Date: 2/24/83

Approved by Commissioner:  Date: 2/25/83
 Department: Department of Transportation and Public Facilities

5. Distribution:

- Original to Legislative Finance
- Copy to OMB
- Copy to Sponsor
- Copy to Requestor

2/8/83

CLEARY LAWSUIT (IMMEDIATE SETTLEMENT)

The preliminary settlement in the Cleary vs. Beirne suit requires that the Division take certain actions by December 9, 1982.

These actions include increased recreational opportunities, increased visitation, food service reforms, etc.

The following outline lists the resources required, on a statewide basis, to allow the Division to come into compliance.

Cleary Lawsuit (Immediate Settlement)

Assistant Superintendent	2,894 X 5	\$14,470
Program Coordinator (Ed/Couns Prgms)	3,249 X 5	16,245
Criminal Justice Planner I (Supv Pop Mgmt)	3,475 X 5	17,375
Clerk Typist III	1,530 X 5	7,650
Correctional Officer III	2,295 X 5 X 4	45,900
Correctional Officer III (Fairbanks)	2,639 X 5	13,195
Correctional Officer III (Nome)	3,041 X 5	15,205
Correctional Officer III (Palmer)	2,379 X 5	11,895
*Correctional Officer II (Fairbanks)	2,379 X 5 X 2	23,790
		<u>\$165,725</u>
Benefits		63,114
Total Salaries 13 Permanent Full Time Positions		<u>\$228,839</u> ÷ 5 = 45,768
Travel		\$2,000
Contractual Services		2,200
Commodities		7,500
Equipment		<u>41,000</u>
		<u>52,700</u>
Total Estimated Costs		<u>\$98,468</u>

POSITION TITLE
Assistant Correctional Superintendent

TYPE OF POSITION PFT
STAFF MONTHS 5
RP NUMBER
PCH NUMBER

RANGE/STEP 10/A
DARG. UNIT S
FOUR 12 PAGE/LINE
GOV.
LOCATION Anchorage
ELECTION DISTRICT
CCG.
NUMBER
DTS

CONTINUATION LEVEL		ADDITION	XX
TYPE OF EXPENDITURE		AMOUNT	
1	2	3	
PERSONAL SERVICES			
Salary	12,094	14,470	
Benefits		3,002*	
Supplemental Benefits		802	
Fixed Benefits		915	
TOTAL PERSONAL SERVICES		01	20,079
Travel		02	5,000
Contractual		03	500
Commodities		04	400
Equipment		05	
Other			
TOTAL COST			25,979

JUSTIFICATION

This position will provide monitoring, on a statewide basis, for compliance with the Cleary settlement agreement.

RECEIPT CODE	FUNDING SOURCE	AMOUNT
16.	Federal Receipts 1002	
17.	G.F. Match 1003	
18.	General Funds 1004	25,979
19.	1-A Receipts 1005	
20.	Program Receipts 1020	
21.	Other	

FOR BUREAU USE ONLY
SA KEY NUMBER

13 REQUEST FOR
NEW POSITION

AGENCY Health & Social Services
PROGRAM Offender Confinement, Reformation & Supervision
ORU Corrections Administration & Support
COMPONENT Director's Office

Page 1 of 12
Revised Date

FY

POSITION TITLE Program Coordinator			
TYPE OF POSITION PFT	STAFF MONTHS 5	RP NUMBER	PCN NUMBER
CONTINUATION LEVEL	ADDITION	XX	
TYPE OF EXPENDITURE			AMOUNT
PERSONAL SERVICES			
Salary	\$3,279	16,245	
Benefits		2,705	
Supplemental Benefits		996	
Fixed Benefits		915	
TOTAL PERSONAL SERVICES			20,861
Travel		.02	2,000
Contractual		03	500
Commodities		04	400
Equipment		05	
Other			
TOTAL COST			23,761

RANGE/STEP 20/A	LANG. UNIT G	FORM 12 PAGE/LINE	COY.	APPROV.	DATE
ORU. PRIORITY	LOCATION Anchorage	ELECTION DISTRICT	LCG.		

JUSTIFICATION

This position will be responsible, on a statewide basis, for institutional programs such as education and contract negotiation relating to those programs.

RECEIPT CODE	FUNDING SOURCE	
	Federal Receipts 1002	
	G.F. Match 1003	
	General Funds 1004	23,761
	I-A Receipts 1005	
	Program Receipts 1020	
	Other	

FOR MAIL USE ONLY
MAIL KEY NUMBER _____

13 REQUEST FOR NEW POSITION

AGENCY Health & Social Services
 PROGRAM Offender Confinement, Reformation & Supervision
 ORU Corrections Administration & Support
 DIRECTORATE Directors Office

page 2 of 12
 Revised Date _____

FY _____

POSITION TITLE <u>Criminal Justice Planner</u>				RANGE/STEP <u>21/A</u>	DEPT. UNIT <u>6</u>	FORM 12 PAGE/LINE	GOV.	APPROV.
7.	TYPE OF POSITION <u>PFT</u>	STAFF MONTHS <u>5</u>	RP NUMBER	PCN NUMBER	ORU PRIORITY	LOCATION <u>Anchorage</u>	ELECTION DISTRICT	LEG.
3.	CONTINUATION LEVEL	ADDITION	<u>XX</u>	JUSTIFICATION				
4.	TYPE OF EXPENDITURE			AMOUNT				
	1	2	3					
	PERSONAL SERVICES							
5.	Salary	<u>63,475</u>	<u>17,375</u>					
6.	Benefits		<u>2,093</u>					
7.	Supplemental Benefits		<u>1,065</u>					
8.	Fixed Benefits		<u>915</u>					
9.	TOTAL PERSONAL SERVICES	<u>01</u>		<u>22,240</u>				
10.	Travel	<u>02</u>		<u>3,000</u>				
11.	Contractual	<u>03</u>		<u>500</u>				
12.	Commodities	<u>04</u>		<u>400</u>				
13.	Equipment	<u>05</u>						
14.	Other							
15.	TOTAL COST			<u>26,140</u>				
	RECEIPT CODE	FUNDING SOURCE						
16.		Federal Receipts 1002						
17.		C.F. Match 1003						
18.		General Funds 1004		<u>26,140</u>				
19.		I-A Receipts 1005						
20.		Program Receipts 1070						
21.		Other						
FOR ORU USE ONLY 4A KEY NUMBER _____								

Responsible on a statewide basis for inmate population control and movement of the population amongst the various institutions and the Federal Bureau of Prisons.

13 REQUEST FOR NEW POSITION

AGENCY Health & Social Services

PROGRAM Offender Confinement, Reformation & Supervision

ORU Corrections Administration & Support

ATTACHMENT Director's Office

page 3 of 12
Revised Date

FY

1.	POSITION TITLE Clerk Typist III			
2.	TYPE OF POSITION PFT	STAFF MONTHS 5	RP NUMBER	PCN NUMBER
3.	CONTINUATION LEVEL	ADDITION	XX	
4.	TYPE OF EXPENDITURE			AMOUNT
	PERSONAL SERVICES			
5.	Salary	\$1,530	7,650	
6.	Benefits		1,274	
7.	Supplemental Benefits		469	
8.	Fixed Benefits		215	
9.	TOTAL PERSONAL SERVICES		01	10,308
10.	Travel		02	
11.	Contractual		03	3,000
12.	Commodities		04	400
13.	Equipment		05	10,000
14.	Other			
15.	TOTAL COST			23,708

RANGE/STEP 0/0	DARG. UNIT G	FORM 12 PAGE/LINE	GOV	AMOUNT
DRU PRIORITY	LOCATION Anchorage	ELECTION DISTRICT	LCC	

JUSTIFICATION

Will provide clerical support to the compliance, program & population managers.

	RECEIPT CODE	FUNDING SOURCE	
16.		Federal Receipts 1002	
17.		G.F. Match 1003	
18.		General Funds 1004	23,708
19.		I-A Receipts 1005	
20.		Program Receipts 1020	
21.		Other	

FOR BAAI USE ONLY
AA KEY NUMBER

13 REQUEST FOR
NEW POSITION

AGENCY Health & Social Services

PROGRAM Offender Confinement, Reformation & Supervision

DRU Corrections Administration & Support

COMPONENT Directors Office

Page 4 of 12

Revised Date

FY

POSITION TITLE
Correctional Officer III

RANGE/STEP
15/A

ORG. UNIT
G

FORM 12 PAGE/LINE

GOV.

TYPE OF POSITION
PT

STAFF MONTHS
5

RP NUMBER

PCN NUMBER

ORU PRIORITY

LOCATION
Anchorage

ELECTION DISTRICT

LCG.

CONTINUATION LEVEL

ADDITION

XX

JUSTIFICATION

TYPE OF EXPENDITURE

AMOUNT

PERSONAL SERVICES

Salary 12,295

11,475

Benefits

3,010*

Supplemental Benefits

703

Fixed Benefits

915

TOTAL PERSONAL SERVICES

01

16,111

Travel

02

Contractual

03

Commodities

04

Equipment

05

Other

TOTAL COST

16,111

This position will provide on-site supervision and monitor for compliance with the Cleary settlement agreement.

RECEIPT CODE

FUNDING SOURCE

Federal Receipts 1002

G.F. Match 1003

General Funds 1004

I-A Receipts 1005

Program Receipts 1020

Other

16,111

FOR DATA USE ONLY

4A KEY NUMBER

AGENCY Health & Social Services

PROGRAM Offender Confinement, Reformation & Supervision

ORU Adult Confinement

COMPONENT Anchorage State Correctional Center

13 REQUEST FOR
NEW POSITION

Page 5 of 12

Revised Date

FY

POSITION TITLE Correctional Officer III				RANGE/STEP 15/A	ORG. UNIT G	FUND			
TYPE OF POSITION PFT	STAFF MONTHS 5	RP NUMBER	PCN NUMBER	ORU PRIORITY	LOCATION Anchorage	ELECTION DISTRICT			

CONTINUATION LEVEL		ADDITION	XX
TYPE OF EXPENDITURE		AMOUNT	
PERSONAL SERVICES			
1. Salary	\$2,295	11,075	
6. Benefits		3,018	
7. Supplemental Benefits		703	
8. Fixed Benefits		915	
9. TOTAL PERSONAL SERVICES		01	16,111
10. Travel		02	
11. Contractual		03	
12. Commodities		04	
13. Equipment		05	
14. Other			
15. TOTAL COST			16,111

JUSTIFICATION

This position will provide on-site supervision and monitor for compliance with the Cleary settlement agreement.

RECEIPT CODE	FUNDING SOURCE	
16.	Federal Receipts 1002	
17.	G.F. Match 1003	
18.	General Funds 1004	16,111
19.	I-A Receipts 1005	
20.	Program Receipts 1020	
21.	Other	

FOR BAH USE ONLY
BA KEY NUMBER

13 REQUEST FOR
NEW POSITION

AGENCY Health & Social Services

PROGRAM Offender Confinement, Reformation & Supervision

ORU Adult Confinement

COMPONENT Ridgeview Men's Facility

Page 6 of 12

Revised Date

FY

POSITION TITLE Correctional Officer III				RANGE/STEP 15/A	ORG. UNIT G	FORM 12 PAGE/LINE	COV.	APPROV.	PL.
TYPE OF POSITION PFT	STAFF MONTHS 5	RP NUMBER	PCN NUMBER	ORG PRIORITY	LOCATION Juneau	ELECTION DISTRICT	CC.		

CONTINUATION LEVEL	ADDITION	XX	
TYPE OF EXPENDITURE		AMOUNT	
1	2	3	
PERSONAL SERVICES			
Salary	12,295	11,475	
Benefits		3,010*	
Supplemental Benefits		703	
Fixed Benefits		915	
TOTAL PERSONAL SERVICES		01	16,111
Travel		02	
Contractual		03	
Commodities		04	
Equipment		05	
Other			
TOTAL COST			16,111

JUSTIFICATION

This position will provide on-site supervision and monitoring for compliance with the Cleary settlement agreement.

RECEIPT CODE	FUNDING SOURCE	
6.	Federal Receipts 1002	
7.	G.F. Match 1003	
10.	General Funds 1004	16,111
19.	I-A Receipts 1005	
20.	Program Receipts 1020	
21.	Other	

FOR DATA USE ONLY
SA KEY NUMBER _____

AGENCY Health & Social Services

PROGRAM Offender Confinement, Reformation & Supervision

ORG Adult Confinement

COMPONENT Juneau Correctional Center

13 REQUEST FOR NEW POSITION

Page 7 of 12
Revised Date _____

FY

POSITION TITLE Correctional Officer III				RANGE/STEP 15/A	DARG, UNIT G	FORM 12 PAGE/LINE	LCC		
TYPE OF POSITION PET	STAFF MONTHS 5	HR NUMBER	PCN NUMBER	DRU PRIORITY	LOCATION Ketchikan	ELECTION DISTRICT	LCC		

CONTINUATION LEVEL		ADDITION	XX
TYPE OF EXPENDITURE		AMOUNT	
1	PERSONAL SERVICES	2	3
5.	Salary	11,475	
6.	Benefits	3,010*	
7.	Supplemental Benefits	703	
8.	Fixed Benefits	915	
9.	TOTAL PERSONAL SERVICES	01	16,111
10.	Travel	02	
11.	Contractual	03	
12.	Commodities	04	
13.	Equipment	05	
14.	Other		
15.	TOTAL COST		16,111

JUSTIFICATION
This position will provide on-site supervision and monitor for compliance with the Cleary settlement agreement

RECEIPT CODE	FUNDING SOURCE	AMOUNT
16.	Federal Receipts 1002	
17.	G.F. Match 1003	
18.	General Funds 1004	16,111
19.	I-A Receipts 1005	
20.	Program Receipts 1020	
21.	Other	

FOR DATA USE ONLY
4A KEY NUMBER

13 REQUEST FOR NEW POSITION

AGENCY Health & Social Services
 PROGRAM Offender Confinement, Reformation & Supervision
 DRU Adult Confinement
 COMPONENT Ketchikan Correctional Center

Page 8 of 12
Revised Date

F

POSITION TITLE Correctional Officer III			
TYPE OF POSITION PFT	STAFF MONTHS 5	RP NUMBER	PCN NUMBER
CONTINUATION LEVEL	ADDITION	XX	
TYPE OF EXPENDITURE			AMOUNT
PERSONAL SERVICES			
Salary	12,639	13,195	
Benefits		3,470*	
Supplemental Benefits		009	
Fixed Benefits		915	
TOTAL PERSONAL SERVICES		01	18,309
Travel		02	
Contractual		03	
Commodities		04	
Equipment		05	
Other			
TOTAL COST			18,309

RANGE/STEP 15/A	ORG. UNIT G	FORM 12 PAGE/LINE	CCY	APPROV.
BRU PRIORITY	LOCATION Fairbanks	ELECTION DISTRICT	CCG	

JUSTIFICATION

This position will provide on-site supervision and monitor for compliance with the Cleary settlement agreement.

RECEIPT CODE	FUNDING SOURCE	AMOUNT
	Federal Receipts 1002	
	G.F. Match 1003	
	General Funds 1004	18,309
	I-A Receipts 1005	
	Program Receipts 1020	
	Other	

FOR DATA USE ONLY
NA KEY NUMBER

13 REQUEST FOR NEW POSITION

AGENCY Health & Social Services

PROGRAM Offender Confinement, Reformation & Supervision

BRU Adult Confinement

COMPONENT Fairbanks Correctional Center

Page 9 of 12

Revised Date

FY

POSITION TITLE
Correctional Officer III

RANGE/STEP
15/A

BRG. UNIT
G

FORM 12 PAGE/LINE

COY

TYPE OF POSITION
PCT

STAFF MONTHS
5

RP NUMBER

PCN NUMBER

URU PRIORITY

LOCATION
None

ELECTION DISTRICT

LEC.

CONTINUATION LEVEL
ADDITION

JUSTIFICATION

TYPE OF EXPENDITURE		AMOUNT
1	7	3
PERSONAL SERVICES		
Salary	13,041	15,205
Benefits		3,999*
Supplemental Benefits		932
Fixed Benefits		915
TOTAL PERSONAL SERVICES		21,051
Travel	.02	
Contractual	.03	
Commodities	.04	
Equipment	.05	
Other		
TOTAL COST		21,051

This position will provide on-site supervision and monitor for compliance with the Cleary settlement agreement.

RECEIPT CODE	FUNDING SOURCE	AMOUNT
16.	Federal Receipts 1002	
17.	C.F. Match 1003	
18.	General Funds 1004	21,051
19.	I-A Receipts 1005	
20.	Program Receipts 1020	
21.	Other	

FOR BAA USE ONLY
4A KEY NUMBER

13 REQUEST FOR NEW POSITION

AGENCY Health & Social Services

PROGRAM Offender Confinement, Reformation & Supervision

URU Adult Confinement

COMPONENT None Correctional Center

Page 10 of 12
Revised Date

F

POSITION TITLE Correctional Officer III				RANGE/STEP 15/A	DARG. UNIT G	FORM 12 PAGE/LINE	COY.	
TYPE OF POSITION PPT	STAFF MONTHS 5	RP NUMBER	PCR NUMBER	BRU PRIORITY	LOCATION Palmer	ELECTION DISTRICT	LCG.	
CONTINUATION LEVEL				ADDITION	XX	JUSTIFICATION		
TYPE OF EXPENDITURE				AMOUNT				
PERSONAL SERVICES								
5.	Salary	12,379	11,095					
6.	Benefits		3,120*					
7.	Supplemental Benefits		729					
8.	Fixed Benefits		915					
9.	TOTAL PERSONAL SERVICES		01	16,667				
10.	Travel		02					
11.	Contractual		03					
12.	Commodities		04					
13.	Equipment		05					
14.	Other							
15.	TOTAL COST			16,667				
RECEIPT CODE				FUNDING SOURCE				
16.				Federal Receipts 1002				
17.				G.F. Hatch 1003				
18.				General Funds 1004				
19.				I-A Receipts 1005				
20.				Program Receipts 1020				
21.				Other				
FOR DATA USE ONLY				NA KEY NUMBER				

This position will provide on-site supervision and monitor for compliance with the Cleary settlement agreement

13 REQUEST FOR NEW POSITION

AGENCY Health & Social Services
PROGRAM Offender Confinement, Reformation & Supervision
BRU Adult Confinement
COMPONENT Palmer Correctional Center

Page 11 of 12
Revised Date

FY

1.	POSITION TITLE Correctional Officer (2)				RANGE/STEP 13/B	BARG. UNIT 6	FORM 12 PAGE/LINE	GOV.	APPROV.	4/1/71
2.	TYPE OF POSITION PFT	STAFF MONTHS 10	RP NUMBER	PCH NUMBER	DRU PRIORITY	LOCATION Fairbanks	ELECTION DISTRICT	LCG.		

3.	CONTINUATION LEVEL	ADDITION	XX
4.	TYPE OF EXPENDITURE		AMOUNT
	1	2	3
	PERSONAL SERVICES		
5.	Salary	23,790	
6.	Benefits	7,438*	
7.	Supplemental Benefits	1,734	
8.	Fixed Benefits	1,830	
9.	TOTAL PERSONAL SERVICES	01	34,792
10.	Travel	02	
11.	Contractual	03	
12.	Commodities	04	
13.	Equipment	05	
14.	Other		
15.	TOTAL COST		34,792

JUSTIFICATION

These positions will replace those transferred to the Anchorage State Correctional Center to implement immediate provision of the Cleary requirement for recreation at that facility.

Single position costs:

Salary	\$11,895
Peace Officer Retirement	1,365
Variable Benefits	2,354
SBS	867
Health Insurance	915
	<u>\$17,396</u>

	RECEIPT CODE	FUNDING SOURCE	
16.		Federal Receipts 1002	
17.		G.F. Hatch 1003	
18.		General Funds 1004	34,792
19.		I-A Receipts 1005	
20.		Program Receipts 1020	
21.		Other	

FOR BIAI USE ONLY
 A KEY NUMBER _____

13 REQUEST FOR
 NEW POSITION

AGENCY Health & Social Services
 PROGRAM Offender Confinement, Reformation & Supervision
 DRU Adult Confinement
 COMPONENT Fairbanks Correctional Center

Page 12 of 12
 Revised Date _____

FY 8

FIELD MISDEMEANANT UNIT

This unit will provide for diversion of offenders from incarceration to community resources, supervision of those offenders, information to the court so it can make an informed decision regarding release and supervise offenders on furlough to enhance community protection.

The funding below represents the resources necessary to support this unit.

FIELD MISDEMEANANT UNIT
4/1/to 6/30/83

Probation Officer IV	3,309	3,309
Probation Officer III	2,838 X 2	5,676
Clerk Typist III	1,530 X 3	4,590
Probation Officer II	2,463 X 7	17,241
		<u>\$30,816</u>
Benefits		9,495
		<u>40,311</u>
Travel		1,000
Contractual Services		4,000
Commodities		2,400
Equipment		30,000
		<u>37,400</u>
Total Estimated Costs		<u>\$77,711</u>

POSITION TITLE <u>Probation Officer IV</u>				RANGE/STEP <u>20/A</u>	ORG. UNIT <u>S</u>	FORM 12 PAGE/LINE	GOV	APPROV.	DISAP
TYPE OF POSITION <u>PFT</u>	STAFF MONTHS <u>3</u>	RP NUMBER	PCN NUMBER	DRU PRIORITY	LOCATION <u>Anchorage</u>	ELECTION DISTRICT	LEG.		

CONTINUATION LEVEL		ADDITION	<input checked="" type="checkbox"/>
TYPE OF EXPENDITURE			AMOUNT
1	2	3	
PERSONAL SERVICES			
Salary	<u>9,927</u>		
Benefits	<u>1,653</u>		
Supplemental Benefits	<u>609</u>		
Fixed Benefits	<u>549</u>		
TOTAL PERSONAL SERVICES	<u>01</u>	<u>12,730</u>	
Travel	<u>02</u>	<u>1,000</u>	
Contractual	<u>03</u>	<u>2,330</u>	
Commodities	<u>04</u>	<u>300</u>	
Equipment	<u>05</u>	<u>2,500</u>	
Other			
TOTAL COST		<u>18,060</u>	

JUSTIFICATION

This position will provide supervision of the Field Misdemeanant Unit

"

" "

6.	RECEIPT CODE	FUNDING SOURCE	
7.		Federal Receipts 1002	
8.		G.F. Match 1003	
9.		General Funds 1004	<u>18,060</u>
10.		I-A Receipts 1005	
11.		Program Receipts 1020	
12.		Other	

FOR BAAI USE ONLY
4A KEY NUMBER _____

13 REQUEST FOR NEW POSITION

AGENCY Health and Social Services

PROGRAM Offender Confinement, Reformation & Supervision

DRU Probation & Community Based Programs

COMPONENT Community Based Programs

Page 1 of 4

Revised Date _____

FY 8

POSITION TITLE Probation Officer III (2)			
TYPE OF POSITION PFT	STAFF MONTHS 6	HP NUMBER	PCN NUMBER
CONTINUATION LEVEL		ADDITION	X
TYPE OF EXPENDITURE			AMOUNT
PERSONAL SERVICES			
Salary			17,020
Benefits			2,035
Supplemental Benefits			1,044
Fixed Benefits			1,098
TOTAL PERSONAL SERVICES			22,005
Travel			2,000
Contractual			4,630
Commodities			400
Equipment			5,000
Other			
TOTAL COST			34,035

RANGE/STEP 1B/A	WARG. UNIT G	FORM 12 PAGE/LINE	COV
DRU PRIORITY	LOCATION Anchorage	ELECTION DISTRICT	LEG.

JUSTIFICATION

These positions will provide supervision of sections within the Field Misdemeanant Unit.

Single position costs:

Salary	\$ 8,514
Benefits	2,400
Travel	1,000
Contractual	2,315
Commodities	200
Equipment	2,500
	<u>\$17,017</u>

RECEIPT CODE	FUNDING SOURCE	AMOUNT
6.	Federal Receipts 1002	
7.	G.F. Match 1003	
10.	General Funds 1004	34,035
19.	I-A Receipts 1005	
20.	Program Receipts 1020	
21.	Other	

FOR BAH USE ONLY
BA KEY NUMBER

13 REQUEST FOR
NEW POSITION

AGENCY Health and Social Services

PROGRAM Offender Confinement, Reformation & Supervision

DRU Probation & Community Based Programs

COMPONENT Community Based Programs

Page 2 of 4

Revised Date

FY 8

POSITION TITLE Clerk Typist III (3)			
TYPE OF POSITION PET	STAFF MONTHS 12	RP NUMBER	PCN NUMBER

RANGE/STEP 0/B	DEPT. UNIT G	FORM 12 PAGE/LINE	GOV.	APPROV.	DATE
DRU PRIORITY	LOCATION Anchorage	ELECTION DISTRICT	CCG		

CONTINUATION LEVEL		ADDITION	X
TYPE OF EXPENDITURE		AMOUNT	
1	2	3	
PERSONAL SERVICES			
Salary	18,360		
Benefits	3,057		
Supplemental Benefits	1,125		
Fixed Benefits	2,196		
TOTAL PERSONAL SERVICES	01	24,738	
Travel	07		
Contractual	03	9,260	
Commodities	04	800	
Equipment	05	10,000	
Other			
TOTAL COST		44,798	

JUSTIFICATION

These positions will provide clerical support for the Field Misdemeanant Unit.

Single position costs:

Salary	\$ 4,590
Benefits	1,594
Contractual	2,315
Commodities	200
Equipment	2,500
	<u>\$11,199</u>

RECEIPT CODE	FUNDING SOURCE	
	Federal Receipts 1002	
	G.F. Match 1003	
	General Funds 1004	44,798
	I-A Receipts 1005	
	Program Receipts 1070	
	Other	

FOR BAA USE ONLY
4A KEY NUMBER _____

13 REQUEST FOR NEW POSITION

AGENCY Health and Social Services

PROGRAM Offender Confinement, Reformation & Supervision

DRU Probation & Community Based Programs

COMPONENT Community Based Programs

Page 3 of 4

Revised Date _____

FY 8

POSITION TITLE Probation Officer II (72) 7			
TYPE OF POSITION PFT	STAFF MONTHS 36	RP NUMBER	PCN NUMBER
CONTINUATION LEVEL		ADDITION	X
TYPE OF EXPENDITURE			AMOUNT
PERSONAL SERVICES			
Salary			88,668
Benefits			14,763
Supplemental Benefits			5,435
Fixed Benefits			5,580
TOTAL PERSONAL SERVICES			115,454
Travel			12,000
Contractual			27,700
Commodities			2,400
Equipment			30,000
Other			
TOTAL COST			187,634

RANGE/STEP 16/A	ORG. UNIT G	FORM 12 PAGE/LINE	GGV.	AMOUNT	1/15/77
DRU PRIORITY	LOCATION Anchorage	ELECTION DISTRICT	LEG.		

JUSTIFICATION

These positions will provide supervision of inmates released to community programs and pre-sentence reporting for the court system.

Single position costs:

Salary	\$ 7,389
Benefits	2,232
Travel	1,000
Contractual	2,315
Commodities	200
Equipment	2,500
	<u>\$15,636</u>

RECEIPT CODE	FUNDING SOURCE	
	Federal Receipts 1002	
	G.F. Match 1003	
	General Funds 1004	187,634
	I-A Receipts 1005	
	Program Receipts 1020	
	Other	

FOR BAA USE ONLY
4A KEY NUMBER

13 REQUEST FOR NEW POSITION

AGENCY Health and Social Services

PROGRAM Offender Confinement, Reformation & Supervision

DRU Probation & Community Based Programs

COMPONENT Community Based Programs

page 4 of 4

Revised Date

FY 8

Security Staff Early Hire - \$251,600

With severe overcrowding in the correctional system, thirty-six (36) employees have been hired on a non-permanent basis until the FY 1984 budget takes effect. These positions will provide security and supervision of inmates in existing facilities in the Anchorage area until the Wildwood Regional Correctional Center can house inmates. The positions are in both the House and Senate versions of the FY 1984 budget. The funding requested is for 2 months, as the personnel have been recruited and hired.

REVISED PROGRAM
REQUEST FOR NEW POSITION

COVER PROGRAM	Health & Social Services
AGENCY	
DIVISION	Adult Corrections
BUDGET REQUEST UNIT	Adult Confinement
BUDGET COMPONENT	Cook Inlet Pre-Trial

POSITION TITLE Correctional Officer 'II	
LOCATION Anchorage	
TYPE (FULL OR PART-TIME) <u>Full</u>	
NUMBER REQUESTED <u>20</u>	
RANGE 13/B	BARGAINING UNIT GGU
MONTHLY SALARY \$2,241	PER MONTHS (CY) 40

JUSTIFICATION:

This facility was designed with a capacity of 100. Its present inmate population is 216. This population will increase to 252 by June 1, 1983 when double bunking is completed. These positions are necessary to provide security coverage for the increased inmate population.

Single Position Costs:

Salary	\$2,241
Overtime & Shift Diff.	210
Peace Officer Ret.	237
SBS	150
Var. Benefits	419
Health Ins.	240
	<u>\$3,497</u>

DETAIL OF RELATED EXPENSES

01 PERSONAL SERVICES	139.9
02 TRAVEL	
03 CONTRACTUAL	
01 COMMODITIES	
03 EQUIPMENT	
03 OTHER	
TOTAL	139.9
1002 FEDERAL	
1003 G/F MATCH	
1004 GENERAL FUND	139.9
1005 I/A RECEIPTS	
1023 PROGRAM RECEIPTS	

Office of the Governor
Budget & Management Div.

REVISED PROGRAM
REQUEST FOR NEW POSITION

COVER PROGRAM	Health & Social Services
AGENCY	Adult Corrections
DIVISION	Adult Confinement
BUDGET REQUEST UNIT	Illland Mountain Correctional Center
BUDGET COMPONENT	

POSITION TITLE Correctional Officer II	
LOCATION Eagle River	
TYPE (FULL OR PART-TIME) <u>Full</u>	
NUMBER REQUESTED <u>10</u>	
RANGE 13/B	BARGAINING UNIT GGU
MONTHLY SALARY \$2,241	# MONTHS (CY) 20

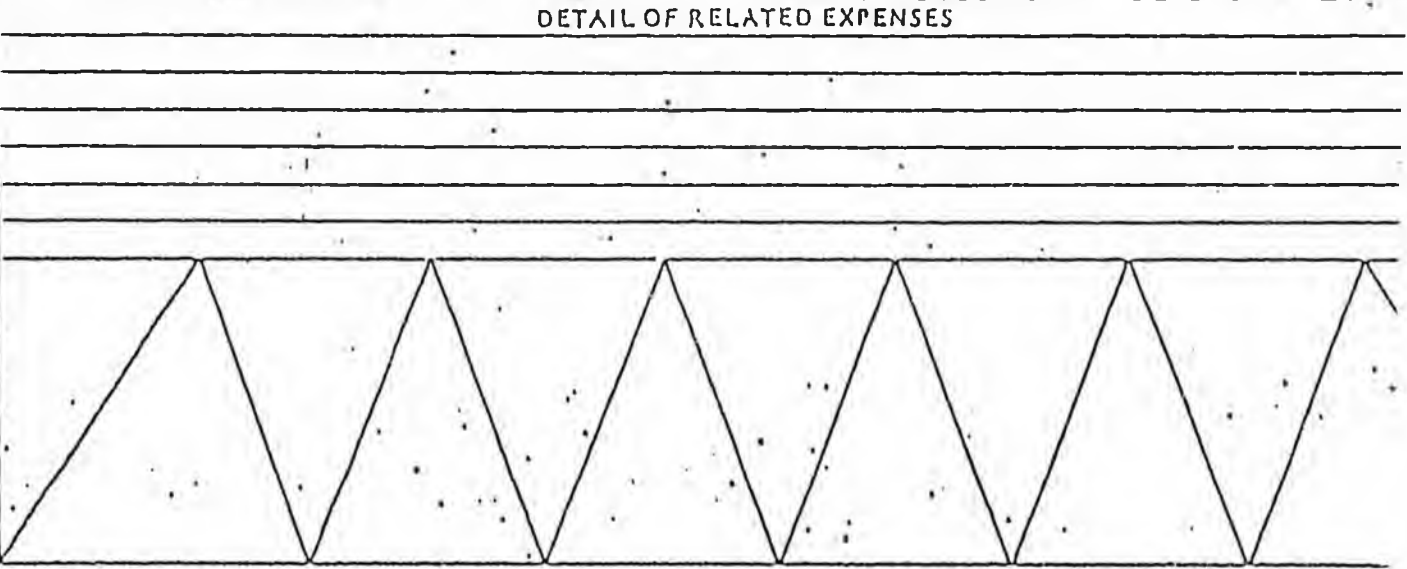
JUSTIFICATION:

These positions will provide security coverage for the increased inmate population at this facility. The population is presently running 202 with a rated capacity of 162.

Single Position Costs:

Salary	\$2,241
Overtime & Shift Diff.	210
Peace Officer Retirement	237
SBS	150
Var Benefits	419
Health Ins.	240
	<u>\$3,497</u>

DETAIL OF RELATED EXPENSES	
01 PERSONAL SERVICES	69.9
02 TRAVEL	
03 CONTRACTUAL	
04 COMMODITIES	
05 EQUIPMENT	
06 OTHER	
TOTAL	69.9
1002 FEDERAL	
1003 G/F MATCH	
1004 GENERAL FUND	69.9
1005 I/A RECEIPTS	
1006 PROGRAM RECEIPTS	



REVISED PROGRAM
 REQUEST FOR NEW POSITION

COVER PROGRAM	Offender, Confinement, Reformation
AGENCY	Health & Social Services
DIVISION	Adult Corrections
BUDGET REQUEST UNIT	Adult Confinement
BUDGET COMPONENT	Ridgeview Men's Facility

POSITION TITLE Correctional Officer II	
LOCATION Anchorage	
TYPE (FULL OR PART-TIME) <u>Full</u>	
NUMBER REQUESTED <u>5</u>	
RANGE 13/B	BARGAINING UNIT GGU
MONTHLY SALARY \$2,241	% MONTHS (CY) 10

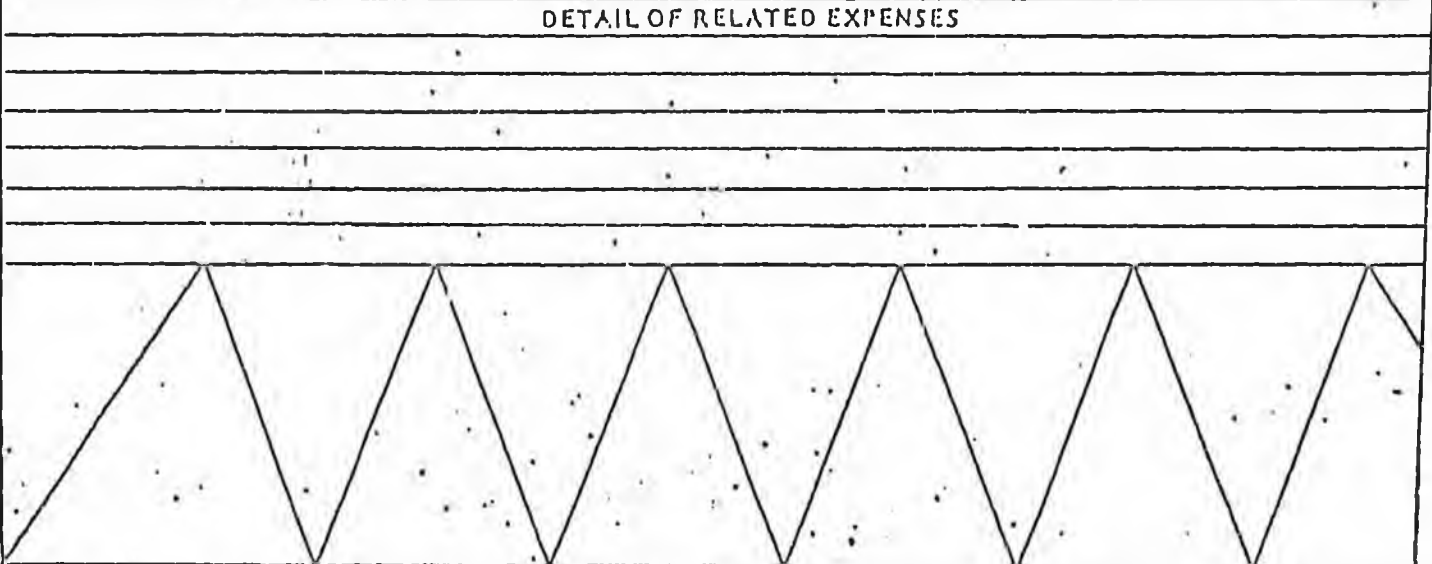
JUSTIFICATION:

The Ridgeview facility was to close with the opening of Cook Inlet Facility. Due to overcrowding only a portion was closed. It is presently operating as a misdemeanor facility with a population of 70 inmates and a staff of 12. These positions are necessary to provide security coverage.

Single Position Costs:

Salary	\$2,241
Overtime & Shift Diff.	210
Peace Officer Retirement	237
SBS	150
Var. Benefits	419
Health Insurance	240
	<u>\$3,497</u>

DETAIL OF RELATED EXPENSES	
01 PERSONAL SERVICES	35.0
02 TRAVEL	
03 CONTRACTUAL	
01 COMMODITIES	
05 EQUIPMENT	
05 OTHER	
TOTAL	35.0
1002 FEDERAL	
1003 G/F MATCH	
1004 GENERAL FUND	35.0
1005 I/A RECEIPTS	
1025 PROGRAM RECEIPTS	



HILAND MOUNTAIN CORRECTIONAL CENTER

When the Meadow Creek Correctional Center was designed and built, it was done so that as many support services as possible could be provided by the adjacent Hiland Mountain facility. One area to be shared was the sewage treatment facilities. The existing plant was redesigned and constructed to service both facilities. The Department of Environmental Conservation will not issue a certificate of operation without a fully trained person to operate/maintain the treatment plant.

Hiland Mountain Correctional Center 2/1 to 6/30/83

Maintenance Mechanic WG II	\$2,496 X 5	\$12,480
Benefits		<u>3,693</u>
Total Estimated Cost 1 Permanent Full Time Position		<u>\$16,173</u> ÷ 5 = [#] 3,235

1.	POSITION TITLE Maintenance Mechanic WG II			RANGE/STEP 52/A	DARG. UNIT L	FORM 12 PAGE/LINE	GOV.	AGENCY	DIST.
2.	TYPE OF POSITION, PFT	STAFF MONTHS 5	RP NUMBER	PCN NUMBER	BRU PRIORITY	LOCATION Eagle River	ELECTION DISTRICT	LEG.	

3.	CONTINUATION LEVEL	ADDITION	X
4.	TYPE OF EXPENDITURE		AMOUNT
	1	2	3
	PERSONAL SERVICES		
5.	Salary	2,496	12,480
6.	Benefits		2,078
7.	Supplemental Benefits		765
8.	Fixed Benefits		950
9.	TOTAL PERSONAL SERVICES	01	16,173
10.	Travel	02	
11.	Contractual	03	
12.	Commodities	04	
13.	Equipment	05	
14.	Other		
15.	TOTAL COST		16,173

JUSTIFICATION

This position is required to operate/maintain the sewage treatment plant that services the Hilland Mountain/Meadow Creek Correctional Center. Department of Environmental Conservation will not issue a certificate of operation without a fully trained person to operate/maintain the treatment plant.

	RECEIPT CODE	FUNDING SOURCE	
16.		Federal Receipts 1002	
17.		G.F. Match 1003	
18.		General Funds 1004	16,173
19.		I-A Receipts 1005	
20.		Program Receipts 1020	
21.		Other	

FOR BAH USE ONLY
4A KEY NUMBER _____

13 REQUEST FOR
NEW POSITION

AGENCY Health and Social Services
 PROGRAM Offender Confinement, Reformation & Supervision
 BRU Adult Confinement
 COMPONENT Hiland Mountain Correctional Center

Page 1 of 1
Revised Date _____

FY 8

	INITIALS	DATE
PREPARED BY		
CHECKED BY		

DIVISION OF ADULT CORRECTIONS

FINANCIAL PROJECTIONS

ANALYSIS SUMMARY

APRIL 30, 1983

	(1)	(2)	(3)	(4)
	CURRENT AUTHORIZATION	EXPENDITURES THRU 4.30.83 PER-COMPLET REPORT	PROJECTED ANNUAL EXPENDITURE	PROJECTED YEAR-END LAPSE / <DEFICIT>
1 PALMER COLL. CENTER	3692600	3260829	4329500	<638700>
2 ANCH. STATE - 3 RD AVE	1627000	1335620	1737180	<110180>
3 JUNEAU COLL. CENTER	2686100	2081183	2841629	<155529>
4 FAIRBANKS	3975700	3095067	4164752	<189052>
5 KETCHIKAN	1539300	1046629	1376529	162771
6 ANCH. ANNEX	2421600	1996066	2561482	<139882>
7 HILAND MT.	4572900	3222422	4406403	166497
8 MEADOW CK.	1070200	868777	1106835	<36635>
9 NOME	919300	708592	956955	<37655>
0 JOHNSON CENTER	674700	401018	562105	112595
1 RIDGEVIEW MEN'S FACILITY	1361800	1181741	1519946	<158146>
2 COOK INLET PRETRIAL	2350500	1129416	2577187	<226687>
3 STATEWIDE SERVICES	1119400	718546	1052193	67207
4 CORRECTIONS INDUSTRIES	160200	101575	131038	29162
5 OUT OF STATE CONTRACTUAL	3078200	1299041	2636652	441548
6 MASON MEDICAL GUARD HLD	1986700	1341166	2318468	<332268>
7				
8 TOTAL-ADULT CONFIN.				<1045154>
9				
0 PROBATION - 1 ST DISTRICT	536300	418717	552240	<15940>
1 " - 2 ND "	281300	187575	265513	15787
2 " - 3 RD "	1365400	1084935	1396788	<31388>
3 " - 4 TH "	779100	618487	825700	<46600>
4 COMMUNITY BASED PROGRAMS	1966000	1358210	1985621	30379
5				
6 TOTAL-PROB./COMM. SER.				<47162>
7				
8				
9 DIRECTOR'S OFFICE :				
0 COMM. OFFICE				
1 JUNEAU CENT. OFF. } 1407400	1027520	1390068	17332	
2 ANCH " " } 237700	150889	230242	7458	
3 CAREER ENHANC. TRAINING				
4				
5 TOTAL ADMIN. & SUPPORT				24790
6				
7				
8				
9 DIVISION TOTAL				<1068126>
0				
1				
2				
3				

DIV. OF ADULT CORRECTIONS
 PROTECTION ANALYSIS
 APRIL 30 FY 1983

COMPONENT	CURRENT AUTHORIZATION	EXPENDITURES THRU 4.30.83 PER COMP. REPORT	PROTECTED ANNUAL EXPENDITURE	PROTECTED YEAR-END LASE / <DEFICIT>
Palmer Corr. Center				
100	2525500	2392076	3095600	<570100 >
200	29800	14473	18000	6800
300	473900	165113	318600	155300
400	501100	561804	734000	<232900 >
500	30900	19664	19700	11200
700	139400	107699	143600	<19200 >
TOTAL	3690600	3260829	4329500	<638900 >
ANCH. STATE - 3RD AVE				
100	1305100	1106799	1390204	<85104 >
200	9200	2937	3660	5540
300	112200	76256	133799	<21599 >
400	179000	134704	189566	<10566 >
500	9700	5264	6438	3262
700	11800	7658	13513	<11713 >
TOTAL	1627000	1335620	1737180	<110180 >
JUNEAU CORR. CENTER				
100	1845100	1513646	1931616	<86516 >
200	12500	33005	39200	<26700 >
300	459000	279795	486949	<27949 >
400	319500	230905	349051	<29551 >
500	17000	646	3865	13135
700	33000	23186	30948	2052
TOTAL	2680100	2081183	2841629	<155529 >
FAIRBANKS CORR. CENTER				
100	2748100	2233059	2905540	<152440 >
200	21400	27902	35253	<13853 >
300	519200	249495	440500	78700
400	549900	537457	715863	<165963 >
500	20800	-0-	7096	13704
700	116300	47154	65500	50800
TOTAL	3975700	3095067	4164752	<189052 >
KETCHIKAN CORR. CENTER				
100	1073400	894799	1091004	<17604 >
200	33600	29571	39428	<5828 >
300	206900	58778	94374	112526
400	159100	100217	133623	25477
500	24200	7686	8800	15400
700	42100	5578	9300	32800
TOTAL	1539300	1046629	1376529	162771

DIV. OF ADULT CORRECTIONS

PROTECTION ANALYSIS

APRIL 30 FY 1983

COMPONENT	CURRENT	EXPENDITURES	PROJECTED	PROTECTED
	AUTHORIZATION	THRU 4.30.83 PER COMPONENT RESULT	ANNUAL EXPENDITURE	YEAR-END LARGE <DEFICIT>
ANCH. ANNEX				
100	1994800	1596179	2021582	<96782>
200	13000	4664	6219	6781
300	149800	96224	140179	9621
400	288600	279454	350030	<61430>
500	13600	5764	5764	7836
700	11800	13281	17708	<5908>
TOTAL	2421600	1996066	2561482	<139882>
HILAND Mt. CORR. CENTER				
100	3089100	2324148	3072041	17059
200	25900	7467	10000	15900
300	809600	329973	597020	212580
400	473500	494108	620642	<147142>
500	26700	8411	26700	-0-
700	148100	58315	80000	68100
TOTAL	4572900	3222422	4406403	166497
MEADOW CK. CORR. CENTER				
100	985300	731141	923546	<38246>
200	6700	3109	4369	2331
300	67300	53601	72802	<-5502>
400	102000	74991	97178	4822
500	-0-	<58>	<58>	58
700	8900	5939	8924	<24>
TOTAL	1070200	868797	1106835	<36635>
NOHE COLL. CENTER				
100	690100	574038	734318	<44218>
200	9200	24029	29038	<19838>
300	127800	21617	55020	72780
400	78600	74059	105584	<26984>
500	6500	8703	24800	<18300>
700	7100	6146	8195	<1095>
TOTAL	919300	708592	956955	<37655>
JOHNSON CENTER				
100	367100	343545	435233	<68132>
200	10700	7605	10390	310
300	198100	33088	82800	115300
400	85000	13075	19613	65387
500	-0-	3242	13452	<13452>
700	13800	463	617	13183
TOTAL	674700	401018	562105	112595

DIV. OF ADULT CORRECTIONS

PROTECTION ANALYSIS

APRIL 30 FY 1983

COMPONENT	CURRENT		EXPENDITURES	PROTECTED	PROTECTED
	AUTHORIZATION		THRU 4-30-83	ANNUAL	YEAR END
			PER COMPONENT	EXPENDITURE	LAGS /
			REACT		< DEFICIT >
LOGEVILLE MEN'S FACILITY					
100	1111000		972020	1187743	< 76743 >
200	3400		2794	3819	< 419 >
300	39800		35454	66168	< 26368 >
400	193500		160729	245664	< 52164 >
500	2500		2500	2500	-0-
700	11600		9244	14052	< 2952 >
TOTAL	1361800		1181741	1519946	< 158146 >
COOK COUNTY PRO-TRIAL					
100	1513700		985168	1918000	< 404300 >
200	10000		2478	6195	3805
300	328600		57848	281965	46635
400	333200		157702	258565	74635
500	100000		23458	100000	-0-
700	65000		2262	12462	52538
TOTAL	2350500		1229416	2577187	< 220687 >
STATEWIDE SERVICES					
100	587200		480439	603154	< 15954 >
200	5000		7491	9988	< 4788 >
300	524200		227996	431268	92932
400	3000		1083	3783	< 1783 >
500	-0-		-0-	-0-	-0-
700	-0-		1537	4000	< 4000 >
TOTAL	1119400		718546	1052193	67207
CORR. INDUSTRIES ADMIN.					
100	150900		92359	118737	32162
200	3700		4570	6107	< 2407 >
300	4400		4006	5341	< 941 >
400	1200		640	853	347
500	-0-		-0-	-0-	-0-
700	-0-		-0-	-0-	-0-
TOTAL	160200		101575	131038	29162
OUT-OF-STATE CONTRACT.					
100	-0-		-0-	-0-	-0-
200	-3000		301	23000	-0-
300	3055200		1293298	2587470	467730
400	-0-		5442	26182	< 26182 >
500	-0-		-0-	-0-	-0-
700	-0-		-0-	-0-	-0-
TOTAL	3078200		1299041	2636652	441548

DIV. OF ADULT CORRECTIONS

PROTECTION ANALYSIS

APRIL 30 FY 1983

COMPONENT	CURRENT	EXPENDITURES	PROJECTED	PROTECTED
	AUTHORIZATION	THRU 30-83 PER CAPITA REACT	ANNUAL EXPENDITURE	YEAR END LATE / <DEFICIT>
MAJOR MEDICAL				
100	270800	304017	398392	<127592>
200	7300	919	919	6381
300	654500	952649	1701952	<1047452>
400	21100	82864	116988	<95888>
500	-0-	-0-	-0-	-0-
700	1033000	100717	100717	932283
TOTAL	1986700	1341166	2318968	<332268>
PROBATION - 1ST JUD. DIST.				
100	460100	367220	469308	<9208>
200	28300	9762	13017	15283
300	35800	31095	57318	<21518>
400	4300	3963	5284	<984>
500	7800	6677	7313	787
700	-0-	-0-	-0-	-0-
TOTAL	536300	418717	5352240	<15940>
PROBATION - 2ND JUD. DIST.				
100	220300	138330	188100	12200
200	37000	25990	34500	2500
300	34700	15276	29900	4800
400	2600	4285	5713	<3113>
500	6700	3694	7300	<600>
700	-0-	-0-	-0-	-0-
TOTAL	281300	187575	265513	15787
PROBATION - 3RD JUD. DIST.				
100	1200200	985646	1247576	<41376>
200	26300	13901	18535	7765
300	119300	71654	112364	6936
400	12400	12835	17113	<4713>
500	1200	899	1200	-0-
700	-0-	-0-	-0-	-0-
TOTAL	1365400	1084935	1396788	<31388>
PROBATION - 4TH JUD. DIST.				
100	666900	547475	696000	<29100>
200	33400	27927	36000	<2600>
300	69400	34228	69000	400
400	8200	6367	9000	<800>
500	1200	2488	15700	<14500>
700	-0-	-0-	-0-	-0-
TOTAL	779100	618487	825700	<46600>

DIV. OF ADULT CORRECTIONS
PROTECTION ANALYSIS
APRIL 20 FY 1983

WRITE #	COMPONENT	CURRENT	EXPENDITURES	PROJECTED	PROJECTED
		AUTHORIZATION	THRU 4.30.83 PER COMPONENT REACT	ANNUAL EXPENDITURE	YEAR-END LASE / <DEFICIT>
	COMMUNITY BASED PROGRAMS				
2	100	434600	301998	386228	48372
3	200	6500	7769	10359	< 3859 >
4	300	1520900	1026714	1514134	6766
5	400	4000	1669	2219	1781
6	500	-0-	12216	12216	< 12216 >
7	700	-0-	7849	10465	< 10465 >
8	TOTAL	1966000	1358210	1985621	30379
9					
10	DIRECTORS OFFICE				
11	100	1069800	804181	1043251	26549
12	200	78800	34809	113079	< 34279 >
13	300	236900	120057	192945	44055
14	400	16900	17170	22893	< 5993 >
15	500	5000	1303	18000	< 13000 >
16	700	-0-	-0-	-0-	+0-
17	TOTAL	1407400	1027520	1390068	17332
18					
19	CAREER ENHANC. TRAINING				
20	100	160100	119224	152982	7118
21	200	27200	7264	17200	10000
22	300	43000	16534	49000	< 1000 >
23	400	7400	7867	11060	< 3660 >
24	500	-0-	-0-	-0-	-0-
25	700	-0-	-0-	-0-	+0-
26	TOTAL	237700	150889	230242	7458
27					
28					
29	100				
30	200				
31	300				
32	400				
33	500				
34	700				
35	TOTAL				
36					
37					
38	100				
39	200				
40	300				
41	400				
42	500				
43	700				
44	TOTAL				

Introduced: 2/16/83
Referred: Transportation
and Finance

<u>Funding Information</u>	
General Fund	\$12,000,000
Other Funds	-0-
	<u>\$12,000,000</u>

1 IN THE HOUSE

BY FULLER AND BUSSELL

2

HOUSE BILL NO. 203

3

IN THE LEGISLATURE OF THE STATE OF ALASKA

4

THIRTEENTH LEGISLATURE - FIRST SESSION

5

A BILL

6

For an Act entitled: "An Act making a special appropriation to the Depart-

7

ment of Transportation and Public Facilities for

8

Phase I of the Nome Port Facility; and providing for

9

an effective date."

10

BE IT ENACTED BY THE LEGISLATURE OF THE STATE OF ALASKA:

11

* Section 1. The sum of \$12,000,000 is appropriated from the general

12

fund to the Department of Transportation and Public Facilities for Phase I

13

of the Nome Port Facility.

14

* Sec. 2. The appropriation made by this Act is for a capital project

15

and is subject to AS 37.25.020.

16

* Sec. 3. This Act takes effect July 1, 1983.