

BILLS 1981 - 1982

HB 654 cont. - CSHB 666

Lawrence
1556

1 under (a)(2) of this section is not practicable or not in the best
2 interests of the state, it [HE] shall notify the governing body of the
3 municipality of its [HIS] finding and specify reasons for it. If the
4 governing body requests reconsideration of the decision, the board
5 shall direct the commissioner to [HE SHALL] hold a hearing in the munici-
6 pality within 30 days following mailing of the request. Following the
7 hearing, the board [HE] may affirm, modify or reverse its [HIS] initial
8 decision and shall specify in writing the reasons.

9 * Sec. 14. AS 35.15.080(c) is amended to read:

10 (c) A municipality may request joint assumption of responsibilities
11 with the department relating to the planning, design and construction of
12 a public works project. A regional educational attendance area may
13 request joint assumption of responsibilities with the department relating
14 to the planning, design and construction of an educational facility. Two
15 or more municipalities or regional educational attendance areas may by
16 mutual agreement provide for cooperative assumption of responsibilities
17 relating to the planning and construction of a public works project. If
18 two or more municipalities or regional educational attendance areas
19 request assumption of responsibilities for a project and meet the stan-
20 dard of practicability set out in (a)(2) of this section, the board
21 [COMMISSIONER] shall determine which municipality or regional educational
22 attendance area is best able to direct planning, design, and construction
23 of the project and enter into an agreement with that municipality or
24 regional educational attendance area, or provide for joint or cooperative
25 administration, as the parties may agree or the board [COMMISSIONER] may
26 determine. Decisions of the board [COMMISSIONER] under this subsection
27 are final.

28 * Sec. 15. AS 35.15.080(f) is amended to read:

29 (f) To carry out the purpose of this section, the board [COMMISS-

1 SIONER OF TRANSPORTATION AND PUBLIC FACILITIES] shall adopt regulations
2 relating to the application for and the making and the conditions of
3 agreements and the local assumption of responsibilities for the planning,
4 design and construction of public works under this section. It [HE]
5 shall include in grant contracts terms and conditions requiring a
6 regional school board and its contractors to adhere to the provisions of
7 AS 36.05.010 with respect to the payment of wage rates on construction
8 projects, and AS 36.10.010 with respect to employment preference, and
9 may require different terms in agreements for different projects to meet
10 local conditions and unique requirements and to assure compliance with
11 the public facilities procurement policies developed by the department
12 under AS 35.10.160 - 35.10.200. If necessary, the board [COMMISSIONER]
13 may require as a condition of an agreement approval of the agreement by
14 the federal government. Regulations adopted, amended or repealed by the
15 department under this section which relate to educational facilities
16 shall be developed in conjunction with the Alaska Association of School
17 Boards and the Alaska Association of School Administrators and reviewed
18 by those associations before final action on the regulations is taken by
19 the department.

20 * Sec. 16. AS 35.20.050 is amended to read:

21 Sec. 35.20.050. AUTHORITY TO PURCHASE PROPERTY FOR THE PURPOSE OF
22 EXCHANGE. When the board [COMMISSIONER] formally declares that it is in
23 the best public interest of the state to do so, the department may
24 acquire by purchase or otherwise privately or publicly owned land or an
25 interest in it for the purpose of exchanging it for privately or publicly
26 owned land which the department is authorized by law to acquire.

27 * Sec. 17. AS 35.25.020 is amended by adding a new paragraph to read:

28 (7) "board" means the Board of Transportation and Public
29 Facilities established in AS 44.42.011.

1 * Sec. 18. AS 39.25.120 is amended by adding a new paragraph to read:
2 (20) the staff of the Board of Transportation and Public
3 Facilities.

4 * Sec. 19. AS 44.42.010 and 44.42.020 are repealed.

5 * Sec. 20. Members of the Board of Transportation and Public Facilities
6 shall be appointed for the following initial terms: two for four years, two
7 for three years, two for two years, and one for one year.

8 * Sec. 21. This Act takes effect July 1, 1982.

9
10
11
12
13
14
15
16
17
18
19
20
21
22
23
24
25
26
27
28
29

Introduced: 1/11/82
Referred: Transportation and
Finance

1 IN THE HOUSE BY THE TRANSPORTATION COMMITTEE

2 HOUSE BILL NO. 654

3 IN THE LEGISLATURE OF THE STATE OF ALASKA

4 TWELFTH LEGISLATURE - SECOND SESSION

5 A BILL

6 For an Act entitled: "An Act relating to the Department of Transportation
7 and Public Facilities and establishing the Board of
8 Transportation and Public Facilities at the head of the
9 department; and providing for an effective date,"

10 BE IT ENACTED BY THE LEGISLATURE OF THE STATE OF ALASKA:

11 * Section 1. AS 44.42 is amended by adding new sections to read:

12 Sec. 44.42.011. BOARD OF TRANSPORTATION AND PUBLIC FACILITIES.

13 There is at the head of the Department of Transportation and Public
14 Facilities the Board of Transportation and Public Facilities.

15 Sec. 44.42.013. COMMISSIONER OF TRANSPORTATION AND PUBLIC FACIL-
16 ITIES. The commissioner of transportation and public facilities is the
17 principal executive officer of the department. The board shall appoint
18 the commissioner of transportation and public facilities subject to the
19 approval of the governor.

20 Sec. 44.42.015. COMPOSITION OF BOARD AND TERMS OF MEMBERS. (a)
21 The board consists of seven members. The members of the board shall be
22 appointed by the governor and are subject to confirmation by a majority
23 of the members of the legislature in joint session.

24 (b) One member of the board shall be appointed from each allocation
25 district described in AS 19.30.127. Two members of the board shall be
26 appointed from the state at large.

27 (c) Members appointed shall have the following qualifications:

28 (1) two members shall be experienced in highway construction;

29 (2) two members shall have an aeronautical background;

- 1 (3) one member shall have a maritime background;
2 (4) one member shall be an economist; and
3 (5) one member shall be a graduate of an accredited law
4 school.

5 (d) Members serve overlapping four-year terms. A member may not
6 serve more than two full terms on the board.

7 Sec. 44.42.021. POWERS AND DUTIES OF BOARD. (a) The board shall
8 recommend policies for adoption by the legislature that are designed to
9 assure the development and maintenance of a comprehensive and balanced
10 statewide transportation system that will meet the needs of the people
11 of the state for safe and efficient transportation services. The poli-
12 cies shall provide, when appropriate, for the use of integrated inter-
13 modal transportation systems to implement the social, economic, and
14 environmental policies, goals, and objectives of the people of the
15 state, and especially to conserve nonrenewable natural resources includ-
16 ing land and energy. In preparing these policies the board shall

17 (1) consider the transportation policies that are stated in
18 existing state laws and recommend changes in these laws that the board
19 considers desirable;

20 (2) inventory the policies, goals, and objectives of municipi-
21 pal governments of the state and define the role of the state and municipi-
22 pal governments in determining transportation policies, in transportation
23 planning, and in implementing the state transportation plan;

24 (3) propose a six-year transportation plan for the state and,
25 after notice and public hearings, submit the transportation plan and
26 estimates of the appropriation necessary to implement the plan as well
27 as annual revisions of the plan to the legislature by the 10th day of
28 each regular legislative session;

29 (4) integrate the state transportation plan with the needs of

1 the elderly and the handicapped and coordinate federal and state programs
2 directed at assisting municipalities to answer the needs of the elderly
3 and the handicapped.

4 (b) In conformity with the policies, goals, and objectives stated
5 in (a) of this section and the state transportation plan adopted by the
6 legislature, the board shall

7 (1) plan, design, construct, and maintain all state modes of
8 transportation and transportation facilities, communication facilities,
9 and all docks, floats, breakwaters, buildings, and similar facilities;

10 (2) study existing transportation modes and facilities and
11 communication facilities in the state to determine how they might be
12 improved or whether they should continue to be maintained;

13 (3) study alternative means of improving transportation and
14 communication in the state with regard to the economic costs of each
15 alternative and its environmental and social effects;

16 (4) develop a comprehensive, long-range intermodal transpor-
17 tation plan for the state;

18 (5) study alternatives to existing modes of transportation in
19 urban areas and develop plans to improve urban transportation;

20 (6) cooperate and coordinate with and enter into agreements
21 with federal, state, and local government agencies and private organiza-
22 tions and persons in exercising its powers and duties;

23 (7) manage, operate, and maintain state transportation facili-
24 ties, communication facilities, and all docks, floats, breakwaters, and
25 buildings, including state highways, vessels, railroads, pipelines, air-
26 ports, and aviation facilities;

27 (8) study alternative means of transportation in the state,
28 considering the economic, social, and environmental impacts of each
29 alternative;

1 (9) coordinate and develop state and regional transportation
2 systems, considering deletions, additions, and the absence of altera-
3 tions;

4 (10) develop facility program plans for transportation and
5 communication facilities and state buildings, docks, and breakwaters
6 required to implement the duties set out in this section, including but
7 not limited to

8 (A) functional performance criteria; and

9 (B) schedules for completion;

10 (11) supervise and maintain all state automotive and mechani-
11 cal equipment, aircraft, and vessels, except aircraft and vessels used
12 by the Department of Fish and Game or the Department of Public Safety;

13 (12) supervise aeronautics and communications inside the
14 state, under AS 02.10;

15 (13) complete and maintain a current inventory of public
16 facilities, including a projection of the serviceability of the facili-
17 ties and projections of replacements and additions to facilities needed
18 to provide the level of services programmed by the various user agencies,
19 for municipalities with populations of less than 12,000, and for unincor-
20 porated communities, and perform those duties on a cooperative basis
21 with larger municipalities;

22 (14) adopt energy performance standards for public facilities
23 of the state that are constructed after July 1, 1980; the standards
24 shall be based on thermal and lighting energy standards established by
25 the American Society of Heating, Refrigeration and Air Conditioning
26 Engineers as adapted for application in high latitude, cold climate
27 environs;

28 (15) provide planning assistance, including but not limited to
29 energy audits and related technical services, to school districts and

1 regional educational attendance areas to develop and implement

2 (A) standards for the design, construction, and opera-
3 tion of rural educational facilities; and

4 (B) energy conservation measures for rural educational
5 facilities.

6 (c) The board may

7 (1) engage in experimental projects relating to available or
8 future modes of transportation and any means of improving existing
9 transportation facilities and service and communication;

10 (2) exercise the power of eminent domain, including the
11 declaration of taking as provided in AS 09.55.

12 (d) Under procedures adopted by it the board shall supervise the
13 execution by the commissioner of other statutory powers and responsi-
14 bilities granted to the commissioner by law.

15 * Sec. 2. AS 44.42.030 is amended to read:

16 Sec. 44.42.030. REGULATIONS. The board [DEPARTMENT] may adopt
17 regulations under the Administrative Procedure Act (AS 44.62) to imple-
18 ment, interpret, or make more specific its powers and duties.

19 * Sec. 3. AS 44.42.040 is amended to read:

20 Sec. 44.42.040. DEPARTMENTAL ORGANIZATION. The board [COMMIS-
21 SIONER] shall establish regions within the state. The functions of the
22 department within each region shall be performed, to the maximum extent
23 feasible, through a regional office. Each regional office shall be
24 directed by a regional transportation and public facilities director
25 appointed by the commissioner.

26 * Sec. 4. AS 44.42.050(a) is amended to read:

27 (a) The board [COMMISSIONER] shall develop annually a comprehen-
28 sive, intermodal, long-range transportation plan for the state. In
29 developing and revising the state plan, the board [COMMISSIONER] shall

1 consider means and costs of improving existing modes and facilities,
2 state and federal subsidies, and the costs and benefits of new transpor-
3 tation modes and facilities. The board [COMMISSIONER] shall also con-
4 sider the recommendation of the Alaska Transportation Planning Council.
5 The plan shall be submitted to the governor for his review and approval
6 and submitted by the governor to the legislature.

7 * Sec. 5. AS 44.42.050(b) is amended to read:

8 (b) In developing and revising the plan, the board [COMMISSIONER]
9 shall seek public review and evaluation by any reasonable means and may

10 (1) consult and cooperate with officials and representatives
11 of the federal government, other governments, interstate commissions and
12 authorities, local agencies and authorities, interested corporations and
13 other organizations concerning problems affecting transportation in the
14 state; and

15 (2) request from an agency or other unit of the state govern-
16 ment or of a political subdivision of it, or from a public authority,
17 the assistance and data that may be necessary to enable the board [COM-
18 MISSIONER] to carry out its [HIS] responsibilities under this section;
19 every such entity shall provide the assistance and data requested.

20 * Sec. 6. AS 44.42.050(d) is amended to read:

21 (d) The plan shall include a description of projects planned for
22 design and construction for the following two years. The description is
23 in addition to the long-range plan required by (a) of this section and
24 by AS 19.10.140. The description shall include an itemization of the
25 estimated cost for each project and the total cost of all projects. The
26 board [COMMISSIONER] shall propose and forward to the governor for his
27 review and approval and inclusion, as approved, in the capital budget a
28 construction program which includes the projects to be undertaken during
29 the following two years, including recommended project priorities. Funds

1 for transportation construction projects and necessary contingencies
2 shall be itemized as allocations within the bill for the General Appro-
3 priations Act.

4 * Sec. 7. AS 44.42.055(a) is amended to read:

5 (a) The board [COMMISSIONER] shall develop and annually revise a
6 statewide comprehensive facility procurement plan for public facilities
7 of the state and its municipalities.

8 * Sec. 8. AS 44.42.055(b) is amended to read:

9 (b) In developing and annually revising the facility procurement
10 plan, the board [COMMISSIONER] shall

11 (1) request and receive on an annual basis from all state
12 agencies a projection of the anticipated facility needs of the agency
13 for the next annual capital improvement program;

14 (2) consult with officials and representatives of municipali-
15 ties, the federal government, interested corporations and other organiza-
16 tions concerning public facility needs in the state;

17 (3) develop specific facility procurement plans for projects
18 in each of the following categories:

19 (A) sewage transmission and treatment systems;

20 (B) water transmission and treatment systems;

21 (C) electrical generation and distribution systems;

22 (D) health care and social services facilities;

23 (E) educational facilities;

24 (F) transportation facilities;

25 (G) public safety and justice facilities;

26 (H) recreational facilities;

27 (I) sanitation facilities; and

28 (J) cultural facilities;

29 (4) prepare recommendations to accommodate the various levels

1 of service identified by state agencies and other parties with respect
2 to the services described in (3) of this subsection, to include

3 (A) current and future facility needs;

4 (B) space standards and design guidelines for the appro-
5 priate facility types;

6 (C) maintenance and operations standards for the appro-
7 priate facility types;

8 (D) construction techniques and contracting methods;

9 (E) facility project budget requirements; and

10 (F) relative costs of identified alternatives (life
11 cycle cost analysis) including but not limited to the installation
12 and operation of energy systems which are not dependent on oil or
13 gas for water heating, space heating and cooling requirements, and
14 for the generation of electrical or mechanical power;

15 (5) identify common public facility needs among the various
16 user agencies; and

17 (6) submit its findings, plans and recommendations to the
18 governor and to the appropriate state agency to facilitate the develop-
19 ment of agency capital improvement budget requests.

20 * Sec. 9. AS 44.42.055(c) is amended to read:

21 (c) In the preparation and revision of the facility procurement
22 plan, the board [COMMISSIONER] may

23 (1) develop and adopt regulations for use in carrying out the
24 purpose of (b) of this section; regulations may not be adopted under
25 this section unless approval is received from appropriate program
26 agencies;

27 (2) make recommendations on the total capital improvement
28 program to affected state agencies, local governments, and other inter-
29 ested parties and organizations, and to the divisions of budget and

1 management and policy development and planning.

2 * Sec. 10. AS 44.42.060 is amended to read:

3 Sec. 44.42.060. GRANTS TO THE DEPARTMENT. The board [COMMIS-
4 SIONER] may apply for and accept, on behalf of the state, grants from
5 the federal government or an agency of it, or from another state, a
6 foundation, or any person, for any of the functions or purposes of the
7 department.

8 * Sec. 11. AS 44.42.900 is amended by adding a new paragraph to read:

9 (4) "board" means the Board of Transportation and Public
10 Facilities.

11 * Sec. 12. AS 35.15.080(a)(2) is amended to read:

12 (2) may provide by agreement for transfer to and assumption
13 by the municipality of the department's responsibilities relating to the
14 planning, design, and construction of a public works project, unless the
15 board [COMMISSIONER] determines that assumption of responsibilities by
16 the municipality is not practicable or not in the best interests of the
17 state.

18 * Sec. 13. AS 35.15.080(b) is amended to read:

19 (b) If the board [COMMISSIONER OF TRANSPORTATION AND PUBLIC FACILI-
20 TIES] determines that assumption of responsibilities by a municipality
21 under (a)(2) of this section is not practicable or not in the best
22 interests of the state, it [HE] shall notify the governing body of the
23 municipality of its [HIS] finding and specify reasons for it. If the
24 governing body requests reconsideration of the decision, the board
25 shall direct the commissioner to [HE SHALL] hold a hearing in the munici-
26 pality within 30 days following mailing of the request. Following the
27 hearing, the board [HE] may affirm, modify or reverse its [HIS] initial
28 decision and shall specify in writing the reasons.

29 * Sec. 14. AS 35.15.080(c) is amended to read:

1 (c) A municipality may request joint assumption of responsibilities
2 with the department relating to the planning, design and construction of
3 a public works project. A regional educational attendance area may
4 request joint assumption of responsibilities with the department relating
5 to the planning, design and construction of an educational facility. Two
6 or more municipalities or regional educational attendance areas may by
7 mutual agreement provide for cooperative assumption of responsibilities
8 relating to the planning and construction of a public works project. If
9 two or more municipalities or regional educational attendance areas
10 request assumption of responsibilities for a project and meet the stan-
11 dard of practicability set out in (a)(2) of this section, the board
12 [COMMISSIONER] shall determine which municipality or regional educational
13 attendance area is best able to direct planning, design, and construction
14 of the project and enter into an agreement with that municipality or
15 regional educational attendance area, or provide for joint or cooperative
16 administration, as the parties may agree or the board [COMMISSIONER] may
17 determine. Decisions of the board [COMMISSIONER] under this subsection
18 are final.

19 * Sec. 15. AS 35.15.080(f) is amended to read:

20 (f) To carry out the purpose of this section, the board [COMMIS-
21 SIONER OF TRANSPORTATION AND PUBLIC FACILITIES] shall adopt regulations
22 relating to the application for and the making and the conditions of
23 agreements and the local assumption of responsibilities for the planning,
24 design and construction of public works under this section. It [HE]
25 shall include in grant contracts terms and conditions requiring a
26 regional school board and its contractors to adhere to the provisions of
27 AS 36.05.010 with respect to the payment of wage rates on construction
28 projects, and AS 36.10.010 with respect to employment preference, and
29 may require different terms in agreements for different projects to meet

1 local conditions and unique requirements and to assure compliance with
2 the public facilities procurement policies developed by the department
3 under AS 35.10.160 - 35.10.200. If necessary, the board [COMMISSIONER]
4 may require as a condition of an agreement approval of the agreement by
5 the federal government. Regulations adopted, amended or repealed by the
6 department under this section which relate to educational facilities
7 shall be developed in conjunction with the Alaska Association of School
8 Boards and the Alaska Association of School Administrators and reviewed
9 by those associations before final action on the regulations is taken by
10 the department.

11 * Sec. 16. AS 35.20.050 is amended to read:

12 Sec. 35.20.050. AUTHORITY TO PURCHASE PROPERTY FOR THE PURPOSE OF
13 EXCHANGE. When the board [COMMISSIONER] formally declares that it is in
14 the best public interest of the state to do so, the department may
15 acquire by purchase or otherwise privately or publicly owned land or an
16 interest in it for the purpose of exchanging it for privately or publicly
17 owned land which the department is authorized by law to acquire.

18 * Sec. 17. AS 35.25.020 is amended by adding a new paragraph to read:

19 (7) "board" means the Board of Transportation and Public
20 Facilities established in AS 44.42.011.

21 * Sec. 18. AS 44.42.010 and 44.42.020 are repealed.

22 * Sec. 19. Members of the Board of Transportation and Public Facilities
23 shall be appointed for the following initial terms: two for four years, two
24 for three years, two for two years, and one for one year.

25 * Sec. 20. This Act takes effect July 1, 1982.
26
27
28
29

COMMITTEE REPORT

2/22

HOUSE

(5)

FURTHER: FINANCE

1/12/82

Date: 2/22/81

Mr. Speaker:

The Committee on COMMUNITY & REGIONAL AFFAIRS has had HB 660

"An Act relating to the determination of population; and providing for an effective date."

under consideration and ~~(as major by the committee)~~ reports it back with the following recommendations:

- do pass do not pass
- do pass with attached amendments(s)
- replace with CS for _____ same title
- new title
- and recommends _____
- AND attaches a "Letter of Intent" New Fiscal Note
- reports it back without recommendation
- referred to the _____ Committee

MEMBERS SIGNING
DO PASS

[Signature]

[Signature]

[Signature]

[Signature]

MEMBERS HAVING
OTHER RECOMMENDATIONS:

[Signature] - no rec.

[Signature]
CHAIRMAN

HB 660

Introduced: 1/12/82
Referred: Community & Regional
Affairs and Finance

1 IN THE HOUSE

BY THE RULES COMMITTEE BY
REQUEST OF THE GOVERNOR

2 HOUSE BILL NO. 660

3 IN THE LEGISLATURE OF THE STATE OF ALASKA

4 TWELFTH LEGISLATURE - SECOND SESSION

5 A BILL

6 For an Act entitled: "An Act relating to the determination of population;
7 and providing for an effective date."

8 BE IT ENACTED BY THE LEGISLATURE OF THE STATE OF ALASKA:

9 * Section 1. AS 29.88.015 is amended to read:

10 Sec. 29.88.015. DETERMINATION OF POPULATION. [(a)] For purposes
11 of AS 29.88.010 -- 29.88.045, the population of a taxing unit shall be
12 determined [ANNUALLY] by using the concept of residence used by the Uni-
13 ted States Bureau of the Census and determined by methods which, in the
14 judgment of the department, are reliable, including any census con-
15 ducted under the direction of, and certified by, the Alaska Department
16 of Labor [THE LATEST FIGURES OF THE UNITED STATES BUREAU OF THE CENSUS
17 OR OTHER POPULATION DATA WHICH, IN THE JUDGMENT OF THE DEPARTMENT, IS
18 RELIABLE.

19 (b) THE POPULATION OF THE TAXING UNIT INCLUDES THE POPULATION OF
20 ANY MILITARY RESERVATION WHICH IS A PART OF THE TAXING UNIT].

21 * Sec. 2. AS 29.89.060 is amended to read:

22 Sec. 29.89.060. POPULATION DETERMINATION. For purposes of AS 29.-
23 89.010 -- 29.89.100, population shall be determined by using the concept
24 of residence used by the United States Bureau of the Census and deter-
25 mined by methods which, in the judgment of the department, are reliable,
26 including any census conducted under the direction of, and certified by,
27 the Alaska Department of Labor [THE LATEST FIGURES OF THE UNITED STATES
28 BUREAU OF THE CENSUS OR OTHER RELIABLE POPULATION DATA, INCLUDING BUT
29 NOT LIMITED TO PUBLIC SCHOOL ENROLLMENT FIGURES, PUBLIC UTILITY CONNEC-

Reiter
Fiscal Note

1 TION, REGISTERED VOTERS OR CERTIFIED EMPLOYMENT PAYROLLS].

2 * Sec. 3. This Act takes effect July 1, 1982.

3
4
5
6
7
8
9
10
11
12
13
14
15
16
17
18
19
20
21
22
23
24
25
26
27
28
29

JAY S. HAMMOND
GOVERNOR



STATE OF ALASKA
OFFICE OF THE GOVERNOR
JUNEAU

213660

January 11, 1982


The Honorable Joe L. Hayes
Speaker of the House
Alaska State Legislature
Pouch V
Juneau, Alaska 99811

Dear Mr. Speaker:

Under the authority of art. III, sec. 18, of the Alaska Constitution, I am transmitting a bill relating to determination of population.

The bill has two features. It provides that for purposes of state aid to municipalities in the form of equalization of tax resources (AS 29.88) and revenue-sharing (AS 29.89), population is to be determined by using the concept of residence used by the United States Bureau of the Census. This is necessary in order to establish a uniform manner of counting people so that the problem of "double-counting" can be avoided. The bill also provides that the Department of Community and Regional Affairs may accept results from censuses conducted under the direction of and certified by the Department of Labor. The methodology used by the Department of Labor in conducting censuses conforms to that recognized and accepted by the United States Bureau of the Census; and the department's census results can thus be accepted as being accurate for the purposes of AS 29.88 and AS 29.89.

Sincerely,


Jay S. Hammond
Governor

HB 660

THE LEGISLATURE OF THE STATE OF ALASKA
TWELFTH LEGISLATURE

FISCAL NOTE

I. REQUEST

Bill/Resolution No. House Bill No. 660
Title An Act relating to the determination of population and providing...
Requested by Rules Committee Date 12/28/81

II. FISCAL DETAIL

Agency Affected Labor
Program Category Affected Social Services
BRU, Program, Or Subprogram(s) Affected Administrative Services
(Note: If more than one budget component is affected, separate line-item amounts and funding for each component in the analysis section.)

EXPENDITURES (Thousands of Dollars)

	FY 82	FY 83	FY 84	FY 85	FY 86	FY 87
100 PERSONAL SERVICES						
200 TRAVEL						
300 CONTRACTUAL						
400 COMMODITIES						
500 EQUIPMENT						
600 LAND & STRUCTURES						
700 GRANTS, CLAIMS, ETC.						
TOTAL	0	0	0	0	0	0

FUNDING (Thousands of Dollars)

	FY 82	FY 83	FY 84	FY 85	FY 86	FY 87
GENERAL FUND	0	0	0	0	0	0
FEDERAL FUNDS						
OTHER (Specify Source)						

POSITIONS

	FY 82	FY 83	FY 84	FY 85	FY 86	FY 87
FULL TIME	0	0	0	0	0	0
PART TIME						
TEMPORARY						

III. ANALYSIS (See Fiscal Note Preparation Instruction, Section III)

IV. DATE 12/28/81 PREPARED BY Judy Knight, Special Assistant
AGENCY Labor
Original: Legislative Finance PHONE 465-2700
cc: Budget and Management
Prime Sponsor (First Legislator Named)
33-001 (Rev. 12/81)

THE LEGISLATURE OF THE STATE OF ALASKA
TWELFTH LEGISLATURE

HB 660

FISCAL NOTE

I. REQUEST
 Bill/Resolution No. HB 660
 Title An act relating to the determination of population
 Requested by Rules Committee by request of Governor Date 1/12/82

II. FISCAL DETAIL
 Agency Affected Community & Regional Affairs
 Program Category Affected Development
 BRU, Program, Or Subprogram(s) Affected Community Development
 (Note: If more than one budget component is affected, separate line-item amounts and funding for each component in the analysis section.)

EXPENDITURES (Thousands of Dollars)

	FY 82	FY 83	FY 84	FY 85	FY 86	FY 87
100 PERSONAL SERVICES	-0-	-0-				
200 TRAVEL	-0-	-0-				
300 CONTRACTUAL	-0-	-0-				
400 COMMODITIES	-0-	-0-				
500 EQUIPMENT	-0-	-0-				
600 LAND & STRUCTURES	-0-	-0-				
700 GRANTS, CLAIMS, ETC.	-0-	-0-				
TOTAL	-0-	-0-				

FUNDING (Thousands of Dollars)

	FY 82	FY 83	FY 84	FY 85	FY 86	FY 87
GENERAL FUND	-0-	-0-				
FEDERAL FUNDS	-0-	-0-				
OTHER (Specify Source)	-0-	-0-				

POSITIONS

	FY 82	FY 83	FY 84	FY 85	FY 86	FY 87
FULL TIME	-0-	-0-				
PART TIME	-0-	-0-				
TEMPORARY	-0-	-0-				

III. ANALYSIS (See Fiscal Note Preparation Instruction, Section III)

No additional positions or expense.

IV. DATE January 20, 1982 PREPARED BY Rod Mourant
 AGENCY Community & Regional Affairs
 Original: Legislative Finance PHONE 465-4709
 cc: Budget and Management
 Prime Sponsor (First Legislator Named)
 33-001 (Rev. 12/81)

THE LEGISLATURE OF THE STATE OF ALASKA
TWELFTH LEGISLATURE

FISCAL NOTE

I. REQUEST

Bill/Resolution No. House Bill No 660
 Title An Act relating to the determination of population and providing...
 Requested by Rules Committee Date 12/28/81

II. FISCAL DETAIL

Agency Affected Labor
 Program Category Affected Social Services
 BRU, Program, Or Subprogram(s) Affected Administrative Services
 (Note: If more than one budget component is affected, separate line-item amounts and funding for each component in the analysis section.)

EXPENDITURES (Thousands of Dollars)

	FY 82	FY 83	FY 84	FY 85	FY 86	FY 87
100 PERSONAL SERVICES						
200 TRAVEL						
300 CONTRACTUAL						
400 COMMODITIES						
500 EQUIPMENT						
600 LAND & STRUCTURES						
700 GRANTS, CLAIMS, ETC.						
TOTAL	0	0	0	0	0	0

FUNDING (Thousands of Dollars)

	FY 82	FY 83	FY 84	FY 85	FY 86	FY 87
GENERAL FUND	0	0	0	0	0	0
FEDERAL FUNDS						
OTHER (Specify Source)						

POSITIONS

	FY 82	FY 83	FY 84	FY 85	FY 86	FY 87
FULL TIME	0	0	0	0	0	0
PART TIME						
TEMPORARY						

III. ANALYSIS (See Fiscal Note Preparation Instruction, Section III)

IV. DATE 12/28/81 PREPARED BY Judy Knight, Special Assistant
 AGENCY Labor
 Original: Legislative Finance PHONE 465-2700
 cc: Budget and Management
 Prime Sponsor (First Legislator Named)
 33-001 (Rev. 12/81)

ALASKA STATE LEGISLATURE

TWELFTH Legislature SECOND Session

HOUSE BILL NO. 660...

By THE RULES COMMITTEE BY...
REQUEST OF THE GOVERNOR

"An Act relating to the determination of population; and providing for an effective date."

Determination of population

Introduced in the House ..1/12...., 19..82

HISTORY IN THE HOUSE

19 82

Jan 12

Read first time and referred to Committee on C&PA and Finance

Reported back with recommendation that

Read second time and

Read third time and

PASS	Effective Date
Yeas	Yeas
Nays	Nays
Absent	Absent
Excused	Excused

Reconsideration

PASS	Effective Date
Yeas	Yeas
Nays	Nays
Absent	Absent
Excused	Excused

Reported correctly engrossed
Signed by Speaker
Sent to Senate

CHIEF CLERK OF THE HOUSE

HISTORY IN THE SENATE

19

Read first time and referred to Committee on

Reported back with recommendation that

Read second time and

Read third time and

PASS	Effective Date
Yeas	Yeas
Nays	Nays
Absent	Absent
Excused	Excused

Reconsideration

PASS	Effective Date
Yeas	Yeas
Nays	Nays
Absent	Absent
Excused	Excused

Reported correctly engrossed
Signed by President
Returned to House

SECRETARY OF THE SENATE

HISTORY IN THE HOUSE

19

Received from Senate

Concurred in Senate amendment thus adopting:
VOTE

Failed to concur in Senate amendment; asked Senate to recede
VOTE

Senate receded from amendment
VOTE

Senate failed to recede from amendment
VOTE

CC appointed by House

CC appointed by Senate

CC adopted by House
VOTE

CC adopted by Senate
VOTE

To enrolling
Reported correctly enrolled
Sent to Governor

..... by Governor

Filed with Lt. Governor

Chapter No.

Introduced: 1/12/82
Referred: Community & Regional
Affairs and Finance

1 IN THE HOUSE

BY THE HOUSE COMMITTEE BY
REQUEST OF THE GOVERNOR

2 HOUSE BILL NO. 660

3 IN THE LEGISLATURE OF THE STATE OF ALASKA

4 TWELFTH LEGISLATURE - SECOND SESSION

5 A BILL

6 For an Act entitled: "An Act relating to the determination of population;
7 and providing for an effective date."

8 BE IT ENACTED BY THE LEGISLATURE OF THE STATE OF ALASKA:

9 * Section 1. AS 29.88.015 is amended to read:

10 Sec. 29.88.015. DETERMINATION OF POPULATION. [(a)] For purposes
11 of AS 29.88.010 -- 29.88.045, the population of a taxing unit shall be
12 determined [ANNUALLY] by using the concept of residence used by the Uni-
13 ted States Bureau of the Census and determined by methods which, in the
14 judgment of the department, are reliable, including any census con-
15 ducted under the direction of, and certified by, the Alaska Department
16 of Labor [THE LATEST FIGURES OF THE UNITED STATES BUREAU OF THE CENSUS
17 OR OTHER POPULATION DATA WHICH, IN THE JUDGMENT OF THE DEPARTMENT, IS
18 RELIABLE.

19 (b) THE POPULATION OF THE TAXING UNIT INCLUDES THE POPULATION OF
20 ANY MILITARY RESERVATION WHICH IS A PART OF THE TAXING UNIT].

21 * Sec. 2. AS 29.89.060 is amended to read:

22 Sec. 29.89.060. POPULATION DETERMINATION. For purposes of AS 29.-
23 89.010 -- 29.89.100, population shall be determined by using the concept
24 of residence used by the United States Bureau of the Census and deter-
25 mined by methods which, in the judgment of the department, are reliable,
26 including any census conducted under the direction of, and certified by,
27 the Alaska Department of Labor [THE LATEST FIGURES OF THE UNITED STATES
28 BUREAU OF THE CENSUS OR OTHER RELIABLE POPULATION DATA, INCLUDING BUT
29 NOT LIMITED TO PUBLIC SCHOOL ENROLLMENT FIGURES, PUBLIC UTILITY CONNec-

1 TION, REGISTERED VOTERS OR CERTIFIED EMPLOYMENT PAYROLLS].

2 * Sec. 3. This Act takes effect July 1, 1982.

3

4

5

6

7

8

9

10

11

12

13

14

15

16

17

18

19

20

21

22

23

24

25

26

27

28

29

JAY S. HAMMOND
GOVERNOR



STATE OF ALASKA
OFFICE OF THE GOVERNOR
JUNEAU

213660

January 11, 1982


The Honorable Joe L. Hayes
Speaker of the House
Alaska State Legislature
Pouch V
Juneau, Alaska 99811

Dear Mr. Speaker:

Under the authority of art. III, sec. 18, of the Alaska Constitution, I am transmitting a bill relating to determination of population.

The bill has two features. It provides that for purposes of state aid to municipalities in the form of equalization of tax resources (AS 29.88) and revenue-sharing (AS 29.89), population is to be determined by using the concept of residence used by the United States Bureau of the Census. This is necessary in order to establish a uniform manner of counting people so that the problem of "double-counting" can be avoided. The bill also provides that the Department of Community and Regional Affairs may accept results from censuses conducted under the direction of and certified by the Department of Labor. The methodology used by the Department of Labor in conducting censuses conforms to that recognized and accepted by the United States Bureau of the Census; and the department's census results can thus be accepted as being accurate for the purposes of AS 29.88 and AS 29.89.

Sincerely,



Jay S. Hammond
Governor

HB 660

THE LEGISLATURE OF THE STATE OF ALASKA
TWELFTH LEGISLATURE

FISCAL NOTE

I. REQUEST

Bill/Resolution No. House Bill No. 660
Title An Act relating to the determination of population and providing...
Requested by Rules Committee Date 12/28/81

II. FISCAL DETAIL

Agency Affected Labor
Program Category Affected Social Services
BRU, Program, Or Subprogram(s) Affected Administrative Services
(Note: If more than one budget component is affected, separate line-item amounts and funding for each component in the analysis section.)

EXPENDITURES (Thousands of Dollars)

	FY 82	FY 83	FY 84	FY 85	FY 86	FY 87
100 PERSONAL SERVICES						
200 TRAVEL						
300 CONTRACTUAL						
400 COMMODITIES						
500 EQUIPMENT						
600 LAND & STRUCTURES						
700 GRANTS, CLAIMS, ETC.						
TOTAL	0	0	0	0	0	0

FUNDING (Thousands of Dollars)

	FY 82	FY 83	FY 84	FY 85	FY 86	FY 87
GENERAL FUND	0	0	0	0	0	0
FEDERAL FUNDS						
OTHER (Specify Source)						

POSITIONS

	FY 82	FY 83	FY 84	FY 85	FY 86	FY 87
FULL TIME	0	0	0	0	0	0
PART TIME						
TEMPORARY						

III. ANALYSIS (See Fiscal Note Preparation Instruction, Section III)

IV. DATE 12/28/81 PREPARED BY Judy Knight, Special Assistant
AGENCY Labor
PHONE 465-2700
Original: Legislative Finance
cc: Budget and Management
Prime Sponsor (First Legislator Named)
33-001 (Rev. 12/81)

THE LEGISLATURE OF THE STATE OF ALASKA
TWELFTH LEGISLATURE

FISCAL NOTE

HB 660

I. REQUEST
 Bill/Resolution No. HB 660
 Title An act relating to the determination of population
 Requested by Rules Committee by request of Governor Date 1/12/82

II. FISCAL DETAIL
 Agency Affected Community & Regional Affairs
 Program Category Affected Development
 BRU, Program, Or Subprogram(s) Affected Community Development
 (Note: If more than one budget component is affected, separate line-item amounts and funding for each component in the analysis section.)

EXPENDITURES (Thousands of Dollars)

	FY 82	FY 83	FY 84	FY 85	FY 86	FY 87
100 PERSONAL SERVICES	-0-	-0-				
200 TRAVEL	-0-	-0-				
300 CONTRACTUAL	-0-	-0-				
400 COMMODITIES	-0-	-0-				
500 EQUIPMENT	-0-	-0-				
600 LAND & STRUCTURES	-0-	-0-				
700 GRANTS, CLAIMS, ETC.	-0-	-0-				
TOTAL	-0-	-0-				

FUNDING (Thousands of Dollars)

	FY 82	FY 83	FY 84	FY 85	FY 86	FY 87
GENERAL FUND	-0-	-0-				
FEDERAL FUNDS	-0-	-0-				
OTHER (Specify Source)	-0-	-0-				

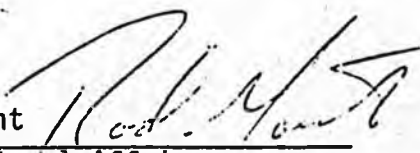
POSITIONS

	FY 82	FY 83	FY 84	FY 85	FY 86	FY 87
FULL TIME	-0-	-0-				
PART TIME	-0-	-0-				
TEMPORARY	-0-	-0-				

III. ANALYSIS (See Fiscal Note Preparation Instruction, Section III)

No additional positions or expense.

IV. DATE January 20, 1982 PREPARED BY Rod Mourant
AGENCY Community & Regional Affairs
 Original: Legislative Finance PHONE 465-4709
 cc: Budget and Management
 Prime Sponsor (First Legislator Named)
 33-001 (Rev. 12/81)



Introduced: 1/15/82
Referred: Resources and Finance

1 IN THE HOUSE

BY SUTCLIFFE

2 HOUSE BILL NO. 669

3 IN THE LEGISLATURE OF THE STATE OF ALASKA

4 TWELFTH LEGISLATURE - SECOND SESSION

5 A BILL

6 For an Act entitled: "An Act transferring the balance of a 1981 appropriation
7 to the fish processing loan guarantee account to the
8 fishery product revolving loan fund; and providing for
9 an effective date."

10 BE IT ENACTED BY THE LEGISLATURE OF THE STATE OF ALASKA:

11 * Section 1. The unexpended and unobligated portion of the appropriation
12 made to the fish processing loan guarantee account by sec. 1 of ch. 42, SLA
13 1981 or \$21,410,000, whichever is less, is transferred to the fishery product
14 revolving loan fund (AS 45.91).

15 * Sec. 2. Section 2, ch. 42, SLA 1981 is repealed.

16 * Sec. 3. This Act takes effect immediately in accordance with AS 01.10.-
17 070(c).

THE LEGISLATURE OF THE STATE OF ALASKA
TWELFTH LEGISLATURE

HB 669

FISCAL NOTE

I. REQUEST

Bill/Resolution No. HB 669 (1/15/82)

Title Transferring Bal. of 1981 Approp. to Fishery Product Revolving Loan Fund
Requested by House Finance & Resources Committees Date 1/22/82

II. FISCAL DETAIL

Agency Affected Department of Revenue

Program Category Affected Revenue Collection and Management

BRU, Program, Or Subprogram(s) Affected Treasury Management

(Note: If more than one budget component is affected, separate line-item amounts and funding for each component in the analysis section.)

EXPENDITURES (Thousands of Dollars)

	FY 82	FY 83	FY 84	FY 85	FY 86	FY 87
100 PERSONAL SERVICES	8.8	52.9	58.2	64.0	70.4	77.5
200 TRAVEL	2.0	5.0	5.5	6.1	6.7	7.3
300 CONTRACTUAL	3.0	7.0	7.7	8.5	9.3	10.3
400 COMMODITIES	.2	.5	.6	.6	.7	.8
500 EQUIPMENT	2.0	-				
600 LAND & STRUCTURES..						
700 GRANTS, CLAIMS, ETC.						
TOTAL	16.0	65.4	72.0	79.2	87.1	95.9

FUNDING (Thousands of Dollars)

	16.0	65.4	72.0	79.2	87.1	95.9
GENERAL FUND						
FEDERAL FUNDS						
OTHER (Specify Source)						

POSITIONS

	1.0	1.0	1.0	1.0	1.0
FULL TIME					
PART TIME					
TEMPORARY					

III. ANALYSIS (See Fiscal Note Preparation Instruction, Section III)

This bill transfers the unused portion of the 1981 appropriation of the Fish Processing Loan Guarantee Account to the Fishery Product Revolving Loan Fund (AS 45.91)(FPRLF). The FPRLF was established in 1981 but not funded and is presently inactive; would be activated by this bill, creating associated costs.

State Investment Officer II to handle all associated work as to credit decision, make loan, all associated paperwork and analysis. All general ledger accounting and clerical support to be absorbed by regular division staff. Travel as required for loan review/inspection/negotiation. Contractual services (Comm. \$3.0; Legal/Safekeep \$3.0; Print./Adv. & Misc. \$1.0). Equipment for new position.

Costs shown in FY 82 are for a two-month period assuming the bill would pass by April/May, 1982. If not effective until new fiscal year, equipment costs should be moved to FY 83.

Anselm C. Staack

IV. DATE January 22, 1982

PREPARED BY Anselm C. Staack, Treasury Comptroller

AGENCY Dept. of Revenue/Treasury Division

Original: Legislative Finance

PHONE 465-2350

cc: Budget and Management

Prime Sponsor (First Legislator Named)

33-001 (Rev. 12/81)

COMMITTEE REPORT
HOUSE

1/25/82

FURTHER: FINANCE

(7)

1/15/82

Date: Jan. 22, 82

Mr. Speaker:

The Committee on RESOURCES has had HB 669

"An Act transferring the balance of a 1981 appropriation to the fish processing loan guarantee account to the fishery product revolving loan fund; and providing for an effective date."

under consideration and reports it back as follows:

- do pass do not pass
- do pass with attached amendments(s)
- replace with CS for _____ same title
 new title
- and recommends _____
- AND attaches a "Letter of Intent" ~~NEW~~ Fiscal Note
- reports it back without recommendation
- referred to the _____ Committee

MEMBERS SIGNING
DO PASS

Jamesa James
William Kasper
Ben Stussard *duane*
Eric G. Sutcliffe
Ken ...

MEMBERS HAVING
OTHER RECOMMENDATIONS:

Eric G. Sutcliffe
 CHAIRMAN

213669

12-2159
Hein

Introduced: 1/15/82
Referred: Resources and Finance

1 IN THE HOUSE

BY SUTCLIFFE

2 HOUSE BILL NO. 669

3 IN THE LEGISLATURE OF THE STATE OF ALASKA

4 TWELFTH LEGISLATURE - SECOND SESSION

5 A BILL

6 For an Act entitled: "An Act transferring the balance of a 1981 appropriation
7 to the fish processing loan guarantee account to the
8 fishery product revolving loan fund; and providing for
9 an effective date."

10 BE IT ENACTED BY THE LEGISLATURE OF THE STATE OF ALASKA:

11 * Section 1. The unexpended and unobligated portion of the appropriation
12 made to the fish processing loan guarantee account by sec. 1 of ch. 42, SLA
13 1981 or \$21,410,000, whichever is less, is transferred to the fishery product
14 revolving loan fund (AS 45.91).

15 * Sec. 2. Section 2, ch. 42, SLA 1981 is repealed.

16 * Sec. 3. This Act takes effect immediately in accordance with AS 01.10.-
17 070(c).

f. note

THE LEGISLATURE OF THE STATE OF ALASKA
TWELFTH LEGISLATURE

HB 669

FISCAL NOTE

I. REQUEST

Bill/Resolution No. HB 669 (1/15/82)

Title Transferring Bal. of 1981 Approp. to Fishery Product Revolving Loan Fund
Requested by House Finance & Resources Committees Date 1/22/82

II. FISCAL DETAIL

Agency Affected Department of Revenue

Program Category Affected Revenue Collection and Management

BRU, Program, Or Subprogram(s) Affected Treasury Management

(Note: If more than one budget component is affected, separate line-item amounts and funding for each component in the analysis section.)

EXPENDITURES (Thousands of Dollars)

	FY 82	FY 83	FY 84	FY 85	FY 86	FY 87
100 PERSONAL SERVICES	8.8	52.9	58.2	64.0	70.4	77.5
200 TRAVEL	2.0	5.0	5.5	6.1	6.7	7.3
300 CONTRACTUAL	3.0	7.0	7.7	8.5	9.3	10.3
400 COMMODITIES	.2	.5	.6	.6	.7	.8
500 EQUIPMENT	2.0	-				
600 LAND & STRUCTURES						
700 GRANTS, CLAIMS, ETC.						
TOTAL	16.0	65.4	72.0	79.2	87.1	95.9

FUNDING (Thousands of Dollars)

	16.0	65.4	72.0	79.2	87.1	95.9
GENERAL FUND						
FEDERAL FUNDS						
OTHER (Specify Source)						

POSITIONS

	120	1.0	1.0	1.0	1.0	1.0
FULL TIME						
PART TIME						
TEMPORARY						

III. ANALYSIS (See Fiscal Note Preparation Instruction, Section III)

This bill transfers the unused portion of the 1981 appropriation of the Fish Processing Loan Guarantee Account to the Fishery Product Revolving Loan Fund (AS 45.91)(FPRLF). The FPRLF was established in 1981 but not funded and is presently inactive; would be activated by this bill, creating associated costs.

State Investment Officer II to handle all associated work as to credit decision, make loan, all associated paperwork and analysis. All general ledger accounting and clerical support to be absorbed by regular division staff. Travel as required for loan review/inspection/negotiation. Contractual services (Comm. \$3.0; Legal/Safekeep \$3.0; Print./Adv. & Misc. \$1.0). Equipment for new position.

Costs shown in FY 82 are for a two-month period assuming the bill would pass by April/May, 1982. If not effective until new fiscal year, equipment costs should be moved to FY 83.

Anselm C. Staack

IV. DATE January 22, 1982

PREPARED BY Anselm C. Staack, Treasury Comptroller

AGENCY Dept. of Revenue/Treasury Division

Original: Legislative Finance

PHONE 465-2350

cc: Budget and Management

Prime Sponsor (First Legislator Named)

33-001 (Rev. 12/81)

ALASKA STATE LEGISLATURE

TWELFTH Legislature SECOND... Session

HOUSE BILL NO. 669...

By SUTCLIFFE.....

"An Act transferring the balance of a 1981 appropriation to the fish processing loan guarantee account to the fishery product revolving loan fund; and providing for an effective date."

Transferring 1981 appro - fish loan funds

Introduced in the House .1/15...., 19.82

HISTORY IN THE HOUSE

19 82

Jan 15

Read first time and referred to Committee on Resources and Finance

Reported back with recommendation that

Read second time and

Read third time and

PASS	Effective Date
Yeas	Yeas
Nays	Nays
Absent	Absent
Excused	Excused

Reconsideration

PASS	Effective Date
Yeas	Yeas
Nays	Nays
Absent	Absent
Excused	Excused

Reported correctly engrossed
Signed by Speaker
Sent to Senate

CHIEF CLERK OF THE HOUSE

HISTORY IN THE SENATE

19

Read first time and referred to Committee on

Reported back with recommendation that

Read second time and

Read third time and

PASS	Effective Date
Yeas	Yeas
Nays	Nays
Absent	Absent
Excused	Excused

Reconsideration

PASS	Effective Date
Yeas	Yeas
Nays	Nays
Absent	Absent
Excused	Excused

Reported correctly engrossed
Signed by President
Returned to House

SECRETARY OF THE SENATE

HISTORY IN THE HOUSE

19

Received from Senate

Concurred in Senate amendment thus adopting:
VOTE

Failed to concur in Senate amendment; asked Senate to recede
VOTE

Senate receded from amendment
VOTE

Senate failed to recede from amendment
VOTE

CC appointed by House

CC appointed by Senate

CC adopted by House
VOTE

CC adopted by Senate
VOTE

To enrolling
Reported correctly enrolled
Sent to Governor

..... by Governor

Filed with Lt. Governor

Chapter No.

Original sponsor: Rules/Governor

Offered: 4/2/82
Referred: Rules

1 IN THE HOUSE

BY THE FINANCE COMMITTEE

2 CS FOR HOUSE BILL NO. 666 (Finance) am
3 IN THE LEGISLATURE OF THE STATE OF ALASKA
4 TWELFTH LEGISLATURE - SECOND SESSION

5 A BILL

6 For an Act entitled: "An Act appropriating for the operating expenses of the
7 state government; and providing for an effective date."

8 BE IT ENACTED BY THE LEGISLATURE OF THE STATE OF ALASKA:

9 * Section 1. Included within the general fund amounts appropriated accord-
10 ing to the schedules in sec. 10 of this Act, the following amounts are from
11 the unreserved special accounts in the general fund:

	Operating	Capital
12 Highway Fuel Tax Account	18,500,000	
13 Aviation Fuel Tax Account	4,500,000	

14 * Sec. 2. A sum is appropriated from the general fund necessary to pay
15 interest on revenue anticipation notes issued by the commissioner of revenue
16 under AS 43.08.010.

17 * Sec. 3. If federal or other program receipts exceed the estimates
18 appropriated by this Act, the appropriation from state funds for the affected
19 program may be reduced by the amount of the excess if the reductions are not
20 inconsistent with applicable federal statutes.

21 * Sec. 4. If program receipts fall short of the estimates appropriated by
22 this Act, the affected appropriation shall be reduced by the amount of the
23 shortfall in receipts.

24 * Sec. 5. If the federal receipts under Title XX of the Social Security
25 Act (42 U.S.C. 1397 et. seq.) fall short of the estimate, the amount of the
26 shortfall is appropriated from the general fund.

27 * Sec. 6. Amounts equivalent to the amounts to be received in settlement
28 of insurance claims for property losses are appropriated from the general
29

A M E N D M E N T

OFFERED IN THE HOUSE:

By: ADAMS

To: CS HOUSE BILL No. 666 (Finance)

SENATE BILL No. _____

PAGE: _____

LINE: _____

This is a general amendment to the Finance Committee Substitute and will affect the central office or Commissioner's office of each state agency. The changes are numerous and will be accomplished during the enrolling and engrossing process.

The numbers of full-time and part-time positions authorized by the House budget as shown in parentheses on the line items are reduced by 5%. The 5% reduction in authorized positions, when allocated to each state agency, leaves the amended budget authorized positions as shown on the following table. Each Commissioner or agency head shall allocate the reduction of positions within the agency:

<u>Department</u>	<u>Amended Budget Positions</u>	
	<u>Full-time</u>	<u>Part-time</u>
GOVERNOR	188	14
ADMINISTRATION	967	83
LAW	253	4
REVENUE	307	5
EDUCATION	423	33
HEALTH & SOCIAL SERVICES	2045	82
LABOR	539	136
COMMERCE & ECONOMIC DEVELOPMENT	324	7
MILITARY AFFAIRS	93	23
NATURAL RESOURCES	699	162
FISH AND GAME	604	648
PUBLIC SAFETY	347	98
TRANSPORTATION	2540	814
ENVIRONMENTAL CONSERVATION	230	15
COMMUNITY & REGIONAL AFFAIRS	157	16
LEGISLATURE	318	29
ALASKA COURT SYSTEM	503	24
UNIVERSITY OF ALASKA	<u>3013</u>	<u>206</u>
	14,050	2,399

5% Position Reduction

Full-time	740
Part-time	126
	<u>866</u>

CFER

STATE OF ALASKA -- OPERATING BUDGET SUMMARY

14:18

4/19/82

***** OFFICE OF THE GOVERNOR *****

SHORT FORM PAGE	BUDGET COMPONENT	FY82 ATH	GOV AMD	GOVERNOR	HOUSE	SENATE	SENATE - HOUSE COMPARISON	
NATURAL RESOURCE MANAGEMENT								
2	COASTAL ZONE MANAGEMENT/NOAA NOAA	84.3						
ADMINISTRATION OF JUSTICE COMMISSIONS								
6	STATUS OF WOMEN COMMISSION	283.8	348.1	348.1		348.1	348.1	100.0%
8	HUMAN RIGHTS COMMISSION	1251.3	1451.2	1501.2	1428.6	1451.2	22.6	1.5%
	*** PROGRAM TOTAL ***	1535.1	1799.3	1849.3	1428.6	1799.3	370.7	25.8%
DEVELOPMENT								
10	INTERNATIONAL AFFAIRS FISHERIES COMMISSIONS							
GENERAL GOVERNMENT								
EXECUTIVE OPERATIONS								
14	EXECUTIVE OFFICE	3873.1	4282.2	4680.6	4282.2	4282.2		
16	SPECIAL PROJECTS COORDINATOR	596.7						
18	REAPPORTIONMENT BOARD							
20	NATIONAL LANDS LEGISLATION							
22	ECONOMIC ANALYSIS							
24	AK LANDS IMPLEMENTATION	4244.9	347.8	695.6	338.7	347.8	9.1	2.6%
26	COUNCIL ON ECONOMIC POLICY		324.7	324.7		674.7	674.7	100.0%
28	FED SHORTFALL STATE AGENCIES	4000.0						
30	FED SHORTFALL NON-ST AGENCIES	1000.0						
32	EXECUTIVE AGENCIES PART I	14190.2						
34	ALASKA LANDS SPECIAL PROJECT	5000.0						
36	CONTINGENCY FUND	750.0	750.0	844.0	500.0	750.0	250.0	50.0%
38	EXECUTIVE MANSION	182.6	292.8	292.8	285.1	292.8	7.7	2.6%
40	REGULATORY REFORM OFFICE	108.7	119.4	119.4	113.8	119.4	5.6	4.8%
42	LIEUTENANT GOVERNOR	789.8	783.0	870.0	783.0	783.0		
44	DPDP	2201.9	2036.9	2147.4	1034.9	2036.9	1002.0	96.7%
46	GROWTH POLICY COUNCIL	183.0						
48	BUDGET & MANAGEMENT	2063.9	2291.0	2341.0	2233.2	2291.0	57.8	2.5%
50	INTERNAL AUDIT	863.9	998.9	1048.9	994.8	998.9	4.1	0.3%
52	COUNCIL OF ECONOMIC ADVISORS	250.0						
	*** PROGRAM TOTAL ***	40298.7	12226.7	13364.4	10565.7	12576.7	2011.0	19.0%
54	ELECTIVE OPERATIONS ELECTIONS	1939.7	3934.5	3934.5	3847.6	3934.5	86.9	2.2%
	*** CATEGORY TOTAL ***	42238.4	16161.2	17298.9	14413.3	16511.2	2097.9	14.5%

STATE OF ALASKA -- OPERATING BUDGET SUMMARY

14:18

4/19/82

* * * * * DEPARTMENT OF ADMINISTRATION * * * * *

SHORT FORM PAGE	BUDGET COMPONENT	FY82 ATH	GOV AMD	GOVERNOR	HOUSE	SENATE	SENATE - COMPARISON	HOUSE
EDUCATION								
2	TEACHER RETIREMENT MATCH	22041.5	25004.3	25004.3	25004.3	25004.3		
	ADMINISTRATIVE PROGRAM SUPPORT							
4	RESOURCE EDUCATION PROJECT	84.4						
	*** CATEGORY TOTAL ***	22125.9	25004.3	25004.3	25004.3	25004.3		
SOCIAL SERVICES								
6	LONGEVITY BONUS	26802.4	28214.5	29214.5	28200.4	28214.5	14.1	0.0%
	PIONEERS HOMES							
10	SIIKA	3034.1	3621.6	3621.6	3531.7	3621.6	89.9	2.5%
12	FAIRBANKS	2977.4	3327.0	3327.0	3246.6	3362.0	115.4	3.5%
14	PALMER	2604.6	2919.3	2919.3	2855.9	2919.3	63.4	2.1%
16	KOTZEBUE	793.4	745.2	864.8	864.8	745.2	-119.6	-13.7%
18	ANCHORAGE	3059.8	5543.8	6071.7	5543.8	5543.8		
20								
22	KETCHIKAN	1244.8	2218.4	2243.9	2191.4	2218.4	27.0	1.1%
24	CENTRAL OFFICE	301.7	337.6	337.6	327.4	337.6	10.2	3.0%
	*** PROGRAM TOTAL ***	14015.8	18712.9	19385.9	18561.6	18747.9	186.3	1.0%
28	OLDER ALASKANS COMMISSION	331.6	363.8	382.8	326.2	363.8	37.6	11.5%
32	AGING GRANTS	7989.1	7367.2	8367.2	7227.2	7367.2	140.0	1.8%
	*** CATEGORY TOTAL ***	49138.9	54658.4	57350.4	54315.4	54693.4	378.0	0.6%
ADMINISTRATION OF JUSTICE								
PUBLIC DEFENDER								
36	FIRST JUDICIAL DISTRICT	417.0	513.7	513.7	364.6	513.7	149.1	40.8%
38	SECOND JUDICIAL DISTRICT	397.2	487.6	487.6	400.2	487.6	87.4	21.7%
40	THIRD JUDICIAL DISTRICT	1543.8	1923.3	1923.3	1850.4	1923.3	72.9	3.8%
42	FOURTH JUDICIAL DISTRICT	882.9	1038.0	1040.3	906.6	1038.0	131.4	14.5%
44	ADMINISTRATION AND SUPPORT	162.9	194.0	194.0	184.8	194.0	9.2	5.0%
	*** PROGRAM TOTAL ***	3403.8	4156.6	4158.9	3706.6	4156.6	450.0	12.0%
DEVELOPMENT								
ALASKA ENERGY CENTER								
48	ALASKA ENERGY CENTER							
MUNICIPAL GRANTS								
52	CRAIG - BOROUGH STUDY	125.0						
54	KIANA-SURVEY & PLATTING	35.0						
56	KOTZEBUE-MARITIME STUDY	25.0						
58	DEERING-SURVEY & PLATTING	17.5						
60	NOME-SURVEY & PLATTING	210.0						
62	ARCTIC WINTER GAMES 1982	3200.0						
	*** PROGRAM TOTAL ***	3612.5						
	*** CATEGORY TOTAL ***	3612.5						

CORRECTION

**THIS DOCUMENT
HAS BEEN REPHOTOGRAPHED
TO ASSURE LEGIBILITY**

OPER

STATE OF ALASKA -- OPERATING BUDGET SUMMARY

14:18 4/19/82

*** OFFICE OF THE GOVERNOR ***

SHORT FORM PAGE	BUDGET COMPONENT	FY82 ATH	GOV AMD	GOVERNOR	HOUSE	SENATE	SENATE - HOUSE COMPARISON
NATURAL RESOURCE MANAGEMENT							
2	COASTAL ZONE MANAGEMENT/NOAA NOAA	84.3					
ADMINISTRATION OF JUSTICE							
COMMISSIONS							
6	STATUS OF WOMEN COMMISSION	283.8	348.1	348.1		348.1	100.0%
8	HUMAN RIGHTS COMMISSION	1251.3	1451.2	1501.2	1428.6	1451.2	22.6 1.5%
	*** PROGRAM TOTAL ***	1535.1	1799.3	1849.3	1428.6	1799.3	370.7 25.8%
DEVELOPMENT							
10	INTERNATIONAL AFFAIRS FISHERIES COMMISSIONS						
GENERAL GOVERNMENT							
EXECUTIVE OPERATIONS							
14	EXECUTIVE OFFICE	3873.1	4282.2	4680.6	4282.2	4282.2	
16	SPECIAL PROJECTS COORDINATOR	596.7					
18	REAPPORTIONMENT BOARD						
20	NATIONAL LANDS LEGISLATION						
22	ECONOMIC ANALYSIS						
24	AK LANDS IMPLEMENTATION	4244.9	347.8	695.6	338.7	347.8	9.1 2.6%
26	COUNCIL ON ECONOMIC POLICY		324.7	324.7		674.7	674.7 100.0%
28	FED SHORTFALL STATE AGENCIES	4000.0					
30	FED SHORTFALL NON-ST AGENCIES	1000.0					
32	EXECUTIVE AGENCIES PART I	14190.2					
34	ALASKA LANDS SPECIAL PROJECT	5000.0					
36	CONTINGENCY FUND	750.0	750.0	844.0	500.0	750.0	250.0 50.0%
38	EXECUTIVE MANSION	182.6	292.8	292.8	285.1	292.8	7.7 2.6%
40	REGULATORY REFORM OFFICE	108.7	119.4	119.4	113.8	119.4	5.6 4.8%
42	LIEUTENANT GOVERNOR	789.8	783.0	870.0	783.0	783.0	
44	DPDP	2201.9	2036.9	2147.4	1034.9	2036.9	1002.0 96.7%
46	GROWTH POLICY COUNCIL	183.0					
48	BUDGET & MANAGEMENT	2063.9	2291.0	2341.0	2233.2	2291.0	57.8 2.5%
50	INTERNAL AUDIT	863.9	998.9	1048.9	994.8	998.9	4.1 0.3%
52	COUNCIL OF ECONOMIC ADVISORS	250.0					
	*** PROGRAM TOTAL ***	40298.7	12226.7	13364.4	10565.7	12576.7	2011.0 19.0%
ELECTIVE OPERATIONS							
54	ELECTIONS	1939.7	3934.5	3934.5	3847.6	3934.5	86.9 2.2%
	*** CATEGORY TOTAL ***	42238.4	16161.2	17298.9	14413.3	16511.2	2097.9 14.5%

STATE OF ALASKA -- OPERATING BUDGET SUMMARY

14:18

4/19/82

***** OFFICE OF THE GOVERNOR *****

SHORT FORM PAGE	BUDGET COMPONENT	FY82 ATH	GOV AMD	GOVERNOR	HOUSE	SENATE	SENATE - COMPARISON	HOUSE
*****	TOTAL EXPENDITURES	43857.8	17960.5	19148.2	15841.9	18310.5	2468.6	15.5%
*****	FUNDING							
	FED. RECEIPT	831.1	225.0	225.0	144.4	225.0	80.6	53.7%
	GENERAL FUND	41542.7	17735.5	18923.2	15697.5	18085.5	2388.0	15.1%
	OTHER FUNDS	1484.0						

STATE OF ALASKA -- OPERATING BUDGET SUMMARY

14:18

4/19/82

* * * * * DEPARTMENT OF ADMINISTRATION * * * * *

SHORT FORM PAGE	BUDGET COMPONENT	FY82 ATH	GOV AMD	GOVERNOR	HOUSE	SENATE	SENATE - HOUSE COMPARISON
EDUCATION							
2	TEACHER RETIREMENT MATCH	22041.5	25004.3	25004.3	25004.3	25004.3	
	ADMINISTRATIVE PROGRAM SUPPORT						
4	RESOURCE EDUCATION PROJECT	84.4					
	*** CATEGORY TOTAL ***	22125.9	25004.3	25004.3	25004.3	25004.3	
SOCIAL SERVICES							
6	LONGEVITY BONUS	26802.4	28214.5	29214.5	28200.4	28214.5	14.1
	PIONEERS HOMES						0.0%
10	SITKA	3034.1	3621.6	3621.6	3531.7	3621.6	89.9
12	FAIRBANKS	2977.4	3327.0	3327.0	3246.6	3362.0	115.4
14	PALMER	2604.6	2919.3	2919.3	2855.9	2919.3	63.4
16	KOTZEBUE	793.4	745.2	864.8	864.8	745.2	-119.6
18	ANCHORAGE	3059.8	5543.8	6071.7	5543.8	5543.8	-13.7%
20							
22	KETCHIKAN	1244.8	2218.4	2243.9	2191.4	2218.4	27.0
24	CENTRAL OFFICE	301.7	337.6	337.6	327.4	337.6	10.2
	*** PROGRAM TOTAL ***	14015.8	18712.9	19385.9	18561.6	18747.9	186.3
28	OLDER ALASKANS COMMISSION	331.6	363.8	382.8	326.2	363.8	37.6
32	AGING GRANTS	7989.1	7367.2	8367.2	7227.2	7367.2	140.0
	*** CATEGORY TOTAL ***	49138.9	54658.4	57350.4	54315.4	54693.4	378.0
							0.6%
ADMINISTRATION OF JUSTICE							
PUBLIC DEFENDER							
36	FIRST JUDICIAL DISTRICT	417.0	513.7	513.7	364.6	513.7	149.1
38	SECOND JUDICIAL DISTRICT	397.2	487.6	487.6	400.2	487.6	87.4
40	THIRD JUDICIAL DISTRICT	1543.8	1923.3	1923.3	1850.4	1923.3	72.9
42	FOURTH JUDICIAL DISTRICT	882.9	1038.0	1040.3	906.6	1038.0	131.4
44	ADMINISTRATION AND SUPPORT	162.9	194.0	194.0	184.8	194.0	9.2
	*** PROGRAM TOTAL ***	3403.8	4156.6	4158.9	3706.6	4156.6	450.0
							12.0%
DEVELOPMENT							
ALASKA ENERGY CENTER							
48	ALASKA ENERGY CENTER						
	MUNICIPAL GRANTS						
52	CRAIG - BOROUGH STUDY	125.0					
54	KIANA-SURVEY & PLATTING	35.0					
56	KOTZEBUE-MARITIME STUDY	25.0					
58	DEERING-SURVEY & PLATTING	17.5					
60	NOME-SURVEY & PLATTING	216.0					
62	ARCTIC WINTER GAMES 1982	3200.0					
	*** PROGRAM TOTAL ***	3612.5					
	*** CATEGORY TOTAL ***	3612.5					

STATE OF ALASKA -- OPERATING BUDGET SUMMARY

14:18

4/19/82

* * * * * DEPARTMENT OF ADMINISTRATION * * * * *

SHORT FORM PAGE	BUDGET COMPONENT	FY82 ATH	GOV AMD	GOVERNOR	HOUSE	SENATE	SENATE - COMPARISON	HOUSE
	GENERAL GOVERNMENT							
64	COUNCIL ON SCIENCE/TECHNOLOGY	611.9	255.8	655.8		255.8	255.8	100.0%
66	ALASKA STATEHOOD COMMISSION	392.5	182.5	332.5		182.5	182.5	100.0%
68	PUBLIC OFFICES COMMISSION	423.7	608.7	608.7	100.0	608.7	508.7	508.6%
70	PUBLIC BROADCASTING COMMISSION	6813.8	7025.8	7525.8	6769.2	7025.8	256.6	3.7%
72	CENTRALIZED SERVICES							
76	COMMISSIONER'S OFFICE	-167.3	818.4	888.4	724.6	818.4	93.8	12.8%
80	FISCAL/PERSONNEL	651.7	702.6	762.9	651.7	702.6	50.9	7.7%
82	WORD PROCESSING CENTERS	860.1	1118.8	1126.5	847.3	1118.8	271.5	32.0%
84	CENTREX	598.5	953.1	953.1	953.1	953.1		
88	LABOR RELATIONS AGENCY	92.8	81.2	101.2		81.2	81.2	100.0%
90	EQUAL EMPLOYMENT OPPORTUNITY	492.7	508.2	533.2	492.7	508.2	15.5	3.0%
	*** PROGRAM TOTAL ***	2528.5	4182.3	4365.3	3669.4	4182.3	512.9	14.0%
	TELECOMMUNICATIONS							
94	SYSTEMS	19706.5	9299.5	9824.5	9543.1	9299.5	-243.6	-2.5%
96	SERVICES	507.2	516.4	543.4	492.4	516.4	24.0	4.8%
	*** PROGRAM TOTAL ***	20213.7	9815.9	10367.9	10035.5	9815.9	-219.6	-2.1%
	ACCOUNTING							
100	PRE-AUDIT	396.3	435.2	440.2	396.3	435.2	38.9	9.7%
102	ACCOUNTING SERVICES	355.5	377.5	377.5	355.4	377.5	22.1	6.1%
104	PAYROLL ACCOUNTING	581.8	646.0	656.0	578.3	646.0	67.7	11.6%
106	ADMINISTRATION & SUPPORT	259.2	296.9	296.9	259.2	296.9	37.7	14.5%
108	FINANCIAL SYSTEMS	1853.3	2351.3	2549.3	1852.7	2351.3	498.6	26.8%
	*** PROGRAM TOTAL ***	3446.1	4106.9	4319.9	3441.9	4106.9	665.0	19.2%
	PERSONNEL & LABOR RELATIONS SV							
112	PERSONNEL	3164.8	3163.6	3323.6	3159.6	3163.6	4.0	0.0%
114	LABOR RELATIONS	749.6	775.4	815.4	749.6	775.4	25.8	3.3%
	*** PROGRAM TOTAL ***	3914.4	3939.0	4139.0	3909.2	3939.0	29.8	0.7%
	GENERAL SERVICES							
118	PURCHASING	1116.8	1357.8	1411.8	1090.5	1357.8	267.3	24.5%
120	PROPERTY MANAGEMENT	352.3	565.4	590.4	515.8	565.4	49.6	9.5%
122	CENTRAL MAIL & SWITCHBOARD	552.0						
124	CENTRAL DUPLICATING AND MAIL	1424.1	1983.3	2033.3	1865.0	1983.3	118.3	6.2%
126	ARCHIVES	693.8	767.2	792.2	693.8	767.2	73.4	10.5%
128	SURPLUS PROPERTY	163.5						
	*** PROGRAM TOTAL ***	4302.5	4673.7	4827.7	4165.1	4673.7	508.6	12.1%
	DATA PROCESSING							
132	COMPUTING SERVICES	9984.6	13055.7	15371.1	10819.9	13055.7	2235.8	20.6%
134	MANAGEMENT SERVICES	658.2	580.2	610.2	580.2	580.2		
	*** PROGRAM TOTAL ***	10642.8	13635.9	15981.3	11400.1	13635.9	2235.8	19.5%
136	OFFICE OF INFO MANAGEMENT	457.0	441.6	518.6	441.6	441.6		
	RETIREMENT & BENEFITS							
138	RETIREMENT & BENEFITS	4057.5	4645.5	4678.5	4530.0	4644.7	114.7	2.5%
	BUILDING & EQUIPMENT SERVICES							
142	LEASING & FACILITIES	22888.7	32519.0	30769.0	29763.4	32519.0	2755.6	9.2%
144	EMPLOYEE HOUSING	1360.4	1511.0	1511.0	1360.4	1511.0	150.6	11.0%

STATE OF ALASKA -- OPERATING BUDGET SUMMARY

14:18

4/19/82

***** DEPARTMENT OF ADMINISTRATION *****

SHORT FORM PAGE	BUDGET COMPONENT	FY82 ATH	GOV AMD	GOVERNOR	HOUSE	SENATE	SENATE - COMPARISON	HOUSE
	*** PROGRAM TOTAL ***	24249.1	34030.0	32280.0	31123.8	34030.0	2906.2	9.2%
	RISK MANAGEMENT							
148	OPERATIONS	377.0	567.2	567.2	177.9	567.2	389.3	218.7%
150	PREMIUMS/LOSS RETENTION	5308.0	13428.3	13428.3	7428.3	13428.3	6000.0	80.7%
	*** PROGRAM TOTAL ***	5685.0	13995.5	13995.5	7606.2	13995.5	6389.3	84.0%
	RISK MANAGEMENT							
152	LOSS RETENTION	7672.5						
	*** CATEGORY TOTAL ***	95411.0	101539.1	104596.5	87192.0	101538.3	14346.3	16.5%
	*** FUNDING IMBALANCE		.8					
	***** TOTAL EXPENDITURES	173692.1	185358.4	191110.1	170218.3	185392.6	15174.3	8.8%
	***** FUNDING							
	FED. RECEIPT	5631.1	4869.2	4869.2	4869.2	4869.2		
	GENERAL FUND	138264.9	145163.8	148599.3	133143.5	140198.0	7054.5	5.2%
	OTHER FUNDS	29796.1	35326.2	37641.6	32205.6	40325.4	8119.8	25.1%
	*** FUNDING IMBALANCE		.8					

STATE OF ALASKA -- OPERATING BUDGET SUMMARY

14:18

4/19/82

***** DEPARTMENT OF LAW *****

SHORT FORM PAGE	BUDGET COMPONENT	FY82 ATH	GOV AMD	GOVERNOR	HOUSE	SENATE	SENATE - COMPARISON	HOUSE
2	PUBLIC PROTECTION OFFICE OF CONSUMER PROTECTION	703.9	742.1	762.1	659.7	742.1	82.4	12.5%
	ADMINISTRATION OF JUSTICE PROSECUTION							
6	FIRST JUDICIAL DISTRICT	803.9	929.4	929.4	882.8	929.4	46.6	5.2%
8	SECOND JUDICIAL DISTRICT	395.0	635.2	730.7	645.1	635.2	-9.9	-1.5%
10	THIRD JUDICIAL DISTRICT	2867.2	3215.8	3248.0	3018.3	3215.8	197.5	6.5%
12	FOURTH JUDICIAL DISTRICT	1308.7	1457.6	1457.6	1315.9	1457.6	141.7	10.7%
14	ADMIN & SUPPORT	1079.4	1000.0	1203.6	737.9	1000.0	262.1	35.5%
16	CRIMINAL APPEALS & SPECIAL PRO	897.6	1077.6	1186.3	935.8	1077.6	141.8	15.1%
18	PRE TRIAL DIVERSION	574.9	642.4	642.4	598.5	642.4	43.9	7.2%
20	ACTION GRANTS	708.1	708.1	708.1	708.1	708.1		
22	DISCRETIONARY GRANTS	300.0	300.0	300.0	300.0	300.0		
24	PLANNING							
	*** PROGRAM TOTAL ***	8934.8	9966.1	10406.1	9142.4	9966.1	823.7	9.0%
	GENERAL GOVERNMENT LEGAL SERVICES							
28	OPERATIONS	6465.0	7621.3	7877.3	6902.3	7621.3	719.0	10.3%
30	ADMIN. & SUPPORT	368.2	364.7	398.7	348.3	364.7	16.4	4.6%
	*** PROGRAM TOTAL ***	6833.2	7986.0	8276.0	7250.6	7986.0	735.4	10.0%
*****	TOTAL EXPENDITURES	16471.9	18694.2	19444.2	17052.7	18694.2	1641.5	9.5%
*****	FUNDING							
	FED. RECEIPT	1155.4	1127.8	1127.8	1008.1	1127.8	119.7	11.8%
	GENERAL FUND	12619.8	14502.1	15252.1	13156.0	14502.1	1346.1	10.1%
	OTHER FUNDS	2696.7	3064.3	3064.3	2888.6	3064.3	175.7	6.0%

STATE OF ALASKA -- OPERATING BUDGET SUMMARY

14:19

4/19/82

* * * * * DEPARTMENT OF REVENUE * * * * *

SHORT FORM PAGE	BUDGET COMPONENT	FY82 ATH	GOV AMD	GOVERNOR	HOUSE	SENATE	SENATE - HOUSE COMPARISON
2	PUBLIC PROTECTION A.D.C. BOARD	524.7	582.5	682.5	541.0	632.5	91.5 16.8%
4	DEVELOPMENT ALASKA RENEWABLE RESOURCES SHARED TAXES	1271.7		1381.7			
8	MUNICIPAL ASSISTANCE	87400.0	71300.0	85630.0	71300.0	-71300.0	-100.0%
10	AMUSEMENT AND GAMING TAX	36.0	36.0	36.0	36.0	36.0	
12	AVIATION FUEL TAX	141.0	141.0	141.0	141.0	141.0	
14	ELECTRIC & TELEPHONE COOP TAX	2100.0	1100.0	1100.0	1100.0	1100.0	
16	LIQUOR LICENSE TAX	900.0	900.0	900.0	900.0	900.0	
18	FISHERIES TAX	5907.0	8058.0	8058.0	8058.0	7858.0	-200.0 -2.5%
	*** PROGRAM TOTAL ***	96484.0	81535.0	95865.0	81535.0	10035.0	-71500.0 -87.6%
20	MUNICIPAL BOND BANK AUTHORITY	345.4	378.6	378.6	378.6	378.6	
22	ALASKA HOUSING FINANCE CORP.	2912.5	3441.0	3441.0	3066.3	3441.0	374.7 12.1%
24	PERMANENT FUND CORPORATION	450.5	1366.9	1366.9	588.9	1066.9	478.0 81.1%
	*** CATEGORY TOTAL ***	101464.1	86721.5	102433.2	85568.8	14921.5	-70647.3 -82.5%
26	GENERAL GOVERNMENT OPERATIONS						
30	AUDIT	3300.1	2876.7	3001.7	2625.3	2876.7	251.4 9.5%
32	PETROLEUM REVENUE	1600.1	1811.9	1811.9	1726.2	1811.9	85.7 5.0%
34	ENFORCEMENT	1715.4	1579.6	1639.6	1017.0	1579.6	562.6 55.2%
36	TREASURY MANAGEMENT	1865.5	2157.4	2157.4	1996.3	2157.4	161.1 8.0%
38	PUBLIC SERVICE	303.7	1117.4	1137.4	1009.3	1117.4	108.1 10.6%
	*** PROGRAM TOTAL ***	8784.8	9543.0	9748.0	8374.1	9543.0	1168.9 16.0%
40	CHILD SUPPORT ENFORCEMENT ADMIN & SUPPORT	2630.8	3487.1	3487.1	3090.2	3487.1	396.9 12.7%
44	OFFICE OF THE COMMISSIONER	427.2	1226.8	1226.8	978.0	1226.8	248.8 25.3%
46	ADMINISTRATIVE SERVICES	2080.7	2351.0	2396.0	1720.9	2351.0	630.1 36.5%
	*** PROGRAM TOTAL ***	2507.9	3577.8	3622.8	2698.9	3577.8	878.9 32.5%
48	PERMANENT FUND DIVIDEND	148329.8	150400.0	150400.0			
50	REFUNDABLE CREDITS	1632.0	1033.0	2791.0	1033.0	1033.0	
	*** CATEGORY TOTAL ***	163885.3	168040.9	170048.9	15196.2	17640.9	2444.7 16.0%
	***** TOTAL EXPENDITURES	265874.1	255344.9	273164.6	101306.0	33194.9	-68111.1 -67.1%
	***** FUNDING						
	FED. RECEIPT	1798.5	2458.8	2458.8	1903.1	2458.8	555.7 29.1%
	GENERAL FUND	259953.0	247963.2	265782.9	94873.2	24746.3	-70126.9 -73.8%
	OTHER FUNDS	4122.6	4922.9	4922.9	4529.7	5989.8	1460.1 32.1%

STATE OF ALASKA -- OPERATING BUDGET SUMMARY

14:19

4/19/82

* * * * * DEPARTMENT OF EDUCATION * * * * *

SHORT FORM PAGE	BUDGET COMPONENT	FY82 ATH	GOV AMD	GOVERNOR	HOUSE	SENATE	SENATE - COMPARISON	HOUSE
	EDUCATION							
2	FINANCIAL SUPPORT							
6	STUDENT ADM SUPPORT	257089.5	271114.2	286893.3	279461.6	279114.2	-347.4	0.0%
8	SPECIAL EDUCATION ADJUSTMENTS	25748.5	45545.7	48196.5	46991.6	45545.7	-1445.9	-3.0%
10	VOCATIONAL EDUC. ADJUSTMENTS	21321.5	22294.5	23592.1	23002.3	22294.5	-707.8	-3.0%
12	CORRESPONDENCE STUDY-DOE	1788.5	2084.7	2185.3	1844.9	2084.7	239.8	13.0%
14	CORRESPONDENCE STUDY-LOCAL	4775.9	5151.2	5451.0	4775.9	5151.2	375.3	7.8%
16	BILINGUAL PROGRAM ADJUSTMENT	9849.4	10389.5	10994.2	8500.0	10389.5	1889.5	22.1%
18	SUPPLEMENTAL EQUALIZATION AID	26924.6	27173.5	28876.7	26924.6	27173.5	248.9	0.8%
	*** PROGRAM TOTAL ***	347497.9	383753.3	406189.1	391500.9	391753.3	252.4	0.0%
20	FINANCIAL SUPPORT - DISTRICTS							
24	PUPIL TRANSPORTATION	20195.3	20300.0	22100.0	20300.0	20300.0		
26	STUDENT LUNCH PROGRAM	6000.0	6000.0	6000.0	6000.0	6000.0		
28	CIGARETTE TAX DISTRIBUTION	2500.0	4500.0	2500.0	7400.0	7000.0	-400.0	-5.3%
30	FEDERAL PROGRAMS	14756.2	14756.2	14756.2	14756.2	14756.2		
32	TUITION STUDENTS	3481.6	3558.2	3558.2	3558.2	3558.2		
34	BOARDING HOME GRANTS	1000.0	840.0	1340.0	651.0	840.0	189.0	29.0%
36	STATE CONTRACT PROGRAMS	25355.5	26129.1	27329.1	27079.1	26829.1	-250.0	-0.8%
38	LOCAL FORMULA-REAA							
40	KOTZEBUE TECHNICAL CENTER	1000.0	1090.0	1090.0	1000.0	1090.0	90.0	9.0%
42	NW ARCTIC REAA POSTSECONDARY P	218.4						
44	DESIGNATED GRANTS							
46	DEAF PROGRAM							
	*** PROGRAM TOTAL ***	74507.0	77173.5	78673.5	80744.5	80373.5	-371.0	-0.5%
48	FINANCIAL SUPPORT - OTHER							
52	DEBT RETIREMENT-LOCAL	40093.9	39703.3	44103.3	34100.0	36203.3	2103.3	6.1%
54	FINE ARTS CAMPS	106.0			115.6	-115.6	-100.0%	
56	SOS ASHA PAYMENTS							
58	REGIONAL RESOURCE CENTERS							
60	RSVP	724.0	789.1	789.1	394.5	789.1	394.6	100.0%
62	CROSS CULTURAL EDUCATION							
64	DESIGNATED GRANTS							
	*** PROGRAM TOTAL ***	40923.9	40492.4	44892.4	34610.1	36992.4	2382.3	6.8%
66	EDUCATION PROGRAM ADMIN							
70	ADMINISTRATIVE SERVICES	836.8	922.0	922.0	856.1	922.0	65.9	7.6%
72	FINANCE & MANAGEMENT SERVICES	870.2	908.3	908.3	795.5	908.3	112.8	14.1%
74	DEPT. OVERHEAD EXPENSES	411.9	777.0	777.0	649.5	777.0	127.5	19.5%
	*** PROGRAM TOTAL ***	2118.9	2607.3	2607.3	2301.1	2607.3	306.2	13.2%
	K-12 EDUCATION PROG SUPPORT							
78	CAREER & VOCATIONAL EDUCATION	1161.7	1010.4	1110.4	880.4	1010.4	130.0	14.7%
80	SPECIAL EDUCATION	517.6	488.3	565.8	453.5	488.3	34.8	7.6%
82	FEDERAL PROGRAMS ADMIN	836.9	1178.7	1178.7	1143.4	1178.7	35.3	3.0%
84	EDUCATION PROGRAM DEVELOPMENT	1915.5	2135.1	2135.1	1387.1	2135.1	748.0	53.8%
86	DESIGNATED GRANTS							
	*** PROGRAM TOTAL ***	4431.7	4812.5	4990.0	3864.4	4812.5	948.1	24.5%
	EXECUTIVE ADMINISTRATION							

STATE OF ALASKA -- OPERATING BUDGET SUMMARY

14:19

4/19/82

* * * * * DEPARTMENT OF EDUCATION * * * * *

SHORT FORM PAGE	BUDGET COMPONENT	FY82 ATH	GOV AMD	GOVERNOR	HOUSE	SENATE	SENATE - COMPARISON	HOUSE
90	COMMISSIONER	-133.7	781.0	816.0	723.1	781.0	57.9	8.0%
92	PLANNING INFO & RESEARCH	1198.9	1308.3	1308.3	1121.2	1868.3	747.1	66.5%
94	EDUC TECH & TELECOMM	3146.4	2381.0	3403.5	1976.5	2381.0	404.5	20.5%
96	DESIGNATED GRANTS	150.0						
	*** PROGRAM TOTAL ***	4361.6	4470.3	5527.8	3820.8	5030.3	1209.5	31.6%
98	BOARDS/COMMISSIONS/ASSOCIATION							
102	STATE BOARD OF EDUC.	125.2	130.0	130.0	118.6	130.0	11.4	9.5%
104	OTHER COMM & ASSOC-SUPPORT	108.7	118.6	118.6	110.3	163.6	53.3	48.2%
106	PROFESSIONAL TEACHING PRACTICE	105.6	114.4	114.4	95.1	114.4	19.3	20.2%
	*** PROGRAM TOTAL ***	339.5	363.0	363.0	324.0	408.0	84.0	25.8%
108	ADULT & POSTSECONDARY SPT							
112	ADULT BASIC EDUCATION	3343.6	3492.8	3709.5	3468.6	3557.8	89.2	2.5%
114	COMMUNITY SCHOOLS ADJUSTMENTS	2641.9	3690.2	3905.0	2641.9	3690.2	1048.3	39.6%
116	FIRE SERVICE TRAINING	148.9	82.4	82.4	132.4	82.4	-50.0	-37.7%
118	ADULT VOCATIONAL EDUCATION	122.7	133.7	133.7	58.4	133.7	75.3	128.8%
120	OTHER VOC ED GRANTS	226.8	100.0	100.0	100.0	100.0		
122	GRANTS ADMIN.	804.0	965.2	1023.5	839.6	965.2	125.6	15.0%
124	YOUTH EMPLOYMENT SERVICES	543.5	492.4	592.4	318.4	492.4	174.0	54.5%
126	DESIGNATED GRANTS	1000.0						
	*** PROGRAM TOTAL ***	8831.4	8956.7	9546.5	7559.3	9021.7	1462.4	19.2%
128	VOCATIONAL REHABILITATION							
132	COUNSELING & PLACEMENT	2735.5	2957.9	2957.9	2692.2	2957.9	265.7	9.8%
134	SERVICES TO CLIENTS	2689.5	2967.7	2967.7	2667.7	2967.7	300.0	11.1%
136	ADMINISTRATION	687.1	749.5	749.5	586.7	749.5	162.8	27.6%
138	SPECIALIZED FACILITIES	425.5	451.8	451.8	451.8	451.8		
140	STATE SUPPORTED FAC	48.0	48.0	48.0	48.0	48.0		
142	DISABILITY DETERMINATION	1349.2	1508.3	1508.3	1469.6	1508.3	38.7	2.5%
144	EMPLOYMENT OF THE HANDICAPPED	183.5	196.1	196.1	175.9	196.1	20.2	11.5%
146	INDEPENDENT LIVING REHABIL	555.0	555.0	755.0	555.0	755.0	200.0	36.0%
148	HB 60/SEC. 23							
150	DESIGNATED GRANTS	87.8						
	*** PROGRAM TOTAL ***	8761.1	9434.3	9634.3	8646.9	9634.3	987.4	11.3%
152	AK VOCATIONAL/TECHNOLOGY CTRS							
156	SEWARD CENTER	3976.6	4446.1	4571.1	4090.8	4571.1	480.3	11.6%
	*** PROGRAM TOTAL ***	3976.6	4446.1	4571.1	4090.8	4571.1	480.3	11.6%
	STUDENT FINANCIAL AID							
160	SCHOLARSHIP LOAN PROGRAM	24768.9						
162	WICHE-STUDENT EXCHANGE PROG	1257.8	1592.5	1595.7	971.1	1592.5	621.4	64.0%
164	STUDENT INCENTIVE GRANT PROG	428.0	244.0	428.0	244.0	244.0		
	*** PROGRAM TOTAL ***	26454.7	1836.5	2023.7	1215.1	1836.5	621.4	51.0%
	AK. POSTSECONDARY COMMISSION							
168	AK STUDENT LOAN ADMIN.	1274.5	2315.7	2576.2	1379.8	2315.7	935.9	67.7%
170	WICHE-ADMINISTRATION	64.3	55.1	70.1	55.1	55.1		
172	GENERAL ADMINISTRATION	1034.4	1005.4	1635.1	1223.8	1005.4	-218.4	-17.7%
	*** PROGRAM TOTAL ***	2373.2	3376.2	4281.4	2658.7	3376.2	717.5	27.0%
174	ALASKA HISTORICAL COMMISSION							
178	ALASKA HISTORICAL COMMISSION	535.2	580.8	580.8	403.1	580.8	177.7	44.0%

STATE OF ALASKA -- OPERATING BUDGET SUMMARY

14:20

4/19/82

***** DEPARTMENT OF EDUCATION *****

SHORT FORM PAGE	BUDGET COMPONENT	FY82 ATH	GOV AMD	GOVERNOR	HOUSE	SENATE	SENATE - COMPARISON	HOUSE
	*** PROGRAM TOTAL ***	535.2	580.8	580.8	403.1	580.8	177.7	44.0%
180	ALASKA ARTS COUNCIL							
184	ADMINISTRATION AND SUPPORT	5488.5	5115.1	5815.1	1982.3	5815.1	3832.8	193.3%
	*** PROGRAM TOTAL ***	5488.5	5115.1	5815.1	1982.3	5815.1	3832.8	193.3%
	MUSEUMS							
188	ADMINISTRATION AND SUPPORT	1622.6	1029.2	1029.2	853.1		-853.1	-100.0%
190	STATE LIBRARY & MUSEUMS							
194	REGULAR OPERATIONS	4742.8	4518.1	4808.1	3539.5	5547.3	2007.8	56.6%
196	BLUE BOOK	9.7	45.3	45.3	39.3	45.3	6.0	15.2%
	*** PROGRAM TOTAL ***	4752.5	4563.4	4853.4	3578.8	5592.6	2013.8	56.2%
	*** CATEGORY TOTAL ***	536976.3	553010.6	585578.6	548153.9	562405.6	14251.7	2.5%
	ADMINISTRATION OF JUSTICE							
	VIOLENT CRIME							
200	PUBLIC EDUCATION	375.0						
	***** TOTAL EXPENDITURES	537351.3	553010.6	585578.6	548153.9	562405.6	14251.7	2.5%
	***** FUNDING							
	FED. RECEIPT	31777.8	30270.2	30862.6	30666.4	30270.2	-396.2	-1.2%
	GENERAL FUND	484322.7	502351.3	536351.3	494357.7	509246.3	14888.6	3.0%
	OTHER FUNDS	21250.8	20389.1	18364.7	23129.8	22889.1	-240.7	-1.0%

STATE OF ALASKA -- OPERATING BUDGET SUMMARY

14:20

4/19/82

*** DEPARTMENT OF HEALTH & SOCIAL SERVICES ***

SHORT FORM PAGE	BUDGET COMPONENT	FY82 ATH	GOV AMD	GOVERNOR	HOUSE	SENATE	SENATE - HOUSE COMPARISON	
	SOCIAL SERVICES							
2	PUBLIC ASSISTANCE SERVICES							
6	AFDC	44270.3	41690.4	53120.4	41690.4	41690.4		
8	AID TO THE BLIND	155.1	179.5	179.5	179.5	179.5		
10	AID TO THE DISABLED	5849.4	7118.8	7118.8	7118.8	7118.8		
12	GENERAL RELIEF	900.0	900.0	900.0	900.0	900.0		
14	OLD AGE ASSISTANCE PAYMENTS	5025.1	5789.1	5789.1	5789.1	5789.1		
	*** PROGRAM TOTAL ***	56199.9	55677.8	67107.8	55677.8	55677.8		
16	ENERGY ASSISTANCE PROGRAM							
20	ENERGY ASSISTANCE PROGRAM	8174.4	6747.5	6747.5	6728.0	6747.5	19.5	0.2%
	*** PROGRAM TOTAL ***	8174.4	6747.5	6747.5	6728.0	6747.5	19.5	0.2%
22	MEDICAID ASSISTANCE							
26	HOSPITALS	10354.5	12327.8	12327.8	12327.8	12327.8		
28	PHYSICIAN SERVICES	5052.3	7858.1	7858.1	7858.1	7858.1		
30	OTHER SERVICES	1552.0	1695.5	1695.5	1695.5	1695.5		
32	EARLY SCREENING	2717.1	2751.9	2751.9	2751.9	2751.9		
34	NURSING HOMES	19656.0	21831.3	21831.3	21831.3	21831.3		
36	INDIAN HEALTH SERVICE	3410.8	5450.0	5450.0	5450.0	5450.0		
38	MEDICAID PENALTY		-1355.2	-1355.2	-1355.2	-1355.2		
	*** PROGRAM TOTAL ***	42742.7	50559.4	50559.4	50559.4	50559.4		
40	GENERAL RELIEF MEDICAL							
44	HOSPITALS	3789.4	4548.0	4548.0	4548.0	4548.0		
46	NURSING HOMES	568.1		501.1	501.1		-501.1	-100.0%
48	PHYSICIANS SERVICES	1528.2	2031.5	2031.5	2031.5	2031.5		
50	OTHER SERVICES	2399.5	2757.9	2757.9	2757.9	2757.9		
52	RESIDENTIAL/HOME CARE	166.4		181.4				
54	GRM REDUCTION		-575.3	-575.3	-575.3	-575.3		
56	CATASTROPHIC	1980.2	2158.4	2158.4	2158.4	2158.4		
	*** PROGRAM TOTAL ***	10431.8	10920.5	11603.0	11421.6	10920.5	-501.1	-4.3%
60	PUBLIC ASSISTANCE ADMIN							
62	ADMINISTRATION	1943.5	2209.1	2211.1	2147.8	2209.1	61.3	2.8%
64	QUALITY CONTROL	629.8	702.5	702.5	665.9	702.5	36.6	5.5%
66	STAFF DEVELOPMENT	157.5	178.4	178.4	171.8	178.4	6.6	3.7%
68	ELIGIBILITY DETERMINATION	6684.7	8764.4	7764.4	7391.8	8764.4	1372.6	18.5%
68	COLLECTIONS	52.0	56.3	56.3	53.1	56.3	3.2	6.0%
70	MED CARE ADVISORY COMMITTEE		61.0	66.1	61.0	61.0		
	*** PROGRAM TOTAL ***	9467.5	11971.7	10978.8	10491.4	11971.7	1480.3	14.0%
72	WIN							
76	WIN	849.7	509.5	838.6	481.3	834.0	352.7	73.2%
	*** PROGRAM TOTAL ***	849.7	509.5	838.6	481.3	834.0	352.7	73.2%
78	SOCIAL SERVICES							
82	HOMEMAKER SERVICES	200.0	218.1	218.1	216.3	218.1	1.8	0.7%
84	DAY CARE	315.5	343.8	343.8	343.8	343.8		
86	PREVENTIVE SERVICES	1500.0	1439.1	1500.0	1500.0	1439.1	-60.9	-4.0%
88	ADULT SUPPORTIVE SERVICES							
92	ADULT SERVICES	4102.4	3975.8	4451.1	4107.4	4102.4	-5.0	0.0%

STATE OF ALASKA -- OPERATING BUDGET SUMMARY

14:20

4/19/82

* * * * * DEPARTMENT OF HEALTH & SOCIAL SERVICES * * * * *

SHORT FORM PAGE	BUDGET COMPONENT	FY82 ATH	GOV AMD	GOVERNOR	HOUSE	SENATE	SENATE - COMPARISON	HOUSE
94	ADULT SERVICES ADMINISTRATION	1029.5						
96	ADULT SVCS DOMESTIC VIOLENCE							
98	ADULT SVCS DESIGNATED GRANTS							
100	OFFICE ON AGING ADMINISTRATION							
102	OFFICE ON AGING GRANTS							
	*** PROGRAM TOTAL ***	7147.4	5976.8	6513.0	6167.5	6103.4	-64.1	-1.0%
	FAMILY SERVICES ADMINISTRATION							
106	SOUTHCENTRAL REGION	2768.2	3149.5	2997.5	2831.0	3149.5	318.5	11.2%
108	NORTHERN REGION	1423.9	1620.2	1551.4	1483.5	1620.2	136.7	9.1%
110	SOUTHEASTERN REGION	483.0	543.6	535.8	507.6	543.6	36.0	7.0%
112	WESTERN REGION	744.7	829.3	805.3	761.0	829.3	68.3	9.0%
114	NORTHWESTERN REGION	555.2	624.6	599.0	569.2	624.6	55.4	9.6%
116	SOUTHERN REGION	528.7	606.9	585.1	553.0	606.9	53.9	9.6%
118	CENTRAL OFFICE	1020.3	1090.7	1093.5	1037.2	1090.7	53.5	5.1%
120	STAFF DEVELOPMENT	375.1	409.8	409.8	402.3	409.8	7.5	1.8%
122	DESIGNATED GRANTS	360.8						
	*** PROGRAM TOTAL ***	8259.9	8874.6	8577.4	8144.8	8874.6	729.8	9.0%
124	JUVENILE CUSTODY							
128	S.S. FOSTER CARE	3181.1	4586.5	4586.5	4586.5	4586.5		
130	FOS CARE PROB SVCS	520.7						
132	SS INSTIT CARE	7504.2	10939.7	11939.7	9939.7	10939.7	1000.0	10.0%
134	INSTIT CARE PROB SVCS	3491.8						
	*** PROGRAM TOTAL ***	14697.8	15526.2	16526.2	14526.2	15526.2	1000.0	6.8%
138	SQC SERV BLOCK GRANT OFFSET							
	YOUTH CORRECTIONAL SERVICES							
142	ADMINISTRATION	163.4	178.5	178.5	168.6	178.5	9.9	5.8%
144	FIRST DISTRICT	465.2	498.1	498.1	469.9	498.1	28.2	6.0%
146	THIRD DISTRICT	1081.1	1126.5	1129.2	1062.3	1126.5	64.2	6.0%
148	SECOND & FOURTH DISTRICT	809.0	858.3	862.7	812.5	858.3	45.8	5.5%
150	MCLAUGHLIN YOUTH CENTER	5489.7	5956.6	5969.3	5684.4	5956.6	272.2	4.7%
152	FAIRBANKS YOUTH FACILITY	1222.7	1319.0	1319.0	1261.9	1319.0	57.1	4.5%
154	NOME YOUTH FACILITY	720.6	975.4	975.4	940.6	975.4	34.8	3.6%
156	JUNEAU WOMEN'S & JUVENILE FAC.	142.8	151.0	151.0	143.3	151.0	7.7	5.3%
158	KETCHIKAN FACILITY		180.0	398.2	180.0	180.0		
	*** PROGRAM TOTAL ***	10094.5	11243.4	11481.4	10723.5	11243.4	519.9	4.7%
	HUMAN SERVICES - MANIILAQ							
162	HOMEMAKER SERVICES	66.1	72.0	72.0	72.0		-72.0	-100.0%
164	N.W. REGION FAMILY SVCS	114.5	124.8	124.8	124.8		-124.8	-100.0%
166	FOSTER CARE	79.0	103.8	103.8	103.8		-103.8	-100.0%
168	INSTITUTIONAL CARE	37.7	219.9	219.9	219.9		-219.9	-100.0%
170	DOMESTIC VIOLENCE				178.5		-178.5	-100.0%
172	ELIG DETERMINATION & STAFF DEV	164.5	179.3	179.3	179.3		-179.3	-100.0%
174	OLD AGE ASSISTANCE	307.0	358.2	358.2	358.2		-358.2	-100.0%
176	AID TO THE BLIND	6.2	5.7	5.7	5.7		-5.7	-100.0%
178	AID TO THE DISABLED	91.1	111.8	111.8	111.8		-111.8	-100.0%
180	ENERGY ASSISTANCE PROGRAM	52.0	52.0	52.0	52.0		-52.0	-100.0%
182	HEALTH SERVICES	993.1	958.5	1082.5	1313.2		-1313.2	-100.0%

STATE OF ALASKA -- OPERATING BUDGET SUMMARY

14:20

4/19/82

* * * * * DEPARTMENT OF HEALTH & SOCIAL SERVICES * * * * *

SHORT FORM PAGE	BUDGET COMPONENT	FY82 ATH	GOV AMD	GOVERNOR	HOUSE	SENATE	SENATE - COMPARISON	HOUSE
	*** PROGRAM TOTAL ***	1911.2	2186.0	2310.0	2719.2		-2719.2	-100.0%
	HUMAN SERVICES-NORTHWEST							
184	HOMEMAKER SERVICES					72.0	72.0	100.0%
186	N.W. REGION FAMILY SERVICES					124.8	124.8	100.0%
188	FOSTER CARE					103.8	103.8	100.0%
190	INSTITUTIONAL CARE					219.9	219.9	100.0%
192	ELIG. DETERMINATION/STAFF DEV					179.3	179.3	100.0%
194	OLD AGE ASSISTANCE					358.2	358.2	100.0%
196	AID TO THE BLIND					5.7	5.7	100.0%
198	AID TO THE DISABLED					111.8	111.8	100.0%
200	ENERGY ASSISTANCE PROGRAM					52.0	52.0	100.0%
202	HEALTH SERVICES					958.5	958.5	100.0%
	*** PROGRAM TOTAL ***					2186.0	2186.0	100.0%
	*** CATEGORY TOTAL ***	159976.8	180193.4	193243.1	177640.7	180644.5	3003.8	1.6%
	HEALTH							
	NURSING							
204	FIELD NURSING	4970.3	5480.6	5629.7	5192.4	5480.6	288.2	5.5%
208	HOME HEALTH SERVICE	428.9	442.4	444.5	423.9	442.4	18.5	4.3%
210	ADMINISTRATION	899.1	976.1	978.5	929.9	976.1	46.2	5.0%
212	EARLY SCREENING	457.3	496.6	496.6	471.3	496.6	25.3	5.3%
214	*** PROGRAM TOTAL ***	6755.6	7395.7	7549.3	7017.5	7395.7	378.2	5.3%
	COMMUNICABLE DISEASE CONTROL							
218	TB CONTROL	729.8	750.0	769.3		759.0	759.0	100.0%
220	VD CONTROL	332.8	321.6	336.4		321.6	321.6	100.0%
222	IMMUNIZATION	400.5	396.8	415.2		396.8	396.8	100.0%
224	EPIDEMIOLOGY	381.0	407.7	440.2		407.7	407.7	100.0%
226	COMMUNICABLE DISEASE CONTROL				1909.4		-1909.4	-100.0%
	*** PROGRAM TOTAL ***	1844.1	1885.1	1961.1	1909.4	1885.1	-24.3	-1.2%
230	HEALTH & SAFETY	157.3	169.0	169.0	161.8	169.0	7.2	4.3%
	CHILD AND FAMILY HEALTH							
234	MATERNAL CHILD HEALTH	815.9	918.9	918.9	899.5	918.9	19.4	2.1%
236	HANDICAPPED CHILDREN	1692.1	1847.0	1847.0	1831.2	1847.0	15.8	0.8%
238	COMMUNICATIVE DISORDERS	712.1	715.3	715.3	682.0	715.3	33.3	4.8%
240	CHILD DEVELOPMENT SERVICE	381.9	356.8	356.8	343.9	356.8	12.9	3.7%
242	ADMINISTRATION	165.6	191.1	197.6	181.9	191.1	9.2	5.0%
244	NUTRITION	1132.9	1252.4	1252.4	1229.7	1252.4	22.7	1.7%
246	SPECIAL EDUCATION GRANTS	1455.8	1313.1	1588.6	1566.7	1313.1	-253.6	-16.1%
248	DESIGNATED GRANTS	112.7						
	*** PROGRAM TOTAL ***	6469.0	6594.6	6876.6	6734.9	6594.6	-140.3	-2.0%
	LABORATORIES							
252	REGIONAL LABS	1553.3	1647.6	1820.7	1580.9	1647.6	66.7	4.1%
254	ADMINISTRATION	152.5	163.4	164.8	156.5	163.4	6.9	4.3%
	*** PROGRAM TOTAL ***	1705.8	1811.0	1985.5	1737.4	1811.0	73.6	4.1%
	PUBLIC HEALTH ADMINISTRATION							
258	ADMINISTRATION	1059.5	1156.4	1161.4	1921.8	1186.4	-735.4	-38.2%

STATE OF ALASKA -- OPERATING BUDGET SUMMARY

14:21

4/19/82

* * * * * DEPARTMENT OF HEALTH & SOCIAL SERVICES * * * * *

SHORT FORM PAGE	BUDGET COMPONENT	FY82 ATH	GOV AMD	GOVERNOR	HOUSE	SENATE	SENATE - COMPARISON	HOUSE
260	HEALTH EDUCATION	155.9	503.9	503.9	492.2	503.9	11.7	2.3%
262	GRANT TO MUNICIPALITY OF ANCH	939.1	939.1	939.1	939.1	939.1		
264	ANCH PROGRAMS/HANDICAPPED	620.9	576.8	676.8	576.8	576.8		
266	FBKS PROGRAMS/HANDICAPPED	80.0						
268	DESIGNATED GRANTS	250.0						
	*** PROGRAM TOTAL ***	3105.4	3176.2	3281.2	3929.9	3206.2	-723.7	-18.3%
	EMERGENCY MEDICAL SERVICES							
272	ADMINISTRATION	479.8	590.1	605.1	609.1	590.1	180.6	44.0%
274	ADVISORY COUNCIL	31.8	26.9	35.0	26.9	26.9		
276	GRANTS-REGIONAL COUNCILS	1365.0	1214.3	1419.9	1656.7	1214.3	-442.4	-26.6%
278	DESIGNATED GRANTS	113.6						
	*** PROGRAM TOTAL ***	1990.2	1831.3	2060.0	2093.1	1831.3	-261.8	-12.5%
282	HOLISTIC HEALTH	561.7						
286	HEALTH CLINICS	942.0	660.3	660.3	714.7	660.3	-54.4	-7.5%
288	ALCOHOL AND DRUG ABUSE							
292	ADMINISTRATION	2426.4	1550.6	1800.6	1488.9	1550.6	61.7	4.0%
294	ALCOHOL/DRUG GRANTS	14151.3	14063.2	16063.2	15063.2		-15063.2	-100.0%
296	DRUG ABUSE GRANTS	1550.0				1550.0	1550.0	100.0%
298	ALCOHOL ABUSE GRANTS					12513.2	12513.2	100.0%
300	DESIGNATED GRANTS							
	*** PROGRAM TOTAL ***	18127.7	15613.8	17863.8	16552.1	15613.8	-938.3	-5.6%
302	ALASKA PSYCHIATRIC INSTITUTE							
306	API	10777.1	11926.6	11951.0	11397.2	11926.6	529.4	4.5%
	*** PROGRAM TOTAL ***	10777.1	11926.6	11951.0	11397.2	11926.6	529.4	4.5%
310	CONTRACT FORENSIC SERVICES							
312	COMMUNITY MENTAL HEALTH							
316	REGIONAL ADMINISTRATION	249.3	297.7	299.7	286.2	297.7	11.5	4.0%
318	JUNEAU REGIONAL M H CLINIC	358.5	400.3	402.3		400.3	400.3	100.0%
320	COMMUNITY M H GRANTS	4181.7	3996.4	4823.9	4647.2	3996.4	-650.8	-14.0%
322	DESIGNATED GRANTS							
	*** PROGRAM TOTAL ***	4789.5	4694.4	5525.9	4933.4	4694.4	-239.0	-4.7%
324	HARBORVIEW							
328	HARBORVIEW	6681.0	7440.8	7452.8	7198.4	7440.8	242.4	3.3%
	*** PROGRAM TOTAL ***	6681.0	7440.8	7452.8	7198.4	7440.8	242.4	3.3%
330	GOV'S COUNCIL HANDICAP/GIFTED							
334	GOVERNORS COUNCIL/HANDICAPPED	299.1	236.6	313.4	236.6	256.6	20.0	8.5%
	*** PROGRAM TOTAL ***	299.1	236.6	313.4	236.6	256.6	20.0	8.5%
336	COMM DEVELOPMENT DISABILITIES							
340	CLIENT PROGRAM MANAGEMENT	70.4	75.6	76.3	71.7	75.6	3.9	5.3%
342	COMMUNITY SERVICES	4558.6	4558.6	4862.3	4558.6	4558.6		
344	FAMILY SUPPORT							
	*** PROGRAM TOTAL ***	4629.0	4634.2	4938.6	4630.3	4634.2	3.9	0.0%
346	MENTAL HEALTH ADMIN/SUPPORT							
350	CENTRAL OFFICE ADMINISTRATION	1155.4	1211.4	1309.8	1174.3	1211.4	37.1	3.1%
352	MH ADV COUNCIL AND LAND BOARD	19.8	16.2	21.6	16.2	16.2		
354	SPECIAL PROJECTS & GRANTS	655.0	397.5	711.1	710.8	397.5	-313.3	-44.0%
	*** PROGRAM TOTAL ***	1830.2	1625.1	2042.5	1901.3	1625.1	-276.2	-14.5%

STATE OF ALASKA -- OPERATING BUDGET SUMMARY

14:21

4/19/82

* * * * * DEPARTMENT OF HEALTH & SOCIAL SERVICES * * * * *

SHORT FORM PAGE	BUDGET COMPONENT	FY82 ATH	GOV AMD	GOVERNOR	HOUSE	SENATE	SENATE - COMPARISON	HOUSE 356
	SHPDA							
360	HEALTH PLANNING & DEVELOPMENT	503.1	525.3	534.1	499.3	525.3	26.0	5.1%
362	CERTIFICATION & LICENSING	348.9	327.8	333.8	312.7	327.8	15.1	4.7%
364	ADMINISTRATION	156.9	169.7	169.7	159.1	169.7	10.6	6.6%
366	STATE HLTH PLANNING COMMITTEE	101.7	64.2	102.4	63.5	64.2	0.7	1.0%
368	HEALTH SYSTEMS AGENCY GRANTS	300.0	150.0	300.0	150.0	150.0	150.0	100.0%
	*** PROGRAM TOTAL ***	1410.6	1237.0	1440.0	1034.6	1237.0	202.4	19.5%
370	SUPPORT SERVICES							
374	COMMISSIONER'S OFFICE	-931.8	860.3	863.7	825.4	860.3	34.9	4.1%
	*** PROGRAM TOTAL ***	-931.8	860.3	863.7	825.4	860.3	34.9	4.1%
	ADMINISTRATIVE SERVICES							
378	ELIGIBILITY SYSTEM	1418.5	1892.6	1892.6	1892.6	1892.6		
382	DIRECTORS OFFICE	374.4	393.6	393.6	373.3	393.6	20.3	5.3%
384	PERSONNEL	493.8	545.9	585.9	545.9	545.9		
386	SUPPLY	317.1	342.7	342.7	323.8	342.7	18.9	5.7%
388	FINANCE	876.6	903.0	903.0	852.8	903.0	50.2	5.8%
390	GRAPHIC ARTS	43.1						
392	AUDIT	442.0	473.2	479.9	451.5	473.2	21.7	4.7%
396	DATA SERVICES INFORMATION	2483.6	3997.4	4000.4	3930.5	3997.4	66.9	1.6%
398	FRAUD INVESTIGATION	174.0	438.5	439.4	413.2	438.5	25.3	6.0%
400	VITAL STATISTICS	384.3	415.4	416.5	395.4	415.4	20.0	5.0%
	*** PROGRAM TOTAL ***	7007.4	9402.3	9454.0	9179.0	9402.3	223.3	2.3%
404	MANAGEMENT & BUDGET	493.7	532.5	534.0	504.9	532.5	27.6	5.5%
408	BLOCK GRANT ADMINISTRATION	100.9	94.2	95.2	89.7	94.2	4.5	5.0%
	CIP POSITIONS & ASSOC COSTS							
410	PROJECT DIRECT CHG POSITIONS							
412	CIP OVERHEAD POSITIONS & COSTS							
	*** PROGRAM TOTAL ***							
	*** CATEGORY TOTAL ***	78745.5	81821.0	87017.9	82781.6	81871.0	-910.6	-1.0%
	ADMINISTRATION OF JUSTICE							
414	ADULT CORRECTIONAL SERVICES							
418	PALMER CORR. CNTR	1694.1	3538.4	3574.1	3385.8	3538.4	152.6	4.5%
420	ANCH. STATE CORR. CNTR	1529.5	1548.3	1563.9	1482.0	1548.3	66.3	4.5%
422	JUNEAU CORR. CNTR.	2474.3	2475.0	2500.0	2376.6	2475.0	98.4	4.0%
424	FAIRBANKS CORR. CNTR.	3174.0	3819.0	3857.6	3671.3	3819.0	147.7	4.0%
426	KETCHIKAN CORR. CNTR.	917.6	1341.1	1354.6	1282.6	1341.1	58.5	4.5%
428	ANC. ANNEX CORR. CNTR.	2052.6	2421.6	2446.1	2314.3	2421.6	107.3	4.5%
430	EAGLE RIVER CORR. CNTR.	2609.2	4366.7	4410.8	4196.6	4366.7	170.1	4.0%
432	AK WOMEN'S FACILITY	1018.5	1070.2	1081.0	1024.7	1070.2	45.5	4.3%
434	NOME CORRECTION CENTER	781.8	849.2	857.8	811.7	849.2	37.5	4.5%
436	JUNEAU WOM & JUV. FAC.	394.0	674.7	681.5	652.8	674.7	21.9	3.3%
438	RIDGEVIEW MEN'S		1311.8	1325.0	1263.7	1311.8	48.1	3.7%
440	ANCHORAGE PRE-TRIAL		2350.5	2374.2	2274.5	2350.5	76.0	3.2%
442	SEX OFFENDER TREATMENT	122.5						
444	STATEWIDE SERVICES	555.3	1659.9	1659.9	1736.7	1789.9	53.2	3.0%

STATE OF ALASKA -- OPERATING BUDGET SUMMARY

14:21

4/19/82

* * * * * DEPARTMENT OF HEALTH & SOCIAL SERVICES * * * * *

SHORT FORM PAGE	BUDGET COMPONENT	FY82 ATH	GOV AMD	GOVERNOR	HOUSE	SENATE	SENATE - COMPARISON	HOUSE
446	PRISON INDUSTRIES	147.9	160.2	161.8	148.9	160.2	11.3	7.5%
448	LOCAL FACILITIES	1522.2						
450	OUT OF STATE CONTRACTUAL	4175.5	3845.2	3845.2	3806.8	3845.2	38.4	1.0%
452	MAJOR MEDICAL & GUARD HIRE	968.9	1454.7	1469.4	1431.8	1454.7	22.9	1.5%
	*** PROGRAM TOTAL ***	24137.9	32886.5	33162.9	31860.8	33016.5	1155.7	3.5%
	ADULT PROBATION & COMM PROGRAM							
456	ADULT PROBATION 1ST JUD DIST	417.8	460.3	465.0	436.1	460.3	24.2	5.5%
458	ADULT PROBATION 2ND DIST	144.0	175.6	177.4	166.2	175.6	9.4	5.6%
460	ADULT PROBATION 3RD JUDICIAL D	1319.7	1327.9	1341.3	1256.9	1327.9	71.0	5.5%
462	ADULT PROBATION 4TH JUDICIAL D	657.0	676.5	683.3	640.9	676.5	35.6	5.5%
464	COMMUNITY BASED PROGS.	2052.7	2006.2	2026.5	1985.5	2006.2	20.7	1.0%
	*** PROGRAM TOTAL ***	4591.2	4646.5	4693.5	4485.6	4646.5	160.9	3.5%
	CORRECTIONS ADMIN & SUPPORT							
468	DIRECTORS OFFICE	1815.0	1364.0	1364.0	1275.1	1364.0	88.9	7.0%
470	CAREER ENHANCEMENT TRAINING		281.1	283.9	269.5	281.1	11.6	4.2%
472	CORRECTIONS CAREER ENHANCEMENT	130.3						
	*** PROGRAM TOTAL ***	1945.3	1645.1	1647.9	1544.6	1645.1	100.5	6.5%
476	PAROLE BOARD	226.5	258.3	260.9	248.9	258.3	9.4	3.7%
	*** CATEGORY TOTAL ***	30900.9	39436.4	39765.2	38139.9	39566.4	1426.5	3.6%
	***** TOTAL EXPENDITURES	279623.2	301450.8	320026.2	298562.2	302081.9	3519.7	1.1%
	***** FUNDING							
	FED. RECEIPT	64498.1	68483.9	73420.1	67763.0	68483.9	720.9	1.0%
	GENERAL FUND	207742.5	225876.8	239516.0	223714.7	226507.9	2793.2	1.1%
	OTHER FUNDS	7382.6	7090.1	7090.1	7084.5	7090.1	5.6	0.0%

STATE OF ALASKA -- OPERATING BUDGET SUMMARY

14:21

4/19/82

* * * * * DEPARTMENT OF LABOR * * * * *

SHORT FORM PAGE	BUDGET COMPONENT	FY82 ATH	GOV AMD	GOVERNOR	HOUSE	SENATE	SENATE - HOUSE COMPARISON	
	SOCIAL SERVICES							
2	EMPLOYMENT STABILIZATION							
6	EMPLOYMENT SERVICES	9911.2	9588.9	9788.9	7750.8	9588.9	1838.1	23.6%
8	UNEMPLOYMENT INSURANCE	11529.5	11705.6	11705.6	11221.5	11705.6	484.1	4.2%
10	FRAUD INVESTIGATION	487.8	512.6	512.6	486.6	512.6	26.0	5.2%
12	CETA SERVICES	881.9						
14	ESD DIRECTORS OFFICE	295.0	323.5	323.5	307.8	323.5	15.7	5.0%
16	DATA PROCESSING	2250.3	2471.5	2471.5	2359.2	2471.5	112.3	4.7%
18	WIN	1809.3	1320.1	1525.1	1170.0	1525.1	355.1	30.3%
	*** PROGRAM TOTAL ***	27165.0	25922.2	26327.2	23295.9	26127.2	2831.3	12.1%
22	COMMISSIONER'S OFFICE	-368.9	643.5	643.5	616.6	643.5	26.9	4.3%
	ADMINISTRATIVE SERVICES							
26	MANAGEMENT SERVICES	2497.4	2990.0	3030.0	2637.9	2990.0	352.1	13.2%
28	LABOR MKT INFORMATION	667.6	705.2	705.2	672.6	705.2	32.6	4.7%
30	RESEARCH CONTRACTS	481.4	726.6	726.6	582.8	726.6	143.8	24.6%
32	DESIGNATED GRANTS	60.0						
	*** PROGRAM TOTAL ***	3706.4	4421.8	4461.8	3893.3	4421.8	528.5	13.5%
	*** CATEGORY TOTAL ***	30502.5	30987.5	31432.5	27805.8	31192.5	3386.7	12.1%
	PUBLIC PROTECTION							
34	WORKER PROTECTION							
38	OCCUP. SAFETY & HEALTH	1687.0	2058.7	2147.7	1863.5	2058.7	195.2	10.5%
	*** PROGRAM TOTAL ***	1687.0	2058.7	2147.7	1863.5	2058.7	195.2	10.5%
42	FISHERMANS FUND	1238.8	1041.5	1241.5	1237.0	1241.5	4.5	0.3%
46	ADMIN OF WORKER'S COMPENSATION	2716.3	2468.7	2468.7	2386.5	2468.7	82.2	3.3%
50	SECOND INJURY FUND	1751.5	1953.7	1953.7	1939.8	1953.7	13.9	0.6%
	LABOR STANDARDS & SAFETY							
54	WAGE & HOUR ADMIN	774.4	949.2	1024.2	789.0	949.2	160.2	20.2%
56	MECHANICAL INSPECTION	995.3	1114.0	1139.0	1109.4	1114.0	4.6	0.3%
	*** PROGRAM TOTAL ***	1769.7	2063.2	2163.2	1898.4	2063.2	164.8	8.6%
	*** CATEGORY TOTAL ***	9163.3	9585.8	9974.8	9325.2	9785.8	460.6	4.8%
	***** TOTAL EXPENDITURES	39665.8	40573.3	41407.3	37131.0	40978.3	3847.3	10.3%
	***** FUNDING							
	FED. RECEIPT	23155.1	22708.3	22875.3	20989.3	22843.3	1854.0	8.7%
	GENERAL FUND	8106.1	9652.3	10319.3	8262.2	9722.3	1460.1	17.6%
	OTHER FUNDS	8404.6	8212.7	8212.7	7879.5	8412.7	533.2	6.7%

STATE OF ALASKA -- OPERATING BUDGET SUMMARY

14:22

4/19/82

* * * * * DEPARTMENT OF COMMERCE & ECONOMIC DEVELOPMENT * * * * *

SHORT FORM PAGE	BUDGET COMPONENT	FY82 ATH	GOV AMD	GOVERNOR	HOUSE	SENATE	SENATE - HOUSE COMPARISON
PUBLIC PROTECTION							
2 6	WEIGHTS & MEASURES	887.4	987.3	987.3	913.1	987.3	74.2 8.0%
10 12	BANKING SECURITIES & CORP CORPORATIONS	255.1	369.4	369.4	327.6	369.4	41.8 12.7%
12	FINANCIAL INSTITUTIONS	1004.4	1088.7	1088.7	1025.7	1088.7	63.0 6.0%
	*** PROGRAM TOTAL ***	1259.5	1458.1	1458.1	1353.3	1458.1	104.8 7.6%
16	INSURANCE DIVISION	892.3	976.8	976.8	856.9	976.8	119.9 14.0%
20 22	OCCUPATIONAL LICENSING ADMINISTRATION	735.2	795.9	795.9	762.7	832.3	69.6 9.0%
22	LICENSING BOARDS	169.5	186.5	186.5	186.5	186.5	
24 26	INVESTIGATIONS REAL ESTATE COMMISSION	501.6	525.2	525.2	490.8	525.2	34.4 7.0%
26	*** PROGRAM TOTAL ***	303.7	329.4	329.4	318.2	379.4	61.2 19.1%
30	ADMINISTRATION & SUPPORT	1710.0	1837.0	1837.0	1758.2	1923.4	165.2 9.3%
32	REGULATORY COMMISSIONS	508.2	964.4	964.4	898.3	964.4	66.1 7.3%
36 38	ALASKA TRANSPORTATION COMM.	1480.0	1614.2	1664.2	1515.1	1614.2	99.1 6.5%
40	AK. PUBLIC UTILITIES COMM.	2022.1	3065.9	3165.9	2949.0	3065.9	116.9 4.0%
42 44 46	ALASKA PIPELINE COMMISSION OIL & GAS CONSERVATION	934.6	2220.7	2514.2	2614.2	2377.9	2514.2 136.3 5.6%
	*** PROGRAM TOTAL ***	6657.4	7194.3	7444.3	6842.0	7194.3	352.3 5.0%
	*** CATEGORY TOTAL ***	11914.8	13417.9	13667.9	12621.8	13504.3	882.5 7.0%
DEVELOPMENT							
48 52	ENERGY & POWER DEVELOPMENT ENERGY ADMINISTRATION	341.8	849.7	858.9	341.8	849.7	507.9 148.5%
54	ENERGY GRANTS & ASSISTANCE	21347.1	3441.7	5901.8		2941.7	2941.7 100.0%
56	ENERGY PLANNING	253.8	475.8	481.3	253.8	475.8	222.0 87.5%
58 60	WEATHERIZATION FIELD OFFICES	2186.9	1156.4	761.9		761.9	761.9 100.0%
62 64	ENERGY ENGINEERING DESIGNATED GRANTS		477.9	930.9	625.7	477.9	-147.8 -23.5%
	*** PROGRAM TOTAL ***	25286.0	6007.0	8953.8	1221.3	5507.0	4285.7 350.8%
ECONOMIC ENTERPRISE							
68 70	ADMINISTRATION COMMERCIAL FISHERIES DEV.	276.3	298.4	298.4	285.5	262.0	-23.5 -8.1%
72	MINERALS DEVELOPMENT	272.7	538.8	648.8		538.8	538.8 100.0%
74 76	SPECIAL DEVELOPMENT PROJECTS HYDROCARBON DEVELOPMENT	318.1	353.3	353.3	334.0	353.3	19.3 5.7%
76 78	ASIAN OFFICE	374.7	347.6	407.6		347.6	347.6 100.0%
80 82	EUROPEAN OFFICE DESIGNATED GRANTS	477.3	544.7	574.7	240.0	544.7	304.7 127.0%
	*** PROGRAM TOTAL ***	150.0	1415.0	2282.8	859.5	2046.4	1186.9 138.0%

STATE OF ALASKA -- OPERATING BUDGET SUMMARY

14:22

4/19/82

* * * * * DEPARTMENT OF COMMERCE & ECONOMIC DEVELOPMENT * * * * *

SHORT FORM PAGE	BUDGET COMPONENT	FY82 ATH	GOV AMD	GOVERNOR	HOUSE	SENATE	SENATE - COMPARISON	HOUSE
86	BUSINESS LOANS & VET AFFAIRS							
88	LOAN FUND ADMINISTRATION	1671.0	2541.2	2541.2	2310.3	2541.2	230.9	10.0%
90	VETERANS LOAN FUND	753.1						
92	VETERANS SERVICES	140.2	142.1	142.1	216.0	216.0		
94	FISH ENHANCEMENT TAX RECEIPTS	1306.4	2440.3	2440.3	2010.7	2440.3	429.6	21.3%
96	*** PROGRAM TOTAL ***	3870.7	5123.6	5123.6	4537.0	5197.5	660.5	14.5%
100	TOURISM DIVISION							
102	TOURISM OPERATIONS	11254.1	6605.2	7605.2	5640.7	7755.2	2114.5	37.5%
106	*** PROGRAM TOTAL ***	11254.1	6605.2	7605.2	5640.7	7755.2	2114.5	37.5%
110	DEVELOPMENT BOARDS & COMM							
112	ALASKA POWER AUTHORITY	10907.1	10928.1	11428.1	11242.9	10428.1	-814.8	-7.1%
114	ROYALTY OIL & GAS BOARD	268.8		290.5		150.0	150.0	100.0%
116	AK INDUSTRIAL DEVELOPMENT AUTH	1572.2	1720.8	1720.8	1643.3	1720.8	77.5	4.6%
118	AGRICULTURAL ACTION COUNCIL	885.7	417.3	417.3	371.2	417.3	46.1	12.3%
120	AK SEAFOOD MARKETING INSTITUTE	2000.0	2754.2	2754.2	2744.9	2754.2	9.3	0.2%
122	*** PROGRAM TOTAL ***	15633.8	15820.4	16610.9	16002.3	15470.4	-531.9	-3.2%
126	CIP POSITIONS & ASSOC COSTS							
128	PROJECT DIRECT CHG POSITIONS							
	CIP OVERHEAD POSITIONS & COSTS							
	*** PROGRAM TOTAL ***							
	*** CATEGORY TOTAL ***	59328.7	35639.0	40576.3	28260.8	35976.5	7715.7	27.2%
	***** TOTAL EXPENDITURES	71243.5	49056.9	54244.2	40882.6	49480.8	8598.2	21.0%
	***** FUNDING							
	FED. RECEIPT	3003.9	54.2	54.2	54.2	54.2		
	GENERAL FUND	65550.6	43386.9	48571.3	35350.2	43810.8	8460.6	23.8%
	OTHER FUNDS	2689.0	5615.8	5618.7	5478.2	5615.8	137.6	2.5%

STATE OF ALASKA -- OPERATING BUDGET SUMMARY

14:22

4/19/82

* * * * * DEPARTMENT OF MILITARY AFFAIRS * * * * *

SHORT FORM PAGE	BUDGET COMPONENT	FY82 ATH	GOV AMD	GOVERNOR	HOUSE	SENATE	SENATE - COMPARISON	HOUSE
	PUBLIC PROTECTION							
2	SEARCH & RESCUE-CAP DISASTER PLANNING & CONTROL	671.0	610.6	780.2	598.4	850.7	252.3	42.1%
6	CIVIL PREPAREDNESS	771.0	847.3	847.3	797.9	847.3	49.4	6.1%
8	RADIOLOGICAL PROGRAM	51.8	60.4	60.4	60.4	60.4		
10	CITY PARTICIPATION	130.0	130.0	130.0	130.0	130.0		
12	FLOOD CONTROL	73.4	80.0	80.0	80.0	80.0		
14	TRAINING	19.0	27.2	27.2	27.2	27.2		
16	DISASTER RELIEF ACT	53.7	51.6	51.6	48.6	51.6	3.0	6.1%
18	HANDICAPPED PREPAREDNESS		5.0	5.0	5.0	5.0		
20	RESERVIST PROGRAM		24.9	24.9		24.9	24.9	100.0%
	*** PROGRAM TOTAL ***	1098.9	1226.4	1226.4	1149.1	1226.4	77.3	6.6%
	ALASKA NATIONAL GUARD							
24	OFFICE OF ADJUTANT GENERAL	1222.8	1516.1	1516.1	1453.7	1516.1	62.4	4.2%
26	STATE ARMORIES	990.8	1109.9	1109.9	1109.9	1109.9		
28	FEDERAL ARMORIES	1201.7	940.7	940.7	935.2	940.7	5.5	0.5%
30	ARMY TRAINING SUPPORT	618.4	782.6	782.6	780.1	782.6	2.5	0.2%
32	AIR TRAINING SUPPORT	908.0	1009.8	1009.8	1003.5	1009.8	6.3	0.5%
34	RETENTION AND RETIREMENT	1206.6	503.2	503.2	496.8	503.2	6.4	1.2%
36	AK MILITARY ACADEMY	7.1	7.8	7.8	7.8	7.8		
38	ALASKA STATE MILITIA		70.5	70.5				
40	TRAINING SITES		402.6	402.6	398.4	402.6	4.2	1.0%
42	RETIREMENT BENEFITS		1202.2	1202.2	1202.2	1202.2		
	*** PROGRAM TOTAL ***	6155.4	7545.4	7545.4	7387.6	7474.9	87.3	1.1%
	*** CATEGORY TOTAL ***	7925.3	9382.4	9552.0	9135.1	9552.0	416.9	4.5%
	***** TOTAL EXPENDITURES	7925.3	9382.4	9552.0	9135.1	9552.0	416.9	4.5%
	***** FUNDING							
	FED. RECEIPT	2708.3	3061.1	3061.1	3050.0	3061.1	11.1	0.3%
	GENERAL FUND	5190.0	6291.6	6461.2	6055.4	6461.2	405.8	6.6%
	OTHER FUNDS	27.0	29.7	29.7	29.7	29.7		

STATE OF ALASKA -- OPERATING BUDGET SUMMARY

14:22

4/19/82

* * * * * DEPARTMENT OF NATURAL RESOURCES * * * * *

SHORT FORM PAGE	BUDGET COMPONENT	FY82 ATH	GOV AMD	GOVERNOR	HOUSE	SENATE	SENATE - HOUSE COMPARISON
	NATURAL RESOURCE MANAGEMENT						
2	MANAGEMENT & ADMINISTRATION						
6	COMMISSIONERS OFFICE	435.5	1081.8	1150.8	1061.8	1081.8	20.0 1.8%
8	ADMINISTRATIVE SERVICES	1655.1	1840.9	2073.9	1783.4	1840.9	57.5 3.1%
10	INFORMATION/RECORDS MGMT	3752.6	5214.7	5286.3	4682.2	5214.7	532.5 11.3%
12	STATE RECORDER	1306.2	1563.2	1566.1	1498.0	1563.2	65.2 4.3%
14	RESEARCH/SPECIAL PROJECTS	2775.7	2276.6	2475.1	1915.7	2276.6	360.9 18.7%
16	DESIGNATED GRANTS	524.8					
	*** PROGRAM TOTAL ***	9578.9	11977.2	12552.2	10941.1	11977.2	1036.1 9.5%
	MGMT OF FOREST/LAND/WATER RES						
20	LAND SELECTION/TITLE DEFENSE	2020.1	1261.6	2147.2	362.6	1261.6	899.0 247.8%
22	LAND DISPOSALS/FEE TITLE	18050.7	3420.5	3725.4	3249.2	3420.5	171.3 5.2%
24	LIMITED LAND DISPOSALS	2226.9	2457.0	2559.8	2328.0	2457.0	129.0 5.5%
26	WATER INVENTORY/ASSESSMENT	444.1	71.0	330.8	65.6	71.0	5.4 8.1%
28	WATER USE MANAGEMENT	1535.3	1397.8	1689.0	1324.7	1397.8	73.1 5.5%
30	TIMBER INVENTORY/SALES	1727.4	1718.2	1725.2	1484.3	1968.2	483.9 32.5%
32	FOREST RESEARCH	142.3	165.5	165.5	129.8	165.5	35.7 27.5%
34	FIRE PROTECTION/SUPPRESSION	3198.1	3938.3	4532.6	3245.2	3938.3	693.1 21.3%
36	FOREST LAND & WATER ADMIN.	1540.6	1923.2	2072.9	1845.4	1923.2	77.8 4.1%
	*** PROGRAM TOTAL ***	30885.5	14353.1	18948.4	14034.8	16603.1	2568.3 18.2%
	MGMT OF MINERAL RESOURCES						
40	LEASE SALES	1811.4	1715.1	1857.8	1634.8	1715.1	80.3 4.8%
42	LEASE SALE ADMIN	1259.0	1299.0	1374.7	1240.9	1299.0	58.1 4.6%
44	GEOLOGIC. HAZARD IDENT.	418.2	234.1	417.0		234.1	234.1 100.0%
46	GEOLOG. INVESTIGATIONS/MAPPING	1330.5					
48	MINERAL DEVELOPMENT	914.5	1051.9	1066.0	1004.8	1051.9	47.1 4.6%
50	MINERAL RESOURCES ADMIN.	652.5	1002.2	1082.0	959.2	1002.2	43.0 4.5%
	*** PROGRAM TOTAL ***	6386.1	5302.3	5797.5	4839.7	5302.3	462.6 9.5%
	ENERGY MANAGEMENT						
54	COAL DEVELOPMENT	258.9	331.1	270.8	131.0	331.1	200.1 152.6%
56	GEOTHERMAL DEVELOPMENT	210.0	218.2	218.2	29.4	218.2	188.8 642.1%
	*** PROGRAM TOTAL ***	468.9	549.3	489.0	160.4	549.3	388.9 242.5%
	PARKS & RECREATION						
60	YOUTH CONSERVATION CORPS	346.7		345.3	177.0		-177.0 -100.0%
62	HISTORIC RESOURCE MGMT.	424.8	151.6	420.1	142.4	151.6	9.2 6.5%
64	PARK DESIGN/DEVELOPMENT	1451.5	314.3	443.2	302.1	314.3	12.2 4.0%
66	PARK MAINTENANCE & OPER	3189.5	3782.9	4007.4	3695.4	3782.9	87.5 2.3%
68	PARKS ADMINISTRATION	451.7	440.4	560.8	417.9	440.4	22.5 5.3%
	*** PROGRAM TOTAL ***	5904.2	4689.2	5776.8	4734.8	4689.2	-45.6 -1.0%
	GAS PIPELINE SURVEILLANCE						
72	GAS PIPELINE REVIEW	9218.8	13050.7	13050.7	12881.7	13050.7	169.0 1.2%
74	PIPELINE SURVEILLANCE-SPEC. PR	236.6	261.9	261.9	252.6	261.9	9.3 3.6%
	*** PROGRAM TOTAL ***	9455.4	13312.6	13312.6	13134.3	13312.6	178.3 1.3%
	*** CATEGORY TOTAL ***	62679.0	52183.7	56876.5	47845.1	52433.7	4588.6 9.5%

STATE OF ALASKA -- OPERATING BUDGET SUMMARY

14:23

4/19/82

* * * * * DEPARTMENT OF NATURAL RESOURCES * * * * *

SHORT FORM PAGE	BUDGET COMPONENT	FY82 ATH	GOV AMD	GOVERNOR	HOUSE	SENATE	SENATE - COMPARISON	HOUSE COMPARISON
DEVELOPMENT								
AGRICULTURAL MANAGEMENT								
78	AGRICULTURAL DEVELOPMENT	342.7	419.0	513.0	402.1	419.0	16.9	4.1%
80	AG. FINANCING & PROMOTION	359.9	575.6	575.6	359.9	575.6	215.7	59.8%
82	AG RESEARCH/EXTENSION SVCS	743.1	710.8	713.5	689.5	710.8	21.3	3.0%
84	STATE FAIRS	333.1		333.1		333.1	333.1	100.0%
86	DIRECTORS OFFICE	488.5	196.9	212.9	187.5	196.9	9.4	5.0%
88	DESIGNATED GRANTS	52.7						
	*** PROGRAM TOTAL ***	2320.0	1902.3	2348.1	1639.0	2235.4	596.4	36.3%
***** TOTAL EXPENDITURES		64999.0	54086.0	59224.6	49484.1	54669.1	5185.0	10.5%
***** FUNDING								
	FED. RECEIPT	890.6	635.0	635.0	561.9	635.0	73.1	13.0%
	GENERAL FUND	54238.5	39101.9	44240.5	34986.1	39685.0	4698.9	13.3%
	OTHER FUNDS	9869.9	14349.1	14349.1	13936.1	14349.1	413.0	3.0%

STATE OF ALASKA -- OPERATING BUDGET SUMMARY

14:23

4/19/82

* * * * * DEPARTMENT OF FISH & GAME * * * * *

SHORT FORM PAGE	BUDGET COMPONENT	FY82 ATH	GOV AMD	GOVERNOR	HOUSE	SENATE	SENATE - COMPARISON	HOUSE
NATURAL RESOURCE MANAGEMENT								
COMMERCIAL FISH								
2	SALMON	9980.5						
4	HERRING	1189.0						
6	GROUND FISH	762.4						
8	LEGISLATIVE PROJECTS							
10	FINFISH		12560.9	12774.0	10997.3	12560.9	1563.6	14.1%
12	SHELLFISH	2668.4	2962.7	3154.7	2781.4	2962.7	181.3	6.5%
14	TECHNICAL SVCS		530.5	722.9	819.5	530.5	-289.0	-35.2%
16	ADMIN AND SUPPORT	1906.4	1514.0	1514.0	1242.8	1514.0	271.2	21.7%
18	SPECIAL PROJECTS	496.2	1123.0	1123.0	1123.0	1123.0		
	*** PROGRAM TOTAL ***	17002.9	18691.1	19288.6	16964.0	18691.1	1727.1	10.1%
SPORT FISH								
22	INVESTIGATIONS AND RESEARCH	3814.5						
24	MANAGEMENT	1160.6						
26	SPORT FISH RESTORATION	101.5						
28	ADMINISTRATION & SUPPORT	329.3	2253.0	2367.8	2180.8	2253.0	72.2	3.2%
30	FINFISH		3332.7	3360.5	3080.7	3332.7	252.0	8.1%
	*** PROGRAM TOTAL ***	5405.9	5585.7	5728.3	5261.5	5585.7	324.2	6.1%
F.R.E.D.								
34	OPERATIONS	10378.4						
36	TECHNOLOGY AND DEVELOPMENT	1357.2						
38	SUPPLEMENTAL PRODUCTIONS		8694.5	10422.2	3031.2	8694.5	5663.3	186.7%
40	ADMINISTRATION	1191.3	2044.9	2054.9	297.9	2044.9	1747.0	586.3%
42	TECHNICAL SERVICES		1200.2	1200.2	953.9	1200.2	246.3	25.7%
44	FINFISH		257.3	257.3	126.7	257.3	130.6	103.0%
	*** PROGRAM TOTAL ***	12926.9	12196.9	13934.6	4409.7	12196.9	7787.2	176.5%
VESSELS								
46	TECHNICAL SERVICES	1878.9	1916.1	2046.1	1464.4	1916.1	451.7	30.7%
LIMITED ENTRY								
48	COMMERCIAL FISHERIES ENTRY COM	2235.7	2533.8	2783.8	2492.5	2533.8	41.3	1.6%
GAME								
52	INVESTIGATIONS AND RESEARCH	7464.9						
54	MANAGEMENT	634.4						
56	ADMINISTRATION AND SUPPORT							
58	HUNTER SAFETY	120.5						
60	NON-GAME FISH & WILDLIFE	203.5						
62	GAME		7841.7	8341.7	7813.5	8327.7	514.2	6.5%
64	LAND-WATER MANAGEMENT		339.3	339.3	325.6	339.3	13.7	4.1%
66	ADMINISTRATION AND SUPPORT		1288.3	1288.3	1260.9	1288.3	27.4	2.1%
68	SPECIAL PROJECTS	260.0	269.0	269.0	260.3	269.0	8.7	3.2%
	*** PROGRAM TOTAL ***	8683.3	9738.3	10238.3	9660.3	10224.3	564.0	5.7%
ADMINISTRATION AND SUPPORT								
72	OFFICE OF THE COMMISSIONER	-371.7	1009.8	1154.8	844.3	1009.8	165.5	19.5%
74	TECHNICAL & LOGISTICAL SERV.	407.8	652.8	707.8	548.4	652.8	104.4	19.0%
76	ADMINISTRATIVE SERVICES	3159.2	3064.4	3064.4	2965.0	3064.4	99.4	3.3%

STATE OF ALASKA -- OPERATING BUDGET SUMMARY

14:23

4/19/82

* * * * * DEPARTMENT OF FISH & GAME * * * * *

SHORT FORM PAGE	BUDGET COMPONENT	FY82 ATH	GOV AMD	GOVERNOR	HOUSE	SENATE	SENATE - COMPARISON	HOUSE
78	DESIGNATED GRANTS	1057.0						
	*** PROGRAM TOTAL ***	4252.3	4727.0	4927.0	4357.7	4727.0	369.3	8.5%
80	BOARDS OF FISH AND GAME							
	ADMIN AND SUPPORT	493.6	1012.0	1527.4	492.2	1012.0	519.8	105.5%
	SUBSISTENCE DIVISION							
84	SUBSISTENCE SECTION	1425.7						
86	ADMINISTRATION AND SUPPORT		905.2	998.2	470.6	905.2	434.6	92.3%
88	SOCIOECONOMIC INVESTIGATION		1119.6	1276.6	958.6	1119.6	161.0	16.7%
	*** PROGRAM TOTAL ***	1425.7	2024.8	2274.8	1429.2	2024.8	595.6	41.6%
	HABITAT PROTECTION							
92	LAND AND WATER CONSERVATION	550.2						
94	ENVIRONMENTAL MONITORING	869.6						
96	SPECIAL FEDERAL PROJECTS	2066.9						
98	OIL PIPELINE MONITORING	140.7						
100	GAS PIPELINE MONITORING	2065.9						
102	DAIION HIGHWAY							
104	RESOURCE ASSESSMENT	128.5						
106	ADMINISTRATION AND SUPPORT	261.1	593.6	593.6	344.0	593.6	249.6	72.5%
108	LAND AND WATER MANAGEMENT		1445.4	1632.4	604.9	1445.4	840.5	138.8%
110	SPECIAL PROJECTS		4516.1	4516.1	4516.1	4516.1		
	*** PROGRAM TOTAL ***	6082.9	6555.1	6742.1	5465.0	6555.1	1090.1	19.8%
112	KING CRAB QUALITY CONTROL BD	449.3						
	CIP POSITIONS & ASSOC COSTS							
114	PROJECT DIRECT CHG POSITIONS							
116	CIP OVERHEAD POSITIONS & COSTS							
	*** PROGRAM TOTAL ***							
	*** CATEGORY TOTAL ***	60837.6	64980.8	69491.0	51996.5	65466.8	13470.3	25.8%
	***** TOTAL EXPENDITURES	60837.6	64980.8	69491.0	51996.5	65466.8	13470.3	25.8%
	***** FUNDING							
	FED. RECEIPT	7852.8	9178.2	9178.2	9419.5	9378.2	-41.3	-0.3%
	GENERAL FUND	42463.6	45313.7	49823.9	32245.7	45599.7	13354.0	41.3%
	OTHER FUNDS	10521.2	10488.9	10488.9	10331.3	10488.9	157.6	1.5%

STATE OF ALASKA -- OPERATING BUDGET SUMMARY

14:23

4/19/82

* * * * * DEPARTMENT OF PUBLIC SAFETY * * * * *

SHORT FORM PAGE	BUDGET COMPONENT	FY82 ATH	GOV AMD	GOVERNOR	HOUSE	SENATE	SENATE - HOUSE COMPARISON	
NATURAL RESOURCE MANAGEMENT								
FISH & WILDLIFE PROTECTION								
2	ENFORCEMENT	7940.8	8357.2	8780.8	7666.9	8357.2	690.3	9.0%
4	DIRECTORS OFFICE	756.2	792.5	823.7	660.1	792.5	132.4	20.0%
6	AIRCRAFT SECTION	991.2	996.5	1195.8	996.5	996.5		
8	MARINE ENFORCEMENT	2311.7	2874.4	3137.5	2830.4	2874.4	44.0	1.5%
	*** PROGRAM TOTAL ***	11999.9	13020.6	13937.8	12153.9	13020.6	866.7	7.0%
PUBLIC PROTECTION								
10	FIRE SAFETY	1011.1	1111.5	1149.2	1060.2	1111.5	51.3	4.7%
14	*** PROGRAM TOTAL ***	1011.1	1111.5	1149.2	1060.2	1111.5	51.3	4.7%
18	HIGHWAY SAFETY PLANNING AGENCY	1729.5	975.9	1003.4	1070.6	975.9	-94.7	-8.7%
	DRIVER VEHICLE SERVICES							
22	DRIVER SERVICES	738.9	783.2	844.3	783.2	783.2		
24	VEHICLE SERVICES	419.8	445.8	455.8	431.6	445.8	14.2	3.2%
26	FIELD OPERATIONS	3887.8	3688.6	4143.9	3688.6	3688.6		
28	ADMINISTRATION	660.4	712.5	733.5	699.9	712.5	12.6	1.7%
	*** PROGRAM TOTAL ***	5706.9	5630.1	6177.5	5603.3	5630.1	26.8	0.5%
	*** CATEGORY TOTAL ***	8447.5	7717.5	8330.1	7734.1	7717.5	-16.6	-0.1%
ADMINISTRATION OF JUSTICE								
30	STATE TROOPERS							
34	DETACHMENTS & C.I.B.	19786.5	22518.1	24460.6	23346.6	22518.1	-828.5	-3.5%
36	NARCOTICS UNIT	1578.1	1832.8	1835.9	1823.6	1832.8	9.2	0.5%
38	DIRECTOR'S OFFICE	659.6	854.8	856.3	680.9	854.8	173.9	25.5%
	*** PROGRAM TOTAL ***	22024.2	25205.7	27152.8	25851.1	25205.7	-645.4	-2.5%
	AST SUP & SERV.							
42	LABORATORY SERVICES	635.2	712.8	771.7	639.6	712.8	73.2	11.3%
44	CENTRAL COMMUNICATIONS	1649.2	1836.0	1881.3	1701.1	1836.0	134.9	7.8%
46	COMMUNITY SERVICES	107.8	189.6	577.7	176.6	189.6	13.0	7.3%
48	JUDICIAL SERVICES-A.S.T.	3134.9	3142.3	3143.9	2979.2	3142.3	163.1	5.5%
50	PRISONER TRANSPORT		689.5	689.5	539.5	689.5	150.0	27.7%
52	SEARCH AND RESCUE		267.7	267.7	267.7	267.7		
	*** PROGRAM TOTAL ***	5527.1	6837.9	7331.8	6303.7	6837.9	534.2	8.5%
	ADMINISTRATION							
56	CONTRACT JAILS	900.6	2987.6	3019.4	2987.6	2987.6		
58	COMMISSIONERS OFFICE	766.8	624.7	824.7	534.6	2324.7	1790.1	334.7%
60	TRAINING	1296.7	1412.6	2061.2	1346.5	1412.6	66.1	4.8%
62	ADMINISTRATION & SUPPORT	3186.2	3922.4	3929.1	3696.9	3922.4	225.5	6.0%
64	STATE & MUNI OFFICER TRAINING	134.5						
	*** PROGRAM TOTAL ***	6284.8	8947.3	9834.4	8565.6	10647.3	2081.7	24.2%
68	BUILDING SECURITY	261.4	318.4	550.3	300.0	318.4	18.4	6.0%
72	BUREAU OF VEHICLE ENFORCEMENT	1259.5	2003.0	2287.4	2212.6	2003.0	-209.6	-9.5%
	VILLAGE PUBLIC SAFETY OFFICER							

STATE OF ALASKA -- OPERATING BUDGET SUMMARY

14:23

4/19/82

* * * * * DEPARTMENT OF PUBLIC SAFETY * * * * *

SHORT FORM PAGE	BUDGET COMPONENT	FY82 ATH	GOV AMD	GOVERNOR	HOUSE	SENATE	SENATE - COMPARISON	HOUSE
76	CONTRACTS	3457.2	3768.4	3768.4	3580.0	3768.4	188.4	5.2%
78	DIRECT V.P.S.O. SUPPORT	2928.5	2468.5	2753.5	2606.0	2468.5	-137.5	-5.2%
80	ADMINISTRATION	344.0	315.2	315.2	290.6	315.2	24.6	8.5%
	*** PROGRAM TOTAL ***	6729.7	6552.1	6837.1	6476.6	6552.1	75.5	1.1%
84	POLICE STANDARDS COUNCIL	290.4	319.1	381.7	306.5	319.1	12.6	4.0%
88	VIOLENT CRIMES COMP BOARD	351.8	382.3	382.3	376.2	382.3	6.1	1.5%
92	DOMESTIC VIOLENCE COUNCIL	3830.8	4136.1	4262.3	2930.8	4136.1	1205.3	41.0%
	*** CATEGORY TOTAL ***	46559.7	54701.9	59020.1	53323.1	56401.9	3078.8	5.7%
	***** TOTAL EXPENDITURES	67007.1	75440.0	81288.0	73211.1	77140.0	3928.9	5.3%
	***** FUNDING							
	FED. RECEIPT	1363.6	1374.2	1374.2	1374.2	1374.2		
	GENERAL FUND	65167.8	73576.9	79462.9	71358.8	75276.9	3918.1	5.5%
	OTHER FUNDS	475.7	488.9	450.9	478.1	488.9	10.8	2.2%

STATE OF ALASKA -- OPERATING BUDGET SUMMARY

14:24

4/19/82

* * * * * DEPARTMENT OF TRANSPORTATION/PUBLIC FACILITIES * * * * *

SHORT FORM PAGE	BUDGET COMPONENT	FY82 ATH	GOV AMD	GOVERNOR	HOUSE	SENATE	SENATE - HOUSE COMPARISON	
TRANSPORTATION								
ADMINISTRATION								
2	COMMISSIONER'S OFFICE	-6754.9		956.3	895.1	706.3	-188.8	-21.0%
4	INTERNAL REVIEW	687.6	718.1	718.1	687.6	718.1	30.5	4.3%
6	FINANCIAL MANAGEMENT	4838.0	2225.0	2335.0	2206.2	2225.0	18.8	0.8%
8	SUPPORT SERVICES	6642.4	2975.6	3115.6	3023.4	2975.6	-47.8	-1.5%
10	REGIONAL OPERATIONS		4919.2	5039.2	4933.4	4919.2	-14.2	-0.2%
12	INFORMATION SYSTEMS		3083.3	3343.3	1317.4	3083.3	1765.9	134.0%
	*** PROGRAM TOTAL ***	5413.1	13921.2	15507.5	13063.1	14627.5	1564.4	12.0%
14	MAINTENANCE & OPERATIONS							
18	SAFETY & SECURITY	740.8	963.8	1003.8	740.8	963.8	223.0	30.0%
20	AIRPORT LEASING	811.9	976.9	991.9	740.9	976.9	236.0	31.8%
22	ADMINISTRATION	501.5	505.3	525.3	501.5	505.3	3.8	0.7%
	*** PROGRAM TOTAL ***	2054.2	2446.0	2521.0	1983.2	2446.0	462.8	23.2%
CENTRAL REGION M & O								
26	AIRPORTS	5359.6	5924.2	6036.3	5359.6	5924.2	564.6	10.5%
28	HIGHWAYS	18409.2	19815.5	20729.9	18409.2	19815.5	1406.3	7.5%
30	FACILITIES	2781.3	3122.6	3295.1	2781.3	3122.6	341.3	12.2%
32	ADMINISTRATION	1065.9	1171.1	1171.1	1065.9	1171.1	105.2	9.8%
	*** PROGRAM TOTAL ***	27616.0	30033.4	31233.4	27616.0	30033.4	2417.4	8.7%
INTERIOR REGION M & O								
36	AIRPORTS	2168.2	2192.9	2319.0	2168.2	2192.9	24.7	1.0%
38	HIGHWAYS	11886.2	12403.7	13088.0	11886.2	12403.7	517.5	4.3%
40	FACILITIES	3247.6	3305.2	3455.2	3247.6	3305.2	57.6	1.7%
42	DALTON HIGHWAY MAINT	5842.8	6569.3	6569.3	5842.8	6569.3	726.5	12.3%
44	DALTON HIGHWAY FACILITIES	1589.3	1714.5	1744.5	1579.3	1714.5	135.2	8.5%
46	ADMINISTRATION	801.3	1032.4	1059.2	801.3	1032.4	231.1	28.7%
	*** PROGRAM TOTAL ***	25535.4	27218.0	28235.2	25525.4	27218.0	1692.6	6.5%
SOUTHEAST REGION M & O								
50	AIRPORTS	413.3	514.3	514.3	413.3	514.3	101.0	24.3%
52	HIGHWAYS	6323.8	7266.7	7520.1	6323.8	7266.7	942.9	14.8%
54	FACILITIES	4277.7	4555.8	4824.4	4277.7	4555.8	278.1	6.5%
56	ADMINISTRATION	380.7	406.3	406.3	380.7	406.3	25.6	6.6%
	*** PROGRAM TOTAL ***	11395.5	12743.1	13265.1	11395.5	12743.1	1347.6	11.7%
WESTERN REGION M & O								
60	AIRPORTS	2301.2	2494.8	2724.8	2301.2	2494.8	193.6	8.3%
62	HIGHWAYS	1828.0	1948.4	1948.4	1828.0	1948.4	120.4	6.5%
64	FACILITIES	698.2	829.8	829.8	698.2	829.8	131.6	18.7%
66	ADMINISTRATION	347.7	363.9	363.9	347.7	363.9	16.2	4.6%
	*** PROGRAM TOTAL ***	5175.1	5636.9	5866.9	5175.1	5636.9	461.8	8.8%
SOUTHCENTRAL REGION M & O								
70	AIRPORTS	737.3	835.7	1035.7	737.3	835.7	98.4	13.2%
72	HIGHWAYS	6551.7	7692.1	7750.1	6551.7	7692.1	1140.4	17.3%
74	FACILITIES	2640.0	2777.7	2977.7	2640.0	2777.7	137.7	5.1%
76	ADMINISTRATION	425.5	473.1	473.1	425.5	473.1	47.6	11.1%
	*** PROGRAM TOTAL ***	10354.5	11778.6	12236.6	10354.5	11778.6	1424.1	13.7%

STATE OF ALASKA -- OPERATING BUDGET SUMMARY

14:24

4/19/82

***** DEPARTMENT OF TRANSPORTATION/PUBLIC FACILITIES *****

SHORT FORM PAGE	BUDGET COMPONENT	FY82 ATH	GOV AMD	GOVERNOR	HOUSE	SENATE	SENATE - COMPARISON	HOUSE
	STATE EQUIPMENT FLEET							
80	CENTRAL REGION	5354.8	6333.6	6333.6	5354.8	6333.6	978.8	18.2%
82	INTERIOR REGION	4174.0	4779.2	4779.2	4174.0	4779.2	605.2	14.5%
84	DALTON HIGHWAY	1521.7	1854.0	1854.0	1521.7	1854.0	332.3	21.7%
86	SOUTHEAST REGION	1702.9	2046.4	2046.4	1702.9	2046.4	343.5	20.1%
88	WESTERN REGION	750.3	902.4	902.4	750.3	902.4	152.1	20.2%
90	SOUTHCENTRAL REGION	2392.4	2836.2	2836.2	2392.4	2836.2	443.8	18.5%
92	ADMINISTRATION	494.5	546.2	546.2	494.5	546.2	51.7	10.5%
94	ADJUSTMENTS FOR HWCF SERVICES							
	*** PROGRAM TOTAL ***	16390.6	19298.0	19298.0	16390.6	19298.0	2907.4	17.6%
	ANCHORAGE INT AIRPORT							
98	FIELD MAINTENANCE	2235.5	2540.9	2540.9	2537.6	2540.9	3.3	0.0%
100	BUILDING MAINTENANCE	2242.2	2957.1	2957.1	2457.9	2957.1	499.2	20.2%
102	SECURITY	3067.1	3303.9	3303.9	3242.3	3303.9	61.6	1.8%
104	CUSTODIAL	1790.8	2691.2	2691.2	2085.3	2691.2	605.9	29.0%
106	EQUIPMENT	971.9	1028.9	1028.9	1025.8	1028.9	3.1	0.2%
108	ADMINISTRATION	1718.5	1905.2	1905.2	1718.5	1905.2	186.7	10.8%
	*** PROGRAM TOTAL ***	12026.0	14427.2	14427.2	13067.4	14427.2	1359.8	10.3%
	FAIRBANKS INT AIRPORT							
112	FIELD MAINTENANCE	1149.5	1283.0	1283.0	1149.5	1283.0	133.5	11.5%
114	BUILDING MAINTENANCE	1005.1	1104.2	1104.2	1005.1	1104.2	99.1	9.8%
116	SECURITY	2377.6	2530.9	2530.9	2377.6	2530.9	153.3	6.3%
118	CUSTODIAL	341.2	392.8	392.8	341.2	392.8	51.6	15.0%
120	ADMINISTRATION	562.5	613.2	613.2	562.5	613.2	50.7	9.0%
	*** PROGRAM TOTAL ***	5435.9	5924.1	5924.1	5435.9	5924.1	488.2	9.0%
	MARINE TRANSPORTATION							
124	SOUTHEAST VESSEL OPERATIONS	34709.7	36838.2	39118.2	34709.7	36838.2	2128.5	6.0%
126	SOUTHEAST VESSEL OVERHAUL	5506.7	6516.0	6920.0	5506.7	6516.0	1009.3	18.2%
128	SOUTHEAST SHORE FACILITIES	2189.8	2325.6	2325.6	2189.8	2325.6	135.8	6.1%
130	SOUTHWEST VESSEL OPERATIONS	7246.1	7687.2	7907.2	7246.1	7687.2	441.1	6.0%
132	SOUTHWEST VESSEL OVERHAUL	1065.0	1216.4	1216.4	1065.0	1216.4	151.4	14.1%
134	SOUTHWEST SHORE FACILITIES	625.8	717.5	717.5	625.8	717.5	91.7	14.6%
136	ADMINISTRATION	2199.6		2711.4	2199.6	2515.4	315.8	14.3%
	*** PROGRAM TOTAL ***	53542.7	55300.9	60916.3	53542.7	57816.3	4273.6	8.0%
	DESIGN & CONSTRUCTION							
140	HIGHWAY D & C	42924.1						
142	AVIATION D & C	5751.4						
144	RIGHT OF WAY	1139.7						
146	HARBOR D & C	1425.5						
148	FACILITIES D & C	4383.3						
	*** PROGRAM TOTAL ***	55624.0						
150	DESIGN & CONSTRUCTION							
154	PROGRAM MANAGEMENT		510.2	524.1	-44.9	510.2	555.1	-1236.2%
156	CLAIMS & BIDDING		1408.4	1420.2	1241.1	1408.4	167.3	13.5%
	*** PROGRAM TOTAL ***		1918.6	1944.3	1196.2	1918.6	722.4	60.3%
	STANDARDS & TECHNICAL SERVICES							
160	DIRECTOR'S OFFICE		340.6	348.6	-1141.0	340.6	1481.6	-129.8%

STATE OF ALASKA -- OPERATING BUDGET SUMMARY

14:25

4/19/82

* * * * * DEPARTMENT OF TRANSPORTATION/PUBLIC FACILITIES * * * * *

SHORT FORM PAGE	BUDGET COMPONENT	FY82 ATH	GOV AMD	GOVERNOR	HOUSE	SENATE	SENATE - COMPARISON	HOUSE
162	BRIDGE & HYDROLOGY		1177.7	1386.4	1242.0	1177.7	-64.3	-5.1%
164	RIGHT OF WAY & LAND ACQUISN		429.5	443.8	428.1	429.5	1.4	0.2%
166	TECHNICAL SERVICES		1021.4	1050.7	1012.5	1021.4	8.9	0.8%
168	ENGINEERING STANDARDS & REVIEW		569.2	587.4	580.8	569.2	-11.6	-2.0%
170	MATERIALS ENGINEERING		751.7	871.5	768.5	751.7	-16.8	-2.1%
172	SCHEDULE COORDINATION		129.6	133.7	80.4	129.6	49.2	61.1%
174	CIP PROGRAM		440.7	515.6	331.9	440.7	108.8	32.7%
	*** PROGRAM TOTAL ***		4860.4	5337.7	3303.2	4860.4	1557.2	47.0%
	CENTRAL REGION D&C							
178	DIRECTOR'S OFFICE		571.8	691.2	-5504.6	571.8	6076.4	-110.3%
180	AVIATION		3413.2	3434.6	2930.9	3413.2	482.3	16.5%
182	HIGHWAYS		6593.9	6605.6	6079.5	6593.9	514.4	8.5%
184	BUILDINGS & HARBORS		1798.0	1810.1	1653.3	1798.0	144.7	8.7%
186	RIGHT OF WAY		2486.8	2500.2	2221.4	2486.8	265.4	11.8%
188	TECHNICAL SERVICES		2694.5	2702.9	2468.3	2694.5	226.2	9.1%
190	CIP PROGRAM		5124.4	5124.4	4342.9	5124.4	781.5	18.0%
	*** PROGRAM TOTAL ***		22682.6	22869.0	14191.7	22682.6	8490.9	59.7%
	INTERIOR REGION D&C							
194	DIRECTOR'S OFFICE		624.2	717.3	-5732.1	624.2	6356.3	-110.8%
196	AVIATION		1160.3	1169.5	944.1	1160.3	216.2	22.8%
198	HIGHWAYS		7012.7	7026.7	5729.9	7012.7	1282.8	22.3%
200	BUILDINGS & HARBORS		1558.7	1571.1	1243.1	1558.7	315.6	25.3%
202	RIGHT OF WAY		1001.7	1009.4	864.2	1001.7	137.5	15.8%
204	TECHNICAL SERVICES		1577.6	1585.4	1364.3	1577.6	213.3	15.5%
206	NOME RESIDENCY		879.3	880.4	724.8	879.3	154.5	21.2%
208	VALDEZ RESIDENCY		1438.7	1439.5	1199.5	1387.7	239.2	19.8%
210	CIP PROGRAM		10904.4	10904.4	8496.7	10904.4	2407.7	28.2%
	*** PROGRAM TOTAL ***		26157.6	26303.7	14834.5	26157.6	11323.1	76.2%
	SOUTHEAST REGION D&C							
214	DIRECTOR'S OFFICE		637.3	661.4	-2380.9	637.3	3018.2	-126.7%
216	HIGHWAYS & AVIATION		3592.8	3610.0	2818.0	3592.8	774.8	27.5%
218	HARBORS & MARINE FACILITIES		1719.9	1732.9	1276.8	1719.9	443.1	34.6%
220	BUILDINGS		1104.3	1114.7	765.6	1104.3	338.7	44.1%
222	RIGHT OF WAY		873.6	883.4	815.8	873.6	57.8	7.0%
224	TECHNICAL SERVICES		1525.6	1534.8	1264.9	1525.6	260.7	20.5%
226	CIP PROGRAM		2339.5	2339.5	2236.0	2339.5	103.5	4.5%
	*** PROGRAM TOTAL ***		11793.0	11876.7	6796.2	11793.0	4996.8	73.5%
	PLANNING & PROGRAMMING							
230	ADMINISTRATION	1957.0	1116.7	1181.2		1116.7	1116.7	100.0%
232	CENTRAL TRANSPORTATION PLNG	1759.8	1991.2	2106.0	1190.0	1991.2	801.2	67.2%
234	CENTRAL FACILITIES PLNG	721.8	988.4	1045.4		988.4	988.4	100.0%
236	INTERIOR TRANSPORTATION PLNG	3252.6	1374.6	1453.8	1190.0	1374.6	184.6	15.5%
238	INTERIOR FACILITIES PLNG	347.5	479.2	506.8		479.2	479.2	100.0%
240	INTERIOR RESEARCH & DEV	957.8	1188.3	1256.9		1188.3	1188.3	100.0%
242	SOUTHEAST TRANSPORTATION PLNG	1739.6	2655.6	2808.8	1190.0	2655.6	1465.6	123.1%
244	SOUTHEAST FACILITIES PLNG	433.1	607.4	642.5		607.4	607.4	100.0%
	*** PROGRAM TOTAL ***	11169.2	10401.4	11001.4	3570.0	10401.4	6831.4	191.3%

STATE OF ALASKA -- OPERATING BUDGET SUMMARY

14:26

4/19/82

***** DEPARTMENT OF TRANSPORTATION/PUBLIC FACILITIES *****

SHORT FORM PAGE	BUDGET COMPONENT	EY82	ATH	GOV	AMD	GOVERNOR	HOUSE	SENATE	SENATE - COMPARISON	HOUSE
	CIP POSITIONS & ASSOC COSTS									
246	PROJECT DIRECT CHG POSITIONS									
248	CIP OVERHEAD POSITIONS & COSTS									
	*** PROGRAM TOTAL ***									
	*** CATEGORY TOTAL ***	241732.2	276541.0	288764.1	227441.2	279762.7	52321.5	23.0%		
	***** TOTAL EXPENDITURES	241732.2	276541.0	288764.1	227441.2	279762.7	52321.5	23.0%		
	***** FUNDING									
	FED. RECEIPT	300.0	300.0	300.0	300.0	300.0				
	GENERAL FUND	161254.6	175580.2	187781.9	155382.8	174780.5	19397.7	12.5%		
	OTHER FUNDS	80177.6	100660.8	100682.2	71758.4	104682.2	32923.8	45.8%		

STATE OF ALASKA -- OPERATING BUDGET SUMMARY

14:26

4/19/82

* * * * * DEPARTMENT OF ENVIRONMENTAL CONSERVATION * * * * *

SHORT FORM PAGE	BUDGET COMPONENT	FY82 ATH	GOV AMD	GOVERNOR	HOUSE	SENATE	SENATE - COMPARISON	HOUSE
	NATURAL RESOURCE MANAGEMENT							
2	ADMINISTRATION							
6	OFFICE OF THE COMMISSIONER	330.7	540.7	570.7	467.3	540.7	73.4	15.6%
8	ADMINISTRATIVE SERVICES	465.7	540.2	540.2	453.0	540.2	87.2	19.1%
10	DESIGNATED GRANTS	150.0						
	*** PROGRAM TOTAL ***	946.4	1080.9	1110.9	920.3	1080.9	160.6	17.5%
	DIRECTORS OFFICE-OPERATIONS							
14	DIRECTORS OFFICE	446.1	291.1	291.1	284.0	291.1	7.1	2.5%
16	PERMIT SECTION	194.8	171.4	225.5	170.1	171.4	1.3	0.7%
18	MONITORING & LAB SUPPORT	679.4	845.2	845.2	812.5	845.2	32.7	4.0%
20	FACILITY CONSTRUCTION AND OPER	1394.5	1068.3	1501.3	1014.9	1068.3	53.4	5.2%
22	SOUTHEAST REGION	928.3	1015.2	1151.0	983.9	1015.2	31.3	3.1%
24	SOUTHCENTRAL REGION	1555.2	1880.5	1973.2	1663.4	1880.5	217.1	13.0%
26	NORTHERN REGION	1524.0	1963.6	2069.6	1832.0	1963.6	131.6	7.1%
28	PLACER MINING PROJECT	577.1						
	*** PROGRAM TOTAL ***	7299.4	7235.3	8056.9	6760.8	7235.3	474.5	7.0%
	DIRECTORS OFFICE-MANAGEMENT							
32	DIRECTORS OFFICE	793.4	146.8	146.8	143.5	146.8	3.3	2.2%
34	WATER QUALITY MANAGEMENT	1367.4	1043.9	1111.9	1007.3	1043.9	36.6	3.5%
36	MANAGEMENT & TECH ASSISTANCE	549.9	805.8	859.2	734.7	805.8	71.1	9.6%
38	AIR & SOLID WASTE	1011.0	1390.7	1505.6	984.7	1390.7	406.0	41.1%
	*** PROGRAM TOTAL ***	3721.7	3387.2	3623.5	2870.2	3387.2	517.0	18.0%
	GAS PIPELINE SURVEILLANCE							
40	SURVEILLANCE ACTIVITIES	1478.9	2053.6	2053.6	1993.7	2053.6	59.9	3.0%
42	CIP POSITIONS & ASSOC COSTS							
	PROJECT DIRECT CHG POSITIONS							
	*** CATEGORY TOTAL ***	13446.4	13757.0	14844.9	12545.0	13757.0	1212.0	9.6%
	PUBLIC PROTECTION							
	SEAFOOD AND ANIMAL INDUSTRIES							
46	ADMINISTRATION	196.6	164.3	164.3	137.8	164.3	26.5	19.1%
48	ANIMAL INDUSTRY	591.4	664.7	664.7	634.8	664.7	29.9	4.6%
50	SEAFOOD INDUSTRY	675.0	773.3	773.3	773.3	773.3		
	*** PROGRAM TOTAL ***	1463.0	1602.3	1602.3	1545.9	1602.3	56.4	3.5%
	***** TOTAL EXPENDITURES	14909.4	15359.3	16447.2	14090.9	15359.3	1268.4	9.0%
	***** FUNDING							
	FED. RECEIPT	3160.6	2282.7	2282.7	2485.1	2282.7	-202.4	-8.0%
	GENERAL FUND	10128.5	10780.5	11868.4	9369.6	10780.5	1410.9	15.0%
	OTHER FUNDS	1620.3	2296.1	2296.1	2236.2	2296.1	59.9	2.6%

STATE OF ALASKA -- OPERATING BUDGET SUMMARY

14:26

4/19/82

* * * * * DEPARTMENT OF COMMUNITY & REGIONAL AFFAIRS * * * * *

SHORT FORM PAGE	BUDGET COMPONENT	FY82 ATH	GOV AMD	GOVERNOR	HOUSE	SENATE	SENATE - COMPARISON	HOUSE
SOCIAL SERVICES								
SENIOR CITIZENS TAX RELIEF								
2	HOMEDOWNERS' PROPERTY TAX EXEMP	2054.5	2055.3	2180.3	2000.0	2055.3	55.3	2.7%
4	RENTERS' EQUIVALENCY, REBATE	190.5	196.9	196.9	185.0	196.9	11.9	6.3%
6	WATER & SEWER ASSESSMENTS	100.0	158.7	233.7	100.0	158.7	58.7	58.6%
8	MOTOR VEHICLE EXEMPTION	100.0	111.2	111.2	100.0	111.2	11.2	11.1%
	*** PROGRAM TOTAL ***	2445.0	2522.1	2722.1	2385.0	2522.1	137.1	5.6%
CHILD ASSISTANCE								
12	CHILD CARE	6040.7	7331.8	7581.8	5947.3	7331.8	1384.5	23.2%
14	HEAD START GRANTS	2400.0	2616.0	2616.0	2400.0	2616.0	216.0	9.0%
16	DESIGNATED GRANTS	215.0			100.0	-100.0	-100.0	-100.0%
	*** PROGRAM TOTAL ***	8655.7	9947.8	10197.8	8447.3	9947.8	1500.5	17.7%
CETA								
20	CLASSROOM TRAINING	1968.5						
22	ON THE JOB TRAINING	796.5						
24	WORK EXPERIENCE	2361.6						
26	PUBLIC SERVICE EMPLOYMENT	8784.9						
28	SERVICES TO ECON DIS.							
30	SERVICES AND ADMINISTRATION	4232.8						
32	TRAINING & SUPPORT SERVICES		2249.6	2249.6	2249.6	2249.6		
34	YOUTH PROGRAMS		1531.6	1531.6	1531.6	1531.6		
36	SPECIAL GOVERNOR'S GRANT		744.7	744.7	744.7	744.7		
38	ADMIN & EMPLOY COUNSELING		2185.2	2185.2	2185.2	2185.2		
40	STATE TRAINING PROGRAM		1000.0	1000.0		1000.0	1000.0	100.0%
42	DESIGNATED GRANTS							
	*** PROGRAM TOTAL ***	18144.3	7711.1	7711.1	6711.1	7711.1	1000.0	14.8%
	*** CATEGORY TOTAL ***	29245.0	20181.0	20631.0	17543.4	20181.0	2637.6	15.0%
DEVELOPMENT								
COMMUNITY ASSISTANCE GRANTS								
44	MUNICIPAL REVENUE SHARING	55707.6	55721.3	57721.3	55707.6		-55707.6	-100.0%
50	AGRICULTURAL LAND EXEMPTION	194.3	211.8	211.8	211.8	211.8		
52	NATIONAL FOREST RECEIPTS	2500.0	2725.0	2725.0	2725.0	2725.0		
54	RURAL DEVELOPMENT GRANTS	3000.0	2915.0	3270.0	1300.0	2915.0	1615.0	124.1%
56	ORGANIZATIONAL GRANTS	27.0	28.4	29.4	29.4	28.4	-1.0	-3.3%
58	COMMUNITY LEGAL ASST GRANTS	108.0	46.1	117.7	117.7	46.1	-71.6	-60.7%
60	BULK FUEL GRANTS	2627.4	1266.0	2616.0	1300.0	1266.0	-34.0	-2.5%
64	COMMUNITY BLOCK GRANTS		2600.0	2600.0	2600.0	2600.0		
	*** PROGRAM TOTAL ***	64164.3	65513.6	69291.2	63951.5	9792.3	-54199.2	-84.6%
LOCAL GOVERNMENT ASSISTANCE								
66	TRAINING, DEVELOPMENT & RDA	1386.5	1689.6	1739.6	1606.6	1689.6	83.0	5.1%
70	STATE ASSESSOR	305.8	328.0	328.0	304.3	328.0	23.7	7.7%
72	LOCAL BOUNDARY COMMISSION	128.5	116.1	141.1	110.1	116.1	6.0	5.3%
74	REVENUE SHARING ADMINISTRATION	86.9	96.1	96.1	91.0	96.1	5.1	5.5%
76	COASTAL ENERGY IMPACT PROGRAM	2152.6	3626.0	3626.0	3623.5	3626.0	2.5	0.0%

STATE OF ALASKA -- OPERATING BUDGET SUMMARY

14:26

4/19/82

* * * * * DEPARTMENT OF COMMUNITY & REGIONAL AFFAIRS * * * * *

SHORT FORM PAGE	BUDGET COMPONENT	FY82 ATH	GOV AMD	GOVERNOR	HOUSE	SENATE	SENATE - COMPARISON	HOUSE
	*** PROGRAM TOTAL ***	4060.3	5855.8	5930.8	5735.5	5855.8	120.3	2.0%
	COMMUNITY PLANNING SERVICES							
82	COMMUNITY PLANNING ASSISTANCE	3948.6	4198.4	4298.4	1647.5	4198.4	2550.9	154.7%
84	MUNICIPAL LANDS TRUSTEE	274.5	282.8	282.8	263.6	282.8	19.2	7.2%
86	ANCSA PLAN OF SURVEY	370.1	398.1	398.1	372.2	398.1	25.9	7.0%
88	HUD 701							
	*** PROGRAM TOTAL ***	4593.2	4879.3	4979.3	2283.3	4879.3	2596.0	113.6%
	ADMINISTRATION & SUPPORT							
92	OFFICE OF THE COMMISSIONER	54.4	557.2	784.2	266.3	559.7	293.4	110.1%
94	ADMINISTRATIVE SERVICES	1062.1	895.8	1037.7	853.5	895.8	42.3	5.0%
96	RURAL DEVELOPMENT COUNCIL	179.9		196.7		196.7	196.7	100.0%
98	FIRE PREVENTION TASK FORCE	145.5		167.2				
100	CITIZEN PARTICIPATION PROJECT	106.7						
102	DESIGNATED GRANTS	1513.7						
104	DESIGNATED GRANTS							
	*** PROGRAM TOTAL ***	3062.3	1453.0	2185.8	1119.8	1652.2	532.4	47.5%
106	COASTAL ZONE MANAGEMENT							
110	COASTAL ZONE MANAGEMENT	4910.0	5223.0	5223.0		5223.0	5223.0	100.0%
	*** PROGRAM TOTAL ***	4910.0	5223.0	5223.0		5223.0	5223.0	100.0%
	HOUSING ASSISTANCE							
114	HOUSING LOAN ADMINISTRATION	1195.6	1029.8	1129.8	1001.3	1029.8	28.5	2.7%
116	SENIOR CITIZEN HOUSING	91.3	93.8	93.8	93.8	93.8		
	*** PROGRAM TOTAL ***	1286.9	1123.6	1223.6	1095.1	1123.6	28.5	2.5%
	*** CATEGORY TOTAL ***	82077.0	84048.3	88833.7	74225.2	28526.2	-45699.0	-61.5%
	***** TOTAL EXPENDITURES	111322.0	104229.3	109464.7	91768.6	48707.2	-43061.4	-46.8%
	***** FUNDING							
	FED. RECEIPT	27788.8	20477.3	20477.7	15703.7	20477.3	4773.6	30.3%
	GENERAL FUND	80661.4	80842.5	85952.9	75681.2	25320.4	-50360.8	-66.5%
	OTHER FUNDS	2871.8	2909.5	3034.1	383.7	2909.5	2525.8	658.2%

STATE OF ALASKA -- OPERATING BUDGET SUMMARY

14:27

4/19/82

* * * * * LEGISLATURE * * * * *

SHORT FORM PAGE	BUDGET COMPONENT	FY82 ATH	GOV AMD	GOVERNOR	HOUSE	SENATE	SENATE - COMPARISON	HOUSE
	GENERAL GOVERNMENT							
	BUDGET & AUDIT COMMITTEE							
2	LEGISLATIVE AUDIT	2544.1	2759.4	2759.4	2537.4	2759.4	222.0	8.6%
4	LEGISLATIVE FINANCE	3020.1	2714.8	2714.8	2145.7	2730.4	584.7	27.1%
6	COMMITTEE EXPENSES	900.0	732.4	990.0	248.7	732.4	483.7	194.5%
	*** PROGRAM TOTAL ***	6464.2	6206.6	6464.2	4932.8	6222.2	1290.4	26.1%
	LEGISLATIVE COUNCIL							
10	SALARIES & ALLOWANCES	1953.4	2148.7	2148.7	2027.0	2148.7	121.7	6.0%
12	LEADERSHIP	5125.2	4000.0	5637.7	1638.0	4000.0	2362.0	144.1%
14	LAA EXECUTIVE ADMINISTRATION	280.4	308.4	308.4	238.6	308.4	69.8	29.2%
16	LAA ADMINISTRATIVE SERVICES	3565.5	3922.0	3922.0	3330.2	3922.0	591.8	17.7%
18	HOUSE RESEARCH	566.1	500.0	622.7	300.0	500.0	200.0	66.6%
20	LAA LEGAL SERVICES	1274.0	1401.4	1401.4	1274.0	1401.4	127.4	10.0%
22	SESSION EXPENSES	4768.6	5245.5	5245.5	5449.8	5245.5	-204.3	-3.6%
24	COUNCIL & SUBCOMMITTEES	400.0	440.0	440.0	200.0	440.0	240.0	120.0%
26	OFFICE SPACE RENTAL	2000.5	2197.2	2200.6	1796.3	2197.2	400.9	22.2%
28	EQUIPMENT ACCOUNT	542.4	596.7	596.7	93.0	596.7	503.7	541.5%
30	PUBLIC SERVICES	2121.1	2333.2	2333.2	2106.2	2333.2	227.0	10.7%
32	SENATE ADVISORY COUNCIL	566.1	500.0	622.7	300.0	500.0	200.0	66.6%
	*** PROGRAM TOTAL ***	23163.3	23593.1	25479.6	18753.1	23593.1	4840.0	25.7%
34	OFFICE OF OMBUDSMAN							
	OFFICE OF OMBUDSMAN	1100.0	1300.0	1391.4	1100.0	1300.0	200.0	18.1%
	*** CATEGORY TOTAL ***	30727.5	31099.7	33335.2	24784.9	31115.3	6330.4	25.5%
	***** TOTAL EXPENDITURES	30727.5	31099.7	33335.2	24784.9	31115.3	6330.4	25.5%
	***** FUNDING							
	GENERAL FUND	30702.5	31099.7	33335.2	24784.9	31115.3	6330.4	25.5%
	OTHER FUNDS	25.0						