

BILLS 1981 - 1982
HB 509 cont. - CSHB 514

1527

1527

Purchases: 1 Labor Economist II and Clerical and Data Processing Support

These components are interrelated with each other and with other information systems within our Research and Analysis unit. Integration of this complete information system would provide an excellent framework for Alaska's policymakers to determine both the needs of their constituents and the impact of proposed solutions. The output from these components would be prepared annually to meet the continuing information needs of legislative and other governmental officials at local and state levels and for Alaska's businesses and industries both existing and those starting again or expanding in Alaska.

1.	Position Title Labor Economist III			Range/Step 18B	Barg. Unit GGU	Location Juneau	Gov.	Approv.	Disapp.
2.	Type of Position PFT	Staff Months 12	RP No.	PCN No.	Priority	Form 12 page/line	Leg.		
3.	Type of Expenditure			Amount					
	1		2		3				
4.	Personal Services:								
	Salary	2,736 per month	32,832						
5.	Benefits		5,211						
6.	FICA		2,004						
7.	Health Ins.		1,800						
8.	Total Personal Services 01			41,847					
9.	Travel		02		2,400				
10.	Contractual		03		11,941				
11.	Commodities		04		1,000				
12.	Equipment		05		3,084				
13.	Other								
14.	Total Cost			60,272					
15.	CODE	FUNDING SOURCE							
		FED RECPT. 1002							
		GF MATCH. 1003							
	100	GEN. FUND 1004			60,272				
		I-A RCPTS. 1005							
		PGM RCPTS 1028							
		OTHER							
21.	CONTINUATION								
22.	ADDITION			X					

FOR B&M USE ONLY

4A KEY NUMBER _____ COLUMN NO. _____

This position is responsible for overseeing the development maintenance and utilization of econometric modeling systems and techniques used in production of employment projections by industry and region. This position will hire, train and direct the work of two to three professional staff members. In conjunction with subordinate staff, this position will provide for collection and analysis of current economic development information and maintenance of a data base used in the production of statewide and regional employment forecasts. These forecasts are a prerequisite to development of regional occupational forecasts. Thus, analysis of the effect various policy options would have on the state's labor force is contingent and successful development of this informational component.

The average non-personal services costs for the Labor Market Information Program are included. The major costs in the contractual area are rent, indirect, and printing.

AGENCY Labor

PROGRAM Employment Stabilization

REVISED DATE _____

BRU Administrative Services

PAGE 1 OF 7 **FY 82**

COMPONENT Labor Market Information

13 REQUEST FOR NEW POSITION.

Book up material



1.	Position Title Labor Economist II			Range/Step 16B	Barg. Unit GGU	Location Juneau	Gov.	Approv.	Disapp.
2.	Type of Position PFT	Staff Months 12	RP No.	PCN No.	Priority	Form 12 page/line	Leg.		
3.	Type of Expenditure		Amount		<p>This position is required for the preparation of regional employment forecasts consistent with the needs of the occupational employment estimates program structure. These forecasts must be by detailed industry category information for an occupational matrix used to generate detailed estimates of occupational demand. This Labor Economist must regionalize the employment estimates so that detailed occupational demand figures for six regions are available for the matrix. The estimates of regional employment growth must be consistent with statewide totals of industry growth which will require that the development of closely coordinated employment projections.</p> <p>In order to produce detailed and reliable forecasts extensive and continuing analyses of the labor market areas will be required. Research into historical data, current trends and econometric techniques will be an integral part of the positions work.</p> <p>This position will be stationed in Juneau and will be responsible for forecasts of the Alaska Southeast region.</p> <p>The average non-personal services costs for the Labor Market Information Program are included. The major costs in the contractual area are rent, indirect, and printing.</p>				
	1	2	3						
4.	Personal Services:								
	Salary	2,378 per month	28,536						
5.	Benefits		4,529						
6.	FICA		1,749						
7.	Health Ins.		1,800						
8.	Total Personal Services 01		36,614						
9.	Travel 02		2,400						
10.	Contractual 03		11,134						
11.	Commodities 04		1,000						
12.	Equipment 05		1,940						
13.	Other								
14.	Total Cost		53,088						
15.	CODE	FUNDING SOURCE							
16.		FED RECPT. 1002							
17.	100	GF MATCH. 1003							
18.		GEN. FUND 1004		53,088					
19.		I-A RCPTS. 1005							
20.		PGM RCPTS 1028							
21.		OTHER							
22.	CONTINUATION								
	ADDITION	X							

FOR B&M USE ONLY

4A KEY NUMBER _____ COLUMN NO. _____

AGENCY Labor

PROGRAM Employment Stabilization

REVISED DATE _____

BRII Administrative Services

PAGE 2 OF 7 **FY 82**

COMPONENT Labor Market Information

13 REQUEST FOR NEW POSITION.



1.	Position Title Labor Economist II	Range/Step 16B	Barg. Unit GGU	Location Juneau	Approv. Gov.	Disapp.
2.	Type of Position PFT	Staff Months 11	RP No.	PCN No.	Priority	Form 12 page/line
3.	Type of Expenditure			Amount	<p>This position's primary function is to develop occupational demand estimates for sub-state regions. The existing occupational information program (which has been in place and operating for almost a decade) provides detailed occupational estimates for the state as a whole and the Anchorage and Fairbanks labor market areas. The services of a Labor Economist II is required in order to develop occupational estimates and projections for additional geographic areas. These smaller regions (in terms of employment) present major problems and work elements with regard to methodology development, production of estimates, continual monitoring and measuring of estimating accuracy and development of revised estimating procedures. This information and services provided through the efforts of this position is crucial to effective regional manpower planning.</p> <p>The average non-personal services costs for the Labor Market Information Program are included. The major costs in the contractual area are rent, indirect and printing.</p>	
	1	2	3			
4.	Personal Services:					
	Salary 2,378 per month	26,158				
5.	Benefits 15.87	4,151				
6.	FICA .0613	1,603				
7.	Health Ins. 150	1,650				
8.	Total Personal Services 01		33,562			
9.	Travel 02		2,400			
10.	Contractual 03		10,687			
11.	Commodities 04		1,000			
12.	Equipment 05		1,940			
13.	Other					
14.	Total Cost		49,589			
15.	CODE	FUNDING SOURCE				
16.		FED RECPT. 1002				
17.	100	GF MATCH. 1003				
18.		GEN. FUND. 1004		49,589		
19.		I-A RCPTS. 1005				
20.		PGM RCPTS 1028				
21.	CONTINUATION	OTHER				
22.	ADDITION	X				

FOR B&M USE ONLY

4A KEY NUMBER _____ COLUMN NO. _____

AGENCY Labor

PROGRAM Employment Stabilization

REVISED DATE _____

BRU Administrative Services

PAGE 3 OF 7 **FY 82**

COMPONENT Labor Market Information

13 REQUEST FOR NEW POSITION.



1.	Position Title Labor Economist II	Range/Step 16B	Barg. Unit GGU	Location Anchorage	Gov.	Approv.	Disapp.
2.	Type of Position PFT	Staff Months 11	RP No.	PCN No.	Priority	Form 12 page/line	Leg.
3.	Type of Expenditure	Amount					
	1	2	3				
4.	Personal Services:						
	Salary 2,378 per month	26,158					
5.	Benefits	4,151					
6.	FICA	1,603					
7.	Health Ins.	1,650					
8.	Total Personal Services 01	33,562					
9.	Travel 02	2,400					
10.	Contractual 03	10,687					
11.	Commodities 04	1,000					
12.	Equipment 05	1,940					
13.	Other						
14.	Total Cost	49,589					
15.	CODE	FUNDING SOURCE					
		FED RECPT. 1002					
16.		GF MATCH. 1003					
17.	100	GEN. FUND 1004		49,589			
18.		I-A RCPTS. 1005					
19.		PGM RCPTS 1028					
20.		OTHER					
21.	CONTINUATION						
22.	ADDITION	X					

FOR B&M USE ONLY

4A KEY NUMBER _____ COLUMN NO. _____

This position is required for the preparation of regional employment forecasts consistent with the needs of the occupational employment estimates program structure. These forecasts must be by detailed industry category information for an occupational matrix used to generate detailed estimates of occupational demand. This Labor Economist must regionalize the employment estimates so that detailed occupational demand figures for six regions are available for the matrix. The estimates of regional employment growth must be consistent with statewide totals of industry growth which will require that the development of closely coordinated employment projections.

In order to produce detailed and reliable forecasts extensive and continuing analyses of the labor market areas will be required. Research into historical data, current trends and econometric techniques will be an integral part of the positions work.

This position will be stationed in Juneau and will be responsible for forecasts of the Alaska Southeast region.

The average non-personal services costs for the Labor Market Information program are indicated the major costs, in the contractual area are rent, indirect, and printing.

AGENCY Labor

PROGRAM Employment Stabilization


REVISED DATE _____

BRU Administrative Services

PAGE 4 OF 7 **FY 82**

COMPONENT Labor Market Information

13 REQUEST FOR NEW POSITION.



1.	Position Title Labor Economist II	Range/Step 16B	Barg. Unit GGU	Location Juneau	Gov.	Approv.	Disapp.
2.	Type of Position PFT	Staff Months 10	RP No.	PCN No.	Priority	Form 12 page/line	Leg.
3.	Type of Expenditure			<p>This position will work under the supervision of the state demographer (PCN 1717) to produce and maintain a complete model of migration. This model would require interstate analysis of occupational demand, and demographic analysis of population cohorts.</p> <p>Migration flows will be estimated and forecast by this position.</p> <p>These forecasts will be an important component of the Alaska Jobs Information Bank, which will provide information necessary for policy making.</p> <p>The average non-personal services costs for the Labor Market Information Program are included. The major costs in the contractual area are rent, indirect and printing.</p>			
	1	2	3				
4.	Personal Services:						
	Salary 2,378 per month	23,780					
5.	Benefits	3,774					
6.	FICA	1,458					
7.	Health Ins.	1,500					
8.	Total Personal Services 01		30,512				
9.	Travel 02		2,400				
10.	Contractual 03		10,240				
11.	Commodities 04		1,000				
12.	Equipment 05		1,940				
13.	Other						
14.	Total Cost		46,092				
15.	CODE	FUNDING SOURCE					
		FED RECPT. 1002					
16.		GF MATCH. 1003					
17.	100	GEN. FUND 1004					
		46,092					
18.		I-A RCPTS. 1005					
19.		PGM RCPTS 1028					
20.		OTHER					
21.	CONTINUATION						
22.	ADDITION	X					

FOR B&M USE ONLY

4A KEY NUMBER _____ COLUMN NO. _____

AGENCY Labor

PROGRAM Employment Stabilization

REVISED DATE _____

BRU Administrative Services

PAGE 5 OF 7 **FY 82**

COMPONENT Labor Market Information

13 REQUEST FOR NEW POSITION.



1.	Position Title Clerk Typist III	Range/Step 8B	Barg. Unit GGU	Location Juneau	Gov.	Approv.	Disapp.
2.	Type of Position PFT	Staff Months 12	RP No.	PCN No.	Priority	Form 12 page/line	Leg.
3.	Type of Expenditure		Amount				
	1	2	3				
4.	Personal Services:						
	Salary	1,433 per month	17,196				
5.	Benefits		2,729				
6.	FICA		1,054				
7.	Health Ins.		1,800				
8.	Total Personal Services 01		22,779				
9.	Travel 02		-0-				
10.	Contractual 03		10,807				
11.	Commodities 04		1,000				
12.	Equipment 05		1,513				
13.	Other						
14.	Total Cost		36,099				

	CODE	FUNDING SOURCE	
15.		FED RECPT. 1002	
16.		GF MATCH. 1003	
17.	100	GEN. FUND 1004	36,099
18.		I-A RCPTS. 1005	
19.		PGM RCPTS 1028	
20.		OTHER	
21.	CONTINUATION		
22.	ADDITION X		

FOR B&M USE ONLY

4A KEY NUMBER _____ COLUMN NO. _____

This position will provide clerical support to the regional forecasting, occupational employment estimates and migration analysis programs. Typing of reports, correspondence and survey analysis will be the position's primary responsibility. Entering employment data into the computer data base will also be required. Mailing and processing of forms necessary for the expanded occupational supply and demand information system will be an additional responsibility.

The average non-personal services costs for the Labor Market Information Program are included. The major costs in the contractual area are rent, indirect and lease of a 1202 Lexitron editor.

AGENCY Labor

PROGRAM Employment Stabilization

REVISED DATE _____

BRU Administrative Services

PAGE 6 OF 7 **FY 82**

COMPONENT Labor Market Information

13 REQUEST FOR NEW POSITION.



1.	Position Title Labor Economist III			Range/Step 18 B	Barg. Unit GGU	Location Juneau	Gov.	Approv.	Disapp.
2.	Type of Position PFI	Staff Months 6	RP No.	PCN No. 5305	Priority	Form 12 page/line	Leg.		
3.	Type of Expenditure			Amount					
	1	2	3						
Personal Services:									
4.	Salary	2736 x 6	16,416						
5.	Benefits	15.87%	2,605						
6.	FICA	.0613	1,006						
7.	Health Ins.	150 x 6	900						
8.	Total Personal Services 01		20,927						
9.	Travel	02	1,200						
10.	Contractual	03	5,400						
11.	Commodities	04	500						
12.	Equipment	05							
13.	Other								
14.	Total Cost		28,027						
<p>Analysis of UI and ES Data Bases</p> <p><u>Six Months</u></p> <p>Travel \$1,200</p> <p>Prem. Rent \$ 1,350</p> <p>Printing 500</p> <p>Communications 500</p> <p>Indirect Support 3,050</p> <p>[18.79% of PS] \$5,400</p> <p>Commodities \$ 500</p> <p>NOTE: FY '82 only!</p>									
15.	CODE	FUNDING SOURCE							
16.		FED RECPT. 1002							
17.		GF MATCH. 1003							
18.		GEN. FUND 1004							
19.		I-A RCPTS. 1005							
20.		PGM RCPTS 1028							
21.	CONTINUATION	OTHER							
22.	ADDITION	X							
FOR B&M USE ONLY									
4A KEY NUMBER _____					COLUMN NO. _____				

AGENCY Labor

PROGRAM Employment Stabilization

REVISED DATE _____


BRU Administrative Services

PAGE 7 OF 7

COMPONENT Labor Market Information

FY 82

13 REQUEST FOR NEW POSITION.



COMMITTEE REPORT

HOUSE

5/7/81

FURTHER:

(11)

Date:

May 4 1981

Mr. Speaker:

The Committee on FINANCE has had HB 509

"An Act relating to analysis of employment and unemployment in the state; and providing for an effective date."

under consideration and reports it back as follows:

- do pass do not pass
- do pass with attached amendments(s)
- replace with CS for HB 509 (FIN) same title
 new title
- and recommends individual rec.
- AND attaches a "Letter of Intent" New Fiscal Note (1144-8)
- reports it back without recommendation
- referred to the _____ Committee

MEMBERS SIGNING
DO PASS

MEMBERS HAVING
OTHER RECOMMENDATIONS:

CHAIRMAN

THE LEGISLATURE OF THE STATE OF ALASKA
TWELFTH LEGISLATURE

FISCAL NOTE

I. REQUEST

Bill/Resolution No. House Bill No. 509
 Title "An Act relating to analysis of employment and unemployment in the state...."
 Requested by Rogers, Gardiner, Meekins, Buchholdt. Date 5/9/81
Duncan, Fuller, Zharoff and Grusseendorf

II. FISCAL DETAIL

Agency Affected Labor
 Program Category Affected Employment Stabilization
 BRU, Program, or Subprogram(s) Affected Administrative Services, IMI
 (Note: If more than one budget component is affected, separate line-item amounts and funding for each component in the analysis section.)

EXPENDITURES (Thousands of Dollars)

	FY 81	FY 82	FY 83	FY 84	FY 85	FY 86
100 PERSONAL SERVICES		219.8	228.0	246.2	265.9	287.2
200 TRAVEL		13.2	13.0	14.0	15.1	16.3
300 CONTRACTUAL		190.9	203.1	219.3	236.8	255.7
400 COMMODITIES		6.5	6.5	7.0	7.6	8.2
500 EQUIPMENT		12.4	13.4	14.5	15.7	17.0
600 LAND & STRUCTURES						
700 GRANTS, CLAIMS, ETC.						
TOTAL	-0-	442.8	464.0	501.0	541.1	584.4

FUNDING (Thousands of Dollars)

GENERAL FUND	-0-	442.8	464.0	501.0	541.1	584.4
FEDERAL FUNDS						
OTHER (Specify Fund Source)						

POSITIONS

FULL TIME	-0-	6.5	6.0	6.0	6.0	6.0
PART TIME						
TEMPORARY						

III. ANALYSIS (See Fiscal Note Preparation Instructions, Section III)

- Assumes an effective date of July 1, 1981.
- Personal Services based on current salary schedule, with allowance of vacancy factor in FY '82.
- Travel, Contractual Services, Commodities and Equipment are based on cost per position with the exception of Data Processing cost of \$120,000 which is based on an estimate for a Time Sharing operation.
- Assumes an annual inflation factor of 8% for all line items.
- To meet the requirements of this legislation, funding for the following information components is requested:

REGIONAL ECONOMIC FORECAST BY INDUSTRY \$230,998 (FY '82)

The large geographic size of Alaska makes it probable that some regions could have severe shortages of workers while other areas lack economic activity. For the past three years the Research and Analysis Section has developed and improved the employment data base for

IV. DATE May 3, 1981 PREPARED BY Nico Bus, Finance Officer
 AGENCY Labor
 PHONE 465-2720

Original: Legislative Finance
 cc: Budget and Management
 Prime Sponsor (First Legislator Named)

Analysis continued

six regions of the state. This permitted more accurate sub-state regional estimates of employment by industry, labor force and unemployment. Both published and nondisclosable (due to confidentiality restrictions of Alaska's Unemployment Insurance Law) data are contained in this data base.

This component would provide staff to analyze and forecast employment, labor force, and unemployment information for the six regions of the State. With computer assistance, staff would determine the trend and level of economic activity by industry and enable the operation of an industry/occupation matrix to provide occupational forecasts by industry for the six regions.

Purchases: Labor Economist III, 2 Labor Economists II's, Clerical & Data Processing Services

EXPANDED OCCUPATIONAL EMPLOYMENT STATISTICS

\$91,809 (FY '82)

For much of the past decade Research and Analysis has estimated and projected employment (staffing levels) by occupation. Occupational data from an employer survey is merged with the employment forecast by industry to prepare forecasts of occupational employment.

This component would provide staff to provide occupational forecasts by industry for the six regions of Alaska. Industrial detail used would be expanded to provide for more accurate estimates. For example, more detail in the mining industry, would isolate coal and hard rock mining from oil and gas extraction. This would permit more accurate forecasts of the occupations involved if those sub-industries grew at different rates.

Purchases: 1 Labor Economist II, Data Processing and Clerical Services

ANALYSIS OF UI AND ES DATA BASES

\$41,637 (FY '82)

In the first year of the legislation only, the agency proposes a small increment to analyze how best to utilize the Unemployment Insurance (UI) and Employment Service (ES) data bases for dynamic indicators of unemployment and employee turnover. Potentially, these two data bases could give insight into the mobility and labor force attachment of Alaska's population. Both cross sectional (one point in time) and longitudinal (between different time periods) analysis is feasible. However, some of this analysis has only been done in a few states and the uniqueness of each state's unemployment insurance data base makes it appropriate to limit the study to determining feasible methodologies in the first year.

Purchases: 0.5 Labor Economist III, Clerical and Data Processing Support

MIGRATION STUDY

\$78,312 (FY '82)

Any analysis of Alaska's labor force supply would be inadequate without considering the impact of migration (both immigration and outmigration). Migration flows are triggered both by push (lack of available opportunities in the area from which migration emanates) and pull (more lucrative opportunities in the area which receives the migration) factors. Interstate analysis of the factors which correlate with migration would be necessary (for example, construction employment in other western states). Modeling the migration component would give insight into the appropriate timing of large capital projects.

Fiscal Note for House Bill 509

• Analysis continued

Purchases: 1 Labor Economist II and Clerical and Data Processing Support

These components are interrelated with each other and with other information systems within our Research and Analysis unit. Integration of this complete information system would provide an excellent framework for Alaska's policymakers to determine both the needs of their constituents and the impact of proposed solutions. The output from these components would be prepared annually to meet the continuing information needs of legislative and other governmental officials at local and state levels and for Alaska's businesses and industries both existing and those starting again or expanding in Alaska.

1.	Position Title Labor Economist III			Range/Step 18B	Barg. Unit GGU	Location Juneau	Gov.	Approv.	Disapp.
2.	Type of Position PFT	Staff Months 1 1/2	RP No.	PCN No.	Priority	Form 12 page/line	Leg.		
3.	Type of Expenditure			Amount					
	1			2		3			
4.	Personal Services:								
5.	Salary	2,736 per month	32,832						
6.	Benefits		5,211						
7.	FICA		2,004						
8.	Health Ins.		1,800						
9.	Total Personal Services	01	41,847						
10.	Travel	02	2,400						
11.	Contractual	03	11,941						
12.	Commodities	04	1,000						
13.	Equipment	05	3,084						
14.	Other								
15.	Total Cost		60,272						
	CODE	FUNDING SOURCE							
16.		FED RECPT. 1002							
17.	100	GF MATCH. 1003							
18.		GEN. FUND 1004		60,272					
19.		I-A RCPTS. 1005							
20.		PGM RCPTS 1028							
21.	CONTINUATION	OTHER							
22.	ADDITION	X							

FOR B&M USE ONLY

4A KEY NUMBER _____ COLUMN NO. _____

This position is responsible for overseeing the development maintenance and utilization of econometric modeling systems and techniques used in production of employment projections by industry and region. This position will hire, train and direct the work of two to three professional staff members. In conjunction with subordinate staff, this position will provide for collection and analysis of current economic development information and maintenance of a data base used in the production of statewide and regional employment forecasts. These forecasts are a prerequisite to development of regional occupational forecasts. Thus, analysis of the effect various policy options would have on the state's labor force is contingent and successful development of this informational component.

The average non-personal services costs for the Labor Market Information Program are included. The major costs in the contractual area are rent, indirect, and printing.

AGENCY Labor

PROGRAM Employment Stabilization

REVISED
DATE _____

BRU Administrative Services

PAGE 1 OF 7 **FY 82**

COMPONENT Labor Market Information

13 REQUEST FOR NEW
POSITION.



1.	Position Title Labor Economist II			Range/Step 16B	Bar. GGU	Unit	Location Juneau	Gov.	Approv.	Disapp.
2.	Type of Position PFT	Staff Months 12	RP No.	PCN No.	Priority	Form 12 page/line		Leg.		
3.	Type of Expenditure			Amount						
	1			2			3			
4.	Personal Services:									
4.	Salary	2,378 per month	28,536							
5.	Benefits		4,529							
6.	FICA		1,749							
7.	Health Ins.		1,800							
8.	Total Personal Services 01			36,614						
9.	Travel		02	2,400						
10.	Contractual		03	11,134						
11.	Commodities		04	1,000						
12.	Equipment		05	1,940						
13.	Other									
14.	Total Cost			53,088						
	CODE	FUNDING SOURCE								
15.		FED RCPT. 1002								
16.		GF MATCH. 1003								
17.	100	GEN. FUND 1004		53,088						
18.		I-A RCPTS. 1005								
19.		PGM RCPTS 1028								
20.		OTHER								
21.	CONTINUATION									
22.	ADDITION			X						

FOR R&M USE ONLY

4A KEY NUMBER _____ COLUMN NO. _____

This position is required for the preparation of regional employment forecasts consistent with the needs of the occupational employment estimates program structure. These forecasts must be by detailed industry category information for an occupational matrix used to generate detailed estimates of occupational demand. This Labor Economist must regionalize the employment estimates so that detailed occupational demand figures for six regions are available for the matrix. The estimates of regional employment growth must be consistent with statewide totals of industry growth which will require that the development of closely coordinated employment projections.

In order to produce detailed and reliable forecasts extensive and continuing analyses of the labor market areas will be required. Research into historical data, current trends and econometric techniques will be an integral part of the positions work.

This position will be stationed in Juneau and will be responsible for forecasts of the Alaska Southeast region.

The average non-personal services costs for the Labor Market Information Program are included. The major costs in the contractual area are rent, indirect, and printing.

AGENCY Labor

PROGRAM Employment Stabilization

REVISED DATE _____

BRII Administrative Services

PAGE 2 OF 7 **FY 82**

COMPONENT Labor Market Information

13 REQUEST FOR NEW POSITION.



Component: Expanded OES HB 509 Fiscal Note

1.	Position Title Labor Economist II.			Range/Step 16B	Barg. Unit GGU	Location Juneau	Gov.	Approv.	Disapp.
2.	Type of Position PFT	Staff Months 11	RP No.	PCN No.	Priority	Form 12 page/line	Leg.		
3.	Type of Expenditure			Amount					
	1		2	3					
4.	Personal Services:								
	Salary	2,378 per month	26,158						
5.	Benefits	15.87	4,151						
6.	FICA	.0613	1,603						
7.	Health Ins.	150	1,650						
8.	Total Personal Services		01	33,562					
9.	Travel		02	2,400					
10.	Contractual		03	10,687					
11.	Commodities		04	1,000					
12.	Equipment		05	1,940					
13.	Other								
14.	Total Cost			49,589					
	CODE	FUNDING SOURCE							
15.		FED RECPT. 1002							
16.		GF MATCH. 1003							
17.	100	GEN. FUND 1004			49,589				
18.		I-A RCPTS. 1005							
19.		PGM RCPTS 1028							
20.		OTHER							
21.	CONTINUATION								
22.	ADDITION			X					

FOR B&M USE ONLY

4A KEY NUMBER _____ COLUMN NO. _____

This position's primary function is to develop occupational demand estimates for sub-state regions. The existing occupational information program (which has been in place and operating for almost a decade) provides detailed occupational estimates for the state as a whole and the Anchorage and Fairbanks labor market areas. The services of a Labor Economist II is required in order to develop occupational estimates and projections for additional geographic areas. These smaller regions (in terms of employment) present major problems and work elements with regard to methodology development, production of estimates, continual monitoring and measuring of estimating accuracy and development of revised estimating procedures. This information and services provided through the efforts of this position is crucial to effective regional manpower planning.

The average non-personal services costs for the Labor Market Information Program are included. The major costs in the contractual area are rent, indirect and printing.

AGENCY Labor

PROGRAM Employment Stabilization

REVISED DATE _____

BRU Administrative Services

PAGE 3 OF 7 **FY 82**

COMPONENT Labor Market Information

13 REQUEST FOR NEW POSITION.



1.	Position Title Labor Economist II			Range/Step 16B	Barg. Unit GGII	Location Anchorage	Gov.	Approv.	Disapp.
2.	Type of Position PFT	Staff Months 11	RP No.	PCN No.	Priority	Form 12 page/line	Leg.		
3.	Type of Expenditure			Amount					
	1		2		3				
4.	Personal Services:								
	Salary	2,378 per month	26,158						
5.	Benefits		4,151						
6.	FICA		1,603						
7.	Health Ins.		1,650						
8.	Total Personal Services 01		33,562						
9.	Travel 02		2,400						
10.	Contractual 03		10,687						
11.	Commodities 04		1,000						
12.	Equipment 05		1,940						
13.	Other								
14.	Total Cost		49,589						
	CODE	FUNDING SOURCE							
15.		FED RCPT. 1002							
16.		GF MATCH. 1003							
17.	100	GEN. FUND 1004		49,589					
18.		I-A RCPTS. 1005							
19.		PGM RCPTS 1028							
20.		OTHER							
21.	CONTINUATION								
22.	ADDITION		X						

FOR B&M USE ONLY

4A KEY NUMBER _____ COLUMN NO. _____

This position is required for the preparation of regional employment forecasts consistent with the needs of the occupational employment estimates program structure. These forecasts must be by detailed industry category information for an occupational matrix used to generate detailed estimates of occupational demand. This Labor Economist must regionalize the employment estimates so that detailed occupational demand figures for six regions are available for the matrix. The estimates of regional employment growth must be consistent with statewide totals of industry growth which will require that the development of closely coordinated employment projections.

In order to produce detailed and reliable forecasts extensive and continuing analyses of the labor market areas will be required. Research into historical data, current trends and econometric techniques will be an integral part of the positions work

This position will be stationed in Juneau and will be responsible for forecasts of the Alaska Southeast region.

The average non-personal services costs for the Labor Market Information program are indicated the major costs, in the contractual area are rent, indirect, and printing.

AGENCY Labor

PROGRAM Employment Stabilization

REVISED
DATE _____

BRU Administrative Services

PAGE 4 OF 7 **FY 82**

COMPONENT Labor Market Information

13 REQUEST FOR NEW
POSITION.



1.	Position Title Labor Economist II			Range/Step 16B	Barg. Unit GGU	Location Juneau	Gov.	Approv.	Disapp.																																				
2.	Type of Position PFT	Staff Months 10	RP No.	PCN No.	Priority	Form 12 page/line	Leg.																																						
3.	Type of Expenditure			Amount																																									
	1			2		3																																							
Personal Services:																																													
4.	Salary	2,378 per month		23,780																																									
5.	Benefits			3,774																																									
6.	FICA			1,458																																									
7.	Health Ins.			1,500																																									
8.	Total Personal Services 01				30,512																																								
9.	Travel		02		2,400																																								
10.	Contractual		03		10,240																																								
11.	Commodities		04		1,000																																								
12.	Equipment		05		1,940																																								
13.	Other																																												
14.	Total Cost				46,092																																								
<table border="1"> <thead> <tr> <th>CODE</th> <th colspan="2">FUNDING SOURCE</th> <th></th> </tr> </thead> <tbody> <tr> <td>15.</td> <td></td> <td>FFD RECPT. 1002</td> <td></td> </tr> <tr> <td>16.</td> <td></td> <td>GF MATCH. 1003</td> <td></td> </tr> <tr> <td>17.</td> <td>100</td> <td>GEN. FUND 1004</td> <td>46,092</td> </tr> <tr> <td>18.</td> <td></td> <td>I-A RCPTS. 1005</td> <td></td> </tr> <tr> <td>19.</td> <td></td> <td>PGM RCPTS 1028</td> <td></td> </tr> <tr> <td>20.</td> <td></td> <td>OTHER</td> <td></td> </tr> <tr> <td>21.</td> <td colspan="3">CONTINUATION</td> </tr> <tr> <td>22.</td> <td colspan="3">ADDITION X</td> </tr> </tbody> </table>										CODE	FUNDING SOURCE			15.		FFD RECPT. 1002		16.		GF MATCH. 1003		17.	100	GEN. FUND 1004	46,092	18.		I-A RCPTS. 1005		19.		PGM RCPTS 1028		20.		OTHER		21.	CONTINUATION			22.	ADDITION X		
CODE	FUNDING SOURCE																																												
15.		FFD RECPT. 1002																																											
16.		GF MATCH. 1003																																											
17.	100	GEN. FUND 1004	46,092																																										
18.		I-A RCPTS. 1005																																											
19.		PGM RCPTS 1028																																											
20.		OTHER																																											
21.	CONTINUATION																																												
22.	ADDITION X																																												
<p>FOR B&M USE ONLY</p> <p>4A KEY NUMBER _____ COLUMN NO. _____</p>																																													

This position will work under the supervision of the state demographer (PCN 1717) to produce and maintain a complete model of migration. This model would require interstate analysis of occupational demand, and demographic analysis of population cohorts.

Migration flows will be estimated and forecast by this position.

These forecasts will be an important component of the Alaska Jobs Information Bank, which will provide information necessary for policy making.

The average non-personal services costs for the Labor Market Information Program are included. The major costs in the contractual area are rent, indirect and printing.

AGENCY Labor

PROGRAM Employment Stabilization

REVISED DATE _____

BRU Administrative Services

PAGE 5 OF 7 **FY 82**

COMPONENT Labor Market Information

13 REQUEST FOR NEW POSITION.



Components: 0.5 Regional Forecast, 0.2 Expanded OES, 0.2 Migration Study, 0.1 Analysis UI & ES Data Base.

1.	Position Title Clerk Typist III			Range/Step 8B	Barg. Unit GGU	Location Juneau	Gov.	Approv.	Disapp.
2.	Type of Position PFT	Staff Months 12	RP No.	PCN No.	Priority	Form 12 page/line	Leg.		
3.	Type of Expenditure		Amount		<p>This position will provide clerical support to the regional forecasting, occupational employment estimates and migration analysis programs. Typing of reports, correspondence and survey analysis will be the position's primary responsibility. Entering employment data into the computer data base will also be required. Mailing and processing of forms necessary for the expanded occupational supply and demand information system will be an additional responsibility.</p> <p>The average non-personal services costs for the Labor Market Information Program are included. The major costs in the contractual area are rent, indirect and lease of a 1202 Lexitron editor.</p>				
	1	2	3						
4.	Personal Services:								
4.	Salary	1,433 per month	17,196						
5.	Benefits		2,729						
6.	FICA		1,054						
7.	Health Ins.		1,800						
8.	Total Personal Services 01		22,779						
9.	Travel	02	-0-						
10.	Contractual	03	10,807						
11.	Commodities	04	1,000						
12.	Equipment	05	1,513						
13.	Other								
14.	Total Cost		36,099						
	CODE	FUNDING SOURCE							
15.		FED RECPT. 1002							
16.		GF MATCH. 1003							
17.	100	GEN. FUND 1004		36,099					
18.		I-A RCPTS. 1005							
19.		PGM RCPTS 1028							
20.		OTHER							
21.	CONTINUATION								
22.	ADDITION		X						

FOR B&M USE ONLY

4A KEY NUMBER _____ COLUMN NO. _____

AGENCY Labor

PROGRAM Employment Stabilization


REVISED
DATE _____

BRU Administrative Services

PAGE 6 OF 7 **FY 82**

COMPONENT Labor Market Information

13 REQUEST FOR NEW
POSITION.



1.	Position Title Labor Economist III			Range/Step 18 B	Barg. Unit GGU	Location Juneau	Approv. Gov.	Disapp.
2.	Type of Position PFT	Staff Months 6	RP No.	PCN No. 5305	Priority	Form 12 page/line	Leg.	
3.	Type of Expenditure			Amount				
	1	2	3					
4.	Personal Services:							
	Salary	2736 x 6	16,416					
5.	Benefits	15.87%	2,605					
6.	FICA	.0613	1,006					
7.	Health Ins.	150 x 6	900					
8.	Total Personal Services			01	20,927			
9.	Travel		02	1,200				
10.	Contractual		03	5,400				
11.	Commodities		04	500				
12.	Equipment		05					
13.	Other							
14.	Total Cost			28,027				
15.	CODE	FUNDING SOURCE						
16.		FED RECPT. 1002						
17.		GF MATCH. 1003		28,027				
18.		GEN. FUND 1004						
19.		I-A RCPTS. 1005						
20.		PGM RCPTS 1028						
21.	CONTINUATION	X						
22.	ADDITION							

FOR B&M USE ONLY

4A KEY NUMBER _____ COLUMN NO. _____

Analysis of UI and ES Data Bases

Six Months

Travel \$1,200

Prem. Rent \$ 1,350

Printing 500

Communications 500

Indirect Support 3,050

[18.79% of PS] \$5,400

Commodities \$ 500

NOTE: FY '82 only!

AGENCY Labor

PROGRAM Employment Stabilization

REVISED
DATE _____

BRU Administrative Services

PAGE 7 OF 7 **FY 82**

COMPONENT Labor Market Information

13 REQUEST FOR NEW
POSITION.



Original sponsors: Rogers, Gardiner,
Meekins, et al

1 IN THE HOUSE

BY THE FINANCE COMMITTEE

2 CS FOR HOUSE BILL NO. 509 (Finance)

3 IN THE LEGISLATURE OF THE STATE OF ALASKA

4 TWELFTH LEGISLATURE - FIRST SESSION

5 A BILL

6 For an Act entitled: "An Act relating to analysis of employment and un-
7 employment in the state; and providing for an effec-
8 tive date."

9 BE IT ENACTED BY THE LEGISLATURE OF THE STATE OF ALASKA:

10 * Section 1. AS 23.15 is amended by adding a new section to read:

11 ARTICLE 6. ALASKA JOBS INFORMATION BANK.

12 Sec. 23.15.710. ALASKA JOBS INFORMATION BANK. (a) The Alaska
13 jobs information bank is established in the Department of Labor to
14 provide information on employment and unemployment in the state.

15 (b) The jobs information bank is a computer model of predicted
16 employment and unemployment in the state categorized by

- 17 (1) job class;
18 (2) region; and
19 (3) calendar year quarter.

20 (c) The jobs information bank computer model data base includes:

- 21 (1) base level private sector employment;
22 (2) base level public sector employment;
23 (3) approved but uncompleted state capital construction;
24 (4) planned private sector capital construction; and
25 (5) other relevant employment information.

26 (d) The Department of Labor shall annually evaluate jobs informa-
27 tion bank predictions of unemployment and employment and shall verify
28 and correct the computer model in response to the results of the evalua-
29 tion.

1 (e) To the extent practicable jobs information bank predictions
2 shall be prepared using professionally accepted methodology and quanti-
3 fication of data.

4 * Sec. 2. AS 23.05.110 is amended to read:

5 Sec. 23.05.110. REPORTS [ANNUAL REPORT]. (a) The department
6 shall submit a report to the governor for transmittal to the legis-
7 lature, concerning its activities during the preceding two years.

8 (b) By December 31 of each year the department shall publish a
9 report describing work force migration, employment, and unemployment
10 in each industry and region of the state.

11 (c) By January 10 of each year the department shall submit a
12 report to the governor on the operations of the Alaska jobs information
13 bank including the matters reported under (b) of this section and rec-
14 ommendations for improvement in the operation of the jobs information
15 bank.

16 * Sec. 3. This Act takes effect July 1, 1981.
17
18
19
20
21
22
23
24
25
26
27
28
29

POSITION PAPER
ON
CS FOR HOUSE BILL NO. 509 (Finance)

"An Act relating to analysis of employment and unemployment in the state; and providing for an effective date."

This Bill would establish a computer modeled jobs information bank on employment and unemployment in the state by job class, region and calendar year quarter.

Programs such as WIN and Senior Employment which are concerned with the employment of individuals encountering difficulty in entering the Alaskan labor market would probably find the jobs information bank to be a useful resource for planning purposes. Although the Bill does not provide a great deal of detail about the proposed system, it does allow for regular revision of the computer model so that it will become a more accurate tool. Any initial inaccuracies that may be encountered with it should therefore be reduced with the passage of time and the introduction of experience based adjustments.

The Department of Health and Social Services supports the concept of this Bill.

Recommended by: Elizabeth Muktarian
Elizabeth Muktarian
Director
Division of Adult and
Aging Services

Date: 5/21/81

Approved by: Helen D. Beirne
Helen D. Beirne
Commissioner
Department of Health and
Social Services

Date: 5/22/81

THE LEGISLATURE OF THE STATE OF ALASKA
TWELFTH LEGISLATURE

FISCAL NOTE

I. REQUEST

Bill/Resolution No. CS for House Bill No. 509 (Finance)
 Title "An Act relating to analysis of employment in the state; and providing for an
 Requested by effective date. Date May 21, 1981

II. FISCAL DETAIL

Agency Affected Department of Health and Social Services
 Program Category Affected Social and Economic Assistance for the General Population
 BRU, Program, or Subprogram(s) Affected Division of Adult and Aging Services - Admin.
 (Note: If more than one budget component is affected, separate line-item amounts and funding for each component in the analysis section.)

EXPENDITURES (Thousands of Dollars)

	FY 81	FY 82	FY 83	FY 84	FY 85	FY 86
100 PERSONAL SERVICES						
200 TRAVEL						
300 CONTRACTUAL						
400 COMMODITIES						
500 EQUIPMENT						
600 LAND & STRUCTURES						
700 GRANTS, CLAIMS, ETC.						
TOTAL		-0-				

FUNDING (Thousands of Dollars)

GENERAL FUND		-0-				
FEDERAL FUNDS						
OTHER (Specify Fund Source)						

POSITIONS

FULL TIME						
PART TIME						
TEMPORARY						

III. ANALYSIS (See Fiscal Note Preparation Instructions, Section III)

Zero Impact

IV. DATE 5-21-81 PREPARED BY Dorothy Walt
 AGENCY Division of Adult and Aging Services
 PHONE 465-3250
 Original: Legislative Finance
 cc: Budget and Management
 Prime Sponsor (First Legislator Named) M&B Approval Marsha Hubbard Date 5/21/81

WIN
(Col 20)
2/14/81

Original sponsors: Rogers, Gardiner,
Meekins, et al

Offered: 5/15/81
Referred: Rules

1 IN THE HOUSE

BY THE FINANCE COMMITTEE

2

CS FOR HOUSE BILL NO. 509 (Finance)

3

IN THE LEGISLATURE OF THE STATE OF ALASKA

4

TWELFTH LEGISLATURE - FIRST SESSION

5

A BILL

6

For an Act entitled: "An Act relating to analysis of employment and un-
7 employment in the state; and providing for an effec-
8 tive date."

9

BE IT ENACTED BY THE LEGISLATURE OF THE STATE OF ALASKA:

10

* Section 1. AS 23.15 is amended by adding a new section to read:

11

ARTICLE 6. ALASKA JOBS INFORMATION BANK.

12

Sec. 23.15.710. ALASKA JOBS INFORMATION BANK. (a) The Alaska

13

jobs information bank is established in the Department of Labor to
14 provide information on employment and unemployment in the state.

15

(b) The jobs information bank is a computer model of predicted
16 employment and unemployment in the state categorized by

17

(1) job class;

18

(2) region; and

19

(3) calendar year quarter.

20

(c) The jobs information bank computer model data base includes:

21

(1) base level private sector employment;

22

(2) base level public sector employment;

23

(3) approved but uncompleted state capital construction;

24

(4) planned private sector capital construction; and

25

(5) other relevant employment information.

26

(d) The Department of Labor shall annually evaluate jobs informa-
27 tion bank predictions of unemployment and employment and shall verify
28 and correct the computer model in response to the results of the evalua-
29 tion.

1 (e) To the extent practicable jobs information bank predictions
2 shall be prepared using professionally accepted methodology and quanti-
3 fication of data.

4 * Sec. 2. AS 23.05.110 is amended to read:

5 Sec. 23.05.110. REPORTS [ANNUAL REPORT]. (a) The department
6 shall submit a report to the governor for transmittal to the legis-
7 lature, concerning its activities during the preceding two years.

8 (b) By December 31 of each year the department shall publish a
9 report describing work force migration, employment, and unemployment
10 in each industry and region of the state.

11 (c) By January 10 of each year the department shall submit a
12 report to the governor on the operations of the Alaska jobs information
13 bank including the matters reported under (b) of this section and rec-
14 ommendations for improvement in the operation of the jobs information
15 bank.

16 * Sec. 3. This Act takes effect July 1, 1981.
17
18
19
20
21
22
23
24
25
26
27
28
29

THE LEGISLATURE OF THE STATE OF ALASKA
TWELFTH LEGISLATURE

FISCAL NOTE

I. REQUEST

Bill/Resolution No. House Bill No. 509

Title "An Act relating to analysis of employment and unemployment in the state...."

Requested by Rogers, Gardiner, Meekins, Buchholdt, Duncan, Fuller, Zharoff and Grusseendorf Date 5/9/81

II. FISCAL DETAIL

Agency Affected Labor

Program Category Affected Employment Stabilization

BRU, Program, or Subprogram(s) Affected Administrative Services, LMI

(Note: If more than one budget component is affected, separate line-item amounts and funding for each component in the analysis section.)

EXPENDITURES (Thousands of Dollars)

	FY 81	FY 82	FY 83	FY 84	FY 85	FY 86
100 PERSONAL SERVICES		219.8	228.0	246.2	265.9	287.2
200 TRAVEL		13.2	13.0	14.0	15.1	16.3
300 CONTRACTUAL		190.9	203.1	219.3	236.8	255.7
400 COMMODITIES		6.5	6.5	7.0	7.6	8.2
500 EQUIPMENT		12.4	13.4	14.5	15.7	17.0
600 LAND & STRUCTURES						
700 GRANTS, CLAIMS, ETC.						
TOTAL	-0-	442.8	464.0	501.0	541.1	584.4

FUNDING (Thousands of Dollars)

	FY 81	FY 82	FY 83	FY 84	FY 85	FY 86
GENERAL FUND	-0-	442.8	464.0	501.0	541.1	584.4
FEDERAL FUNDS						
OTHER (Specify Fund Source)						

POSITIONS

	FY 81	FY 82	FY 83	FY 84	FY 85	FY 86
FULL TIME	-0-	6.5	6.0	6.0	6.0	6.0
PART TIME						
TEMPORARY						

III. ANALYSIS (See Fiscal Note Preparation Instructions, Section III)

- Assumes an effective date of July 1, 1981.
- Personal Services based on current salary schedule, with allowance of vacancy factor in FY '82.
- Travel, Contractual Services, Commodities and Equipment are based on cost per position with the exception of Data Processing cost of \$120,000 which is based on an estimate for a Time Sharing operation.
- Assumes an annual inflation factor of 8% for all line items.
- To meet the requirements of this legislation, funding for the following information components is requested:

REGIONAL ECONOMIC FORECAST BY INDUSTRY \$230,998 (FY '82)

The large geographic size of Alaska makes it probable that some regions could have severe shortages of workers while other areas lack economic activity. For the past three years the Research and Analysis Section has developed and improved the employment data base for

IV. DATE May 9, 1981 PREPARED BY Nico Bus, Finance Officer

AGENCY Labor

Original: Legislative Finance PHONE 465-2720

cc: Budget and Management
Prime Sponsor (First Legislator Named)

six regions of the state. This permitted more accurate sub-state regional estimates of employment by industry, labor force and unemployment. Both published and nondisclosable (due to confidentiality restrictions of Alaska's Unemployment Insurance Law) data are contained in this data base.

This component would provide staff to analyze and forecast employment, labor force, and unemployment information for the six regions of the State. With computer assistance, staff would determine the trend and level of economic activity by industry and enable the operation of an industry/occupation matrix to provide occupational forecasts by industry for the six regions.

Purchases: Labor Economist III, 2 Labor Economists II's, Clerical & Data Processing Services

EXPANDED OCCUPATIONAL EMPLOYMENT STATISTICS \$91,809 (FY '82)

For much of the past decade Research and Analysis has estimated and projected employment (staffing levels) by occupation. Occupational data from an employer survey is merged with the employment forecast by industry to prepare forecasts of occupational employment.

This component would provide staff to provide occupational forecasts by industry for the six regions of Alaska. Industrial detail used would be expanded to provide for more accurate estimates. For example, more detail in the mining industry, would isolate coal and hard rock mining from oil and gas extraction. This would permit more accurate forecasts of the occupations involved if those sub-industries grew at different rates.

Purchases: 1 Labor Economist II, Data Processing and Clerical Services

ANALYSIS OF UI AND ES DATA BASES \$41,637 (FY '82)

In the first year of the legislation only, the agency proposes a small increment to analyze how best to utilize the Unemployment Insurance (UI) and Employment Service (ES) data bases for dynamic indicators of unemployment and employee turnover. Potentially, these two data bases could give insight into the mobility and labor force attachment of Alaska's population. Both cross sectional (one point in time) and longitudinal (between different time periods) analysis is feasible. However, some of this analysis has only been done in a few states and the uniqueness of each state's unemployment insurance data base makes it appropriate to limit the study to determining feasible methodologies in the first year.

Purchases: 0.5 Labor Economist III, Clerical and Data Processing Support

MIGRATION STUDY \$78,312 (FY '82)

Any analysis of Alaska's labor force supply would be inadequate without considering the impact of migration (both immigration and outmigration). Migration flows are triggered both by push (lack of available opportunities in the area from which migration emanates) and pull (more lucrative opportunities in the area which receives the migration) factors. Interstate analysis of the factors which correlate with migration would be necessary (for example, construction employment in other western states). Modeling the migration component would give insight into the appropriate timing of large capital projects.

Fiscal Note for House Bill 509
Analysis continued

Purchases: 1 Labor Economist II and Clerical and Data Processing Support

These components are interrelated with each other and with other information systems within our Research and Analysis unit. Integration of this complete information system would provide an excellent framework for Alaska's policymakers to determine both the needs of their constituents and the impact of proposed solutions. The output from these components would be prepared annually to meet the continuing information needs of legislative and other governmental officials at local and state levels and for Alaska's businesses and industries both existing and those starting again or expanding in Alaska.

Component: Regional Forecast HB 509 Fiscal Note

1.	Position Title Labor Economist III			Range/Step 18B	Barg. Unit GGU	Location Juneau	Gov.	Approv.	Disapp.
2.	Type of Position PFT	Staff Months 12	RP No.	PCN No.	Priority	Form 12 page/line	Leg.		
3.	Type of Expenditure			Amount					
	1	2	3						
4.	Personal Services:								
	Salary	2,736 per month	32,832						
5.	Benefits		5,211						
6.	FICA		2,004						
7.	Health Ins.		1,800						
8.	Total Personal Services 01		41,847						
9.	Travel 02		2,400						
10.	Contractual 03		11,941						
11.	Commodities 04		1,000						
12.	Equipment 05		3,084						
13.	Other								
14.	Total Cost		60,272						
	CODE	FUNDING SOURCE							
15.		FED RECPT. 1002							
16.		GF MATCH. 1003							
17.	100	GEN. FUND 1004		60,272					
18.		I-A RCPTS. 1005							
19.		PGM RCPTS 1028							
20.		OTHER							
21.	CONTINUATION								
22.	ADDITION			X					
FOR B&M USE ONLY									
4A KEY NUMBER _____				COLUMN NO. _____					

This position is responsible for overseeing the development maintenance and utilization of econometric modeling systems and techniques used in production of employment projections by industry and region. This position will hire, train and direct the work of two to three professional staff members. In conjunction with subordinate staff, this position will provide for collection and analysis of current economic development information and maintenance of a data base used in the production of statewide and regional employment forecasts. These forecasts are a prerequisite to development of regional occupational forecasts. Thus, analysis of the effect various policy options would have on the state's labor force is contingent and successful development of this informational component.

The average non-personal services costs for the Labor Market Information Program are included. The major costs in the contractual area are rent, indirect, and printing.

AGENCY Labor

PROGRAM Employment Stabilization

REVISED DATE _____

BRU Administrative Services

PAGE 1 OF 7 **FY 82**

COMPONENT Labor Market Information

13 REQUEST FOR NEW POSITION.



1.	Position Title Labor Economist II			Range/Step 16B	Barg. Unit GGU	Location Juneau	Gov.	Approv.	Disapp.
2.	Type of Position PFT	Staff Months 12	RP No.	PCN No.	Priority	Form 12 page/line	Leg.		
3.	Type of Expenditure			Amount					
	1			2			3		
4.	Personal Services:								
	Salary	2,378 per month	28,536						
5.	Benefits			4,529					
6.	FICA			1,749					
7.	Health Ins.			1,800					
8.	Total Personal Services 01			36,614					
9.	Travel 02			2,400					
10.	Contractual 03			11,134					
11.	Commodities 04			1,000					
12.	Equipment 05			1,940					
13.	Other								
14.	Total Cost			53,088					
	CODE	FUNDING SOURCE							
15.		FED RECPT. 1002							
16.		GF MATCH. 1003							
17.	100	GEN. FUND 1004			53,088				
18.		I-A RCPTS. 1005							
19.		PGM RCPTS 1028							
20.		OTHER							
21.	CONTINUATION								
22.	ADDITION			X					

FOR B&M USE ONLY

4A KEY NUMBER _____ COLUMN NO. _____

This position is required for the preparation of regional employment forecasts consistent with the needs of the occupational employment estimates program structure. These forecasts must be by detailed industry category information for an occupational matrix used to generate detailed estimates of occupational demand. This Labor Economist must regionalize the employment estimates so that detailed occupational demand figures for six regions are available for the matrix. The estimates of regional employment growth must be consistent with statewide totals of industry growth which will require that the development of closely coordinated employment projections.

In order to produce detailed and reliable forecasts extensive and continuing analyses of the labor market areas will be required. Research into historical data, current trends and econometric techniques will be an integral part of the positions work.

This position will be stationed in Juneau and will be responsible for forecasts of the Alaska Southeast region.

The average non-personal services costs for the Labor Market Information Program are included. The major costs in the contractual area are rent, indirect, and printing.

AGENCY Labor

PROGRAM Employment Stabilization

REVISED
DATE _____

BRU Administrative Services

PAGE 2 OF 7 **FY 82**

COMPONENT Labor Market Information

13 REQUEST FOR NEW
POSITION.



1. Position Title Labor Economist II	Range/Step 16B	Barg. Unit GGU	Location Juneau	Gov.	Approv.	Disapp.																											
2. Type of Position PFT	Staff Months 11	RP No.	PCN No.	Priority	Form 12 page/line	Leg.																											
3. Type of Expenditure			Amount																														
1			2		3																												
Personal Services:																																	
4. Salary	2,378 per month	26,158																															
5. Benefits	15.87	4,151																															
6. FICA	.0613	1,603																															
7. Health Ins.	150	1,650																															
8. Total Personal Services	01	33,562																															
9. Travel	02	2,400																															
10. Contractual	03	10,687																															
11. Commodities	04	1,000																															
12. Equipment	05	1,940																															
13. Other																																	
14. Total Cost		49,589																															
<table border="1" style="width:100%; border-collapse: collapse;"> <tr> <td style="width:10%;">CODE</td> <td style="width:40%;">FUNDING SOURCE</td> <td style="width:50%;"></td> </tr> <tr> <td>15.</td> <td>FED RECPT. 1002</td> <td></td> </tr> <tr> <td>16.</td> <td>GF MATCH. 1003</td> <td></td> </tr> <tr> <td>17. 100</td> <td>GEN. FUND 1004</td> <td>49,589</td> </tr> <tr> <td>18.</td> <td>I-A RCPTS. 1005</td> <td></td> </tr> <tr> <td>19.</td> <td>PGM RCPTS 1028</td> <td></td> </tr> <tr> <td>20.</td> <td>OTHER</td> <td></td> </tr> <tr> <td>21. CONTINUATION</td> <td></td> <td></td> </tr> <tr> <td>22. ADDITION</td> <td>X</td> <td></td> </tr> </table>							CODE	FUNDING SOURCE		15.	FED RECPT. 1002		16.	GF MATCH. 1003		17. 100	GEN. FUND 1004	49,589	18.	I-A RCPTS. 1005		19.	PGM RCPTS 1028		20.	OTHER		21. CONTINUATION			22. ADDITION	X	
CODE	FUNDING SOURCE																																
15.	FED RECPT. 1002																																
16.	GF MATCH. 1003																																
17. 100	GEN. FUND 1004	49,589																															
18.	I-A RCPTS. 1005																																
19.	PGM RCPTS 1028																																
20.	OTHER																																
21. CONTINUATION																																	
22. ADDITION	X																																
FOR B&M USE ONLY																																	
4A KEY NUMBER _____ COLUMN NO. _____																																	

This position's primary function is to develop occupational demand estimates for sub-state regions. The existing occupational information program (which has been in place and operating for almost a decade) provides detailed occupational estimates for the state as a whole and the Anchorage and Fairbanks labor market areas. The services of a Labor Economist II is required in order to develop occupational estimates and projections for additional geographic areas. These smaller regions (in terms of employment) present major problems and work elements with regard to methodology development, production of estimates, continual monitoring and measuring of estimating accuracy and development of revised estimating procedures. This information and services provided through the efforts of this position is crucial to effective regional manpower planning.

The average non-personal services costs for the Labor Market Information Program are included. The major costs in the contractual area are rent, indirect and printing.

AGENCY Labor

PROGRAM Employment Stabilization

REVISED DATE _____

BRU Administrative Services

PAGE 3 OF 7 **FY 82**

COMPONENT Labor Market Information

13 REQUEST FOR NEW POSITION.



1.	Position Title Labor Economist II				Range/Step 16B	Barg. Unit GGU	Location Anchorage	Gov.	Approv.	Disapp.
2.	Type of Position PFT	Staff Months 11	RP No.	PCN No.	Priority	Form 12 page/line	Leg.			
3.	Type of Expenditure			Amount	<p>This position is required for the preparation of regional employment forecasts consistent with the needs of the occupational employment estimates program structure. These forecasts must be by detailed industry category information for an occupational matrix used to generate detailed estimates of occupational demand. This Labor Economist must regionalize the employment estimates so that detailed occupational demand figures for six regions are available for the matrix. The estimates of regional employment growth must be consistent with statewide totals of industry growth which will require that the development of closely coordinated employment projections.</p> <p>In order to produce detailed and reliable forecasts extensive and continuing analyses of the labor market areas will be required. Research into historical data, current trends and econometric techniques will be an integral part of the positions work.</p> <p>This position will be stationed in Juneau and will be responsible for forecasts of the Alaska Southeast region.</p> <p>The average non-personal services costs for the Labor Market Information program are indicated the major costs, in the contractual area are rent, indirect, and printing.</p>					
	1	2	3							
4.	Personal Services:									
	Salary	2,378 per month	26,158							
5.	Benefits		4,151							
6.	FICA		1,603							
7.	Health Ins.		1,650							
8.	Total Personal Services 01		33,562							
9.	Travel 02		2,400							
10.	Contractual 03		10,687							
11.	Commodities 04		1,000							
12.	Equipment 05		1,940							
13.	Other									
14.	Total Cost		49,589							
	CODE	FUNDING SOURCE								
15.		FED RECPT. 1002								
16.		GF MATCH. 1003								
17.	100	GEN. FUND 1004		49,589						
18.		I-A RCPTS. 1005								
19.		PGM RCPTS 1028								
20.		OTHER								
21.	CONTINUATION									
22.	ADDITION X									

FOR B&M USE ONLY

4A KEY NUMBER _____ COLUMN NO. _____

AGENCY Labor

PROGRAM Employment Stabilization

REVISED
DATE _____

BRU Administrative Services

PAGE 4 OF 7 **FY 82**

COMPONENT Labor Market Information

13 REQUEST FOR NEW POSITION.



1.	Position Title Labor Economist II			Range/Step 16B	Barg. Unit GGU	Location Juneau	Gov.	Approv.	Disapp.
2.	Type of Position PFT	Staff Months 10	RP No.	PCN No.	Priority	Form 12 page/line	Leg.		
3.	Type of Expenditure			Amount					
	1	2	3						
4.	Personal Services:								
	Salary	2,378 per month	23,780						
5.	Benefits		3,774						
6.	FICA		1,458						
7.	Health Ins.		1,500						
8.	Total Personal Services		01	30,512					
9.	Travel		02	2,400					
10.	Contractual		03	10,240					
11.	Commodities		04	1,000					
12.	Equipment		05	1,940					
13.	Other								
14.	Total Cost			46,092					
	CODE	FUNDING SOURCE							
15.		FED RECPT. 1002							
16.		GF MATCH. 1003							
17.	100	GEN. FUND 1004		46,092					
18.		I-A RCPTS. 1005							
19.		PGM RCPTS 1028							
20.		OTHER							
21.	CONTINUATION								
22.	ADDITION			X					

FOR B&M USE ONLY

4A KEY NUMBER _____ COLUMN NO. _____

This position will work under the supervision of the state demographer (PCN 1717) to produce and maintain a complete model of migration. This model would require interstate analysis of occupational demand, and demographic analysis of population cohorts.

Migration flows will be estimated and forecast by this position.

These forecasts will be an important component of the Alaska Jobs Information Bank, which will provide information necessary for policy making.

The average non-personal services costs for the Labor Market Information Program are included. The major costs in the contractual area are rent, indirect and printing.

AGENCY Labor

PROGRAM Employment Stabilization

REVISED
DATE _____

BRU Administrative Services

PAGE 5 OF 7 **FY 82**

COMPONENT Labor Market Information

13 REQUEST FOR NEW
POSITION.



Components: 0.5 Regional Forecast, 0.2 Expanded OES, 0.2 Migration Study, 0.1 Analysis UI & ES Data Base.

1.	Position Title Clerk Typist III			Range/Step 8B	Barg. Unit GGU	Location Juneau	Gov.	Approv.	Disapp.
2.	Type of Position PFT	Staff Months 12	RP No.	PCN No.	Priority	Form 12 page/line	Leg.		
3.	Type of Expenditure			Amount		<p>This position will provide clerical support to the regional forecasting, occupational employment estimates and migration analysis programs. Typing of reports, correspondence and survey analysis will be the position's primary responsibility. Entering employment data into the computer data base will also be required. Mailing and processing of forms necessary for the expanded occupational supply and demand information system will be an additional responsibility.</p> <p>The average non-personal services costs for the Labor Market Information Program are included. The major costs in the contractual area are rent, indirect and lease of a 1202 Lexitron editor.</p>			
	1	2	3						
4.	Personal Services:								
4.	Salary	1,433 per month	17,196						
5.	Benefits		2,729						
6.	FICA		1,054						
7.	Health Ins.		1,800						
8.	Total Personal Services	01	22,779						
9.	Travel	02	-0-						
10.	Contractual	03	10,807						
11.	Commodities	04	1,000						
12.	Equipment	05	1,513						
13.	Other								
14.	Total Cost		36,099						
	CODE	FUNDING SOURCE							
15.		FED RECPT. 1002							
16.		GF MATCH. 1003							
17.	100	GEN. FUND 1004		36,099					
18.		I-A RCPTS. 1005							
19.		PGM RCPTS 1028							
20.		OTHER							
21.	CONTINUATION								
22.	ADDITION	X							
FOR B&M USE ONLY									
4A KEY NUMBER _____ COLUMN NO. _____									

AGENCY Labor

PROGRAM Employment Stabilization

REVISED
DATE _____

BRU Administrative Services

PAGE 6 OF 7 **FY 82**

COMPONENT Labor Market Information

13 REQUEST FOR NEW
POSITION.



Component: Analysis UI and ES Data Base HB 509 Fiscal Note

1.	Position Title Labor Economist III			Range/Step 18 B	Barg. Unit GGU	Location Juneau	Gov.	Approv.	Disapp.
2.	Type of Position PFT	Staff Months 6	RP No.	PCN No. 5305	Priority	Form 12 page/line	Leg.		
3.	Type of Expenditure			Amount					
	1	2	3						
4.	Personal Services:								
4.	Salary	2736 x 6	16,416						
5.	Benefits	15.87%	2,605						
6.	FICA	.0613	1,006						
7.	Health Ins.	150 x 6	900						
8.	Total Personal Services			01	20,927				
9.	Travel		02	1,200					
10.	Contractual		03	5,400					
11.	Commodities		04	500					
12.	Equipment		05						
13.	Other								
14.	Total Cost			28,027					

Analysis of UI and ES Data Bases

Six Months

Travel		\$1,200
Prem. Rent	\$ 1,350	
Printing	500	
Communications	500	
Indirect Support [18.79% of PS]	3,050	\$5,400
Commodities		\$ 500

NOTE: FY '82 only!

	CODE	FUNDING SOURCE	
15.		FED RECPT. 1002	
16.		GF MATCH. 1003	28,027
17.		GEN. FUND 1004	
18.		I-A RCPTS. 1005	
19.		PGM RCPTS 1028	
20.		OTHER	
21.	CONTINUATION	X	
22.	ADDITION		

FOR B&M USE ONLY

4A KEY NUMBER _____ COLUMN NO. _____

AGENCY Labor

PROGRAM Employment Stabilization

REVISED
DATE _____

BRU Administrative Services

PAGE 7 OF 7 **FY 82**

COMPONENT Labor Market Information

13 REQUEST FOR NEW
POSITION.



POSITION PAPER
ON
CS FOR HOUSE BILL NO. 509 (L&C)

"An Act relating to analysis of employment and unemployment in the state; and providing for an effective date."

This Bill would establish a computer modeled jobs information bank on employment and unemployment in the state by job class, region and calendar year quarter.

Programs such as WIN and Senior Employment which are concerned with the employment of individuals encountering difficulty in entering the Alaskan labor market would probably find the jobs information bank to be useful resource for planning purposes. Although the Bill does not provide a great deal of detail about the proposed system, it does allow for regular revision of the computer model so that it will become a more accurate tool. Any initial inaccuracies that may be encountered with it should therefore be reduced with the passage of time and the introduction of experience based adjustments.

The Department of Health and Social Services supports the concept of this Bill.

Recommended by:

Elizabeth Muktarian
Elizabeth Muktarian
Director
Division of Adult and
Aging Services

Date:

5/18/81

Approved by:

Helen D. Beirne
Helen D. Beirne
Commissioner
Department of Health and
Social Services

Date:

5/20/81

THE LEGISLATURE OF THE STATE OF ALASKA
TWELFTH LEGISLATURE

FISCAL NOTE

I. REQUEST
 Bill/Resolution No. CS For House Bill No. 509 (L&C)
 Title "An Act relating to analysis of employment in the state; and providing for an
Requested by effective date." Date May 18, 1981

II. FISCAL DETAIL
 Agency Affected Department of Health and Social Services
 Program Category Affected Social and Economic Assistance for the General Population
 BRU, Program, or Subprogram(s) Affected Division of Adult and Aging Services - Admin.
 (Note: If more than one budget component is affected, separate line-item amounts and funding for each component in the analysis section.)

EXPENDITURES (Thousands of Dollars)

	FY 81	FY 82	FY 83	FY 84	FY 85	FY 86
100 PERSONAL SERVICES						
200 TRAVEL						
300 CONTRACTUAL						
400 COMMODITIES						
500 EQUIPMENT						
600 LAND & STRUCTURES						
700 GRANTS, CLAIMS, ETC.						
TOTAL		-0-				

FUNDING (Thousands of Dollars)

GENERAL FUND		-0-				
FEDERAL FUNDS						
OTHER (Specify Fund Source)						

POSITIONS

FULL TIME		-0-				
PART TIME						
TEMPORARY						

III. ANALYSIS (See Fiscal Note Preparation Instructions, Section III)
 Zero Impact.

IV. DATE 5-18-81 PREPARED BY Dorothy Walt
 AGENCY Division of Adult and Aging Services
 PHONE 465-3250
 Original: Legislative Finance
 cc: Budget and Management
 Prime Sponsor (First Legislator Named) M&B Approval Marsha Hubbard Date 5/21/81

Original sponsors: Rogers, Gardiner,
Meekins, et al

Offered: 5/7/81
Referred: Finance

1 IN THE HOUSE

BY THE LABOR AND
COMMERCE COMMITTEE

2 CS FOR HOUSE BILL NO. 509 (L&C)

3 IN THE LEGISLATURE OF THE STATE OF ALASKA

4 TWELFTH LEGISLATURE - FIRST SESSION

5 A BILL

6 For an Act entitled: "An Act relating to analysis of employment and un-
7 employment in the state; and providing for an effec-
8 tive date."

9 BE IT ENACTED BY THE LEGISLATURE OF THE STATE OF ALASKA:

10 * Section 1. AS 23.15 is amended by adding a new section to read:

11 ARTICLE 6. ALASKA JOBS INFORMATION BANK.

12 Sec. 23.15.710. ALASKA JOBS INFORMATION BANK. (a) The Alaska
13 jobs information bank is established in the Department of Labor to
14 provide information on employment and unemployment in the state.

15 (b) The jobs information bank is a computer model of predicted
16 employment and unemployment in the state categorized by

- 17 (1) job class;
18 (2) region; and
19 (3) calendar year quarter.

20 (c) The jobs information bank computer model data base includes:

- 21 (1) base level private sector employment;
22 (2) base level public sector employment;
23 (3) approved but uncompleted state capital construction;
24 (4) planned private sector capital construction; and
25 (5) other relevant employment information.

26 (d) The Department of Labor shall annually evaluate jobs informa-
27 tion bank predictions of unemployment and employment and shall verify
28 and correct the computer model in response to the results of the
29 evaluation.

1 * Sec. 2. AS 23.05.110 is amended to read:

2 Sec. 23.05.110. REPORTS [ANNUAL REPORT]. (a) The department
3 shall submit a report to the governor for transmittal to the legis-
4 lature, concerning its activities during the preceding two years.

5 (b) By December 31 of each year the department shall publish a
6 report describing, work force migration, employment, and unemployment
7 in each industry and region of the state.

8 * Sec. 3. This Act takes effect July 1, 1981.
9
10
11
12
13
14
15
16
17
18
19
20
21
22
23
24
25
26
27
28
29

THE LEGISLATURE OF THE STATE OF ALASKA
TWELFTH LEGISLATURE

HB 509

FISCAL NOTE

I. REQUEST

Bill/Resolution No. House Bill No. 509
 Title "An Act relating to analysis of employment and unemployment in the state..."
 Requested by Rogers, Gardiner, Meekins, Buchholdt, Duncan, Fuller, Zharoff and Grussendorf Date 5/1/81

II. FISCAL DETAIL

Agency Affected Labor
 Program Category Affected Employment Stabilization
 BRU, Program, or Subprogram(s) Affected Administrative Services, LMI
 (Note: If more than one budget component is affected, separate line-item amounts and funding for each component in the analysis section.)

EXPENDITURES (Thousands of Dollars)

	FY 81	FY 82	FY 83	FY 84	FY 85	FY 86
100 PERSONAL SERVICES		292.1	312.7	337.7	364.7	393.9
200 TRAVEL		18.0	18.1	19.6	21.2	22.9
300 CONTRACTUAL		717.2	787.7	850.7	918.8	992.3
400 COMMODITIES		8.5	8.7	9.3	10.1	10.9
500 EQUIPMENT		16.5	-0-	-0-	-0-	-0-
600 LAND & STRUCTURES						
700 GRANTS, CLAIMS, ETC.						
TOTAL	-0-	1,052.3	1,127.2	1,217.3	1,314.8	1,420.0

FUNDING (Thousands of Dollars)

GENERAL FUND	-0-	1,052.3	1,127.2	1,217.3	1,314.8	1,420.0
FEDERAL FUNDS						
OTHER (Specify Fund Source)						

POSITIONS

FULL TIME	-0-	8.0	8.0	8.0	8.0	8.0
PART TIME						
TEMPORARY						

III. ANALYSIS (See Fiscal Note Preparation Instructions, Section III)

- Assumes an effective date of July 1, 1981.
- Personal Services based on current salary schedule, with allowance of vacancy factor in FY '82.
- Travel, Contractual Services, Commodities and Equipment are based on cost per position with the exception of Data Processing cost of \$130,000 which is based on an estimate for a Time Sharing operation and a contract of \$494,000 to do the survey.
- Assumes an annual inflation factor of 8% for all line items.
- To meet the requirements of this legislation, funding for the following information components is requested:

REGIONAL ECONOMIC FORECAST BY INDUSTRY

\$222,778 (FY '82)

The large geographic size of Alaska makes it probable that some regions could have severe shortages of workers while other areas lack economic activity. For the past three years the Research and Analysis Section has developed and improved the employment data base for

IV. DATE May 1, 1981 PREPARED BY Nico Bus, Finance Officer
 AGENCY Labor
 PHONE 465-2720

Original: Legislative Finance
 cc: Budget and Management
 Prime Sponsor (First Legislator Named)

six regions of the state. This permitted more accurate sub-state regional estimates of employment by industry, labor force and unemployment. Both published and nondisclosable (due to confidentiality restrictions of Alaska's Unemployment Insurance Law) data are contained in this data base.

This component would provide staff to analyze and forecast employment, labor force, and unemployment information for the six regions of the State. With computer assistance, staff would determine the trend and level of economic activity by industry and enable the operation of an industry/occupation matrix to provide occupational forecasts by industry for the six regions.

Purchases: Labor Economist III, 2 Labor Economists II's, Clerical & Data Processing Services

EXPANDED OCCUPATIONAL EMPLOYMENT STATISTICS

\$91,809 (FY '82)

For much of the past decade Research and Analysis has estimated and projected employment (staffing levels) by occupation. Occupational data from an employer survey is merged with the employment forecast by industry to prepare forecasts of occupational employment.

This component would provide staff to provide occupational forecasts by industry for the six regions of Alaska. Industrial detail used would be expanded to provide for more accurate estimates. For example, more detail in the mining industry, would isolate coal and hard rock mining from oil and gas extraction. This would permit more accurate forecasts of the occupations involved if those sub-industries grew at different rates.

Purchases: 1 Labor Economist II, Data Processing and Clerical Services

HOUSEHOLD SURVEY

\$617,715 (FY '82)

Each year a statistically valid sample of Alaskan households would be surveyed to determine labor force and demographic status, length of residency, occupation, and skill level. Several survey items would be valid at the regional level, while more complex interrelationships between variables would be studied on a statewide basis only. Future legislative and agency requirements could be added onto this survey for an incremental cost which would be lower than multiple surveys.

Purchases: 1 Labor Economist III, 1 Labor Economist II, Data Processing & Clerical Services and Contractual Survey Cost of \$494,000

ANALYSIS OF UI AND ES DATA BASES

\$41,637 (FY '82)

In the first year of the legislation only, the agency proposes a small increment to analyze how best to utilize the Unemployment Insurance (UI) and Employment Service (ES) data bases for dynamic indicators of unemployment and employee turnover. Potentially, these two data bases could give insight into the mobility and labor force attachment of Alaska's population. Both cross sectional (one point in time) and longitudinal (between different time periods) analysis is feasible. However, some of this analysis has only been done in a few states and the uniqueness of each state's unemployment insurance data base makes it appropriate to limit the study to determining feasible methodologies in the first year.

Purchases: 0.5 Labor Economist III, Clerical and Data Processing Support

Fiscal Note for House Bill 509
Analysis continued

MIGRATION STUDY

\$78,312 (FY '82)

Any analysis of Alaska's labor force supply would be inadequate without considering the impact of migration (both immigration and outmigration). Migration flows are triggered both by push (lack of available opportunities in the area from which migration emanates) and pull (more lucrative opportunities in the area which receives the migration) factors. Interstate analysis of the factors which correlate with migration would be necessary (for example, construction employment in other western states). Modeling the migration component would give insight into the appropriate timing of large capital projects.

Purchases: 1 Labor Economist II and Clerical and Data Processing Support

These components are interrelated with each other and with other information systems within our Research and Analysis unit. Integration of this complete information system would provide an excellent framework for Alaska's policymakers to determine both the needs of their constituents and the impact of proposed solutions. The output from these components would be prepared annually to meet the continuing information needs of legislative and other governmental officials at local and state levels and for Alaska's businesses and industries both existing and those starting again or expanding in Alaska.

1.	Position Title Labor Economist III				Range/Step 18B	Barg. Unit GGU	Location Juneau	Approv. Gov.	Disapp.
2.	Type of Position PFT	Staff Months 12	RP No.	PCN No.	Priority	Form 12 page/line	Leg.		
3.	Type of Expenditure			Amount					
	1	2	3						
4.	Personal Services:								
	Salary	2,736 per month	32,832						
5.	Benefits		5,211						
6.	FICA		2,004						
7.	Health Ins.		1,800						
8.	Total Personal Services		01	41,847					
9.	Travel		02	2,400					
10.	Contractual		03	11,941					
11.	Commodities		04	1,000					
12.	Equipment		05	3,215					
13.	Other								
14.	Total Cost		60,403						
15.	CODE	FUNDING SOURCE							
		FED RECPT. 1002							
16.		GF MATCH. 1003							
17.	100	GEN. FUND 1004		60,403					
18.		I-A RCPTS. 1005							
19.		PGM RCPTS 1028							
20.		OTHER							
21.	CONTINUATION								
22.	ADDITION		X						

FOR B&M USE ONLY

4A KEY NUMBER _____ COLUMN NO. _____

This position will be responsible for coordination of a statewide household survey program which will generate data on the employment status and job skills of the Alaskan working age population. Data will be generated for six Alaskan regions with analysis and tabulations of current industry of attachment, level of education, occupational skills, and employment status. This data would be an integral part of the Alaska Jobs Information Bank.

This labor economist would be responsible for contracting and coordinating with surveyors, assuring the reliability and accuracy of survey data, consolidation and analysis of data and the dissemination of this occupational supply information component of the jobs information program.

Supervision of reports preparation from the tabulated data and analysis would be a prime responsibility of this position.

The average non-personal services costs for the Labor Market Information Program are included. The major costs in the contractual area are rent, indirect and printing.

AGENCY Labor

PROGRAM Employment Stabilization

REVISED
DATE _____

BRU Administrative Services

PAGE 1 OF **FY 82**

COMPONENT Labor Market Information

13 REQUEST FOR NEW
POSITION.



1.	Position Title Labor Economist III			Range/Step 188	Barg. Unit GGU	Location Juneau	Gov.	Approv.	Disapp.
2.	Type of Position PFT	Staff Months 12	RP No.	PCN No.	Priority	Form 12 page/line	Leq.		
3.	Type of Expenditure			Amount					
	1		2		3				
4.	Personal Services:								
5.	Salary	2,736 per month	32,832						
6.	Benefits		5,211						
7.	FICA		2,004						
8.	Health Ins.		1,800						
9.	Total Personal Services	01			41,847				
10.	Travel	02			2,400				
11.	Contractual	03			11,941				
12.	Commodities	04			1,000				
13.	Equipment	05			2,084				
14.	Other								
15.	Total Cost				59,272				
	CODE	FUNDING SOURCE							
16.		FED RECPT. 1002							
17.	100	GF MATCH. 1003							
18.		GEN. FUND 1004			59,272				
19.		I-A RCPTS. 1005							
20.		PGM RCPTS 1028							
21.		OTHER							
22.	CONTINUATION								
	ADDITION	X							

FOR B&M USE ONLY

4A KEY NUMBER _____ COLUMN NO. _____

This position is responsible for overseeing the development maintenance and utilization of econometric modeling systems and techniques used in production of employment projections by industry and region. This position will hire, train and direct the work of two to three professional staff members. In conjunction with subordinate staff, this position will provide for collection and analysis of current economic development information and maintenance of a data base used in the production of statewide and regional employment forecasts. These forecasts are a prerequisite to development of regional occupational forecasts. Thus, analysis of the effect various policy options would have on the state's labor force is contingent and successful development of this informational component.

The average non-personal services costs for the Labor Market Information Program are included. The major costs in the contractual area are rent, indirect, and printing.

AGENCY Labor

PROGRAM Employment Stabilization

REVISED DATE _____

BRU Administrative Services

PAGE 2 OF 8 **FY 82**

COMPONENT Labor Market Information

13 REQUEST FOR NEW POSITION.



1.	Position Title Labor Economist II			Range/Step 16B	Barg. Unit GGU	Location Juneau	Approv. Gov.	Disapp.
2.	Type of Position PFT	Staff Months 12	RP No.	PCN No.	Priority	Form 12 page/line	Leg.	
3.	Type of Expenditure			Amount		<p>This position is required for the preparation of regional employment forecasts consistent with the needs of the occupational employment estimates program structure. These forecasts must be by detailed industry category information for an occupational matrix used to generate detailed estimates of occupational demand. This Labor Economist must regionalize the employment estimates so that detailed occupational demand figures for six regions are available for the matrix. The estimates of regional employment growth must be consistent with statewide totals of industry growth which will require that the development of closely coordinated employment projections.</p> <p>In order to produce detailed and reliable forecasts extensive and continuing analyses of the labor market areas will be required. Research into historical data, current trends and econometric techniques will be an integral part of the positions work.</p> <p>This position will be stationed in Juneau and will be responsible for forecasts of the Alaska Southeast region.</p> <p>The average non-personal services costs for the Labor Market Information Program are included. The major costs in the contractual area are rent, indirect, and printing.</p>		
	1	2	3					
4.	Personal Services:							
4.	Salary	2,378 per month	28,536					
5.	Benefits		4,529					
6.	FICA		1,749					
7.	Health Ins.		1,800					
8.	Total Personal Services	01	36,614					
9.	Travel	02	2,400					
10.	Contractual	03	11,134					
11.	Commodities	04	1,000					
12.	Equipment	05	1,940					
13.	Other							
14.	Total Cost		53,088					
	CODE	FUNDING SOURCE						
15.		FED RECPT. 1002						
16.		GF MATCH. 1003						
17.	100	GEN. FUND 1004		53,088				
18.		I-A RCPTS. 1005						
19.		PGM RCPTS 1028						
20.		OTHER						
21.	CONTINUATION							
22.	ADDITION			X				

FOR B&M USE ONLY

4A KEY NUMBER _____ COLUMN NO. _____

AGENCY Labor

PROGRAM Employment Stabilization

REVISED
DATE _____

BRU Administrative Services

PAGE 3 OF **FY 82**

COMPONENT Labor Market Information

13 REQUEST FOR NEW
POSITION.



1.	Position Title Labor Economist II			Range/Step 16B	Barg. Unit GGU	Location Juneau	Gov.	Approv.	Disapp.
2.	Type of Position PFT	Staff Months 11	RP No.	PCN No.	Priority	Form 12 page/line	Leg.		
3.	Type of Expenditure			Amount					
	1		2		3				
4.	Personal Services:								
5.	Salary	2,378 per month	26,158						
6.	Benefits	15.87	4,151						
7.	FICA	.0613	1,603						
8.	Health Ins.	150	1,650						
9.	Total Personal Services 01		33,562						
10.	Travel	02	2,400						
11.	Contractual	03	10,687						
12.	Commodities	04	1,000						
13.	Equipment	05	1,940						
14.	Other								
15.	Total Cost		49,589						
15.	CODE	FUNDING SOURCE							
16.		FED RECPT. 1002							
17.	100	GF MATCH. 1003							
18.		GEN. FUND 1004		49,589					
19.		I-A RCPTS. 1005							
20.		PGM RCPTS 1028							
21.	OTHER								
21.	CONTINUATION								
22.	ADDITION		X						

FOR B&M USE ONLY

4A KEY NUMBER _____ COLUMN NO. _____

This position's primary function is to develop occupational demand estimates for sub-state regions. The existing occupational information program (which has been in place and operating for almost a decade) provides detailed occupational estimates for the state as a whole and the Anchorage and Fairbanks labor market areas. The services of a Labor Economist II is required in order to develop occupational estimates and projections for additional geographic areas. These smaller regions (in terms of employment) present major problems and work elements with regard to methodology development, production of estimates, continual monitoring and measuring of estimating accuracy and development of revised estimating procedures. This information and services provided through the efforts of this position is crucial to effective regional manpower planning.

The average non-personal services costs for the Labor Market Information Program are included. The major costs in the contractual area are rent, indirect and printing.

AGENCY Labor

PROGRAM Employment Stabilization

REVISED DATE _____

BRU Administrative Services

PAGE 4 OF **FY 82**

COMPONENT Labor Market Information

13 REQUEST FOR NEW POSITION.



1.	Position Title Labor Economist II			Range/Step 16B	Barg. Unit GGU	Location Anchorage	Gov.	Approv.	Disapp.
2.	Type of Position PFT	Staff Months 11	RP No.	PCN No.	Priority	Form 12 page/line	Leg.		
3.	Type of Expenditure			Amount					
	1		2		3				
4.	Personal Services:								
4.	Salary	2,378 per month	26,158						
5.	Benefits		4,151						
6.	FICA		1,603						
7.	Health Ins.		1,650						
8.	Total Personal Services		01	33,562					
9.	Travel		02	2,400					
10.	Contractual		03	10,687					
11.	Commodities		04	1,000					
12.	Equipment		05	1,940					
13.	Other								
14.	Total Cost			49,589					
	CODE	FUNDING SOURCE							
15.		FED RCPT. 1002							
16.		GF MATCH. 1003							
17.	100	GEN. FUND 1004		49,589					
18.		I-A RCPTS. 1005							
19.		PGM RCPTS 1028							
20.		OTHER							
21.	CONTINUATION								
22.	ADDITION		X						

FOR B&M USE ONLY

4A KEY NUMBER _____ COLUMN NO. _____

This position is required for the preparation of regional employment forecasts consistent with the needs of the occupational employment estimates program structure. These forecasts must be by detailed industry category information for an occupational matrix used to generate detailed estimates of occupational demand. This Labor Economist must regionalize the employment estimates so that detailed occupational demand figures for six regions are available for the matrix. The estimates of regional employment growth must be consistent with statewide totals of industry growth which will require that the development of closely coordinated employment projections.

In order to produce detailed and reliable forecasts extensive and continuing analyses of the labor market areas will be required. Research into historical data, current trends and econometric techniques will be an integral part of the positions work.

This position will be stationed in Juneau and will be responsible for forecasts of the Alaska Southeast region.

The average non-personal services costs for the Labor Market Information program are indicated the major costs, in the contractual area are rent, indirect, and printing.

AGENCY Labor

PROGRAM Employment Stabilization

REVISED
DATE _____

BRU Administrative Services

PAGE 5 OF **FY 82**

COMPONENT Labor Market Information

13 REQUEST FOR NEW
POSITION.



1.	Position Title Labor Economist II			Range/Step 16B	Barg. Unit GGU	Location Juneau	Gov.	Approv.	Disapp.																																													
2.	Type of Position PFT	Staff Months 10	RP No.	PCN No.	Priority	Form 12 page/line	Leg.																																															
3.	Type of Expenditure			Amount																																																		
	1			2		3																																																
Personal Services:																																																						
4.	Salary	2,378 month		23,780																																																		
5.	Benefits			3,774																																																		
6.	FICA			1,458																																																		
7.	Health Ins.			1,500																																																		
8.	Total Personal Services 01				30,512																																																	
9.	Travel		02		2,400																																																	
10.	Contractual		03		10,240																																																	
11.	Commodities		04		1,000																																																	
12.	Equipment		05		1,940																																																	
13.	Other																																																					
14.	Total Cost				46,092																																																	
<table border="1"> <thead> <tr> <th></th> <th>CODE</th> <th colspan="2">FUNDING SOURCE</th> <th></th> </tr> </thead> <tbody> <tr> <td>15.</td> <td></td> <td colspan="2">FED RECPT. 1002</td> <td></td> </tr> <tr> <td>16.</td> <td></td> <td colspan="2">GF MATCH. 1003</td> <td></td> </tr> <tr> <td>17.</td> <td>100</td> <td>GEN. FUND</td> <td>1004</td> <td>46,092</td> </tr> <tr> <td>18.</td> <td></td> <td colspan="2">I-A RCPTS. 1005</td> <td></td> </tr> <tr> <td>19.</td> <td></td> <td colspan="2">PGM RCPTS 1028</td> <td></td> </tr> <tr> <td>20.</td> <td></td> <td colspan="2">OTHER</td> <td></td> </tr> <tr> <td>21.</td> <td colspan="4">CONTINUATION</td> </tr> <tr> <td>22.</td> <td>ADDITION</td> <td></td> <td>X</td> <td></td> </tr> </tbody> </table>											CODE	FUNDING SOURCE			15.		FED RECPT. 1002			16.		GF MATCH. 1003			17.	100	GEN. FUND	1004	46,092	18.		I-A RCPTS. 1005			19.		PGM RCPTS 1028			20.		OTHER			21.	CONTINUATION				22.	ADDITION		X	
	CODE	FUNDING SOURCE																																																				
15.		FED RECPT. 1002																																																				
16.		GF MATCH. 1003																																																				
17.	100	GEN. FUND	1004	46,092																																																		
18.		I-A RCPTS. 1005																																																				
19.		PGM RCPTS 1028																																																				
20.		OTHER																																																				
21.	CONTINUATION																																																					
22.	ADDITION		X																																																			
FOR B&M USE ONLY																																																						
4A KEY NUMBER _____ COLUMN NO. _____																																																						

This position assists in the development and dissemination of information obtained from the statewide household survey relating to employment status and job skills of the Alaskan working age population. Primary responsibility would involve assistance in tabulating and analyzing survey data and preparation of publications. This labor economist would respond to information requests and may assist a Labor Economist III in coordinating the statewide survey.

This position would expedite intra office exchange of labor force characteristic data so that all programs in the jobs information system have quick access to the data.

The average non-personal services costs for the Labor Market Information Program are included. The major costs in the contractual area are rent, indirect and printing.

AGENCY Labor

PROGRAM Employment Stabilization

REVISED DATE _____

BRU Administrative Services

PAGE 6 OF 8 **FY 82**

COMPONENT Labor Market Information

13 REQUEST FOR NEW POSITION.



1.	Position Title Labor Economist II			Range/Step 16B	Barg. Unit GGU	Location Juneau	Gov.	Approv.	Disapp.
2.	Type of Position PFT	Staff Months 10	RP No.	PCN No.	Priority	Form 12 page/line	Leg.		
3.	Type of Expenditure			Amount					
	1			2		3			
4.	Personal Services:								
5.	Salary	2,378 per month		23,780					
6.	Benefits			3,774					
7.	FICA			1,458					
8.	Health Ins.			1,500					
9.	Total Personal Services	01		30,512					
10.	Travel	02		2,400					
11.	Contractual	03		10,240					
12.	Commodities	04		1,000					
13.	Equipment	05		1,940					
14.	Other								
15.	Total Cost			46,092					
	CODE	FUNDING SOURCE							
15.		FED RECPT. 1002							
16.		GF MATCH. 1003							
17.	100	GEN. FUND 1004			46,092				
18.		I-A RCPTS. 1005							
19.		PGM RCPTS 1028							
20.		OTHER							
21.	CONTINUATION								
22.	ADDITION	X							

FOR B&M USE ONLY

4A KEY NUMBER _____ COLUMN NO. _____

This position will work under the supervision of the state demographer (PCN 1717) to produce and maintain a complete model of migration. This model would require interstate analysis of occupational demand, and demographic analysis of population cohorts.

Migration flows will be estimated and forecast by this position.

These forecasts will be an important component of the Alaska Jobs Information Bank, which will provide information necessary for policy making.

The average non-personal services costs for the Labor Market Information Program are included. The major costs in the contractual area are rent, indirect and printing.

AGENCY Labor

PROGRAM Employment Stabilization


REVISED DATE _____

BRU Administrative Services

PAGE 7 OF **FY 82**

COMPONENT Labor Market Information

13 REQUEST FOR NEW POSITION.



1.	Position Title Clerk Typist III			Range/Step 8B	Barg. Unit GGU	Location Juneau	Gov.	Approv.	Disapp.
2.	Type of Position PFT	Staff Months 12	RP No.	PCN No.	Priority	Form 12 page/line	Leg.		
3.	Type of Expenditure		Amount		<p>This position will provide clerical support to the regional forecasting, occupational employment estimates and migration analysis programs. Typing of reports, correspondence and survey analysis will be the position's primary responsibility. Entering employment data into the computer data base will also be required. Mailing and processing of forms necessary for the expanded occupational supply and demand information system will be an additional responsibility.</p> <p>The average non-personal services costs for the Labor Market Information Program are included. The major costs in the contractual area are rent, indirect and lease of a 1202 Lexitron editor.</p>				
	1	2	3						
4.	Personal Services:								
4.	Salary	1,433 per month	17,196						
5.	Benefits		2,729						
6.	FICA		1,054						
7.	Health Ins.		1,800						
8.	Total Personal Services	01	22,779						
9.	Travel	02	-0-						
10.	Contractual	03	10,807						
11.	Commodities	04	1,000						
12.	Equipment	05	1,513						
13.	Other								
14.	Total Cost		36,099						
	CODE	FUNDING SOURCE							
15.		FED RECPT. 1002							
16.		GF MATCH. 1003							
17.	100	GEN. FUND 1004		36,099					
18.		I-A RCPTS. 1005							
19.		PGM RCPTS 1028							
20.		OTHER							
21.	CONTINUATION								
22.	ADDITION	X							

FOR B&M USE ONLY

4A KEY NUMBER _____ COLUMN NO. _____

AGENCY Labor

PROGRAM Employment Stabilization


REVISED DATE _____

BRU Administrative Services

PAGE 8 OF **FY 82**

COMPONENT Labor Market Information

13 REQUEST FOR NEW POSITION.



Original sponsors: Rogers, Gardiner,
Meekins, et al

Offered: 5/7/81
Referred: Finance

1 IN THE HOUSE

BY THE LABOR AND
COMMERCE COMMITTEE

2 CS FOR HOUSE BILL NO. 509 (L&C)

3 IN THE LEGISLATURE OF THE STATE OF ALASKA

4 TWELFTH LEGISLATURE - FIRST SESSION

5 A BILL

6 For an Act entitled: "An Act relating to analysis of employment and un-
7 employment in the state; and providing for an effec-
8 tive date."

9 BE IT ENACTED BY THE LEGISLATURE OF THE STATE OF ALASKA:

10 * Section 1. AS 23.15 is amended by adding a new section to read:

11 ARTICLE 6. ALASKA JOBS INFORMATION BANK.

12 Sec. 23.15.710. ALASKA JOBS INFORMATION BANK. (a) The Alaska
13 jobs information bank is established in the Department of Labor to
14 provide information on employment and unemployment in the state.

15 (b) The jobs information bank is a computer model of predicted
16 employment and unemployment in the state categorized by

- 17 (1) job class;
18 (2) region; and
19 (3) calendar year quarter.

20 (c) The jobs information bank computer model data base includes:

- 21 (1) base level private sector employment;
22 (2) base level public sector employment;
23 (3) approved but uncompleted state capital construction;
24 (4) planned private sector capital construction; and
25 (5) other relevant employment information.

26 (d) The Department of Labor shall annually evaluate jobs informa-
27 tion bank predictions of unemployment and employment and shall verify
28 and correct the computer model in response to the results of the
29 evaluation.

1 * Sec. 2. AS 23.05.110 is amended to read:

2 Sec. 23.05.110. REPORTS [ANNUAL REPORT]. (a) The department
3 shall submit a report to the governor for transmittal to the legis-
4 lature, concerning its activities during the preceding two years.

5 (b) By December 31 of each year the department shall publish a
6 report describing, work force migration, employment, and unemployment
7 in each industry and region of the state.

8 * Sec. 3. This Act takes effect July 1, 1981.
9
10
11
12
13
14
15
16
17
18
19
20
21
22
23
24
25
26
27
28
29

Introduced: 4/16/81
Referred: Labor & Commerce and
Finance

BY ROGERS, GARDINER, MEEKINS,
BUCHHOLDT, DUNCAN, FULLER,
ZHAROFF AND GRUSSENDORF

1 IN THE HOUSE

2 HOUSE BILL NO. 509

3 IN THE LEGISLATURE OF THE STATE OF ALASKA

4 TWELFTH LEGISLATURE - FIRST SESSION

5 A BILL

6 For an Act entitled: "An Act relating to analysis of employment and un-
7 employment in the state; and providing for an effec-
8 tive date."

9 BE IT ENACTED BY THE LEGISLATURE OF THE STATE OF ALASKA:

10 * Section 1. AS 23.15 is amended by adding a new section to read:

11 ARTICLE 6. ALASKA JOBS INFORMATION BANK.

12 Sec. 23.15.710. ALASKA JOBS INFORMATION BANK. (a) The Alaska
13 jobs information bank is established in the Department of Labor to
14 provide information on employment and unemployment in the state.

15 (b) The jobs information bank is a computer model of predicted
16 employment and unemployment in the state categorized by

- 17 (1) job class;
18 (2) census district; and
19 (3) calendar year quarter.

20 (c) The jobs information bank computer model data base includes:

- 21 (1) base level private sector employment;
22 (2) base level public sector employment;
23 (3) approved but uncompleted state capital construction;
24 (4) planned private sector capital construction; and
25 (5) other relevant employment information.

26 (d) The Department of Labor shall annually evaluate jobs informa-
27 tion bank predictions of unemployment and employment and shall verify
28 and correct the computer model in response to the results of the
29 evaluation.

1 * Sec. 2. AS 23.05.110 is amended to read:

2 Sec. 23.05.110. REPORTS [ANNUAL REPORT]. (a) The department
3 shall submit a report to the governor for transmittal to the legis-
4 lature, concerning its activities during the preceding two years.

5 (b) By December 31 of each year the department shall publish a
6 report describing, by length of residence, employment and unemployment
7 in each industry and region of the state.

8 * Sec. 3. This Act takes effect July 1, 1981.
9
10
11
12
13
14
15
16
17
18
19
20
21
22
23
24
25
26
27
28
29

Introduced: 4/16/81
Referred: State Affairs and
Finance

1 IN THE HOUSE

BY ROGERS

2 HOUSE BILL NO. 511

3 IN THE LEGISLATURE OF THE STATE OF ALASKA

4 TWELFTH LEGISLATURE - FIRST SESSION

5 A BILL

6 For an Act entitled: "An Act relating to state office facilities; and
7 providing for a effective date."

8 BE IT ENACTED BY THE LEGISLATURE OF THE STATE OF ALASKA:

9 * Section 1. STATE OFFICE FACILITIES. (a) The Department of Adminis-
10 tration shall acquire by lease or lease-purchase agreement state office
11 facilities which meet the standards of (d) of this section in each of the
12 communities and in the corresponding minimum net square foot area set out in
13 Exhibit I, "State of Alaska Office Space Standards and Needs Analysis," a
14 report prepared for the Department of Transportation and Public Facilities
15 and published in April, 1980.

16 (b) Each facility to be acquired by lease or lease-purchase agreement
17 under (a) of this section shall provide sufficient office space in the
18 community for agencies of the executive branch of state government. Each
19 facility shall provide at least the net square foot area recommended in the
20 report described in (a) of this section, but the commissioner of administra-
21 tion may accept proposals for lease or lease-purchase of a larger area if,
22 in his determination, a larger area is necessary to accommodate office space
23 for agencies of the executive branch in the community.

24 (c) With respect to the facilities required in each community desig-
25 nated in (a) of this section, the commissioner of administration shall
26 publicly request proposals from persons interested in providing office space
27 to the state under lease or lease-purchase agreement. Each request for
28 proposals shall be in writing and shall

29 (1) provide sufficient information to enable an interested person

1 to develop a proposal; and

2 (2) advise of the standards for evaluating proposals.

3 (d) The commissioner of administration shall evaluate all proposals
4 received. He may accept a proposal and enter into a lease or lease-purchase
5 agreement with one or more of the persons who propose to furnish office
6 facilities to the state at the lowest price for the net square foot area
7 designated in the request for proposals if that proposal also

8 (1) conforms to building standards applicable to public buildings
9 constructed by the state;

10 (2) meets standards of energy conservation applicable to state
11 buildings; and

12 (3) provides access for the handicapped, aged, and infirm in
13 accordance with AS 35.10.015.

14 (e) If a facility is to be constructed for purposes of state occupancy
15 under this section, the facility shall be certified for occupancy not later
16 than two years after the commissioner of administration accepts the proposal
17 under (d) of this section.

18 (f) In this section, "net square foot area" means the usable office
19 space measured between interior walls, exclusive of stairwells, elevator and
20 mechanical shafts, restrooms, fire corridors, and life safety requirements
21 imposed by state law and municipal ordinance.

22 * Sec. 2. This Act takes effect immediately in accordance with AS 01.10.-
23 070(c).

24
25
26
27
28
29

HB 511

THE LEGISLATURE OF THE STATE OF ALASKA
TWELFTH LEGISLATURE

FISCAL NOTE

I. REQUEST

Bill/Resolution No. House Bill No. 511
 Title Relating to State Office Facilities
 Requested by Rogers Date April 16, 1981

II. FISCAL DETAIL

Agency Affected Department of Administration
 Program Category Affected General Government
 BRU, Program, or Subprogram(s) Affected General Services - Administration
 (Note: If more than one budget component is affected, separate line-item amounts and funding for each component in the analysis section.)

EXPENDITURES (Thousands of Dollars)

	FY 81	FY 82	FY 83	FY 84	FY 85	FY 86
100 PERSONAL SERVICES		47.7	52.5	57.7	63.5	69.9
200 TRAVEL						
300 CONTRACTUAL	---	2,000.0	3,068.8	1,661.7	2,329.6	815.8
400 COMMODITIES						
500 EQUIPMENT						
600 LAND & STRUCTURES						
700 GRANTS, CLAIMS, ETC.						
TOTAL		47.7	3,121.3	1,719.4	2,393.1	885.7
	**	2,000.0				

FUNDING (Thousands of Dollars)

GENERAL FUND		47.7	3,121.3	1,719.4	2,393.1	885.7
FEDERAL FUNDS						
OTHER (Specify Fund Source)						
** See Note		2,000.0				

POSITIONS

FULL TIME	1	1	1	1	1	1
PART TIME						
TEMPORARY						

III. ANALYSIS (See Fiscal Note Preparation Instructions, Section III)

** \$2,000.0: These funds have already been requested in the Executive Capital Budget (Pg. 216). These funds have been requested by DOT/PF and may require an amendment to allow the Department of Administration the ability to use these funds. Both Agencies should work together on this common goal. The study did indicate that in some locations it may be more advantageous to construct and own instead of lease. All options should be considered.

See attached Page for detailed analysis. The exact fiscal impact of this bill is difficult to analyze at this time, but if all locations are thoroughly studied during FY 82 a detailed Budget should be provided for FY 83.

IV. DATE May 1, 1981 PREPARED BY George Elgee
 AGENCY Administration - General Services
 PHONE 465-2250
 Original: Legislative Finance
 cc: Budget and Management
 Prime Sponsor (First Legislator Named) Rogers

HOUSE BILL 511

LOCATION	ESTIMATED SQUARE FOOTAGE NEEDED	FISCAL YEAR OR FIRST YEAR SPACE WILL BE REQUIRED 1				
		<u>FY 82</u>	<u>FY 83</u>	<u>FY 84</u>	<u>FY 85</u>	<u>FY 86</u>
Planning & Design:		2,000.0	\$ 200.0	\$ 250.0	\$ 300.0	\$ 350.0
* Anchorage	426,000* sq. ft.			---		
Barrow	4,200 sq. ft.					83.2
Bethel	10,000 sq. ft.					117.6
Juneau	70,000 sq. ft.		1,176.0			
Fairbanks	60,000 sq. ft.				698.4	
Kenai/ Soldotna	20,000 sq. ft.			57.6		
Ketchikan	10,000 sq. ft.				25.2	
Kodiak	14,000 sq. ft.			15.1		
Kotzebue	4,000 sq. ft.		2.4			
Nome	10,000 sq. ft.		122.4			
Palmer	13,000 sq. ft.			60.8		
Sitka	9,000 sq. ft.			16.2		
Wasilla	10,000 sq. ft.			30.0		
SUBTOTALS	<u>234,200 sq. ft.</u>	<u>\$2,000.0</u>	<u>\$1,500.8</u>	<u>\$ 429.7</u>	<u>\$1,023.6</u>	<u>\$ 550.8</u>
MOVING COSTS			84.0	66.0	70.0	14.2
PHONES			84.0	66.0	70.0	14.2
FURNITURE			1,400.0	1,100.0	1,166.0	236.6
TOTAL		<u><u>\$2,000.0</u></u>	<u><u>3,068.8</u></u>	<u><u>1,661.7</u></u>	<u><u>2,329.6</u></u>	<u><u>815.8</u></u>

1 Leases will not expire in many locations for a number of years. New facilities will need to be acquired to coincide with lease expiration dates.

* See SB 124 - This location is already being studied. Building to be completed by FY 84.

1	POSITION TITLE Leasing Officer I				RANGE/STEP 18A	BARG. UNIT. G	LOCATION Juneau	GOV.	APPROV.	DISAPP.						
2	TYPE OF POSITION PFT	STAFF MONTHS 12	RP No.	PCN No.	PRIORITY		FORM 12 PAGE/LINE	LEG.								
3	TYPE OF EXPENDITURE			AMOUNT		JUSTIFICATION:										
	1	2	3													
4	PERSONAL SERVICES:															
	SALARY	2,640/mo.	31,680													
5	BENEFITS	.1579	5,002													
6	FICA	.0613	1,942													
7	HEALTH INS.	150 x 12	1,800													
8	TOTAL PERSONAL SERVICES		01	40.4	<p>There are currently only two leasing officers for the entire state. These two leasing officers are responsible for over 324 leases statewide. In addition they are responsible for the management of 60 state owned facilities along with 90 contracts for building care, janitorial services, sewage/pumping, litter barrel service for state parks and snow removal for state owned facilities.</p> <p>This position will provide the needed additional time to the leasing officers to properly plan for the maximum utilization and efficiency of state owned and leased facilities.</p>											
9	TRAVEL		02	1.0												
10	CONTRACTUAL		03	4.0												
11	COMMODITIES		04	.5												
12	EQUIPMENT		05	1.8												
13	OTHER															
14	TOTAL COST			47.7												
15	CODE	FUNDING SOURCE														
		FED RCPTS. 1002														
		GF MATCH. 1003														
		GEN. FUND 1004		47.7												
		I-A RCPTS. 1005														
		PGM RCPTS 1028														
		OTHER														
21	CONTINUATION															
22	ADDITION		FOR B&M USE ONLY													
4A KEY NUMBER _____ COLUMN NO. _____																

AGENCY Administration PROGRAM Centralized Administrative Services

BRU General Services

COMPONENT Purchasing

13 REQUEST FOR NEW POSITION.

Page _____ of _____

REVISED DATE _____

FY 82

GENERAL GOVERNMENT

Statewide Space Planning

This will fund detailed programming and site selection/acquisition for office and warehouse space improvements in the following areas:

Anchorage	250.0
Juneau	250.0
Fairbanks	200.0
Bethel	300.0
Nome	300.0
Kotzebue	200.0
Statewide	500.0

PRIORITY: 82-1

REQUEST: 2,000.0

FUNDING: GF

BEGIN: 7/81

COMPLETE: 6/82

DISTRICT: 4,7,17,
20,21,22

OP. COST/YR: -0-

DEPARTMENT OF TRANSPORTATION AND PUBLIC FACILITIES

Pilot Station School Cost Overrun

These funds are necessary to allow the completion of the Pilot Station School, which was previously funded at an inadequate level.

PRIORITY: 82-2

REQUEST: 1,100.0

FUNDING: GF

BEGIN: 7/81

COMPLETE: 12/81

DISTRICT: 18

OP. COST/YR: -0-

Equipment Replacement, FY82

This funds the scheduled replacement of approximately 600 pieces of vehicular equipment during FY82.

PRIORITY: 82-1

REQUEST: 11,278.1

FUNDING: HWCF

BEGIN: 7/81

COMPLETE: 6/82

DISTRICT:

OP. COST/YR:

Statewide Facilities Improvements, State Equipment Fleet

The Department may allocate these funds among any of the eight specified projects requested in their detailed capital budget. These projects totaled 261.3.

PRIORITY: 82-2

REQUEST: 200.0

FUNDING: GF

BEGIN: 7/81

COMPLETE: 6/82

DISTRICT:

OP. COST/YR:

COMMITTEE REPORT
HOUSE

5/12

4/16/81

FURTHER: FINANCE

(5)

Date: 5-11-81

Mr. Speaker:

The Committee on STATE AFFAIRS has had HB 511

"An Act relating to state office facilities; and providing for an effective date."

under consideration and reports it back as follows:

- do pass do not pass
- do pass with attached amendments(s)
- replace with CS for _____ same title
 new title
- and recommends _____
- AND attaches a "Letter of Intent" ~~New~~ Fiscal Note
- reports it back without ^{with} ~~out~~ recommendation
- referred to the _____ Committee

MEMBERS SIGNING
DO PASS

John G. Zander

MEMBERS HAVING
OTHER RECOMMENDATIONS:

Alvin Wood do not pass
Joe (Sawyer) No Rec.
David Liddy do not pass

W. O. L.

 CHAIRMAN

Chenoweth
12-1435

Introduced: 4/16/81
Referred: State Affairs and
Finance

1 IN THE HOUSE

BY ROGERS

2 HOUSE BILL NO. 511

3 IN THE LEGISLATURE OF THE STATE OF ALASKA

4 TWELFTH LEGISLATURE - FIRST SESSION

5 A BILL

6 For an Act entitled: "An Act relating to state office facilities; and
7 providing for an effective date."

8 BE IT ENACTED BY THE LEGISLATURE OF THE STATE OF ALASKA:

9 * Section 1. STATE OFFICE FACILITIES. (a) The Department of Adminis-
10 tration shall acquire by lease or lease-purchase agreement state office
11 facilities which meet the standards of (d) of this section in each of the
12 communities and in the corresponding minimum net square foot area set out in
13 Exhibit I, "State of Alaska Office Space Standards and Needs Analysis," a
14 report prepared for the Department of Transportation and Public Facilities
15 and published in April, 1980.

16 (b) Each facility to be acquired by lease or lease-purchase agreement
17 under (a) of this section shall provide sufficient office space in the
18 community for agencies of the executive branch of state government. Each
19 facility shall provide at least the net square foot area recommended in the
20 report described in (a) of this section, but the commissioner of administra-
21 tion may accept proposals for lease or lease-purchase of a larger area if,
22 in his determination, a larger area is necessary to accommodate office space
23 for agencies of the executive branch in the community.

24 (c) With respect to the facilities required in each community desig-
25 nated in (a) of this section, the commissioner of administration shall
26 publicly request proposals from persons interested in providing office space
27 to the state under lease or lease-purchase agreement. Each request for
28 proposals shall be in writing and shall

29 (1) provide sufficient information to enable an interested person

CORRECTION

**THIS DOCUMENT
HAS BEEN REPHOTOGRAPHED
TO ASSURE LEGIBILITY**

Introduced: 4/16/81
Referred: State Affairs and
Finance

Chenoweth
12-1435

1 IN THE HOUSE

BY ROGERS

2 HOUSE BILL NO. 511

3 IN THE LEGISLATURE OF THE STATE OF ALASKA

4 TWELFTH LEGISLATURE - FIRST SESSION

5 A BILL

6 For an Act entitled: "An Act relating to state office facilities; and
7 providing for an effective date."

8 BE IT ENACTED BY THE LEGISLATURE OF THE STATE OF ALASKA:

9 * Section 1. STATE OFFICE FACILITIES. (a) The Department of Adminis-
10 tration shall acquire by lease or lease-purchase agreement state office
11 facilities which meet the standards of (d) of this section in each of the
12 communities and in the corresponding minimum net square foot area set out in
13 Exhibit I, "State of Alaska Office Space Standards and Needs Analysis," a
14 report prepared for the Department of Transportation and Public Facilities
15 and published in April, 1980.

16 (b) Each facility to be acquired by lease or lease-purchase agreement
17 under (a) of this section shall provide sufficient office space in the
18 community for agencies of the executive branch of state government. Each
19 facility shall provide at least the net square foot area recommended in the
20 report described in (a) of this section, but the commissioner of administra-
21 tion may accept proposals for lease or lease-purchase of a larger area if,
22 in his determination, a larger area is necessary to accommodate office space
23 for agencies of the executive branch in the community.

24 (c) With respect to the facilities required in each community desig-
25 nated in (a) of this section, the commissioner of administration shall
26 publicly request proposals from persons interested in providing office space
27 to the state under lease or lease-purchase agreement. Each request for
28 proposals shall be in writing and shall

29 (1) provide sufficient information to enable an interested person

1 to develop a proposal; and

2 (2) advise of the standards for evaluating proposals.

3 (d) The commissioner of administration shall evaluate all proposals
4 received. He may accept a proposal and enter into a lease or lease-purchase
5 agreement with one or more of the persons who propose to furnish office
6 facilities to the state at the lowest price for the net square foot area
7 designated in the request for proposals if that proposal also

8 (1) conforms to building standards applicable to public buildings
9 constructed by the state;

10 (2) meets standards of energy conservation applicable to state
11 buildings; and

12 (3) provides access for the handicapped, aged, and infirm in
13 accordance with AS 35.10.015.

14 (e) If a facility is to be constructed for purposes of state occupancy
15 under this section, the facility shall be certified for occupancy not later
16 than two years after the commissioner of administration accepts the proposal
17 under (d) of this section.

18 (f) In this section, "net square foot area" means the usable office
19 space measured between interior walls, exclusive of stairwells, elevator and
20 mechanical shafts, restrooms, fire corridors, and life safety requirements
21 imposed by state law and municipal ordinance.

22 * Sec. 2. This Act takes effect immediately in accordance with AS 01.10.-
23 070(c).

THE LEGISLATURE OF THE STATE OF ALASKA
TWELFTH LEGISLATURE

FISCAL NOTE

I. REQUEST

Bill/Resolution No. House Bill No. 511 (Page 1 of 4)
 Title Relating to State Office Facilities
 Requested by Rogers Date April 16, 1981

II. FISCAL DETAIL

Agency Affected Department of Administration
 Program Category Affected General Government
 BRU, Program, or Subprogram(s) Affected General Services - Administration
 (Note: If more than one budget component is affected, separate line-item amounts and funding for each component in the analysis section.)

EXPENDITURES (Thousands of Dollars)

	FY 81	FY 82	FY 83	FY 84	FY 85	FY 86
100 PERSONAL SERVICES		47.7	52.5	57.7	63.5	69.9
200 TRAVEL						
300 CONTRACTUAL	---	2,000.0	3,068.8	1,661.7	2,329.6	815.8
400 COMMODITIES						
500 EQUIPMENT						
600 LAND & STRUCTURES						
700 GRANTS, CLAIMS, ETC.						
TOTAL		47.7	3,121.3	1,719.4	2,393.1	885.7
	**	2,000.0				

FUNDING (Thousands of Dollars)

GENERAL FUND		47.7	3,121.3	1,719.4	2,393.1	885.7
FEDERAL FUNDS						
OTHER (Specify Fund Source)						
** See Note		2,000.0				

POSITIONS

FULL TIME	1	1	1	1	1	1
PART TIME						
TEMPORARY						

III. ANALYSIS (See Fiscal Note Preparation Instructions, Section III)

** \$2,000.0: These funds have already been requested in the Executive Capital Budget (Pg. 216). These funds have been requested by DOT/PF and may require an amendment to allow the Department of Administration the ability to use these funds. Both Agencies should work together on this common goal. The study did indicate that in some locations it may be more advantageous to construct and own instead of lease. All options should be considered.

See attached Page for detailed analysis. The exact fiscal impact of this bill is difficult to analyze at this time, but if all locations are thoroughly studied during FY 82 a detailed Budget should be provided for FY 83.

IV. DATE May 1, 1981 PREPARED BY George Elgee
 AGENCY Administration - General Services
 PHONE 465-2250
 Original: Legislative Finance
 cc: Budget and Management
 Prime Sponsor (First Legislator Named) Rogers

HOUSE BILL 511

(Page 2 of 4)

LOCATION	ESTIMATED SQUARE FOOTAGE NEEDED	FISCAL YEAR OR FIRST YEAR SPACE WILL BE REQUIRED 1				
		<u>FY 82</u>	<u>FY 83</u>	<u>FY 84</u>	<u>FY 85</u>	<u>FY 86</u>
Planning & Design:		2,000.0	\$ 200.0	\$ 250.0	\$ 300.0	\$ 350.0
* Anchorage	426,000* sq. ft.			---		
Barrow	4,200 sq. ft.					83.2
Bethel	10,000 sq. ft.					117.6
Juneau	70,000 sq. ft.		1,176.0			
Fairbanks	60,000 sq. ft.				698.4	
Kenai/ Soldotna	20,000 sq. ft.			57.6		
Ketchikan	10,000 sq. ft.				25.2	
Kodiak	14,000 sq. ft.			15.1		
Kotzebue	4,000 sq. ft.		2.4			
Nome	10,000 sq. ft.		122.4			
Palmer	13,000 sq. ft.			60.8		
Sitka	9,000 sq. ft.			16.2		
Wasilla	10,000 sq. ft.			30.0		
SUBTOTALS	<u>234,200 sq. ft.</u>	<u>\$2,000.0</u>	<u>\$1,500.8</u>	<u>\$ 429.7</u>	<u>\$1,023.6</u>	<u>\$ 550.8</u>
MOVING COSTS			84.0	66.0	70.0	14.2
PHONES			84.0	66.0	70.0	14.2
FURNITURE			1,400.0	1,100.0	1,166.0	236.6
TOTAL		<u>\$2,000.0</u>	<u>3,068.8</u>	<u>1,661.7</u>	<u>2,329.6</u>	<u>815.8</u>

1 Leases will not expire in many locations for a number of years. New facilities will need to be acquired to coincide with lease expiration dates.

* See SB 124 - This location is already being studied. Building to be completed by FY 84.

1	POSITION TITLE Leasing Officer I				RANGE/STEP 18A	BARG. UNIT. G	LOCATION Juneau	GOV	APPROV.	DISAPP.
2	TYPE OF POSITION PFT	STAFF MONTHS 12	RP No.	PCN No.	PRIORITY	FORM 12	PAGE/LINE	LEG		

3	TYPE OF EXPENDITURE	AMOUNT
	1	2
4	PERSONAL SERVICES: SALARY 2,640/mo.	31,680
5	BENEFITS .1579	5,002
6	FICA .0613	1,942
7	HEALTH INS. 150 x 12	1,800
8	TOTAL PERSONAL SERVICES 01	40.4
9	TRAVEL 02	1.0
10	CONTRACTUAL 03	4.0
11	COMMODITIES 04	.5
12	EQUIPMENT 05	1.8
13	OTHER	
14	TOTAL COST	47.7

JUSTIFICATION:

There are currently only two leasing officers for the entire state. These two leasing officers are responsible for over 324 leases statewide. In addition they are responsible for the management of 60 state owned facilities along with 90 contracts for building care, janitorial services, sewage/pumping, litter barrel service for state parks and snow removal for state owned facilities.

This position will provide the needed additional time to the leasing officers to properly plan for the maximum utilization and efficiency of state owned and leased facilities.

	CODE	FUNDING SOURCE
15		FED RCPTS. 1002
16		GF MATCH. 1003
17		GEN. FUND 1004
18		I-A RCPTS. 1005
19		PGM RCPTS 1028
20		OTHER
21	CONTINUATION	
22	ADDITION	

47.7

FOR B&M USE ONLY

4A KEY NUMBER _____ COLUMN NO. _____

AGENCY Administration PROGRAM Centralized Administrative Services

BRU General Services

COMPONENT Purchasing

Page 3 of 4 HB 511

REVISED DATE _____

FY 82

13 REQUEST FOR NEW POSITION.



GENERAL GOVERNMENT

HB 511 (Page 4 of 4)

Statewide Space Planning

This will fund detailed programming and site selection/acquisition for office and warehouse space improvements in the following areas:

Anchorage	250.0
Juneau	250.0
Fairbanks	200.0
Bethel	300.0
Nome	300.0
Kotzebue	200.0
Statewide	500.0

PRIORITY: 82-1
REQUEST: 2,000.0
FUNDING: GF
BEGIN: 7/81
COMPLETE: 6/82
DISTRICT: 4,7,17,
 20,21,22
OP. COST/YR: -0-

DEPARTMENT OF TRANSPORTATION AND PUBLIC FACILITIES

Pilot Station School Cost Overrun

These funds are necessary to allow the completion of the Pilot Station School, which was previously funded at an inadequate level.

PRIORITY: 22-2
REQUEST: 1,100.0
FUNDING: GF
BEGIN: 7/81
COMPLETE: 12/81
DISTRICT: 13
OP. COST/YR: -0-

Equipment Replacement, FY82

This funds the scheduled replacement of approximately 600 pieces of vehicular equipment during FY82.

PRIORITY: 82-1
REQUEST: 11,278.1
FUNDING: HWCF
BEGIN: 7/81
COMPLETE: 6/82
DISTRICT:
OP. COST/YR:

Statewide Facilities Improvements, State Equipment Fleet

The Department may allocate these funds among any of the eight specified projects requested in their detailed capital budget. These projects totaled 261.3.

PRIORITY: 82-2
REQUEST: 200.0
FUNDING: GF
BEGIN: 7/81
COMPLETE: 6/82
DISTRICT:
OP. COST/YR:

ALASKA STATE LEGISLATURE

TWELFTH Legislature FIRST Session

HOUSE BILL..... NO. 511.

By ...ROGERS.....

"An Act relating to state office facilities; and providing for an effective date."

State office facilities

Introduced in the House 4/16....., 19.81

HISTORY IN THE HOUSE

19 81	Read first time and referred to Committee on																												
Apr 16	State Affairs and Finance Reported back with recommendation that																												
	Read second time and																												
	Read third time and																												
	<table border="0"> <tr> <td>PASS</td> <td>Effective Date</td> </tr> <tr> <td>Yeas</td> <td>Yeas</td> </tr> <tr> <td>Nays</td> <td>Nays</td> </tr> <tr> <td>Absent</td> <td>Absent</td> </tr> <tr> <td>Excused</td> <td>Excused</td> </tr> <tr> <td colspan="2">Reconsideration</td> </tr> <tr> <td>PASS</td> <td>Effective Date</td> </tr> <tr> <td>Yeas</td> <td>Yeas</td> </tr> <tr> <td>Nays</td> <td>Nays</td> </tr> <tr> <td>Absent</td> <td>Absent</td> </tr> <tr> <td>Excused</td> <td>Excused</td> </tr> <tr> <td colspan="2">Reported correctly engrossed</td> </tr> <tr> <td colspan="2">Signed by Speaker</td> </tr> <tr> <td colspan="2">Sent to Senate</td> </tr> </table>	PASS	Effective Date	Yeas	Yeas	Nays	Nays	Absent	Absent	Excused	Excused	Reconsideration		PASS	Effective Date	Yeas	Yeas	Nays	Nays	Absent	Absent	Excused	Excused	Reported correctly engrossed		Signed by Speaker		Sent to Senate	
PASS	Effective Date																												
Yeas	Yeas																												
Nays	Nays																												
Absent	Absent																												
Excused	Excused																												
Reconsideration																													
PASS	Effective Date																												
Yeas	Yeas																												
Nays	Nays																												
Absent	Absent																												
Excused	Excused																												
Reported correctly engrossed																													
Signed by Speaker																													
Sent to Senate																													
CHIEF CLERK OF THE HOUSE																													

HISTORY IN THE SENATE

19	Read first time and referred to Committee on																												
	Reported back with recommendation that																												
	Read second time and																												
	Read third time and																												
	<table border="0"> <tr> <td>PASS</td> <td>Effective Date</td> </tr> <tr> <td>Yeas</td> <td>Yeas</td> </tr> <tr> <td>Nays</td> <td>Nays</td> </tr> <tr> <td>Absent</td> <td>Absent</td> </tr> <tr> <td>Excused</td> <td>Excused</td> </tr> <tr> <td colspan="2">Reconsideration</td> </tr> <tr> <td>PASS</td> <td>Effective Date</td> </tr> <tr> <td>Yeas</td> <td>Yeas</td> </tr> <tr> <td>Nays</td> <td>Nays</td> </tr> <tr> <td>Absent</td> <td>Absent</td> </tr> <tr> <td>Excused</td> <td>Excused</td> </tr> <tr> <td colspan="2">Reported correctly engrossed</td> </tr> <tr> <td colspan="2">Signed by President</td> </tr> <tr> <td colspan="2">Returned to House</td> </tr> </table>	PASS	Effective Date	Yeas	Yeas	Nays	Nays	Absent	Absent	Excused	Excused	Reconsideration		PASS	Effective Date	Yeas	Yeas	Nays	Nays	Absent	Absent	Excused	Excused	Reported correctly engrossed		Signed by President		Returned to House	
PASS	Effective Date																												
Yeas	Yeas																												
Nays	Nays																												
Absent	Absent																												
Excused	Excused																												
Reconsideration																													
PASS	Effective Date																												
Yeas	Yeas																												
Nays	Nays																												
Absent	Absent																												
Excused	Excused																												
Reported correctly engrossed																													
Signed by President																													
Returned to House																													
SECRETARY OF THE SENATE																													

HISTORY IN THE HOUSE

19	Received from Senate
	Concurred in Senate amendment thus adopting: VOTE
	Failed to concur in Senate amendment; asked Senate to recede VOTE
	Senate receded from amendment VOTE
	Senate failed to recede from amendment VOTE
	CC appointed by House
	CC appointed by Senate
	CC adopted by House VOTE
	CC adopted by Senate VOTE
	To enrolling Reported correctly enrolled Sent to Governor by Governor
	Filed with Lt. Governor
	Chapter No.

cook

Original sponsors: Malone, Moss,
Rogers and Cato

Offered: 5/14/81
Referred: Finance

1 IN THE HOUSE

BY THE COMMUNITY AND
REGIONAL AFFAIRS COMMITTEE

2 CS FOR HOUSE BILL NO. 514 (C&RA)

3 IN THE LEGISLATURE OF THE STATE OF ALASKA

4 TWELFTH LEGISLATURE - FIRST SESSION

5 A BILL

6 For an Act entitled: "An Act relating to state aid to volunteer fire
7 departments; and providing for an effective date."

8 BE IT ENACTED BY THE LEGISLATURE OF THE STATE OF ALASKA:

9 * Section 1. STATE AID TO VOLUNTEER FIRE DEPARTMENTS. (a) For each
10 fiscal year through the fiscal year ending June 30, 1985, the Department of
11 Community and Regional Affairs shall pay to each volunteer fire department
12 registered with the state fire marshal and serving an area that is within a
13 municipality but not organized as a municipal fire department, a grant for
14 fire protection purposes equal to \$10 per capita for the population served
15 by the fire department. The population served by the fire department for
16 the purposes of this section shall be determined by the state fire marshal.

17 (b) If appropriations are not sufficient to fully finance all grants
18 authorized under this section, the Department of Community and Regional
19 Affairs shall distribute available money pro rata among eligible fire
20 departments.

21 * Sec. 2. This Act terminates June 30, 1985.

22 * Sec. 3. This Act takes effect July 1, 1981.

23
24
25
26
27
28
29
COMMITTEE COPY

ALASKA STATE LEGISLATURE

TWELFTH Legislature FIRST Session

HOUSE BILL NO. 514

By MALONE, MOSS, ROGERS AND CATO

"An Act relating to state aid to volunteer fire departments; and providing for an effective date:"

State aid, volunteer fire depts

Introduced in the House 4/20, 19... 81

HISTORY IN THE HOUSE

19 81	Read first time and referred to Committee on C&RA and Finance										
Apr 20											
May 14	Reported back with recommendation that C&RA - C&RA (C&RA) 6/20/81 To Finance										
May 18	Finance - C&RA (C&RA) 8/20/81 - none. To Rules										
May 21	Read second time and CSHB 514 (C&RA) adopted and adv.										
May 21	Read third time and										
May 21	<table border="0"> <tr> <td>PASS</td> <td>Effective Date</td> </tr> <tr> <td>Yeas 38</td> <td>Yeas</td> </tr> <tr> <td>Nays 0</td> <td>Nays</td> </tr> <tr> <td>Absent 2 not voting</td> <td>Absent</td> </tr> <tr> <td>Excused</td> <td>Excused</td> </tr> </table>	PASS	Effective Date	Yeas 38	Yeas	Nays 0	Nays	Absent 2 not voting	Absent	Excused	Excused
PASS	Effective Date										
Yeas 38	Yeas										
Nays 0	Nays										
Absent 2 not voting	Absent										
Excused	Excused										
	Reconsideration										
	<table border="0"> <tr> <td>PASS</td> <td>Effective Date</td> </tr> <tr> <td>Yeas</td> <td>Yeas</td> </tr> <tr> <td>Nays</td> <td>Nays</td> </tr> <tr> <td>Absent</td> <td>Absent</td> </tr> <tr> <td>Excused</td> <td>Excused</td> </tr> </table>	PASS	Effective Date	Yeas	Yeas	Nays	Nays	Absent	Absent	Excused	Excused
PASS	Effective Date										
Yeas	Yeas										
Nays	Nays										
Absent	Absent										
Excused	Excused										
5 21	Reported correctly engrossed										
5 21	Signed by Speaker										
5 21	Sent to Senate										
	<i>Irene Rosten</i>										
	CHIEF CLERK OF THE HOUSE										

HISTORY IN THE SENATE

19 81	Read first time and referred to Committee on										
5 21	<i>Sen</i>										
	Reported back with recommendation that										
	Read second time and										
	Read third time and										
	<table border="0"> <tr> <td>PASS</td> <td>Effective Date</td> </tr> <tr> <td>Yeas</td> <td>Yeas</td> </tr> <tr> <td>Nays</td> <td>Nays</td> </tr> <tr> <td>Absent</td> <td>Absent</td> </tr> <tr> <td>Excused</td> <td>Excused</td> </tr> </table>	PASS	Effective Date	Yeas	Yeas	Nays	Nays	Absent	Absent	Excused	Excused
PASS	Effective Date										
Yeas	Yeas										
Nays	Nays										
Absent	Absent										
Excused	Excused										
	Reconsideration										
	<table border="0"> <tr> <td>PASS</td> <td>Effective Date</td> </tr> <tr> <td>Yeas</td> <td>Yeas</td> </tr> <tr> <td>Nays</td> <td>Nays</td> </tr> <tr> <td>Absent</td> <td>Absent</td> </tr> <tr> <td>Excused</td> <td>Excused</td> </tr> </table>	PASS	Effective Date	Yeas	Yeas	Nays	Nays	Absent	Absent	Excused	Excused
PASS	Effective Date										
Yeas	Yeas										
Nays	Nays										
Absent	Absent										
Excused	Excused										
	Reported correctly engrossed										
	Signed by President										
	Returned to House										
	SECRETARY OF THE SENATE										

HISTORY IN THE HOUSE

19	Received from Senate
	Concurred in Senate amendment thus adopting: VOTE
	Failed to concur in Senate amendment; asked Senate to recede VOTE
	Senate receded from amendment VOTE
	Senate failed to recede from amendment VOTE
	CC appointed by House
	CC appointed by Senate
	CC adopted by House VOTE
	CC adopted by Senate VOTE
	To enrolling
	Reported correctly enrolled
	Sent to Governor
 by Governor
	Filed with Lt. Governor
	Chapter No.

Rules

I. REQUEST

Bill/Resolution No. CSHB 514 (C&RA) (Page 1 of 2)

Title An Act relating to state aid to volunteer fire departments

Requested by House Finance

Date May 18, 1981

II. FISCAL DETAIL

Agency Affected Department of Community and Regional Affairs

Program Category Affected Development

BRU, Program, or Subprogram(s) Affected Municipal Revenue Sharing

(Note: If more than one budget component is affected, separate line-item amounts and funding for each component in the analysis section.)

EXPENDITURES (Thousands of Dollars)

	FY 81	FY 82	FY 83	FY 84	FY 85	FY 86
100 PERSONAL SERVICES						
200 TRAVEL		1.0	1.1	1.2	1.3	
300 CONTRACTUAL		2.0	2.2	2.4	2.6	
400 COMMODITIES						
500 EQUIPMENT						
600 LAND & STRUCTURES						
700 GRANTS, CLAIMS, ETC.		200.0	500.0	1,000.0	2,000.0	
TOTAL		203.0	503.3	1,003.6	2,003.9	

FUNDING (Thousands of Dollars)

	FY 81	FY 82	FY 83	FY 84	FY 85	FY 86
GENERAL FUND		203.0	503.3	1,003.6	2,003.9	
FEDERAL FUNDS						
OTHER (Specify Fund Source)						

POSITIONS

	FY 81	FY 82	FY 83	FY 84	FY 85	FY 86
FULL TIME		-0-	-0-	-0-	-0-	-0-
PART TIME						
TEMPORARY						

III. ANALYSIS (See Fiscal Note Preparation Instructions, Section III)

SEE ATTACHED PAGE

IV. DATE May 18, 1981

PREPARED BY Terry L. Earley

AGENCY Community and Regional Affairs

PHONE 465-4730

Original: Legislative Finance

cc: Budget and Management

Prime Sponsor (First Legislator Named)

III ANALYSIS

Assume that there are 20,000 persons served by VFD's as described by the bill. Also assume that the number of eligible VFD's will increase annually as Boroughs and VFD's discover this is additional funding and does not reduce funding to the borough for other services.

200 TRAVEL - \$1,000 to fund the provision of technical assistance directly to VFD'S participating in the program.

300 CONTRACTUAL - \$2,000 to pay additional application postage and telephone costs.

700 GRANTS -

FY 82	20,000	X	\$10	=	\$200,000
FY 83	50,000	X	\$10	=	\$500,000
FY 84	100,000	X	\$10	=	\$1,000,000
FY 85	200,000	X	\$10	=	\$2,000,000

NOTE: The population figures used are strictly estimates as no factual data is available.

Travel and Contractual have been increased for inflation by 10% in FY 83, 84 & FY 85.

Original sponsors: Malone, Moss,
Rogers and Cato

Offered: 5/14/81
Referred: Finance

1 IN THE HOUSE

BY THE COMMUNITY AND
REGIONAL AFFAIRS COMMITTEE

2 CS FOR HOUSE BILL NO. 514 (C&RA)

3 IN THE LEGISLATURE OF THE STATE OF ALASKA

4 TWELFTH LEGISLATURE - FIRST SESSION

5 A BILL

6 For an Act entitled: "An Act relating to state aid to volunteer fire
7 departments; and providing for an effective date."

8 BE IT ENACTED BY THE LEGISLATURE OF THE STATE OF ALASKA:

9 * Section 1. STATE AID TO VOLUNTEER FIRE DEPARTMENTS. (a) For each
10 fiscal year through the fiscal year ending June 30, 1985, the Department of
11 Community and Regional Affairs shall pay to each volunteer fire department
12 registered with the state fire marshal and serving an area that is within a
13 municipality but not organized as a municipal fire department, a grant for
14 fire protection purposes equal to \$10 per capita for the population served
15 by the fire department. The population served by the fire department for
16 the purposes of this section shall be determined by the state fire marshal.

17 (b) If appropriations are not sufficient to fully finance all grants
18 authorized under this section, the Department of Community and Regional
19 Affairs shall distribute available money pro rata among eligible fire
20 departments.

21 * Sec. 2. This Act terminates June 30, 1985.

22 * Sec. 3. This Act takes effect July 1, 1981.