

LEG. FINANCE - BILLS 1979 - 1980 1125

C SHB 577 cont. thru HB 577 1125

1	Interior	399,735			
2	Maintenance and Operations,				
3	Western	66,045			
4	Maintenance and Operations,				
5	Southcentral	176,850			
6	Maintenance and Operations Interior-				
7	Haul Road	136,395			
8	Communications		279,195	275,790	3,405
9	Support to State				
10	Agencies	241,845			
11	Remote Village				
12	Radio	30,585			
13	North Slope Haul				
14	Road	6,765			
15	TV Demonstration				
16	Project		383,085	383,085	
17	State Equipment Fleet		1,746,675	2,250	1,744,425
18	Central District	588,660			
19	Interior Dis-				
20	trict	459,195			
21	South eastern				
22	District	174,360			
23	Western District	90,060			
24	Southcentral				
25	District	278,460			
26	Administration and				
27	Support	74,880			
28	North Slope Haul				
29	Road	81,060			

1 \* Sec. 2. The appropriations made by sec. 1 of this Act are from the  
2 following fund sources:

3	Federal Receipts	\$ 1,101,312
4	General Fund	37,414,932
5	Interagency Receipts	356,423
6	.International Airport Revenue Fund	1,903,830
7	Highway Working Capital Fund	1,744,425
8	Program Receipts	<u>260,319</u>
9		\$42,781,241

10 \* Sec. 3. This Act takes effect immediately in accordance with AS 01.10.-  
11 070(c).

12  
13  
14  
15  
16  
17  
18  
19  
20  
21  
22  
23  
24  
25  
26  
27  
28  
29

# STATE OF ALASKA

## THE LEGISLATURE

BUDGET AND AUDIT COMMITTEE

FINANCE DIVISION  
POUCH WF-STATE CAPITOL  
JUNEAU, ALASKA 99811  
PHONE: (907) 465-3795

### M E M O R A N D U M

DATE: February 6, 1980

TO: Honorable Russ Meekins, Chairman  
House Finance Committee

FROM: Robert L. Grogan, Fiscal Analyst *RLG*  
Legislative Finance Division

SUBJ: HB 66 Funding Status

The FY 80 appropriations bill funded HB 66 at \$1,950,000 (66% of the \$3,000,000 total thought to be required). The Department of Natural Resources has spent \$996,000 as of January 31, 1980. This expenditure leaves a balance of \$954,000. The Department presently estimates spending \$310,000 per month for the last five months of the fiscal year -- a total of \$1,550,000. After using their balance of \$954,000 they will require, according to their estimate, a supplemental in the amount of \$596,000.

The following graph illustrates this situation.

\$1,950,000	HB 66 FY 80 Appropriation
	(Shortfunded at 66% of \$3,000,000)
- 996,000	Amount spent by DNR as of 1/31/80
\$ 954,000	Balance

\$1,550,000	Department's Estimate on amount
	required before July 1
- 954,000	Balance
\$ 596,000	Amount required in Supplemental

RLG:bf

Funding Information  
 General Fund \$37,414,932  
 Other Funds 5,366,309  
 \$42,781,241

Introduced: 1/18/80  
 Referred: Finance

1 IN THE HOUSE BY THE FINANCE COMMITTEE

2 HOUSE BILL NO. 577

3 IN THE LEGISLATURE OF THE STATE OF ALASKA

4 ELEVENTH LEGISLATURE - SECOND SESSION

5 A BILL

6 For an Act entitled: "An Act making supplemental appropriations for the  
 7 operating expenses of state government; and providing  
 8 for an effective date."

9 BE IT ENACTED BY THE LEGISLATURE OF THE STATE OF ALASKA:

10 \* Section 1. The sum of \$42,781,241 is appropriated for the allocation  
 11 and appropriation items indicated as follows for the fiscal year ending  
 12 June 30, 1980:

	A locations	Appropriation Items	Fund Sources	
			General	Other
NATURAL RESOURCE MANAGEMENT				
Department of Natural Resources				
Management and				
Administration		\$ 534,963	\$ 486,915	\$ 48,048
Office of the				
Commissioner	\$ 287,364			
Planning and				
Research	247,599			
Mineral and Energy				
Management		507,342	507,342	
Leasing Manage-				
ment	99,429			
Petroleum				
Management	260,667			
Minerals Manage-				

29

1	ment	17,325			
2	Administration	129,921			
3	Geological and Geo-				
4	physical Programs		656,667	565,422	91,245
5	Resource Investiga-				
6	tions	367,587			
7	Publications	48,213			
8	Mineral Labora-				
9	tory	112,497			
10	Regulations and				
11	Information	57,816			
12	Administration	70,554			
13	Oil and Gas - Con-				
14	servation		559,482	559,482	
15	Royalty Oil and Gas				
16	Board		47,487	47,487	
17	Land Management		583,836	558,030	25,806
18	Central Office	417,120			
19	Land and Water				
20	Director	49,335			
21	Water Management	117,381			
22	Lands Administration				
23	and Support		583,869	573,144	10,725
24	Lands Management	314,325			
25	Classification	269,544			
26	Cadastral Engineering		1,064,382	1,064,382	
27	Forest Protection and				
28	Management		363,594	306,702	56,892
29	Fire Protection -				

1	State	60,093			
2	Fire Protection -				
3	BLM	122,727			
4	Research and				
5	Technical	34,188			
6	Management and				
7	Timber Sales	71,676			
8	Administration	74,910			
9	District Operations		1,702,404	1,570,569	131,835
10	Southeast Dis-				
11	trict	284,097			
12	Southcentral				
13	District	812,427			
14	Northcentral				
15	District	605,880			
16	Alaska Conservation				
17	Action Corps		151,866	30,360	121,506
18	Parks and Recreation -				
19	Districts		670,923	670,923	
20	Mat-Su	152,988			
21	Chugach	148,962			
22	Kenai-Kodiak	95,337			
23	Southeast	83,292			
24	Copper Basin	48,279			
25	Interior	125,334			
26	Operations				
27	Administration	16,731			
28	Park Management		186,516	171,567	14,949
29	Park Development	63,921			

1	State-Federal			
2	Coordination	29,898		
3	Administration and			
4	Support	92,697		
5	Historic Resource Management	99,198	49,599	49,599
6	Department of Environmental Conservation			
7	Water Programs	545,985	325,743	220,242
8	Water Pollution			
9	Control	139,887		
10	Water Supply	252,120		
11	Facility Construction			
12	and Operation	113,949		
13	Directors Office	40,029		
14	Environmental			
15	Analysis	110,517	77,517	33,000
16	Terrestrial Programs	208,857	106,029	102,828
17	Air Quality	68,409		
18	Land Use	108,570		
19	Directors Office	31,878		
20	Administration and Support	449,658	329,670	119,988
21	Office of the			
22	Commissioner	103,686		
23	Management Ser-			
24	vices	102,102		
25	Technical Ser-			
26	vices	107,514		
27	Program Coordination	136,356		
28	Gas Pipeline Impact			
29				

1	Gas Pipeline Impact	59,004		59,004
2	Regional Offices	508,266	369,039	139,227
3	Southeast Region	89,760		
4	Southcentral			
5	Region	198,396		
6	Northern Region	170,412		
7	Prince William Sound			
8	Region	49,698		
9	Tanker and Oil Terminal Safety	82,500	82,500	
10	ADMINISTRATION OF JUSTICE			
11	Department of Health and Social Services			
12	Adult Confinement	3,482,800	3,482,800	
13	Palmer Correction			
14	Center	273,150		
15	Anchorage State Correction			
16	Center	248,800		
17	Juneau Correction			
18	Center	454,475		
19	Fairbanks Correction			
20	Center	510,850		
21	Ketchikan Correction			
22	Center	182,625		
23	Anchorage Annex Correction			
24	Center	397,725		
25	Eagle River Correction			
26	Center	496,400		
27	Ridgeview Manor	237,250		
28	Nome Correction			
29	Center	171,000		

1	Out-of-State Contractual		
2	Services	300,725	
3	Major Medical and		
4	Guard Hire	134,950	
5	Community Based		
6	Programs	74,850	
7	Juvenile Confinement	1,625,075	1,625,075
8	McLaughlin Youth		
9	Center	937,550	
10	Institutional		
11	Care	631,250	
12	Foster Care	52,675	
13	Major Medical and		
14	Guard Hire	3,600	
15	Probation and Parole	784,375	784,375
16	First Judicial		
17	District	164,650	
18	Second Judicial		
19	District	28,275	
20	Third Judicial		
21	District	410,975	
22	Fourth Judicial		
23	District	180,475	
24	Division of Corrections		
25	Director's Office	267,050	267,050
26	Offender Confinement Reformation		
27	and Supervision		
28	Parole Board	38,725	38,725
29	Alaska Court System		

1	Alaska Court System	5,423,475	5,387,725	35,750
2	Supreme Court	447,225		
3	Trial Courts	4,253,325		
4	Administration and			
5	Support	722,925		
6	Alaska Court System			
7	Judicial Council	69,100	69,100	
8	Alaska Court System			
9	Judicial Qualifications	6,900	6,900	
10		TRANSPORTATION		
11	Department of Transportation			
12	Administration	1,412,535	1,277,370	135,165
13	Commissioner's			
14	Office	59,235		
15	Transportation			
16	Planning	82,590		
17	Internal Review	65,100		
18	Administrative Ser-			
19	vices	761,130		
20	Financial Manage-			
21	ment	295,890		
22	Right of Way Lands and			
23	Leasing	148,590		
24	Maintenance and Operations	213,255	150,255	63,000
25	Administration	105,255		
26	Safety and			
27	Security	108,000		
28	Marine Transportation	5,772,345	5,753,910	18,435
29	Southeast Vessel			

1	Operations	3,830,955			
2	Southeast Vessel				
3	Overhaul	556,095			
4	Southeast Shore				
5	Facilities	208,635			
6	Southwest Vessel				
7	Operations	801,945			
8	Southwest Vessel				
9	Overhaul	74,565			
10	Southwest Shore				
11	Facilities	76,275			
12	Administration	223,875			
13	Southeast Region Operations				
14	and Maintenance		897,555	882,255	15,300
15	Airports	46,905			
16	Highways	804,090			
17	Administration	46,560			
18	Central Region Operations				
19	and Maintenance		2,939,550	2,882,745	56,805
20	Airports	607,710			
21	Highways	2,197,545			
22	Administration	134,295			
23	Southcentral Region Operations				
24	and Maintenance		1,046,220	1,042,365	3,855
25	Airports	90,045			
26	Highways	900,465			
27	Administration	55,710			
28	Interior Region Operations				
29	and Maintenance		2,074,215	2,015,235	58,980

1	Airports	239,790		
2	Highways	1,385,145		
3	Administration	89,280		
4	North Slope Haul			
5	Road	360,000		
6	Western Region Operations			
7	and Maintenance		456,330	451,905 4,425
8	Airports	198,075		
9	Highways	214,335		
10	Administration	43,920		
11	Anchorage International			
12	Airport		1,180,095	1,180,095
13	Field Main-			
14	tenance	275,895		
15	Building Main-			
16	tenance	180,165		
17	Security	267,405		
18	Custodial	166,995		
19	Administration	186,990		
20	Equipment	102,645		
21	Fairbanks International Airport		585,045	585,045
22	Field Main-			
23	tenance	131,850		
24	Building Main-			
25	tenance	104,955		
26	Security	235,755		
27	Custodial	42,435		
28	Administration	70,050		
29	Highway Design and Construction		208,605	208,605

1	Director	47,880			
2	Highway Design	79,695			
3	Highway Construc-				
4	tion	81,030			
5	Aviation Design and Construction	75,465	29,295	46,170	
6	Director	18,795			
7	Aviation Design	32,370			
8	Aviation Construc-				
9	tion	24,300			
10	GENERAL GOVERNMENT				
11	Department of Transportation				
12	Public Facilities Design and				
13	Construction	493,965	493,965		
14	Construction	21,390			
15	Administration	47,775			
16	Design	32,190			
17	Procurement				
18	Policy	356,175			
19	Research and Develop-				
20	ment	18,120			
21	Office of Deputy				
22	Commissioner	18,315			
23	Public Facilities Maintenance				
24	and Operations	1,642,290	1,451,730	190,560	
25	Maintenance and Operations,				
26	Southeastern	536,280			
27	Maintenance and Operations,				
28	Central	326,985			
29	Maintenance and Operations,				

1	Interior	399,735		
2	Maintenance and Operations,			
3	Western	66,045		
4	Maintenance and Operations,			
5	Southcentral	176,850		
6	Maintenance and Operations Interior-			
7	Haul Road	136,395		
8	Communications	279,195	275,790	3,405
9	Support to State			
10	Agencies	241,845		
11	Remote Village			
12	Radio	30,585		
13	North Slope Haul			
14	Road	6,765		
15	TV Demonstration			
16	Project	383,085	383,085	
17	State Equipment Fleet	1,746,675	2,250	1,744,425
18	Central District	588,660		
19	Interior Dis-			
20	trict	459,195		
21	Southeastern			
22	District	174,360		
23	Western District	90,060		
24	Southcentral			
25	District	278,460		
26	Administration and			
27	Support	74,880		
28	North Slope Haul			
29	Road	81,060		

1 \* Sec. 2. The appropriations made by sec. 1 of this Act are from the  
2 following fund sources:

3	Federal Receipts	\$ 1,101,312
4	General Fund	37,414,932
5	Interagency Receipts	356,423
6	International Airport Revenue Fund	1,903,830
7	Highway Working Capital Fund	1,744,425
8	Program Receipts	<u>260,319</u>
9		\$42,781,241

10 \* Sec. 3. This Act takes effect immediately in accordance with AS 01.10.-  
11 070(c).

copy 2/1/80

# STATE OF ALASKA

JAY S. HAMMOND, GOVERNOR

## DEPARTMENT OF REVENUE

TREASURY DIVISION

ELEVENTH FLOOR  
STATE OFFICE BUILDING  
POUCH SB  
JUNEAU, ALASKA 99811

January 31, 1980

J. H. Hogan, Director  
Division of Legislative Finance  
Legislative Budget and Audit  
Committee  
Pouch WF, State Capitol  
Juneau, Alaska 99811

Dear Mr. Hogan:

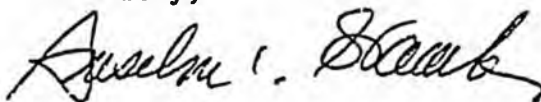
Enclosed is the following information you requested which was recently supplied to the State Bond Committee.

1. Schedule of Activity of all Bond funds for fiscal years 1969-1979;
2. Schedule of Activity by Authorization for those Bond funds with open accounts during fiscal year 1979; and,
3. Schedule of Bond Funds Current Cash Position, (all funds);
4. Schedule of Comparative Cash Position of those Bond funds with unissued authorizations.

In general terms, Federal regulations require expenditure of 85% of the proceeds of a Bond sale within three years from the date of issuance of the bonds and 95% within four years to avoid arbitrage problems. We have attached a copy of a letter from Bond Counsel Wohlforth and Flint on this subject along with extracts from the relevant U. S. Treasury regulations.

If you require additional information, please contact us.

Sincerely,



Anselm C. Staack  
Comptroller

ACS:dw  
Enclosures

Sheet I

ACTIVITY - ALL BOND FUNDS  
FISCAL YEARS 1969-1979  
(In 000's)

12/7/79

<u>Fiscal Year</u>	<u>Bonds Sold</u>	<u>Federal Receipts</u>	<u>Other Receipts</u>	<u>Total</u>	<u>Construction Expenditures</u> (1)	<u>Over (Under) Total Receipts</u>
1969	21,225.0	7,523.3	--	28,753.3	40,674.3	11,921.0
1970	32,231.0	6,099.7	56.0	38,386.7	37,619.8	( 766.9)
1971	69,380.0	9,496.6	--	78,876.6	37,087.5	( 41,789.1)
1972	53,445.0	8,419.6	649.1	62,513.7	58,794.8	( 3,718.9)
1973	47,000.0	7,124.6	730.7	54,855.3	70,688.4	15,833.1
1974	31,000.0	1,333.1	11,630.5	43,963.6	67,434.9	23,471.3
1975	112,300.0	13,961.0	1,649.6	127,910.6	58,940.3	( 68,970.3)
1976	82,915.0	5,981.0	10,300.4	99,196.4	119,906.0	20,709.6
1977	80,000.0	--	12,367.3	92,367.3	94,596.0	2,228.7
1978	85,000.0	16,970.9	1,053.1	103,024.0	84,263.3	( 18,760.7)
1979	<u>100,000.0</u>	<u>11,551.9</u>	<u>3,710.3</u>	<u>115,262.2</u>	<u>103,058.8</u>	<u>( 12,203.4)</u>
Summary Totals	<u>714,496.0</u>	<u>88,466.7</u>	<u>42,147.0</u>	<u>845,109.7</u>	<u>773,064.1</u>	<u>( 72,045.6)</u>

1) Includes expenditures from Planning Funds.

*Def. Stegen  
2-1-80*

## CERTIFICATE OF THE STATE BOND COMMITTEE

The State Bond Committee, acting by its Secretary, will provide to the purchaser of the Bonds a certificate confirming to the purchaser that, at the time of delivery of the Bonds, to the best of the knowledge of the State Bond Committee, insofar as the governmental affairs of the State of Alaska, including its financial affairs, are concerned, the Official Statement does not contain any untrue statement of a material fact or omit to state a material fact necessary in order to make the statements made herein, in light of the circumstances under which they were made, not misleading.

## LEGALITY FOR INVESTMENT IN ALASKA

The Bonds are legal investments for all State of Alaska funds, for funds under State control, and for all funds of political subdivisions of the State. The Bonds are also legal investments for banks, mutual savings banks, trust companies, savings associations and insurance companies organized under Alaska law.

## AUTHORIZATIONS

The table below shows, by respective legislative authorization, the State's currently authorized but unissued general obligation bonds, the portions included in the present offering of \$60,000,000 State of Alaska 1979 Bonds, Series B, and the balance to remain authorized and unissued after this sale. The State does not expect to offer additional general obligation bonds for sale prior to July, 1979.

Authorization		Purpose	Authorized but Unissued	Current Offering	Remaining Authorization Unissued
Chapter	SLA				
194	1972	Airports	\$ 1,000,000	\$ —	\$ 1,000,000
201	1972	Flood Control Facilities and Small Boat Harbors	1,000,000	—	1,000,000
202	1972	Water Supply and Sewerage Systems	6,900,000	—	6,900,000
86	1974	Port Facilities Development	4,500,000	—	4,500,000
116	1974	Library Facilities	2,900,000	—	2,900,000
118	1974	Trunk and Secondary Airports	2,100,000	—	2,100,000
132	1974	Health Care Facilities	2,000,000	—	2,000,000
124	1976	Regional Fire Fighter Training Center	3,800,000	—	3,800,000
131	1976	School Construction	11,840,000	500,000	11,340,000
214	1976	Fish Management and Development Facilities	13,805,000	3,000,000	10,805,000
239	1976	Senior Citizen Housing Development	1,400,000	—	1,400,000
247	1976	Highways, Ferries and Local Service Roads	12,785,000	—	12,785,000
248	1976	Airports	2,396,000	500,000	1,896,000
271	1976	Water Supply and Sewerage Systems	24,000,000	1,400,000	22,600,000
95	1978	Flood Control, Port Facilities and Small Boat Landing	33,290,000	2,600,000	30,690,000
96	1978	Parks and Recreational Facilities	5,850,000	1,500,000	4,350,000
122	1978	Health Facilities, Senior Citizen Centers and Pioneer Homes	25,000,000	4,500,000	20,500,000
137	1978	Vocational Educational Facilities and the University of Alaska	33,656,000	10,900,000	22,756,000
138	1978	Highway, Ferry, Airport and Local Service Roads	88,450,000	29,000,000	59,450,000
139	1978	Correctional and Public Safety Facilities	30,504,000	—	30,504,000
140	1978	Fisheries Management and Development Facilities	26,965,000	4,100,000	22,865,000
145	1978	Water Supply and Sewerage Systems	27,640,000	2,000,000	25,640,000
			<u>\$361,781,000</u>	<u>\$60,000,000</u>	<u>\$301,781,000</u>

# STATE OF ALASKA

JAY S. HAMMOND, GOVERNOR

## DEPARTMENT OF REVENUE

TREASURY DIVISION

ELEVENTH FLOOR  
STATE OFFICE BUILDING  
POUCH SB  
JUNEAU, ALASKA 99811

January 31, 1980

J. H. Hogan, Director  
Division of Legislative Finance  
Legislative Budget and Audit  
Committee  
Pouch WF, State Capitol  
Juneau, Alaska 99811

Dear Mr. Hogan:

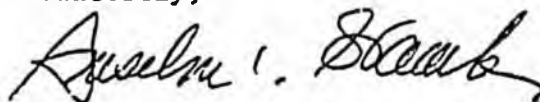
Enclosed is the following information you requested which was recently supplied to the State Bond Committee.

1. Schedule of Activity of all Bond funds for fiscal years 1969-1979;
2. Schedule of Activity by Authorization for those Bond funds with open accounts during fiscal year 1979; and,
3. Schedule of Bond Funds Current Cash Position, (all funds);
4. Schedule of Comparative Cash Position of those Bond funds with unissued authorizations.

In general terms, Federal regulations require expenditure of 85% of the proceeds of a Bond sale within three years from the date of issuance of the bonds and 95% within four years to avoid arbitrage problems. We have attached a copy of a letter from Bond Counsel Wohlforth and Flint on this subject along with extracts from the relevant U. S. Treasury regulations.

If you require additional information, please contact us.

Sincerely,



Anselm C. Staack  
Comptroller

ACS:dw  
Enclosures

Exhibit I

ACTIVITY - ALL BOND FUNDS  
 FISCAL YEARS 1969-1979  
 (In 000's)

12/7/79

<u>Fiscal Year</u>	<u>Bonds Sold</u>	<u>Federal Receipts</u>	<u>Other Receipts</u>	<u>Total</u>	<u>Construction Expenditures</u> (1)	<u>Over (Under) Total Receipts</u>
1969	21,225.0	7,528.3	--	28,753.3	40,674.3	11,921.0
1970	32,231.0	6,099.7	56.0	38,386.7	37,619.8	( 766.9)
1971	69,380.0	9,496.6	--	78,876.6	37,087.5	( 41,789.1)
1972	53,445.0	8,419.6	649.1	62,513.7	58,794.8	( 3,718.9)
1973	47,000.0	7,124.6	730.7	54,855.3	70,688.4	15,833.1
1974	31,000.0	1,333.1	11,630.5	43,963.6	67,434.9	23,471.3
1975	112,300.0	13,961.0	1,649.6	127,910.6	58,940.3	( 68,970.3)
1976	82,915.0	5,981.0	10,300.4	99,196.4	119,906.0	20,709.6
1977	80,000.0	--	12,367.3	92,367.3	94,596.0	2,228.7
1978	85,000.0	16,970.9	1,053.1	103,024.0	84,263.3	( 18,760.7)
1979	<u>100,000.0</u>	<u>11,551.9</u>	<u>3,710.3</u>	<u>115,262.2</u>	<u>103,058.8</u>	<u>( 12,203.4)</u>
Summ. Totals	<u>714,496.0</u>	<u>88,466.7</u>	<u>42,147.0</u>	<u>845,109.7</u>	<u>773,064.1</u>	<u>( 72,045.6)</u>

1) Includes expenditures from Planning Funds.

BOND FUNDS CURRENT CASH POSITION  
 COMPARED WITH FISCAL 1979 YEAR END  
 (In 000's)

12/11/79

Chapter	Purpose	Fund #	Balance 6/30/79	Balance 12/10/79
<u>Authorized 1966</u>				
168	Reg. High Schools	204	\$ -0-	\$ -0-
167	Airport Const.	352	38.0	38.0
86	Outdoor Recreation	451	126.3	103.8
<u>Authorized 1968</u>				
167	Airport Const.	354	13.2	5.1
227	Fish Hatcheries	456	3.4	3.4
<u>Authorized 1970</u>				
170	School Const.	206	177.9	177.9
224	U. of A. Const.	253	51.4	51.4
223	Ferry Const.	302	-0-	-0-
221	Hwy. Main. Fac.	330	355.1	344.4
222	Airport Const.	355	59.9	117.0
183	Correctional Fac.	405	116.5	116.5
190	Health, Medical Fac.	406	121.7	121.7
181	Recreational Fac.	452	92.2	91.7
220	Water, Sewer Const.	465	393.8	420.6
<u>Authorized 1972</u>				
195	St. Operated Schools	207	1,380.4	1,156.3
194	Airport Const.	356	1,196.8	878.7
97	Health, Medical Fac.	407	89.9	89.9
202	Water, Sewer Const.	466	3,984.9	3,538.2
201	Flood Cont'l, Sm. Boat Harbors	470	6,863.6	7,061.2
<u>Authorized 1974</u>				
142	Rural Schools	208	2,655.0	2,589.7
116	Library Fac.	240	925.6	661.7
144	U. of A. Const.	255	2,447.3	2,447.3
122	Hwys., Ferries, Local Roads	313	1,947.1	740.4
118	Trunk & 2nd Air.	357	3,078.5	2,257.2
135	Pioneer Homes	408	50.4	50.4
132	Health Care Fac.	409	1,704.1	1,667.4
62	Fire Protection Fac.	453	1,297.5	1,227.9
133	Fish & Game Fac.	457	948.4	755.4
86	Port Facilities	471	2,800.6	2,048.9
<u>Authorized 1976</u>				
131	School Const.	209	11,777.4	2,091.5
247	Hwys., Ferries, Local Roads	314	7,246.0	2,978.8
248	Airport Const. & Facilities	358	910.2	570.6
239	Sr. Citizen Housing	410	2,912.0	2,058.2
124	Reg. Fire Fighting Centers	454	1,302.0	1,302.0
168	Parks Const.	455	3,227.1	3,139.6
214	Fish & Game Const.	458	5,186.2	2,241.8
271	Water Sply., Sewer Systems	467	2,160.6	768.6
<u>Authorized 1978</u>				
137	Voc. Ed. & U. of A.	210	8,577.8	7,866.0
138	Hwys., Ferries, Airports, Local Rds.	315	25,777.4	12,715.6
122	Health, Sr. Ctr., Pioneer Homes	411	4,491.0	3,750.2
139	Correction, Pub. Safety Fac.	450	( 197.5) (1)	( 1,636.0) (2)
96	Recreational Fac.	459	1,497.0	1,492.2
140	Fish Mgt. & Dev. Fac.	461	3,864.1	2,534.5
145	Water Sply., Sewer Systems	468	1,839.1	1,173.1
95	Flood Cont'l, Ports, Harbors	472	2,587.8	2,559.1
TOTALS			<u>\$116,097.7</u>	<u>\$ 74,367.9</u>

(1) No Bonds issued due to litigation; settled after date of last sale. Advance from General Fund in April -- \$1,227.2.

(2) Advance from General Fund in October -- \$5,577.0.

LAW OFFICES

WOHLFORTH & FLINT

A PROFESSIONAL CORPORATION  
900 WEST 5TH AVENUE, SUITE 505  
ANCHORAGE, ALASKA 99501

ERIC E. WOHLFORTH  
ROBERT B. FLINT  
TIMOTHY G. MIDDLETON  
PETER ARGETSINGER  
SARAH FORBES

TELEPHONE  
AREA CODE 907  
276-6401

October 15, 1979

The Honorable Pete Bushre  
Deputy Commissioner of Revenue  
Treasury Division  
Pouch SB  
Juneau, Alaska 99811

Re: Arbitrage Regulations

Dear Pete:


As we discussed on the telephone, I am enclosing copies of the Arbitrage Regulations relating to the temporary period.

Section 1.103-13(a)(2) provides that the test for arbitrage is as of the date of issue and is based on the issuer's reasonable expectations as to use of proceeds. In sub-section (ii)(F), you will note that subsequent events do not change that certification.

Section 1.103-14 provides the standards for investment during the temporary period preceeding the expenditure of bond proceeds. Sub-section (b)(1) states the three year period allowed. This period may be extended to five years with an architect's certificate attached to the Arbitrage Certificate and beyond if an advanced ruling is received from the IRS. Within the temporary period, sub-section (b)(2) states that 85% of the spendable proceeds must be used during that time. The temporary period is measured from the date of delivery which is the date of issue rather than the date of the bonds themselves.

As a fail-safe measure, any issuer who believes that there might be arbitrage problems due to delay in their projects beyond three years can always elect to reduce the interest on its investments to a rate one-eighth of one percent over the bond rate thus not arbitraging the proceeds at all.

Very truly yours,



Robert B. Flint

RBF/lw

Enclosure

BOND FUNDS CURRENT CASH POSITION  
 COMPARED WITH FISCAL 1979 YEAR END  
 (In 000's)

12/11/79

Chapter	Purpose	Fund #	Balance 6/30/79	Balance 12/10/79
<u>Authorized 1966</u>				
168	Reg. High Schools	204	\$ -0-	\$ -0-
167	Airport Const.	352	38.0	38.0
86	Outdoor Recreation	451	126.3	103.8
<u>Authorized 1968</u>				
167	Airport Const.	354	13.2	5.1
227	Fish Hatcheries	456	3.4	3.4
<u>Authorized 1970</u>				
170	School Const.	206	177.9	177.9
224	U. of A. Const.	253	51.4	51.4
223	Ferry Const.	302	-0-	-0-
221	Hwy. Main. Fac.	330	355.1	344.4
222	Airport Const.	355	59.9	117.0
183	Correctional Fac.	405	116.5	116.5
190	Health, Medical Fac.	406	121.7	121.7
181	Recreational Fac.	452	92.2	91.7
220	Water, Sewer Const.	465	393.8	420.6
<u>Authorized 1972</u>				
195	St. Operated Schools	207	1,380.4	1,156.3
194	Airport Const.	356	1,196.8	878.7
97	Health, Medical Fac.	407	89.9	89.9
202	Water, Sewer Const.	466	3,984.9	3,538.2
201	Flood Cont'l, Sm. Boat Harbors	470	6,863.6	7,061.2
<u>Authorized 1974</u>				
142	Rural Schools	208	2,655.0	2,589.7
116	Library Fac.	240	925.6	661.7
144	U. of A. Const.	255	2,447.3	2,447.3
122	Hwys., Ferries, Local Roads	313	1,947.1	740.4
118	Trunk & 2nd Air.	357	3,078.5	2,257.2
135	Pioneer Homes	408	50.4	50.4
132	Health Care Fac.	409	1,704.1	1,667.4
62	Fire Protection Fac.	453	1,297.5	1,227.9
133	Fish & Game Fac.	457	948.4	755.4
86	Port Facilities	471	2,800.6	2,048.9
<u>Authorized 1976</u>				
131	School Const.	209	11,777.4	2,091.5
247	Hwys., Ferries, Local Roads	314	7,246.0	2,978.8
248	Airport Const. & Facilities	358	910.2	570.6
239	Sr. Citizen Housing	410	2,912.0	2,058.2
124	Reg. Fire Fighting Centers	454	1,302.0	1,302.0
168	Parks Const.	455	3,227.1	3,139.6
214	Fish & Game Const.	458	5,186.2	2,241.8
271	Water Sply., Sewer Systems	467	2,160.6	768.6
<u>Authorized 1978</u>				
137	Voc. Ed. & U. of A.	210	8,577.8	7,866.0
138	Hwys., Ferries, Airports, Local Rds.	315	25,777.4	12,715.6
122	Health, Sr. Ctr., Pioneer Homes	411	4,491.0	3,750.2
139	Correction, Pub. Safety Fac.	450	( 197.5) <sup>(1)</sup>	( 1,636.0) <sup>(2)</sup>
96	Recreational Fac.	459	1,497.0	1,492.2
140	Fish Mgt. & Dev. Fac.	461	3,884.1	2,534.5
145	Water Sply., Sewer Systems	468	1,839.1	1,173.
95	Flood Cont'l, Ports, Harbors	472	2,587.8	2,559.1
TOTALS			<u>\$116,097.7</u>	<u>\$ 74,367.9</u>

(1) No Bonds issued due to litigation; settled after date of last sale. Advance from General Fund in April -- \$1,227.2.

(2) Advance from General Fund in October -- \$5,577.0.

LAW OFFICES

WOHLFORTH & FLINT  
A PROFESSIONAL CORPORATION  
900 WEST 5TH AVENUE, SUITE 505  
ANCHORAGE, ALASKA 99501

ERIC E. WOHLFORTH  
ROBERT B. FLINT  
TIMOTHY G. MIDDLETON  
PETER ARGETSINGER  
SARAH FORBES

TELEPHONE  
AREA CODE 907  
276-6401

October 15, 1979

The Honorable Pete Bushre  
Deputy Commissioner of Revenue  
Treasury Division  
Pouch SB  
Juneau, Alaska 99811

Re: Arbitrage Regulations

Dear Pete:


As we discussed on the telephone, I am enclosing copies of the Arbitrage Regulations relating to the temporary period.

Section 1.103-13(a)(2) provides that the test for arbitrage is as of the date of issue and is based on the issuer's reasonable expectations as to use of proceeds. In sub-section (ii)(F), you will note that subsequent events do not change that certification.

Section 1.103-14 provides the standards for investment during the temporary period preceeding the expenditure of bond proceeds. Sub-section (b)(1) states the three year period allowed. This period may be extended to five years with an architect's certificate attached to the Arbitrage Certificate and beyond if an advanced ruling is received from the IRS. Within the temporary period, sub-section (b)(2) states that 85% of the spendable proceeds must be used during that time. The temporary period is measured from the date of delivery which is the date of issue rather than the date of the bonds themselves.

As a fail-safe measure, any issuer who believes that there might be arbitrage problems due to delay in their projects beyond three years can always elect to reduce the interest on its investments to a rate one-eighth of one percent over the bond rate thus not arbitraging the proceeds at all.

Very truly yours,



Robert B. Flint

RBF/lw

Enclosure



# RECORDS CERTIFICATION



I, the undersigned, an employee of the State of Alaska, do hereby certify that the microfilm images on this microform are accurate reproductions of the original records of the State of Alaska as accumulated during the regular course of business, and that it is the established policy and practice of this State to microfilm its records and to dispose of the original records after microfilm reproductions have been made.

James O Smith  
Signature of Camera Operator

3/20/90  
Date



From The  
**SENATE  
FINANCE COMMITTEE**

---

Kathy

For HB 577

file .

*[Handwritten signature]*

06-08-08-00-00 (08-53-3-03-01-00)

## STATE OF ALASKA -- COMPONENT\_BUDGET\_SUMMARY

10:30

4/14/80

CATEGORY: PUBLIC PROTECTION  
 AGENCY: DEPARTMENT OF COMMERCE & ECONOMIC DEVELOPMENT

PROGRAM: AK PUBLIC UTILITIES COMM.  
 SUB-PROGRAM:

## FISCAL YEAR 1981

EXPENDITURES & FUNDING	(01) FY79 ACT	(02) FY80 ATH	(03) FY80 RP	(04) FY80 SUP	(05) CONT	(06) REQUEST	(07) GOV AMD	(08) GOVERNOR	(09) HOUSE	(10) SENATE	(11) F.C.C.	(12) BILLS	(13) LEG
01 PERS. SERV.	1125.2	1185.5			1177.6	1286.4	71.7	1386.8		1345.2			
02 TRAVEL	73.1	75.0			44.4	57.3		58.1		58.1			
03 CONTRACTUAL	191.3	253.1			165.6	202.7		204.7		204.7			
04 COMMODITIES	10.6	9.5			10.8	14.5		14.6		14.6			
05 EQUIPMENT	5.2				5.4	9.4		10.0		10.0			
06 LANDS/BLDGS													
07 GRANTS, CLMS													
08 MISC.													
** TOTAL EXPEND	1405.4	1523.1			1403.8	1570.3	71.7	1674.2		1632.6			
09 I-A TRANSFER	29.4	36.0			37.6	37.6		37.6		37.6			
10 FED. RECEIPT													
11 G. F. MATCH													
12 GENERAL FUND	1405.4	1418.1			1403.8	1570.3	71.7	1674.2		1632.6			
13 PGM RECEIPTS		105.0											
14 OTHER FUNDS													
15 FULL-TIME	37.0	37.0			36.0	39.0		40.0		40.0			
16 PART-TIME					2.0	2.0		2.0		2.0			
17 TEMPORARY													
18 MAN-MONTHS	363.9	444.0			444.8	480.8		492.8		492.8			

## NEW POSITIONS

TITLE	LOCATION	TYPE	REQ	S&B COST	OTH.COST	TOT.COST	FED.FUND	GEN.FUND	OTH.FUND	GV	HS	SN	F
1 CONS PROT-INFO OFF. II	ANCHORAGE	FULL	1	33.5	2.1	35.6		35.6		1		1	
2 CLERK TYPIST III	ANCHORAGE	FULL	1	17.7	.9	18.6		18.6		1		1	
3 UTIL ENGINEER I	ANCHORAGE	FULL	1	29.1	8.0	37.1		37.1		1		1	
4 ECONOMIST II	ANCHORAGE	FULL	1	38.6	3.5	42.1		42.1		1		1	
5		TEMP	1										
** NEW POSITION TOTALS			5	118.9	14.5	133.4		133.4		4		4	

CATEGORY: PUBLIC PROTECTION  
 AGENCY: DEPARTMENT OF COMMERCE & ECONOMIC DEVELOPMENT

PROGRAM: AK PUBLIC UTILITIES COMM.  
 SUB-PROGRAM:

EXPENDITURES & FUNDING	FISCAL YEAR 1981												
	(01) FY79 ACT	(02) FY80 ATH	(03) FY80 RP	(04) FY80 SUP	(05) CONT	(06) REQUEST	(07) GOV AMD	(08) GOVERNOR	(09) HOUSE	(10) SENATE	(11) F.C.C.	(12) BILLS	(13) LEC
01 PERS. SERV.	1125.2	1185.5			1177.6	1286.4	71.7	1386.8		1345.2			
02 TRAVEL	73.1	75.0			44.4	57.3		58.1		58.1			
03 CONTRACTUAL	191.3	253.1			165.6	202.7		204.7		204.7			
04 COMMODITIES	10.6	9.5			10.8	14.5		14.6		14.6			
05 EQUIPMENT	5.2				5.4	9.4		10.0		10.0			
06 LANDS/BLDGS													
07 GRANTS, CLMS													
08 MISC.													
** TOTAL EXPEND	1405.4	1523.1			1403.8	1570.3	71.7	1674.2		1632.6			
09 I-A TRANSFER	29.4	36.0			37.6	37.6		37.6		37.6			
10 FED. RECEIPT													
11 G. F. MATCH													
12 GENERAL FUND	1405.4	1418.1			1403.8	1570.3	71.7	1674.2		1632.6			
13 PGM RECEIPTS		105.0											
14 OTHER FUNDS													
15 FULL-TIME	37.0	37.0			36.0	39.0		40.0		40.0			
16 PART-TIME					2.0	2.0		2.0		2.0			
17 TEMPORARY													
18 MAN-MONTHS	363.9	444.0			444.8	480.8		492.8		492.8			

## NEW POSITIONS

TITLE	LOCATION	TYPE	REQ	S&B COST	OTH.COST	TOT.COST	FED.FUND	GEN.FUND	OTH.FUND	GV	HS	SN	F
1 CONS PROT-INFO OFF. II	ANCHORAGE	FULL	1	33.5	2.1	35.6		35.6		1		1	
2 CLERK TYPIST III	ANCHORAGE	FULL	1	17.7	.9	18.6		18.6		1		1	
3 UTIL ENGINEER I	ANCHORAGE	FULL	1	29.1	8.0	37.1		37.1		1		1	
4 ECONOMIST II	ANCHORAGE	FULL	1	38.6	3.5	42.1		42.1		1		1	
5		TEMP	1										
** NEW POSITION TOTALS			5	118.9	14.5	133.4		133.4		4		4	

CATEGORY: PUBLIC PROTECTION  
 AGENCY: DEPARTMENT OF COMMERCE & ECONOMIC DEVELOPMENT

PROGRAM: AK PUBLIC UTILITIES COMM.  
 SUB-PROGRAM:

EXPENDITURES & FUNDING	FISCAL YEAR 1981												
	(01) FY79 ACT	(02) FY80 ATH	(03) FY80 RP	(04) FY80 SUP	(05) CONT	(06) REQUEST	(07) GOV AND	(08) GOVERNOR	(09) HOUSE	(10) SENATE	(11) F.C.C.	(12) BILLS	(13) LEG.
01 PERS. SERV.	1125.2	1185.5			1177.6	1286.4	71.7	1386.8		1345.2			
02 TRAVEL	73.1	75.0			44.4	57.3		58.1		58.1			
03 CONTRACTUAL	191.3	253.1			165.6	202.7		204.7		204.7			
04 COMMODITIES	10.6	9.5			10.8	14.5		14.6		14.6			
05 EQUIPMENT	5.2				5.4	9.4		10.0		10.0			
06 LANDS/BLDGS													
07 GRANTS, CLMS													
08 MISC.													
** TOTAL EXPEND	1405.4	1523.1			1403.8	1570.3	71.7	1674.2		1632.6			
09 I-A TRANSFER	29.4	36.0			37.6	37.6		37.6		37.6			
10 FED. RECEIPT													
11 G. F. MATCH													
12 GENERAL FUND	1405.4	1418.1			1403.8	1570.3	71.7	1674.2		1632.6			
13 PGM RECEIPTS		105.0											
14 OTHER FUNDS													
15 FULL-TIME	37.0	37.0			36.0	39.0		40.0		40.0			
16 PART-TIME					2.0	2.0		2.0		2.0			
17 TEMPORARY													
18 MAN-MONTHS	363.9	444.0			444.8	480.8		492.8		492.8			

NEW POSITIONS

TITLE	LOCATION	TYPE	REQ	S&B COST	OTH.COST	TOT.COST	FED.FUND	GEN.FUND	OTH.FUND	GV	HS	SN	FC
1 CONS PROT-INFO OFF. II	ANCHORAGE	FULL	1	33.5	2.1	35.6		35.6		1		1	
2 CLERK TYPIST III	ANCHORAGE	FULL	1	17.7	.9	18.6		18.6		1		1	
3 UTIL ENGINEER	ANCHORAGE	FULL	1	29.1	8.0	37.1		37.1		1		1	
4 ECONOMIST II	ANCHORAGE	FULL	1	38.6	3.5	42.1		42.1		1		1	
5		TEMP	1										
** NEW POSITION TOTALS			5	118.9	14.5	133.4		133.4		4		4	

CATEGORY: PUBLIC PROTECTION  
 AGENCY: DEPARTMENT OF COMMERCE & ECONOMIC DEVELOPMENT

PROGRAM: AK PUBLIC UTILITIES COMM.  
 SUB-PROGRAM:

## ----- F I S C A L Y E A R 1 9 8 1 -----

EXPENDITURES & FUNDING	(01) FY79 ACT	(02) FY80 ATH	(03) FY80 RP	(04) FY80 SUP	(05) CONT	(06) REQUEST	(07) GOV AMD	(08) GOVERNOR	(09) HOUSE	(10) SENATE	(11) F.C.C.	(12) BILLS	(13) LEG
01 PERS. SERV.	1125.2	1185.5			1177.6	1286.4	71.7	1386.8		1345.2			
02 TRAVEL	73.1	75.0			44.4	57.3		58.1		58.1			
03 CONTRACTUAL	191.3	253.1			165.6	202.7		204.7		204.7			
04 COMMODITIES	10.6	9.5			10.8	14.5		14.6		14.6			
05 EQUIPMENT	5.2				5.4	9.4		10.0		10.0			
06 LANDS/BLDGS													
07 GRANTS, CLMS													
08 MISC.													
** TOTAL EXPEND	1405.4	1523.1			1403.8	1570.3	71.7	1674.2		1632.6			
09 I-A TRANSFER	29.4	36.0			37.6	37.6		37.6		37.6			
10 FED. RECEIPT													
11 G. F. MATCH													
12 GENERAL FUND	1405.4	1418.1			1403.8	1570.3	71.7	1674.2		1632.6			
13 PGM RECEIPTS		105.0											
14 OTHER FUNDS													
15 FULL-TIME	37.0	37.0			36.0	39.0		40.0		40.0			
16 PART-TIME					2.0	2.0		2.0		2.0			
17 TEMPORARY													
18 MAN-MONTHS	363.9	444.0			444.8	480.8		492.8		492.8			

## NEW POSITIONS

TITLE	LOCATION	TYPE	REQ	S&B COST	OTH.COST	TOT.COST	FED.FUND	GEN.FUND	OTH.FUND	GV	HS	SN	FC
1 CONS PROT-INFO OFF. II	ANCHORAGE	FULL	1	33.5	2.1	35.6		35.6		1		1	
2 CLERK TYPIST III	ANCHORAGE	FULL	1	17.7	.9	18.6		18.6		1		1	
3 UTIL ENGINEER I	ANCHORAGE	FULL	1	29.1	8.0	37.1		37.1		1		1	
4 ECONOMIST II	ANCHORAGE	FULL	1	38.6	3.5	42.1		42.1		1		1	
5		TEMP	1										
** NEW POSITION TOTALS			5	118.9	14.5	133.4		133.4		4		4	

CATEGORY: PUBLIC PROTECTION  
 AGENCY: DEPARTMENT OF COMMERCE & ECONOMIC DEVELOPMENT

PROGRAM: AK PUBLIC UTILITIES COMM.  
 SUB-PROGRAM:

EXPENDITURES & FUNDING	FISCAL YEAR 1981												
	(01) FY79 ACT	(02) FY80 ATH	(03) FY80 RP	(04) FY80 SUP	(05) CONT	(06) REQUEST	(07) GOV AMD	(08) GOVERNOR	(09) HOUSE	(10) SENATE	(11) F.C.C.	(12) BILLS	(13) LEG
01 PERS. SERV.	1125.2	1185.5			1177.6	1286.4	71.7	1386.8		1345.2			
02 TRAVEL	73.1	75.0			44.4	57.3		58.1		58.1			
03 CONTRACTUAL	191.3	253.1			165.6	202.7		204.7		204.7			
04 COMMODITIES	10.6	9.5			10.8	14.5		14.6		14.6			
05 EQUIPMENT	5.2				5.4	9.4		10.0		10.0			
06 LANDS/BLDGS													
07 GRANTS, CLMS													
08 MISC.													
** TOTAL EXPEND	1405.4	1523.1			1403.8	1570.3	71.7	1674.2		1632.6			
09 I-A TRANSFER	29.4	36.0			37.6	37.6		37.6		37.6			
10 FED. RECEIPT													
11 G. F. MATCH													
12 GENERAL FUND	1405.4	1418.1			1403.8	1570.3	71.7	1674.2		1632.6			
13 PGM RECEIPTS		105.0											
14 OTHER FUNDS													
15 FULL-TIME	37.0	37.0			36.0	39.0		40.0		40.0			
16 PART-TIME					2.0	2.0		2.0		2.0			
17 TEMPORARY													
18 MAN-MONTHS	363.9	444.0			444.8	480.8		492.8		492.8			

## NEW POSITIONS

TITLE	LOCATION	TYPE	REQ	S&B COST	OTH.COST	TOT.COST	FED.FUND	GEN.FUND	OTH.FUND	GV	HS	SN	F
1 CONS PROT-INFO OFF. II	ANCHORAGE	FULL	1	33.5	2.1	35.6		35.6		1		1	
2 CLERK TYPIST III	ANCHORAGE	FULL	1	17.7	.9	18.6		18.6		1		1	
3 UTIL ENGINEER I	ANCHORAGE	FULL	1	29.1	8.0	37.1		37.1		1		1	
4 ECONOMIST II	ANCHORAGE	FULL	1	38.6	3.5	42.1		42.1		1		1	
5		TEMP	1										
** NEW POSITION TOTALS			5	118.9	14.5	133.4		133.4		4		4	

CATEGORY: PUBLIC PROTECTION  
 AGENCY: DEPARTMENT OF COMMERCE & ECONOMIC DEVELOPMENT

PROGRAM: AK PUBLIC UTILITIES COMM.  
 SUB-PROGRAM:

EXPENDITURES & FUNDING	FISCAL YEAR 1981												
	(01) FY79 ACT	(02) FY80 ATH	(03) FY80 RP	(04) FY80 SUP	(05) CONT	(06) REQUEST	(07) GOV AMD	(08) GOVERNOR	(09) HOUSE	(10) SENATE	(11) F.C.C.	(12) BILLS	LEG
01 PERS. SERV.	1125.2	1185.5			1177.6	1286.4	71.7	1386.8		1345.2			
02 TRAVEL	73.1	75.0			44.4	57.3		58.1		58.1			
03 CONTRACTUAL	191.3	253.1			165.6	202.7		204.7		204.7			
04 COMMODITIES	10.6	9.5			10.8	14.5		14.6		14.6			
05 EQUIPMENT	5.2				5.4	9.4		10.0		10.0			
06 LANDS/BLDGS													
07 GRANTS, CLMS													
08 MISC.													
** TOTAL EXPEND	1405.4	1523.1			1403.8	1570.3	71.7	1674.2		1631.6			
09 I-A TRANSFER	29.4	36.0			37.6	37.6		37.6		37.6			
10 FED. RECEIPT													
11 G. F. MATCH													
12 GENERAL FUND	1405.4	1418.1			1403.8	1570.3	71.7	1674.2		1632.6			
13 PGM RECEIPTS		105.0											
14 OTHER FUNDS													
15 FULL-TIME	37.0	37.0			36.0	39.0		40.0		40.0			
16 PART-TIME					2.0	2.0		2.0		2.0			
17 TEMPORARY													
18 MAN-MONTHS	363.9	444.0			444.8	480.8		492.8		492.8			

## NEW POSITIONS

TITLE	LOCATION	TYPE	REQ	S&B COST	OTH.COST	TOT.COST	FED.FUND	GEN.FUND	OTH.FUND	GV	HS	SN	FO
1 CONS PROT-INFO OFF. II	ANCHORAGE	FULL	1	33.5	2.1	35.6		35.6		1		1	
2 CLERK TYPIST III	ANCHORAGE	FULL	1	17.7	.9	18.6		18.6		1		1	
3 UTIL ENGINEER I	ANCHORAGE	FULL	1	29.1	8.0	37.1		37.1		1		1	
4 ECONOMIST II	ANCHORAGE	FULL	1	38.6	3.5	42.1		42.1		1		1	
5		TEMP	1										
** NEW POSITION TOTALS			5	118.9	14.5	133.4		133.4		4		4	

CATEGORY: PUBLIC PROTECTION  
 AGENCY: DEPARTMENT OF COMMERCE & ECONOMIC DEVELOPMENT

PROGRAM: AK PUBLIC UTILITIES COMM.  
 SUB-PROGRAM:

EXPENDITURES & FUNDING	FISCAL YEAR 1981												
	(01) FY79 ACT	(02) FY80 ATH	(03) FY80 RP	(04) FY80 SUP	(05) CONT	(06) REQUEST	(07) GOV AMD	(08) GOVERNOR	(09) HOUSE	(10) SENATE	(11) F.C.C.	(12) BILLS	(13) LEG
01 PERS. SERV.	1125.2	1185.5			1177.6	1286.4	71.7	1386.8		1345.2			
02 TRAVEL	73.1	75.0			44.4	57.3		58.1		58.1			
03 CONTRACTUAL	191.3	253.1			165.6	202.7		204.7		204.7			
04 COMMODITIES	10.6	9.5			10.8	14.5		14.6		14.6			
05 EQUIPMENT	5.2				5.4	9.4		10.0		10.0			
06 LANDS/BLDGS													
07 GRANTS, CLMS													
08 MISC.													
** TOTAL EXPEND	1405.4	1523.1			1403.8	1570.3	71.7	1674.2		1632.6			
09 I-A TRANSFER	29.4	36.0			37.6	37.6		37.6		37.6			
10 FED. RECEIPT													
11 G. F. MATCH													
12 GENERAL FUND	1405.4	1418.1			1403.8	1570.3	71.7	1674.2		1632.6			
13 PGM RECEIPTS		105.0											
14 OTHER FUNDS													
15 FULL-TIME	37.0	37.0			36.0	39.0		40.0		40.0			
16 PART-TIME					2.0	2.0		2.0		2.0			
17 TEMPORARY													
18 MAN-MONTHS	363.9	444.0			444.8	480.8		492.8		492.8			

## NEW POSITIONS

TITLE	LOCATION	TYPE	REQ	S&B COST	OTH.COST	TOT.COST	FED.FUND	GEN.FUND	OTH.FUND	GV	HS	SN	FC
1 CONS PROT-INFO OFF. II	ANCHORAGE	FULL	1	33.5	2.1	35.6		35.6		1		1	
2 CLERK TYPIST III	ANCHORAGE	FULL	1	17.7	.9	18.6		18.6		1		1	
3 UTIL ENGINEER I	ANCHORAGE	FULL	1	29.1	8.0	37.1		37.1		1		1	
4 ECONOMIST II	ANCHORAGE	FULL	1	38.6	3.5	42.1		42.1		1		1	
5		TEMP	1										
** NEW POSITION TOTALS			5	118.9	14.5	133.4		133.4		4		4	

CATEGORY: PUBLIC PROTECTION  
 AGENCY: DEPARTMENT OF COMMERCE & ECONOMIC DEVELOPMENT

PROGRAM: AK PUBLIC UTILITIES COMM.  
 SUB-PROGRAM:

EXPENDITURES & FUNDING	FISCAL YEAR 1981												
	(01) FY79 ACT	(02) FY80 ATH	(03) FY80 RP	(04) FY80 SUP	(05) CONT	(06) REQUEST	(07) GOV AMD	(08) GOVERNOR	(09) HOUSE	(10) SENATE	(11) F.C.C.	(12) BILLS	(13) LEC
01 PERS. SERV.	1125.2	1185.5			1177.6	1286.4	71.7	1386.8		1345.2			
02 TRAVEL	73.1	75.0			44.4	57.3		58.1		58.1			
03 CONTRACTUAL	191.3	253.1			165.6	202.7		204.7		204.7			
04 COMMODITIES	10.6	9.5			10.8	14.5		14.6		14.6			
05 EQUIPMENT	5.2				5.4	9.4		10.0		10.0			
06 LANDS/BLDGS													
07 GRANTS, CLMS													
08 MISC.													
** TOTAL EXPEND	1405.4	1523.1			1403.8	1570.3	71.7	1674.2		1632.6			
09 I-A TRANSFER	29.4	36.0			37.6	37.6		37.6		37.6			
10 FED. RECEIPT													
11 G. F. MATCH													
12 GENERAL FUND	1405.4	1418.1			1403.8	1570.3	71.7	1674.2		1632.6			
13 PGM RECEIPTS		105.0											
14 OTHER FUNDS													
15 FULL-TIME	37.0	37.0			36.0	39.0		40.0		40.0			
16 PART-TIME					2.0	2.0		2.0		2.0			
17 TEMPURARY													
18 MAN-MONTHS	363.9	444.0			444.8	480.8		492.8		492.8			

## NEW POSITIONS

TITLE	LOCATION	TYPE	REQ	S&B COST	JTH.COST	TOT.COST	FED.FUND	GEN.FUND	OTH.FUND	GV	HS	SN	FO
1 CONS PROT-INFO OFF. II	ANCHORAGE	FULL	1	33.5	2.1	35.6		35.6		1		1	
2 CLERK TYPIST III	ANCHORAGE	FULL	1	17.7	.9	18.6		18.6		1		1	
3 UTIL ENGINEER I	ANCHORAGE	FULL	1	29.1	8.0	37.1		37.1		1		1	
4 ECONOMIST II	ANCHORAGE	FULL	1	38.6	3.5	42.1		42.1		1		1	
5		TEMP	1										
** NEW POSITION TOTALS			5	118.9	14.5	133.4		133.4		4		4	

CATEGORY: PUBLIC PROTECTION  
 AGENCY: DEPARTMENT OF COMMERCE & ECONOMIC DEVELOPMENT

PROGRAM: AK PUBLIC UTILITIES COMM.  
 SUB-PROGRAM:

## ----- F I S C A L Y E A R 1 9 8 1 -----

EXPENDITURES & FUNDING	(01) FY79 ACT	(02) FY80 ATH	(03) FY80 RP	(04) FY80 SUP	(05) CONT	(06) REQUEST	(07) GOV AND	(08) GOVERNOR	(09) HOUSE	(10) SENATE	(11) F.C.C.	(12) BILLS	(13) LEG.
01 PERS. SERV.	1125.2	1185.5			1177.6	1286.4	71.7	1386.8		1345.2			
02 TRAVEL	73.1	75.0			44.4	57.3		58.1		58.1			
03 CONTRACTUAL	191.3	253.1			165.6	202.7		204.7		204.7			
04 COMMODITIES	10.6	9.5			10.8	14.5		14.6		14.6			
05 EQUIPMENT	5.2				5.4	9.4		10.0		10.0			
06 LANDS/BLDGS													
07 GRANTS, CLMS													
08 MISC.													
** TOTAL EXPEND	1405.4	1523.1			1403.8	1570.3	71.7	1674.2		1632.6			
09 I-A TRANSFER	29.4	36.0			37.6	37.6		37.6		37.6			
10 FED. RECEIPT													
11 G. F. MATCH													
12 GENERAL FUND	1405.4	1418.1			1403.8	1570.3	71.7	1674.2		1632.6			
13 PGM RECEIPTS		105.0											
14 OTHER FUNDS													
15 FULL-TIME	37.0	37.0			36.0	39.0		40.0		40.0			
16 PART-TIME					2.0	2.0		2.0		2.0			
17 TEMPORARY													
18 MAN-MONTHS	363.9	444.0			444.8	480.8		492.8		492.8			

## NEW POSITIONS

TITLE	LOCATION	TYPE	REQ	S&B COST	OTH.COST	TOT.COST	FED.FUND	GEN.FUND	OTH.FUND	GV	HS	SN	FC
1 CONS PROT-INFO OFF. II	ANCHORAGE	FULL	1	33.5	2.1	35.6		35.6		1		1	
2 CLERK TYPIST III	ANCHORAGE	FULL	1	17.7	.9	18.6		18.6		1		1	
3 UTIL ENGINEER I	ANCHORAGE	FULL	1	29.1	8.0	37.1		37.1		1		1	
4 ECONOMIST II	ANCHORAGE	FULL	1	38.6	3.5	42.1		42.1		1		1	
5		TEMP	1										
** NEW POSITION TOTALS			5	118.9	14.5	133.4		133.4		4		4	

March 4, 1980

ANALYSIS OF CS FOR HB 577 (Act making supplemental appropriation  
for the operating expenses of state  
government . . . )

The original bill was a supplemental appropriation to cover all of  
the budgets that were short funded for FY 80.

In addition, it included the following items for the Court System:

Supreme Court:	Personnel - \$10.0 (Externs for Spring Semester)
	Travel - \$35.2 (Replace 25% cut - \$19.6 20% inflation - 15.6)
Trial Courts:	Personnel - \$ 5.8 (Make PPT into PFT position in Dillingham)
	Travel - \$59.7 (Anchorage assistance from outside judges, inflation)
Administration	Travel - \$ 7.5 (Inflation)
	Leasehold - \$135.2 (Court funds expended on replacing boiler in Anchorage Court Building)
Summary:	Personnel - \$ 15.8
	Travel - \$102.4
	Leasehold - \$ 26.0
	<u>\$144.2</u>

CS for HB 577 added the following budgets that were short funded for  
FY 80 but omitted from the original bill:

1. \$827,700 for the University of Alaska  
Data Processing  
Page 1, Line 18
2. \$581,800 for the Department of Labor - OSHA  
Page 4, Line 12
3. \$215,000 for the Department of Commerce and  
Economic Development - Loan Fund Administration  
Page 6, Line 28
4. \$596,000 for funding of HB 66 (Re: Management and  
disposal of public land, Ch. 85, SLA 1979)  
Page 11, Line 29.

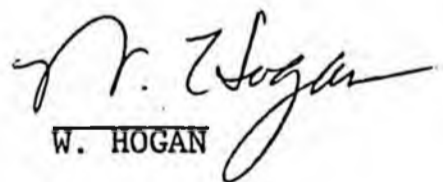
The Committee Substitute deleted all items for the Department of Conservation which were in the original bill, \$1,964,787.

The Senate Finance Committee Substitute for the Committee Substitute has:

1. Added back the Department of Conservation items which were deleted in the Committee Substitute. Amount \$1,964,787. Page 4.
2. Increased funding for North Slope Haul Road FY '81 maintenance by \$3,685.0, from \$360,000 to \$4,045,000.

Summary:

	<u>Appropriation</u>	<u>Fund Sources</u>	
		<u>General</u>	<u>Other</u>
CS for HB 577 am	\$43,037,054	\$38,038,234	\$4,998,820
Dept. of Conservation	1,964,787	1,290,498	674,289
Haul Road Maintenance	3,685,000	3,685,000	-
	<u>\$48,686,841</u>	<u>\$43,013,732</u>	<u>\$5,673,109</u>

  
W. HOGAN



Original sponsor: Finance Committee

Offered: 2/22/80  
Referred: Rules

Funding Information

General Fund	\$43,013,732
Other Funds	5,673,109
	<u>\$48,686,841</u>

1 IN THE HOUSE BY THE FINANCE COMMITTEE

2 SENATE CS FOR CS FOR HOUSE BILL NO. 577

3 IN THE LEGISLATURE OF THE STATE OF ALASKA

4 ELEVENTH LEGISLATURE - SECOND SESSION

5 A BILL

6 For an Act entitled: "An Act making supplemental appropriations for the  
7 operating expenses of state government; and providing  
8 for an effective date."

9 BE IT ENACTED BY THE LEGISLATURE OF THE STATE OF ALASKA:

10 \* Section 1. The sum of \$48,090,841 is appropriated for the allocation  
11 and appropriation items indicated as follows for the fiscal year ending  
12 June 30, 1980:

	Allocations	Appropriation	Fund Sources	
		Items	General	Other
	UNIVERSITY OF ALASKA			
16	University of Alaska			
17	Statewide Administration			
18	Data Processing Service	\$ 827,700	\$ 777,700	\$ 50,000
19	NATURAL RESOURCE MANAGEMENT			
20	Department of Natural Resources			
21	Management and			
22	Administration	534,963	486,915	48,048
23	Office of the			
24	Commissioner	\$ 287,364		
25	Planning and			
26	Research	247,599		
27	Mineral and Energy			
28	Management	507,342	507,342	
29	Leasing Manage-			

1	ment	99,423			
2	Petroleum				
3	Management	260,667			
4	Minerals Manage-				
5	ment	17,325			
6	Administration	129,921			
7	Geological and Geo-				
8	physical Programs		656,667	565,422	91,245
9	Resource Investiga-				
10	tions	367,587			
11	Publications	48,213			
12	Mineral Labora-				
13	tory	112,497			
14	Regulations and				
15	Information	57,816			
16	Administration	70,554			
17	Oil and Gas - Con-				
18	servation		559,482	559,482	
19	Royalty Oil and Gas				
20	Board		47,487	47,487	
21	Land Management		583,836	558,030	25,806
22	Central Office	417,120			
23	Land and Water				
24	Director	49,335			
25	Water Management	117,381			
26	Lands Administration				
27	and Support		583,869	573,144	10,725
28	Lands Management	314,325			
29	Classification	269,544			

1	Cadastral Engineering		1,064,382	1,064,382	
2	Forest Protection and				
3	Management		363,594	306,702	56,892
4	Fire Protection -				
5	State	60,093			
6	Fire Protection -				
7	BLM	122,727			
8	Research and				
9	Technical	34,188			
10	Management and				
11	Timber Sales	71,676			
12	Administration	74,910			
13	District Operations		1,702,404	1,570,569	131,835
14	Southeast Dis-				
15	trict	284,097			
16	Southcentral				
17	District	812,427			
18	Northcentral				
19	District	605,880			
20	Alaska Conservation				
21	Action Corps		151,866	30,360	121,506
22	Parks and Recreation -				
23	Districts		670,923	670,923	
24	Mat-Su	152,988			
25	Chugach	148,962			
26	Kenai-Kodiak	95,337			
27	Southeast	83,292			
28	Copper Basin	48,279			
29	Interior	125,334			

1	Operations			
2	Administration	16,731		
3	Park Management	186,516	171,567	14,949
4	Park Development	63,921		
5	State-Federal			
6	Coordination	29,898		
7	Administration and			
8	Support	92,697		
9	Historic Resource Management	99,198	49,599	49,599
10	Department of Environmental Conservation			
11	Water Programs	545,985	325,743	220,242
12	Water Pollution			
13	Control	139,887		
14	Water Supply	252,120		
15	Facility Construction			
16	and Operation	113,949		
17	Directors Office	40,029		
18	Environmental			
19	Analysis	110,517	77,517	33,000
20	Terrestrial Programs	208,857	106,029	102,828
21	Air Quality	68,409		
22	Land Use	108,570		
23	Directors Office	31,878		
24	Administration and Support	449,658	329,670	119,988
25	Office of the			
26	Commissioner	103,686		
27	Management Ser-			
28	vices	102,102		
29	Technical Ser-			

1	vices	107,514		
2	Program Coor-			
3	dination	136,356		
4	Gas Pipeline Impact			
5	Gas Pipeline Impact		59,004	59,004
6	Regional Offices		508,266	369,039
7	Southeast Region	89,760		
8	Southcentral			
9	Region	198,396		
10	Northern Region	170,412		
11	Prince William Sound			
12	Region	49,698		
13	Tanker and Oil Terminal Safety		82,500	82,500
14				
			PUBLIC PROTECTION	
15	Department of Labor			
16	OSHA		581,800	325,000
17	General Adminis-			
18	tration	98,700		
19	Compliance Inspec-			
20	tion	258,700		
21	Health Inspec-			
22	tion	48,500		
23	Training and Consul-			
24	tation	116,500		
25	Planning and			
26	Standards	27,400		
27	Research Con-			
28	tracts	32,000		

ADMINISTRATION OF JUSTICE

1	Department of Health and Social Services		
2	Adult Confinement	3,482,800	3,482,800
3	Palmer Correction		
4	Center	273,150	
5	Anchorage State Correction		
6	Center	248,800	
7	Juneau Correction		
8	Center	454,475	
9	Fairbanks Correction		
10	Center	510,850	
11	Ketchikan Correction		
12	Center	182,625	
13	Anchorage Annex Correction		
14	Center	397,725	
15	Eagle River Correction		
16	Center	496,400	
17	Ridgeview Manor	237,250	
18	Nome Correction		
19	Center	171,000	
20	Out-of-State Contractual		
21	Services	300,725	
22	Major Medical and		
23	Guard Hire	134,950	
24	Community Based		
25	Programs	74,850	
26	Juvenile Confinement	1,625,075	1,625,075
27	McLaughlin Youth		
28	Center	937,550	
29	Institutional		

1	Care	631,250		
2	Foster Care	52,675		
3	Major Medical and			
4	Guard Hire	3,600		
5	Probation and Parole		784,375	784,375
6	First Judicial			
7	District	164,650		
8	Second Judicial			
9	District	28,275		
10	Third Judicial			
11	District	410,975		
12	Fourth Judicial			
13	District	180,475		
14	Division of Corrections			
15	Director's Office		267,050	267,050
16	Offender Confinement Reformation			
17	and Supervision			
18	Parole Board		38,725	38,725
19	Alaska Court System			
20	Alaska Court System		5,423,475	5,387,725 35,750
21	Supreme Court	447,225		
22	Trial Courts	4,253,325		
23	Administration and			
24	Support	722,925		
25	Alaska Court System			
26	Judicial Council		69,100	69,100
27	Alaska Court System			
28	Judicial Qualifications		6,900	6,900
29			DEVELOPMENT	

1	Department of Commerce and Economic			
2	Development			
3	Loan Fund Administration	215,100	215,100	
4				
5	Department of Transportation			
6	Administration	1,412,535	1,277,370	135,165
7	Commissioner's			
8	Office	59,235		
9	Transportation			
10	Planning	82,590		
11	Internal Review	65,100		
12	Administrative Ser-			
13	vices	761,130		
14	Financial Manage-			
15	ment	295,890		
16	Right of Way Lands and			
17	Leasing	148,590		
18	Maintenance and Operations	213,255	150,255	63,000
19	Administration	105,255		
20	Safety and			
21	Security	108,000		
22	Marine Transportation	5,772,345	5,753,910	18,435
23	Southeast Vessel			
24	Operations	3,830,955		
25	Southeast Vessel			
26	Overhaul	556,095		
27	Southeast Shore			
28	Facilities	208,635		
29	Southwest Vessel			

1	Operations	801,945		
2	Southwest Vessel			
3	Overhaul	74,565		
4	Southwest Shore			
5	Facilities	76,275		
6	Administration	223,875		
7	Southeast Region Operations			
8	and Maintenance		897,555	882,255 15,300
9	Airports	46,905		
10	Highways	804,090		
11	Administration	46,560		
12	Central Region Operations			
13	and Maintenance		2,939,550	2,882,745 56,805
14	Airports	607,710		
15	Highways	2,197,545		
16	Administration	134,295		
17	Southcentral Region Operations			
18	and Maintenance		1,046,220	1,042,365 3,855
19	Airports	90,045		
20	Highways	900,465		
21	Administration	55,710		
22	Interior Region Operations			
23	and Maintenance		5,759,215	5,700,235 58,980
24	Airports	239,790		
25	Highways	1,385,145		
26	Administration	89,280		
27	North Slope Haul			
28	Road	4,045,000		
29	Western Region Operations			

1	and Maintenance		456,330	451,905	4,425
2	Airports	198,075			
3	Highways	214,335			
4	Administration	43,920			
5	Anchorage International				
6	Airport		1,180,095		1,180,095
7	Field Main-				
8	tenance	275,895			
9	Building Main-				
10	tenance	180,165			
11	Security	267,405			
12	Custodial	166,995			
13	Administration	186,990			
14	Equipment	102,645			
15	Fairbanks International Airport		585,045		585,045
16	Field Main-				
17	tenance	131,850			
18	Building Main-				
19	tenance	104,955			
20	Security	235,755			
21	Custodial	42,435			
22	Administration	70,050			
23	Highway Design and Construction		208,605	208,605	
24	Director	47,880			
25	Highway Design	79,695			
26	Highway Construc-				
27	tion	81,030			
28	Aviation Design and Construction		75,465	29,295	46,170
29	Director	18,795			

1 Aviation Design 32,370  
 2 Aviation Construc-  
 3 tion 24,300

4 GENERAL GOVERNMENT

5 Department of Transportation

6 Public Facilities Design and

7 Construction 493,965 493,965

8 Construction 21,390

9 Administration 47,775

10 Design 32,190

11 Procurement

12 Policy 356,175

13 Research and Develop-

14 ment 18,120

15 Office of Deputy

16 Commissioner 18,315

17 Public Facilities Maintenance

18 and Operations 1,642,290 1,451,730 190,560

19 Maintenance and Operations,

20 Southeastern 536,280

21 Maintenance and Operations,

22 Central 326,985

23 Maintenance and Operations,

24 Interior 399,735

25 Maintenance and Operations,

26 Western 66,045

27 Maintenance and Operations,

28 Southcentral 176,850

29 Maintenance and Operations Interior-

1	Haul Road	136,395			
2	Communications		279,195	275,790	3,405
3	Support to State				
4	Agencies	241,845			
5	Remote Village				
6	Radio	30,585			
7	North Slope Haul				
8	Road	6,765			
9	TV Demonstration				
10	Project		383,085	383,085	
11	State Equipment Fleet		1,746,675	2,250	1,744,425
12	Central District	588,660			
13	Interior Dis-				
14	trict	459,195			
15	Southeastern				
16	District	174,360			
17	Western District	90,060			
18	Southcentral				
19	District	278,460			
20	Administration and				
21	Support	74,880			
22	North Slope Haul				
23	Road	81,060			

24 \* Sec. 2. The appropriations made by sec. 1 of this Act are from the  
 25 following fund sources:

26	Federal Receipts			\$ 1,358,112
27	General Fund			42,417,732
28	Interagency Receipts			356,423
29	International Airport Revenue Fund			1,903,830

1	Highway Working Capital Fund	1,744,425
2	Program Receipts	<u>310,319</u>
3		\$48,090,841

4 \* Sec. 3. The sum of \$596,000 is appropriated from the general fund to  
5 the Department of Natural Resources to provide additional financing to carry  
6 out the provisions of ch. 85, SLA 1979 for the fiscal year ending June 30,  
7 1980.

8 \* Sec. 4. This Act takes effect immediately in accordance with AS 01.10.-  
9 070(c).

10  
11  
12  
13  
14  
15  
16  
17  
18  
19  
20  
21  
22  
23  
24  
25  
26  
27  
28  
29

Original sponsor: Finance Committee

Offered: 2/8/80  
Referred: Rules

Funding Information

General Fund	\$35,246,678
Other Funds	4,962,289
	<u>\$40,208,967</u>

1 IN THE HOUSE BY THE FINANCE COMMITTEE

2 CS FOR HOUSE BILL NO. 577 (Finance)

3 IN THE LEGISLATURE OF THE STATE OF ALASKA

4 ELEVENTH LEGISLATURE - SECOND SESSION

5 A BILL

6 For an Act entitled: "An Act making supplemental appropriations for the  
7 operating expenses of state government; and providing  
8 for an effective date."

9 BE IT ENACTED BY THE LEGISLATURE OF THE STATE OF ALASKA:

10 \* Section 1. The sum of \$40,208,967 is appropriated for the allocation  
11 and appropriation items indicated as follows for the fiscal year ending  
12 June 30, 1980:

	Allocations	Appropriation	Fund Sources	
		Items	General	Other
UNIVERSITY OF ALASKA				
University of Alaska				
Statewide Administration				
	Data Processing Service	\$ 827,700	\$ 777,700	\$ 50,000
NATURAL RESOURCE MANAGEMENT				
Department of Natural Resources				
Management and				
	Administration	534,963	486,915	48,048
Office of the				
	Commissioner \$ 287,364			
Planning and				
	Research	247,599		
Mineral and Energy				
	Management	507,342	507,342	
	Leasing Manage-			

1	ment	99,429		
2	Petroleum			
3	Management	260,667		
4	Minerals Manage-			
5	ment	17,325		
6	Administration	129,921		
7	Geological and Geo-			
8	physical Programs	656,667	565,422	91,245
9	Resource Investiga-			
10	tions	367,587		
11	Publications	48,213		
12	Mineral Labora-			
13	tory	112,497		
14	Regulations and			
15	Information	57,816		
16	Administration	70,554		
17	Oil and Gas - Con-			
18	servation	559,482	559,482	
19	Royalty Oil and Gas			
20	Board	47,487	47,487	
21	Forest Protection and			
22	Management	363,594	306,702	56,892
23	Fire Protection -			
24	State	60,093		
25	Fire Protection -			
26	BLM	122,727		
27	Research and			
28	Technical	34,188		
29	Management and			

1	Timber Sales	71,676			
2	Administration	74,910			
3	District Operations		1,702,404	1,570,569	131,835
4	Southeast Dis-				
5	trict	284,097			
6	Southcentral				
7	District	812,427			
8	Northcentral				
9	District	605,880			
10	Alaska Conservation				
11	Action Corps		151,866	30,360	121,506
12	Parks and Recreation -				
13	Districts		670,923	670,923	
14	Mat-Su	152,988			
15	Chugach	148,962			
16	Kenai-Kodiak	95,337			
17	Southeast	83,292			
18	Copper Basin	48,279			
19	Interior	125,334			
20	Operations				
21	Administration	16,731			
22	Park Management		186,516	171,567	14,949
23	Park Development	63,921			
24	State-Federal				
25	Coordination	29,898			
26	Administration and				
27	Support	92,697			
28	Historic Resource Management		99,198	49,599	49,599

PUBLIC PROTECTION

1	Department of Labor			
2	OSHA	581,800	325,000	256,800
3	General Adminis-			
4	tration	98,700		
5	Compliance Inspec-			
6	tion	258,700		
7	Health Inspec-			
8	tion	48,500		
9	Training and Consul-			
10	tation	116,500		
11	Planning and			
12	Standards	27,400		
13	Research Con-			
14	tracts	32,000		
15	ADMINISTRATION OF JUSTICE			
16	Department of Health and Social Services			
17	Adult Confinement	3,482,800	3,482,800	
18	Palmer Correction			
19	Center	273,150		
20	Anchorage State Correction			
21	Center	248,800		
22	Juneau Correction			
23	Center	454,475		
24	Fairbanks Correction			
25	Center	510,850		
26	Ketchikan Correction			
27	Center	182,625		
28	Anchorage Annex Correction			
29	Center	397,725		

1	Eagle River Correction		
2	Center	496,400	
3	Ridgeview Manor	237,250	
4	Nome Correction		
5	Center	171,000	
6	Out-of-State Contractual		
7	Services	300,725	
8	Major Medical and		
9	Guard Hire	134,950	
10	Community Based		
11	Programs	74,850	
12	Juvenile Confinement	1,625,075	1,625,075
13	McLaughlin Youth		
14	Center	937,550	
15	Institutional		
16	Care	631,250	
17	Foster Care	52,675	
18	Major Medical and		
19	Guard Hire	3,600	
20	Probation and Parole	784,375	784,375
21	First Judicial		
22	District	164,650	
23	Second Judicial		
24	District	28,275	
25	Third Judicial		
26	District	410,975	
27	Fourth Judicial		
28	District	180,475	
29	Division of Corrections		

1	Director's Office	267,050	267,050	
2	Offender Confinement Reformation			
3	and Supervision			
4	Parole Board	38,725	38,725	
5	Alaska Court System			
6	Alaska Court System	5,423,475	5,387,725	35,750
7	Supreme Court	447,225		
8	Trial Courts	4,253,325		
9	Administration and			
10	Support	722,925		
11	Alaska Court System			
12	Judicial Council	69,100	69,100	
13	Alaska Court System			
14	Judicial Qualifications	6,900	6,900	
15		DEVELOPMENT		
16	Department of Commerce and Economic			
17	Development			
18	Loan Fund Administration	215,100	215,100	
19		TRANSPORTATION		
20	Department of Transportation			
21	Administration	1,412,535	1,277,370	135,165
22	Commissioner's			
23	Office	59,235		
24	Transportation			
25	Planning	82,590		
26	Internal Review	65,100		
27	Administrative Ser-			
28	vices	761,130		
29	Financial Manage-			

1	ment	295,890			
2	Right of Way Lands and				
3	Leasing	148,590			
4	Maintenance and Operations		213,255	150,255	63,000
5	Administration	105,255			
6	Safety and				
7	Security	108,000			
8	Marine Transportation		5,772,345	5,753,910	18,435
9	Southeast Vessel				
10	Operations	3,830,955			
11	Southeast Vessel				
12	Overhaul	556,095			
13	Southeast Shore				
14	Facilities	208,635			
15	Southwest Vessel				
16	Operations	801,945			
17	Southwest Vessel				
18	Overhaul	74,565			
19	Southwest Shore				
20	Facilities	76,275			
21	Administration	223,875			
22	Southeast Region Operations				
23	and Maintenance		897,555	882,255	15,300
24	Airports	46,905			
25	Highways	804,090			
26	Administration	46,560			
27	Central Region Operations				
28	and Maintenance		2,939,550	2,882,745	56,805
29	Airports	607,710			

1	Highways	2,197,545			
2	Administration	134,295			
3	Southcentral Region Operations				
4	and Maintenance		1,046,220	1,042,365	3,855
5	Airports	90,045			
6	Highways	900,465			
7	Administration	55,710			
8	Interior Region Operations				
9	and Maintenance		2,074,215	2,015,235	58,980
10	Airports	239,790			
11	Highways	1,385,145			
12	Administration	89,280			
13	North Slope Haul				
14	Road	360,000			
15	Western Region Operations				
16	and Maintenance		456,330	451,905	4,425
17	Airports	198,075			
18	Highways	214,335			
19	Administration	43,920			
20	Anchorage International				
21	Airport		1,180,095		1,180,095
22	Field Main-				
23	tenance	275,895			
24	Building Main-				
25	tenance	180,165			
26	Security	267,405			
27	Custodial	166,995			
28	Administration	186,990			
29	Equipment	102,645			



1	Office of Deputy			
2	Commissioner	18,315		
3	Public Facilities Maintenance			
4	and Operations	1,642,290	1,451,730	190,560
5	Maintenance and Operations,			
6	Southeastern	536,280		
7	Maintenance and Operations,			
8	Central	326,985		
9	Maintenance and Operations,			
10	Interior	399,735		
11	Maintenance and Operations,			
12	Western	66,045		
13	Maintenance and Operations,			
14	Southcentral	176,850		
15	Maintenance and Operations Interior-			
16	Haul Road	136,395		
17	Communications	279,195	275,790	3,405
18	Support to State			
19	Agencies	241,845		
20	Remote Village			
21	Radio	30,585		
22	North Slope Haul			
23	Road	6,765		
24	TV Demonstration			
25	Project	383,085	383,085	
26	State Equipment Fleet	1,746,675	2,250	1,744,425
27	Central District	588,660		
28	Interior Dis-			
29	trict	459,195		

1 Southeastern  
 2 District 174,360  
 3 Western District 90,060  
 4 Southcentral  
 5 District 278,460  
 6 Administration and  
 7 Support 74,880  
 8 North Slope Haul  
 9 Road 81,060

10 \* Sec. 2. The appropriations made by sec. 1 of this Act are from the  
 11 following fund sources:

12	Federal Receipts	\$ 773,550
13	General Fund	35,246,678
14	Interagency Receipts	289,169
15	International Airport Revenue Fund	1,903,830
16	Highway Working Capital Fund	1,744,425
17	Program Receipts	<u>251,315</u>
18		\$40,208,967

19 \* Sec. 3. This Act takes effect immediately in accordance with AS 01.10.-  
 20 070(c).

21  
 22  
 23  
 24  
 25  
 26  
 27  
 28  
 29

Original sponsor: Finance Committee

Offered: 2/8/80  
Referred: Rules

Funding Information

General Fund	\$38,038,234
Other Funds	4,998,820
	<u>\$43,037,054</u>

1 IN THE HOUSE BY THE FINANCE COMMITTEE

2 CS FOR HOUSE BILL NO. 577(Finance) am

3 IN THE LEGISLATURE OF THE STATE OF ALASKA

4 ELEVENTH LEGISLATURE - SECOND SESSION

5 A BILL

6 For an Act entitled: "An Act making supplemental appropriations for the

7 operating expenses of state government; and providing

8 for an effective date."

9 BE IT ENACTED BY THE LEGISLATURE OF THE STATE OF ALASKA:

10 \* Section 1. The sum of \$42,441,054 is appropriated for the allocation

11 and appropriation items indicated as follows for the fiscal year ending

12 June 30, 1980:

	Allocations	Appropriation	Fund Sources	
		Items	General	Other
UNIVERSITY OF ALASKA				
University of Alaska				
Statewide Administration				
Data Processing Service		\$ 827,700	\$ 777,700	\$ 50,000
NATURAL RESOURCE MANAGEMENT				
Department of Natural Resources				
Management and				
Administration		534,963	486,915	48,048
Office of the				
Commissioner	\$ 287,364			
Planning and				
Research	247,599			
Mineral and Energy				
Management		507,342	507,342	
Leasing Manage-				

1	ment	99,429		
2	Petroleum			
3	Management	260,667		
4	Minerals Manage-			
5	ment	17,325		
6	Administration	129,921		
7	Geological and Geo-			
8	physical Programs	656,667	565,422	91,245
9	Resource Investiga-			
10	tions	367,587		
11	Publications	48,213		
12	Mineral Labora-			
13	tory	112,497		
14	Regulations and			
15	Information	57,816		
16	Administration	70,554		
17	Oil and Gas - Con-			
18	servation	559,482	559,482	
19	Royalty Oil and Gas			
20	Board	47,487	47,487	
21	Land Management	583,836	558,030	25,806
22	Central Office	417,120		
23	Land and Water			
24	Director	49,335		
25	Water Management	117,381		
26	Lands Administration			
27	and Support	583,869	573,144	10,725
28	Lands Management	314,325		
29	Classification	269,544		

1	Cadastral Engineering	1,064,382	1,064,382	
2	Forest Protection and			
3	Management	363,594	306,702	56,892
4	Fire Protection -			
5	State	60,093		
6	Fire Protection -			
7	BLM	122,727		
8	Research and			
9	Technical	34,188		
10	Management and			
11	Timber Sales	71,676		
12	Administration	74,910		
13	District Operations	1,702,404	1,570,569	131,835
14	Southeast Dis-			
15	trict	284,097		
16	Southcentral			
17	District	812,427		
18	Northcentral			
19	District	605,880		
20	Alaska Conservation			
21	Action Corps	151,866	30,360	121,506
22	Parks and Recreation -			
23	Districts	670,923	670,923	
24	Mat-Su	152,988		
25	Chugach	148,962		
26	Kenai-Kodiak	95,337		
27	Southeast	83,292		
28	Copper Basin	48,279		
29	Interior	125,334		

1	Operations			
2	Administration	16,731		
3	Park Management		186,516	171,567
4	Park Development	63,921		14,949
5	State-Federal			
6	Coordination	29,898		
7	Administration and			
8	Support	92,697		
9	Historic Resource Management		99,198	49,599
				49,599

PUBLIC PROTECTION

11	Department of Labor			
12	OSHA		581,800	325,000
13	General Adminis-			256,800
14	tration	98,700		
15	Compliance Inspec-			
16	tion	258,700		
17	Health Inspec-			
18	tion	48,500		
19	Training and Consul-			
20	tation	116,500		
21	Planning and			
22	Standards	27,400		
23	Research Con-			
24	tracts	32,000		

ADMINISTRATION OF JUSTICE

26	Department of Health and Social Services			
27	Adult Confinement		3,482,800	3,482,800
28	Palmer Correction			
29	Center	273,150		

1	Anchorage State Correction		
2	Center	248,800	
3	Juneau Correction		
4	Center	454,475	
5	Fairbanks Correction		
6	Center	510,850	
7	Ketchikan Correction		
8	Center	182,625	
9	Anchorage Annex Correction		
10	Center	397,725	
11	Eagle River Correction		
12	Center	496,400	
13	Ridgeview Manor	237,250	
14	Nome Correction		
15	Center	171,000	
16	Out-of-State Contractual		
17	Services	300,725	
18	Major Medical and		
19	Guard Hire	134,950	
20	Community Based		
21	Programs	74,850	
22	Juvenile Confinement	1,625,075	1,625,075
23	McLaughlin Youth		
24	Center	937,550	
25	Institutional		
26	Care	631,250	
27	Foster Care	52,675	
28	Major Medical and		
29	Guard Hire	3,600	

1	Probation and Parole	784,375	784,375	
2	First Judicial			
3	District	164,650		
4	Second Judicial			
5	District	28,275		
6	Third Judicial			
7	District	410,975		
8	Fourth Judicial			
9	District	180,475		
10	Division of Corrections			
11	Director's Office	267,050	267,050	
12	Offender Confinement Reformation			
13	and Supervision			
14	Parole Board	38,725	38,725	
15	Alaska Court System			
16	Alaska Court System	5,423,475	5,387,725	35,750
17	Supreme Court	447,225		
18	Trial Courts	4,253,325		
19	Administration and			
20	Support	722,925		
21	Alaska Court System			
22	Judicial Council	69,100	69,100	
23	Alaska Court System			
24	Judicial Qualifications	6,900	6,900	
25		DEVELOPMENT		
26	Department of Commerce and Economic			
27	Development			
28	Loan Fund Administration	215,100	215,100	
29		TRANSPORTATION		

1	Department of Transportation			
2	Administration	1,412,535	1,277,370	135,165
3	Commissioner's			
4	Office	59,235		
5	Transportation			
6	Planning	82,590		
7	Internal Review	65,100		
8	Administrative Ser-			
9	vices	761,130		
10	Financial Manage-			
11	ment	295,890		
12	Right of Way Lands and			
13	Leasing	148,590		
14	Maintenance and Operations	213,255	150,255	63,000
15	Administration	105,255		
16	Safety and			
17	Security	108,000		
18	Marine Transportation	5,772,345	5,753,910	18,435
19	Southeast Vessel			
20	Operations	3,830,955		
21	Southeast Vessel			
22	Overhaul	556,095		
23	Southeast Shore			
24	Facilities	208,635		
25	Southwest Vessel			
26	Operations	801,945		
27	Southwest Vessel			
28	Overhaul	74,565		
29	Southwest Shore			

1	Facilities	76,275			
2	Administration	223,875			
3	Southeast Region Operations				
4	and Maintenance		897,555	882,255	15,300
5	Airports	46,905			
6	Highways	804,090			
7	Administration	46,560			
8	Central Region Operations				
9	and Maintenance		2,939,550	2,882,745	56,805
10	Airports	607,710			
11	Highways	2,197,545			
12	Administration	134,295			
13	Southcentral Region Operations				
14	and Maintenance		1,046,220	1,042,365	3,855
15	Airports	90,045			
16	Highways	900,465			
17	Administration	55,710			
18	Interior Region Operations				
19	and Maintenance		2,074,215	2,015,235	58,980
20	Airports	239,790			
21	Highways	1,385,145			
22	Administration	89,280			
23	North Slope Haul				
24	Road	360,000			
25	Western Region Operations				
26	and Maintenance		456,330	451,905	4,425
27	Airports	198,075			
28	Highways	214,335			
29	Administration	43,920			

1	Anchorage International			
2	Airport		1,180,095	1,180,095
3	Field Main-			
4	tenance	275,895		
5	Building Main-			
6	tenance	180,165		
7	Security	267,405		
8	Custodial	166,995		
9	Administration	186,990		
10	Equipment	102,645		
11	Fairbanks International Airport		585,045	585,045
12	Field Main-			
13	tenance	131,850		
14	Building Main-			
15	tenance	104,955		
16	Security	235,755		
17	Custodial	42,435		
18	Administration	70,050		
19	Highway Design and Construction		208,605	208,605
20	Director	47,880		
21	Highway Design	79,695		
22	Highway Construc-			
23	tion	81,030		
24	Aviation Design and Construction		75,465	29,295
25	Director	18,795		46,170
26	Aviation Design	32,370		
27	Aviation Construc-			
28	tion	24,300		

GENERAL GOVERNMENT

1	Department of Transportation			
2	Public Facilities Design and			
3	Construction	493,965	493,965	
4	Construction	21,390		
5	Administration	47,775		
6	Design	32,190		
7	Procurement			
8	Policy	356,175		
9	Research and Develop-			
10	ment	18,120		
11	Office of Deputy			
12	Commissioner	18,315		
13	Public Facilities Maintenance			
14	and Operations	1,642,290	1,451,730	190,560
15	Maintenance and Operations,			
16	Southeastern	536,280		
17	Maintenance and Operations,			
18	Central	326,985		
19	Maintenance and Operations,			
20	Interior	399,735		
21	Maintenance and Operations,			
22	Western	66,045		
23	Maintenance and Operations,			
24	Southcentral	176,850		
25	Maintenance and Operations Interior-			
26	Haul Road	136,395		
27	Communications	279,195	275,790	3,405
28	Support to State			
29	Agencies	241,845		

1	Remote Village			
2	Radio	30,585		
3	North Slope Haul			
4	Road	6,765		
5	TV Demonstration			
6	Project		383,085	383,085
7	State Equipment Fleet		1,746,675	2,250 1,744,425
8	Central District	588,660		
9	Interior Dis-			
10	trict	459,195		
11	Southeastern			
12	District	174,360		
13	Western District	90,060		
14	Southcentral			
15	District	278,450		
16	Administration and			
17	Support	74,880		
18	North Slope Haul			
19	Road	81,060		

20 \* Sec. 2. The appropriations made by sec. 1 of this Act are from the  
 21 following fund sources:

22	Federal Receipts		\$ 799,356
23	General Fund		37,442,234
24	Interagency Receipts		299,894
25	International Airport Revenue Fund		1,903,830
26	Highway Working Capital Fund		1,744,425
27	Program Receipts		<u>251,315</u>
28			\$42,441,054

29 \* Sec. 3. The sum of \$596,000 is appropriated from the general fund to

1 the Department of Natural Resources to provide additional financing to carry  
2 out the provisions of ch. 85, SLA 1979 for the fiscal year ending June 30,  
3 1980.

4 \* Sec. 4. This Act takes effect immediately in accordance with AS 01.10.-  
5 070(c).

6  
7  
8  
9  
10  
11  
12  
13  
14  
15  
16  
17  
18  
19  
20  
21  
22  
23  
24  
25  
26  
27  
28  
29

March 4, 1980

ANALYSIS OF CS FOR HB 577 (Act making supplemental appropriation  
for the operating expenses of state  
government . . . )

The original bill was a supplemental appropriation to cover all of the budgets that were short funded for FY 80.

In addition, it included the following items for the Court System:

Supreme Court:	Personnel - \$10.0 (Externs for Spring Semester)
	Travel - \$35.2 (Replace 25% cut - \$19.6 20% inflation - 15.6)
Trial Courts:	Personnel - \$ 5.8 (Make PPT into PFT position in Dillingham)
	Travel - \$59.7 (Anchorage assistance from outside judges, inflation)
Administration	Travel - \$ 7.5 (Inflation)
	Leasehold - \$135.2 (Court funds expended on replacing boiler in Anchorage Court Building)
Summary:	Personnel - \$ 15.8
	Travel - \$102.4
	Leasehold - \$ 26.0
	<u>\$144.2</u>

CS for HB 577 added the following budgets that were short funded for FY 80 but omitted from the original bill:

1. \$827,700 for the University of Alaska  
Data Processing  
Page 1, Line 18
2. \$581,800 for the Department of Labor - OSHA  
Page 4, Line 12
3. \$215,000 for the Department of Commerce and  
Economic Development - Loan Fund Administration  
Page 6, Line 28
4. \$596,000 for funding of HB 66 (Re: Management and  
disposal of public land, Ch. 85, SLA 1979)  
Page 11, Line 29.

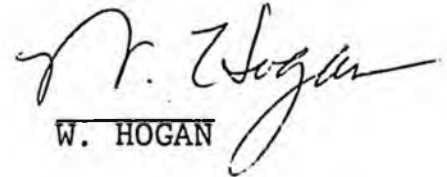
The Committee Substitute deleted all items for the Department of Conservation which were in the original bill, \$1,964,787.

The Senate Finance Committee Substitute for the Committee Substitute has:

1. Added back the Department of Conservation items which were deleted in the Committee Substitute. Amount \$1,964,787. Page 4.
2. Increased funding for North Slope Haul Road FY '81 maintenance by \$3,685.0, from \$360,000 to \$4,045,000.

Summary:

	<u>Appropriation</u>	<u>Fund Sources</u>	
		<u>General</u>	<u>Other</u>
CS for HB 577 am	\$43,037,054	\$38,038,234	\$4,998,820
Dept. of Conservation	1,964,787	1,290,498	674,289
Haul Road Maintenance	3,685,000	3,685,000	-
	<hr/>	<hr/>	<hr/>
	\$48,686,841	\$43,013,732	\$5,673,109
	<hr/>	<hr/>	<hr/>
	<hr/>	<hr/>	<hr/>

  
W. HOGAN

Original sponsor: Finance Committee

Offered: 2/6/80

Referred: Rules

Funding Information

General Fund	\$38,732,732
Other Funds	5,673,109
	<u>\$44,405,841</u>

1 IN THE HOUSE BY THE FINANCE COMMITTEE

2 CS FOR HOUSE BILL NO. 577

3 IN THE LEGISLATURE OF THE STATE OF ALASKA

4 ELEVENTH LEGISLATURE - SECOND SESSION

5 A BILL

6 For an Act entitled: "An Act making supplemental appropriations for the  
7 operating expenses of state government; and providing  
8 for an effective date."

9 BE IT ENACTED BY THE LEGISLATURE OF THE STATE OF ALASKA:

10 \* Section 1. The sum of \$44,405,841 is appropriated for the allocation  
11 and appropriation items indicated as follows for the fiscal year ending  
12 June 30, 1980:

	Allocations	Appropriation	Fund Sources	
		Items	General	Other
UNIVERSITY OF ALASKA				
University of Alaska				
Statewide Administration				
	Data Processing Service	\$ 827,700	\$ 777,700	\$ 50,000
NATURAL RESOURCE MANAGEMENT				
Department of Natural Resources				
Management and				
	Administration	534,963	486,915	48,048
Office of the				
	Commissioner \$ 287,364			
Planning and				
	Research	247,599		
Mineral and Energy				
	Management	507,342	507,342	
	Leasing Manage-			

1	ment	99,429		
2	Petroleum			
3	Management	260,667		
4	Minerals Manage-			
5	ment	17,325		
6	Administration	129,921		
7	Geological and Geo-			
8	physical Programs	656,667	565,422	91,245
9	Resource Investiga-			
10	tions	367,587		
11	Publications	48,213		
12	Mineral Labora-			
13	tory	112,497		
14	Regulations and			
15	Information	57,816		
16	Administration	70,554		
17	Oil and Gas - Con-			
18	servation	559,482	559,482	
19	Royalty Oil and Gas			
20	Board	47,487	47,487	
21	Land Management	583,836	558,030	25,806
22	Central Office	417,120		
23	Land and Water			
24	Director	49,335		
25	Water Management	117,381		
26	Lands Administration			
27	and Support	583,869	573,144	10,725
28	Lands Management	314,325		
29	Classification	269,544		

1	Cadastral Engineering		1,064,382	1,064,382	
2	Forest Protection and				
3	Management		363,594	306,702	56,892
4	Fire Protection -				
5	State	60,093			
6	Fire Protection -				
7	BLM	122,727			
8	Research and				
9	Technical	34,188			
10	Management and				
11	Timber Sales	71,676			
12	Administration	74,910			
13	District Operations		1,702,404	1,570,569	131,835
14	Southeast Dis-				
15	trict	284,097			
16	Southcentral				
17	District	812,427			
18	Northcentral				
19	District	605,880			
20	Alaska Conservation				
21	Action Corps		151,866	30,360	121,506
22	Parks and Recreation -				
23	Districts		670,923	670,923	
24	Mat-Su	152,988			
25	Chugach	148,962			
26	Kenai-Kodiak	95,337			
27	Southeast	83,292			
28	Copper Basin	48,279			
29	Interior	125,334			

1	Operations			
2	Administration	16,731		
3	Park Management		186,516	171,567 14,949
4	Park Development	63,921		
5	State-Federal			
6	Coordination	29,898		
7	Administration and			
8	Support	92,697		
9	Historic Resource Management		99,198	49,599 49,599
10	Department of Environmental Conservation			
11	Water Programs		545,985	325,743 220,242
12	Water Pollution			
13	Control	139,887		
14	Water Supply	252,120		
15	Facility Construction			
16	and Operation	113,949		
17	Directors Office	40,029		
18	Environmental			
19	Analysis		110,517	77,517 33,000
20	Terrestrial Programs		208,857	106,029 102,828
21	Air Quality	68,409		
22	Land Use	108,570		
23	Directors Office	31,878		
24	Administration and Support		449,658	329,670 119,988
25	Office of the			
26	Commissioner	103,686		
27	Management Ser-			
28	vices	102,102		
29	Technical Ser-			

1	vices	107,514		
2	Program Coordination	136,356		
3				
4	Gas Pipeline Impact			
5	Gas Pipeline Impact	59,004		59,004
6	Regional Offices	508,266	369,039	139,227
7	Southeast Region	89,760		
8	Southcentral			
9	Region	198,396		
10	Northern Region	170,412		
11	Prince William Sound			
12	Region	49,698		
13	Tanker and Oil Terminal Safety	82,500	82,500	
14				
15	Department of Labor			
16	OSHA	581,800	325,000	256,800
17	General Administration	98,700		
18	Compliance Inspection	258,700		
19	Health Inspection	48,500		
20	Training and Consultation	116,500		
21	Planning and Standards	27,400		
22	Research Contracts	32,000		
23				
24				
25				
26				
27				
28				
29				

ADMINISTRATION OF JUSTICE

1	Department of Health and Social Services		
2	Adult Confinement	3,482,800	3,482,800
3	Palmer Correction		
4	Center	273,150	
5	Anchorage State Correction		
6	Center	248,800	
7	Juneau Correction		
8	Center	454,475	
9	Fairbanks Correction		
10	Center	510,850	
11	Ketchikan Correction		
12	Center	182,625	
13	Anchorage Annex Correction		
14	Center	397,725	
15	Eagle River Correction		
16	Center	496,400	
17	Ridgeview Manor		
18		37,250	
18	Nome Correction		
19	Center	171,000	
20	Out-of-State Contractual		
21	Services	300,725	
22	Major Medical and		
23	Guard Hire	134,950	
24	Community Based		
25	Programs	74,850	
26	Juvenile Confinement	1,625,075	1,625,075
27	McLaughlin Youth		
28	Center	937,550	
29	Institutional		

1	Care	631,250		
2	Foster Care	52,675		
3	Major Medical and			
4	Guard Hire	3,600		
5	Probation and Parole		784,375	784,375
6	First Judicial			
7	District	164,650		
8	Second Judicial			
9	District	28,275		
10	Third Judicial			
11	District	410,975		
12	Fourth Judicial			
13	District	180,475		
14	Division of Corrections			
15	Director's Office		267,050	267,050
16	Offender Confinement Reformation			
17	and Supervision			
18	Parole Board		38,725	38,725
19	Alaska Court System			
20	Alaska Court System		5,423,475	5,387,725
21	Supreme Court	447,225		
22	Trial Courts	4,253,325		
23	Administration and			
24	Support	722,925		
25	Alaska Court System			
26	Judicial Council		69,100	69,100
27	Alaska Court System			
28	Judicial Qualifications		6,900	6,900

DEVELOPMENT