

LEG. FINANCE - BILLS 1979 - 1980 1023

HB 60 cont. , 1023

1 NATURAL RESOURCE MANAGEMENT (CONT.)			APPROPRIATION	APPROPRIATION FUND SOURCES	
		ALLOCATIONS	ITEMS	GENERAL FUND	OTHER FUNDS
2					
3					
4	NORTHCENTRAL DISTRICT	1,992,400			
5	ALASKA CONSERVATION ACTION CORPS		523,100	109,500	413,600
6	PARKS & RECREATION-DISTRICTS		2,033,100	2,033,100	
7	MAT-SU	463,600			
8	CHUGACH	451,400			
9	KENAI-KODIAK	288,900			
10	SOUTHEAST	252,400			
11	COPPER BASIN	146,300			
12	INTERIOR	379,800			
13	OPERATIONS ADMINISTRATION	50,700			
14	PARK MANAGEMENT		650,800	602,500	48,300
15	PARK DEVELOPMENT	235,300			
16	STATE FEDERAL COORDINATION	96,600			
17	ADMINISTRATION AND SUPPORT	318,900			
18	HISTORIC RESOURCE MANAGEMENT		372,600	186,300	186,300
19	DEPARTMENT OF FISH & GAME				
20	COMMERCIAL FISH		10,978,500	9,580,000	1,398,500
21	RESEARCH	2,741,300			
22	MANAGEMENT	4,905,500			
23	ADMINISTRATION AND SUPPORT	1,052,500			
24	FEDERAL AID PROGRAMS	1,539,200			
25	SPECIAL PROJECTS	740,000			
26	SPORT FISH		3,849,000	312,400	3,536,600

1 NATURAL RESOURCE MANAGEMENT (CONT.)			APPROPRIATION	APPROPRIATION FUND SOURCES	
		ALLOCATIONS	ITEMS	GENERAL FUND	OTHER FUNDS
2					
3					
4	INVESTIGATIONS AND RESEARCH	2,740,000			
5	MANAGEMENT	811,200			
6	SPORT FISH RESTORATION	62,400			
7	ADMINISTRATION	235,400			
8	FISHERIES REHABILITATION ENHANCEMENT DEVELOPMENT		9,642,100	9,642,100	
9	OPERATIONS	7,395,000			
10	ADMINISTRATION	869,200			
11	TECHNOLOGY AND DEVELOPMENT	1,377,900			
12	ADMINISTRATION AND SUPPORT		4,275,800	3,831,500	444,300
13	OFFICE OF THE COMMISSIONER	328,600			
14	PUBLIC COMMUNICATION	220,100			
15	ADMINISTRATIVE SERVICES	2,308,600			
16	VESSELS	1,418,500			
17	GAME		6,253,600	750,000	5,503,600
18	INVESTIGATIONS AND RESEARCH	5,289,800			
19	MANAGEMENT	442,000			
20	HUNTER SAFETY	122,400			
21	ADMINISTRATION AND SUPPORT	399,400			
22	BOARDS OF FISHERIES AND GAME				
23	BOARD OF FISH/GAME		399,700	399,700	
24	FISH & GAME SUPPORT SERVICES				
25	SUBSISTENCE SECTION		845,900	845,900	
26	HABITAT PROTECTION		3,237,900	884,900	2,353,000

		ALLOCATIONS	APPROPRIATION ITEMS	APPROPRIATION FUND SOURCES GENERAL FUND	OTHER FUNDS
1	NATURAL RESOURCE MANAGEMENT (CONT.)				
2					
3					
4	LAND AND WATER CONSERVATION	305,800			
5	ADMINISTRATION AND SUPPORT	198,100			
6	ENVIRONMENTAL MONITORING	531,800			
7	SPECIAL FEDERAL PROJECTS	455,500			
8	GAS PIPELINE MONITORING	1,691,300			
9	NORTH SLOPE HAUL ROAD	55,400			
10	DEPARTMENT OF PUBLIC SAFETY				
11	PROTECTION		8,400,000	8,227,200	172,800
12	ENFORCEMENT	5,155,100			
13	DIRECTORS OFFICE	606,700			
14	AIRCRAFT SECTION	820,900			
15	MARINE ENFORCEMENT	1,447,300			
16	DEPARTMENT OF ENVIRONMENTAL CONSERVATION				
17	WATER PROGRAMS		2,259,600	1,324,700	934,900
18	WATER POLLUTION CONTROL	424,500			
19	WATER SUPPLY	786,000			
20	FACILITY CONSTRUCTION AND OPERATION	479,600			
21	DIRECTORS OFFICE	125,700			
22	ENVIRONMENTAL ANALYSIS	443,800			
23	TERRESTIAL PROGRAMS		688,100	376,500	311,600
24	AIR QUALITY	240,500			
25	LAND USE	348,000			
26	DIRECTORS OFFICE	99,600			
27	ADMINISTRATION AND SUPPORT		1,593,800	1,171,500	422,300

1 NATURAL RESOURCE MANAGEMENT (CONT.)			APPROPRIATION	APPROPRIATION FUND SOURCES	
		ALLOTMENTS	ITFMS	GENERAL FUND	OTHER FUNDS
2					
3					
4	INVESTIGATIONS AND RESEARCH	2,740,000			
5	MANAGEMENT	812,200			
6	SPORT FISH RESTORATION	62,400			
7	ADMINISTRATION	235,400			
8	FISHERIES REHABILITATION ENHANCEMENT DEVELOPMENT		9,642,100	9,642,100	
9	OPERATIONS	7,395,000			
10	ADMINISTRATION	869,200			
11	TECHNOLOGY AND DEVELOPMENT	1,377,900			
12	ADMINISTRATION AND SUPPORT		4,275,800	3,831,500	444,300
13	OFFICE OF THE COMMISSIONER	328,600			
14	PUBLIC COMMUNICATION	220,100			
15	ADMINISTRATIVE SERVICES	2,308,600			
16	VESSELS	1,418,500			
17	GAME		6,253,600	750,000	5,503,600
18	INVESTIGATIONS AND RESEARCH	5,289,800			
19	MANAGEMENT	442,000			
20	HUNTER SAFETY	122,400			
21	ADMINISTRATION AND SUPPORT	399,400			
22	BOARDS OF FISHERIES AND GAME				
23	BOARD OF FISH/GAME		399,700	399,700	
24	FISH & GAME SUPPORT SERVICES				
25	SUBSISTENCE SECTION		845,900	845,900	
26	HABITAT PROTECTION		3,237,900	884,900	2,353,000

1 NATURAL RESOURCE MANAGEMENT (CONT.)			APPROPRIATION	APPROPRIATION FUND SOURCES	
		ALLOCATIONS	ITEMS	GENERAL FUND	OTHER FUNDS
2					
3					
4	OFFICE OF THE COMMISSIONER	336,300			
5	ADVISORY BOARD	12,500			
6	MANAGEMENT SERVICES	343,900			
7	TECHNICAL SERVICES	406,500			
8	PROGRAM COORDINATION	494,600			
9	GAS PIPELINE IMPACT				
10	GAS PIPELINE IMPACT		610,600		610,600
11	REGIONAL OFFICES		1,999,800	1,285,200	714,600
12	SOUTHEAST REGION	385,200			
13	SOUTHCENTRAL REGION	759,500			
14	NORTHERN REGION	664,100			
15	PRINCE WILLIAM SOUND REGION	191,000			
16	TANKER & OIL TERMINAL SAFETY		450,800		450,800
17	STATE BOND COMMITTEE				
18	DEBT SERVICE		10,739,800	10,739,800	
19	FISH AND GAME FACILITIES	3,911,300			
20	WATER AND SEWER	5,149,700			
21	PARKS AND RECREATION	1,341,500			
22	FIRE PROTECTION	337,300			
23		*****	*****		
24		***** PUBLIC PROTECTION *****			
25		*****	*****		

PUBLIC PROTECTION (CONT.)		ALLOCATIONS	APPROPRIATION ITEMS	APPROPRIATION GENERAL FUND	FUND SOURCES OTHER FUNDS
4	DEPARTMENT OF ADMINISTRATION				
5	STATE RECORDER		1,338,500		1,338,500
6	DEPARTMENT OF LAW				
7	OFFICE OF CONSUMER PROTECTION		479,000	479,000	
8	DEPARTMENT OF REVENUE				
9	ALCOHOLIC BEVERAGE CONTROL BOARD		485,000	485,000	
10	DEPARTMENT OF LABOR				
11	OSHA		2,563,100	1,130,800	1,432,300
12	GENERAL ADMINISTRATION	437,000			
13	COMPLIANCE INSPECTION	1,127,200			
14	HEALTH INSPECTION	222,000			
15	TRAINING AND CONSULTATION	517,400			
16	PLANNING AND STANDARDS	120,100			
17	RESEARCH CONTRACTS	139,400			
18	FISHERMANS FUND		446,700		446,700
19	SECOND INJURY FUND		1,056,100		1,056,100
20	WORKER PROTECTION		1,863,600	1,863,600	
21	ADMINISTRATION OF WORKMEN'S COMPENSATION	1,219,500			
22	WAGE & HOUR ADMINISTRATION	644,100			
23	MECHANICAL INSPECTION		595,900	298,000	297,900
24	DEPARTMENT OF COMMERCE & ECONOMIC DEVELOPMENT				
25	WEIGHTS AND MEASURES		678,700	669,700	9,000
26	BANKING AND SECURITIES		854,500	792,100	62,400

PUBLIC PROTECTION (CONT.)		ALLOCATIONS	APPROPRIATION ITEMS	APPROPRIATION FUND SOURCES	
				GENERAL FUND	OTHER FUNDS
1	PUBLIC PROTECTION (CONT.)				
2					
3					
4	CORPORATIONS	238,500			
5	FINANCIAL INSTITUTIONS	616,000			
6	INSURANCE		762,800	755,700	7,100
7	MARKET SURVEILLANCE	373,500			
8	LICENSE SURVEILLANCE	133,800			
9	FINANCIAL SURVEILLANCE	255,500			
10	OCCUPATIONAL LICENSING		1,028,000	953,000	75,000
11	ADMINISTRATION AND SUPPORT		665,100	665,100	
12	ALASKA PUBLIC UTILITIES COMMISSION		1,457,100	1,457,100	
13	ALASKA TRANSPORTATION COMMISSION		1,408,200	1,408,200	
14	ALASKA PIPELINE COMMISSION		565,400	565,400	
15	DEPARTMENT OF MILITARY AFFAIRS				
16	CIVIL AIR PATROL		337,600	337,600	
17	ALASKA DISASTER OFFICE		1,057,700	577,600	480,100
18	CIVIL DEFENSE PLANNING	686,000			
19	RADIOLOGICAL PROGRAM	46,000			
20	CITY PARTICIPATION	167,500			
21	FLOOD CONTROL	75,000			
22	TRAINING	30,000			
23	DISASTER RELIEF ACT	53,200			
24	ALASKA NATIONAL GUARD		4,689,100	2,846,700	1,842,400
25	OFFICE OF ADJUTANT GENERAL	1,008,000			
26	STATE ARMORIES	989,200			

1 PUBLIC PROTECTION (CONT.)			APPROPRIATION	APPROPRIATION FUND SOURCES	
		ALLOCATIONS	ITEMS	GENERAL FUND	OTHER FUNDS
4	FEDERAL ARMORIES	919,100			
5	ARMY TRAINING SUPPORT	561,100			
6	AIR TRAINING SUPPORT	748,100			
7	RECRUITMENT RETENTION ORG MILITIA	455,500			
8	ALASKA MILITARY ACADEMY	8,100			
9	DEPARTMENT OF NATURAL RESOURCES				
10	AGRICULTURAL INSPECTION		975,400	708,900	266,500
11	PLANT INDUSTRY	119,200			
12	ANIMAL INDUSTRY	694,700			
13	SEAFOOD INDUSTRY	161,500			
14	DEPARTMENT OF PUBLIC SAFETY				
15	FIRE SAFETY		833,500	688,500	145,000
16	HIGHWAY SAFETY PLANNING AGENCY		1,946,500	210,200	1,736,300
17	THE APPROPRIATION OF 1,667,300 IN FEDERAL RECEIPTS AND 51,200 IN GENERAL FUND MATCH WILL NOT LAPSE UNTIL JUNE 30, 1981.				
18	DRIVER VEHICLE SERVICES		6,260,300	5,808,700	451,600
19	DRIVER SERVICES	852,800			
20	VEHICLE SERVICES	400,500			
21	FIELD OPERATIONS	4,288,500			
22	ADMINISTRATION	718,500			
23	STATE BOND COMMITTEE				
24	DEBT SERVICE		1,583,800	1,583,800	
25	FLOOD CONTROL	1,054,000			
26	FIRE CENTERS	529,800			

1 ADMINISTRATION OF JUSTICE (CONT.)

	ALLOCATIONS	APPROPRIATION ITEMS	APPROPRIATION GENERAL FUND	FUND SOURCES OTHER FUNDS
4	*****	*****		
5	***** ADMINISTRATION OF JUSTICE *****			
6	*****	*****		
7	OFFICE OF THE GOVERNOR			
8	PUBLIC DEFENDER		2,670,100	2,670,100
9	FIRST JUDICIAL DISTRICT	334,100		
10	SECOND JUDICIAL DISTRICT	114,100		
11	THIRD JUDICIAL DISTRICT	1,373,300		
12	FOURTH JUDICIAL DISTRICT	695,900		
13	ADMINISTRATION AND SUPPORT	152,700		
14	DUE PROCESS		1,298,700	1,170,200
15	HUMAN RIGHTS COMMISSION	1,122,800		
16	STATUS OF WOMEN COMMISSION	175,900		
17	CRIMINAL JUSTICE SUPPORT FUNCTIONS			
18	POLICE STANDARDS COUNCIL		104,000	104,000
19	CRIMINAL JUSTICE PLANNING		5,711,600	429,000
20	ACTION GRANTS	2,563,400		
21	DISCRETIONARY GRANTS	2,350,000		
22	THE APPROPRIATION OF 1,836,200 FY 80 FEDERAL RECEIPTS AND 77,200 FY 80 BLOC GRANT GENERAL FUND MATCH WILL NOT LAPSE INTO THE			
23	GENERAL FUND UNTIL JUNE 30, 1981.			
24	PLANNING	798,200		
25	DEPARTMENT OF LAW			
26	PROSECUTION		4,744,100	4,413,300

		ALLOCATIONS	APPROPRIATION ITEMS	APPROPRIATION FUND SOURCES	
				GENERAL FUND	OTHER FUNDS
1	ADMINISTRATION OF JUSTICE (CONT.)				
2					
3					
4	FIRST JUDICIAL DISTRICT	480,200			
5	SECOND JUDICIAL DISTRICT	146,000			
6	THIRD JUDICIAL DISTRICT	2,474,200			
7	FOURTH JUDICIAL DISTRICT	941,200			
8	ADMINISTRATION AND SUPPORT	257,200			
9	CRIMINAL APPEALS & SPECIAL PROSECUTION	445,300			
10	DEPARTMENT OF HEALTH & SOCIAL SERVICES				
11	ADULT CONFINEMENT		15,109,300	15,109,300	
12	PALMER CORRECTION CENTER	1,102,500			
13	ANCHORAGE STATE CORRECTION CENTER	1,020,600			
14	JUNEAU CORRECTION CENTER	1,828,900			
15	FAIRBANKS CORRECTION CENTER	2,059,900			
16	KETCHIKAN CORRECTION CENTER	739,900			
17	ANCHORAGE ANNEX CORRECTION CENTER	1,553,500			
18	EAGLE RIVER CORRECTION CENTER	1,973,700			
19	RIDGEVIEW MANOR	959,300			
20	NOME CORRECTION CENTER	692,500			
21	LOCAL CONTRACT FACILITIES	752,900			
22	OUT-OF-STATE CONTRACTUAL SERVICES	1,486,200			
23	MAJOR MEDICAL & GUARD HIRE	640,000			
24	COMMUNITY BASED PROGRAMS	299,400			
25	JUVENILE CONFINEMENT		7,196,300	7,196,300	
26	MCLAUGHLIN YOUTH CENTER	4,226,000			

	ALLOCATIONS	APPROPRIATION ITEMS	APPROPRIATION GENERAL FUND	FUND SOURCES OTHER FUNDS
1 ADMINISTRATION OF JUSTICE (CONT.)				
2				
3				
4 INSTITUTIONAL CARE	2,745,200			
5 FOSTER CARE	210,700			
6 MAJOR MEDICAL AND GUARD HIRE	14,400			
7 PROBATION & PAROLE		3,498,900	3,498,900	
8 FIRST JUDICIAL DISTRICT	734,200			
9 SECOND JUDICIAL DISTRICT	119,300			
10 THIRD JUDICIAL DISTRICT	1,804,800			
11 FOURTH JUDICIAL DISTRICT	840,600			
12 DIVISION OF CORRECTIONS				
13 DIRECTORS OFFICE		1,225,500	1,225,500	
14 OFFENDER CONFINEMENT REFORMATION & SUPERVISION				
15 PAROLE BOARD		158,900	158,900	
16 DEPARTMENT OF PUBLIC SAFETY				
17 CRIME IDENTIFICATION AND APPREHENSION		26,274,700	26,077,700	197,000
18 COMMUNITY RELATIONS	121,400			
19 DETACHMENTS & CIB	15,072,600			
20 LABORATORY SERVICES	624,200			
21 NARCOTICS UNIT	607,800			
22 ASST DIRECTOR'S OFFICE	531,000			
23 COMMISSIONERS OFFICE	1,844,900			
24 RECORDS & IDENTIFICATION	204,900			
25 CENTRAL COMMUNICATIONS	2,095,600			
26 RESEARCH & PLANNING	540,900			

ADMINISTRATION OF JUSTICE (CONT.)		ALLOCATIONS	APPROPRIATION ITEMS	APPROPRIATION FUND SOURCES	
				GENERAL FUND	OTHER FUNDS
1	ADMINISTRATION OF JUSTICE (CONT.)				
2					
3					
4	TRAINING	1,527,000			
5	JUDICIAL SERVICES - A.S.T.	2,747,100			
6	CONTRACT JAILS	357,300			
7	DUE PROCESS				
8	VIOLENT CRIMES COMPENSATION		362,600	362,600	
9	STATE BOND COMMITTEE				
10	DEBT SERVICE				
11	JUSTICE FACILITIES		1,434,000	1,434,000	
12	ALASKA COURT SYSTEM				
13	ALASKA COURT SYSTEM		23,380,700	23,237,700	143,000
14	SUPREME COURT	1,869,400			
15	TRIAL COURTS	18,268,700			
16	ADMINISTRATION & SUPPORT	3,242,600			
17	ALASKA COURT SYSTEM				
18	JUDICIAL COUNCIL		365,400	365,400	
19	ALASKA COURT SYSTEM				
20	JUDICIAL QUALIFICATIONS		27,600	27,600	
21		*****	*****		
22		***** DEVELOPMENT *****			
23		*****	*****		
24	OFFICE OF THE GOVERNOR				
25	TOKYO OFFICE		198,800	198,800	
26	POLICY DEVELOPMENT AND PLANNING		300,000		300,000

		ALLOCATIONS	APPROPRIATION ITEMS	APPROPRIATION FUND SOURCES GENERAL FUND	OTHER FUNDS
1	DEVELOPMENT (CONT.)				
2					
3					
4	DEPARTMENT OF ADMINISTRATION				
5	SURPLUS PROPERTY		252,700		252,700
6	DEPARTMENT OF REVENUE				
7	ECONOMIC DEVELOPMENT				
8	ALASKA RENEWABLE RESOURCES CORPORATION		859,700		859,700
9	SHARED TAXES		15,017,100	15,017,100	
10	MUNICIPAL ASSISTANCE	12,000,000			
11	AMUSEMENT AND GAMING TAX	36,000			
12	AVIATION FUEL TAX	110,000			
13	ELECTRIC AND TELEPHONE COOPERATIVE TAX	1,250,000			
14	LIQUOR LICENSE TAX	555,000			
15	FISHERIES TAX	1,066,100			
16	MUNICIPAL BOND BANK AUTHORITY		257,700		257,700
17	DEPARTMENT OF COMMERCE & ECONOMIC DEVELOPMENT				
18	ECONOMIC ENTERPRISE		1,327,300	1,327,300	
19	LOAN FUND ADMINISTRATION		932,500	932,500	
20	VETERANS LOAN FUND		1,688,300		1,688,300
21	TOURISM		1,789,900	1,789,900	
22	ENERGY AND POWER DEVELOPMENT		939,400	312,700	626,700
23	ENERGY PLANNING & ASSISTANCE	312,700			
24	STATE ENERGY CONSERVATION PROGRAM	30,000			
25	ENERGY EXTENSION SERVICE	296,700			
26	ALASKA POWER AUTHORITY		504,100	504,100	

1	DEVELOPMENT (CONT.)		APPROPRIATION	APPROPRIATION FUND SOURCES	
2			ITEMS	GENERAL FUND	OTHER FUNDS
3		ALLOCATIONS			
4	DEPARTMENT OF NATURAL RESOURCES				
5	STATE FAIRS		162,300	162,300	
6	AGRICULTURAL DEVELOPMENT		693,400	524,900	168,500
7	PLANT MATERIALS CENTER	380,500			
8	ADMINISTRATION AND SUPPORT	144,400			
9	AGRICULTURAL LOAN FUND	168,500			
10	DEPARTMENT OF FISH & GAME				
11	KING CRAB QUALITY CONTROL BOARD		305,200		305,200
12	DEPARTMENT OF COMMUNITY & REGIONAL AFFAIRS				
13	LOCAL GOVERNMENT ASSISTANCE		1,323,400	941,300	382,100
14	TRAINING & DEVELOPMENT	469,200			
15	STATE ASSESSOR	261,800			
16	LOCAL BOUNDARY COMMISSION-ADMINISTRATION	91,700			
17	LOCAL BOUNDARY COMMISSION-GRANTS	25,000			
18	REVENUE SHARING ADMINISTRATION	74,900			
19	COASTAL ENERGY IMPACT PROGRAM	382,100			
20	COMMUNITY LEGAL ASSISTANCE	18,700			
21	COMMUNITY PLANNING SERVICES		6,128,700	705,600	5,423,100
22	COMMUNITY PLANNING ASSISTANCE	5,887,000			
23	MUNICIPAL LANDS TRUSTEE	241,700			
24	COMMUNITY ASSISTANCE GRANTS				
25	MUNICIPAL REVENUE SHARING		18,688,000	18,688,000	
26	AGRICULTURAL LAND EXEMPTION		249,600	249,600	

1 DEVELOPMENT (CONT.)			APPROPRIATION	APPROPRIATION FUND SOURCES	
		ALLOCATIONS	ITEMS	GENERAL FUND	OTHER FUNDS
2					
3					
4	NATIONAL FOREST RECEIPTS		910,100		910,100
5	ADMINISTRATION		572,100	539,400	32,700
6	OFFICE OF THE COMMISSIONER	187,900			
7	ADMINISTRATIVE SERVICES	384,200			
8	COMMUNITY AND RURAL DEVELOPMENT		1,452,700	1,168,700	284,000
9	GRANTS	841,900			
10	ADMINISTRATION	610,800			
11	STATE BOND COMMITTEE				
12	DEBT SERVICE		3,962,500	3,962,500	
13	REMOTE HOUSING	227,600			
14	PORT FACILITIES	2,296,400			
15	WATERS AND HARBORS	1,054,000			
16	NATURAL DISASTER	384,500			
17		*****	*****		
18		***** TRANSPORTATION *****			
19		*****	*****		
20	DEPARTMENT OF PUBLIC SAFETY				
21	WEIGHTS & MEASURES				
22	VEHICLE WEIGHT ENFORCEMENT		1,072,900	653,900	419,000
23	DEPARTMENT OF TRANSPORTATION/PUBLIC FACILITIES				
24	MARINE TRANSPORTATION		39,963,600	39,505,400	458,200
25	SOUTHEAST VESSEL OPERATIONS	25,539,700			
26	SOUTHEAST VESSELS OVERHAUL	4,194,300			

1 TRANSPORTATION (CONT.)

		ALLOCATIONS	APPROPRIATION ITEMS	APPROPRIATION FUND SOURCES GENERAL FUND	OTHER FUNDS
2					
3					
4	SOUTHEAST SHORE FACILITIES	1,934,200			
5	SOUTHWEST VESSEL OPERATIONS	5,384,000			
6	SOUTHWEST VESSELS OVERHAUL	595,100			
7	SOUTHWEST SHORE FACILITIES	532,600			
8	ADMINISTRATION	1,783,700			
9					
10	ADMINISTRATION		11,704,500	8,890,500	2,814,000
11	COMMISSIONER'S OFFICE	907,200			
12	TRANSPORTATION PLANNING	593,600			
13	INTERNAL REVIEW	455,800			
14	ADMINISTRATIVE SERVICES	5,499,300			
15	FINANCIAL MANAGEMENT	3,239,400			
16	RIGHT OF WAY LANDS AND LEASING	1,009,200			
17	MAINTENANCE & OPERATIONS		1,218,000	798,000	420,000
18	ADMINISTRATION	396,000			
19	SAFETY & SECURITY	822,000			
20	SOUTHEAST REGION OPERATIONS & MAINTENANCE		5,982,500	5,880,500	102,000
21	AIRPORTS	322,400			
22	HIGHWAYS	5,326,300			
23	ADMINISTRATION	333,800			
24	CENTRAL REGION OPERATIONS & MAINTENANCE		19,760,400	19,381,700	378,700
25	AIRPORTS	4,058,900			
26	HIGHWAYS	14,713,700			

1 TRANSPORTATION (CONT.)			APPROPRIATION	APPROPRIATION FUND SOURCES	
		ALLOCATIONS	ITEMS	GENERAL FUND	OTHER FUNDS
2					
3					
4	ADMINISTRATION	987,800			
5	SOUTHCENTRAL REGION OPERATIONS & MAINTENANCE		7,141,300	7,115,600	25,700
6	AIRPORTS	691,500			
7	HIGHWAYS	6,025,800			
8	ADMINISTRATION	424,000			
9	INTERIOR REGION OPERATIONS & MAINTENANCE		16,101,500	15,708,300	393,200
10	AIRPORTS	1,644,000			
11	HIGHWAYS	9,275,700			
12	ADMINISTRATION	615,700			
13	NORTH SLOPE HAUL ROAD	4,566,100			
14	WESTERN REGION OPERATIONS & MAINTENANCE		3,159,600	3,130,100	29,500
15	AIRPORTS	1,342,800			
16	HIGHWAYS	1,466,300			
17	ADMINISTRATION	350,500			
18	ANCHORAGE INTERNATIONAL AIRPORT		8,158,300		8,158,300
19	FIELD MAINTENANCE	1,877,100			
20	BUILDING MAINTENANCE	1,223,400			
21	SECURITY	1,860,900			
22	CUSTODIAL	1,138,900			
23	ADMINISTRATION	1,301,300			
24	EQUIPMENT	756,700			
25	FAIRBANKS INTERNATIONAL AIRPORT		4,064,000		4,064,000
26	FIELD MAINTENANCE	964,200			

1 TRANSPORTATION (CONT.)			APPROPRIATION	APPROPRIATION FUND SOURCES	
		ALLOCATIONS	ITEMS	GENERAL FUND	OTHER FUNDS
4	BUILDING MAINTENANCE	707,400			
5	SECURITY	1,592,600			
6	CUSTODIAL	285,700			
7	ADMINISTRATION	514,100			
8	HIGHWAY DESIGN AND CONSTRUCTION		1,421,700	1,421,700	
9	ADMINISTRATION SUPPORT	131,900			
10	DIRECTORS OFFICE	152,800			
11	HIGHWAY DESIGN	569,200			
12	HIGHWAY CONSTRUCTION	567,800			
13	AVIATION DESIGN & CONSTRUCTION		526,200	218,400	307,800
14	AVIATION DESIGN	222,400			
15	AVIATION CONSTRUCTION	174,500			
16	AVIATION DIRECTOR	129,300			
17	STATE BOND COMMITTEE				
18	DEBT SERVICE		28,916,800	26,979,300	1,937,500
19	HIGHWAYS	16,861,600			
20	MARINE TRANSPORTATION	4,137,800			
21	AVIATION	7,917,400			
22		*****	*****		
23		***** GENERAL GOVERNMENT *****			
24		*****	*****		
25	OFFICE OF THE GOVERNOR				
26	EXECUTIVE OPERATIONS		6,384,400	5,788,400	596,000

1 GENERAL GOVERNMENT (CONT.)			APPROPRIATION	APPROPRIATION FUND SOURCES	
		ALLOCATIONS	ITEMS	GENERAL FUND	OTHER FUNDS
2					
3					
4	EXECUTIVE OFFICE	2,215,800			
5	SPECIAL PROJECTS COORDINATOR	170,700			
6	CONTINGENCY FUND	250,000			
7	GROWTH POLICY COUNCIL	167,100			
8	PUBLIC FORUM	177,700			
9	BUDGET & MANAGEMENT	1,417,300			
10	EXECUTIVE MANSION	134,400			
11	LIEUTENANT GOVERNOR	395,500			
12	POLICY DEVELOPMENT AND PLANNING	1,162,400			
13	EDA PLANNING	232,800			
14	TELECOMMUNICATIONS PLANNING	60,700			
15	ELECTIVE OPERATIONS		1,331,600	1,331,600	
16	ELECTIONS	996,900			
17	PUBLIC OFFICES COMMISSION	334,700			
18	DEPARTMENT OF ADMINISTRATION				
19	ADMINISTRATIVE SERVICES		6,471,800	6,444,700	27,100
20	OFFICE OF THE COMMISSIONER	709,800			
21	INTERNAL AUDIT	584,200			
22	ADMINISTRATIVE SERVICES	442,900			
23	PERSONNEL	2,499,300			
24	PRE-AUDIT	802,600			
25	ACCOUNTING SERVICES	269,000			
26	PAYROLL ACCOUNTING	895,600			

1 GENERAL GOVERNMENT (CONT.)			APPROPRIATION	APPROPRIATION FUND SOURCES	
		ALLOCATIONS	ITEMS	GENERAL FUND	OTHER FUNDS
2					
3					
4	ACCOUNTING ADMINISTRATION & SUPPORT	268,400			
5	RISK MANAGEMENT				
6	OPERATIONS		293,100		293,100
7	PREMIUMS		13,568,600		13,568,600
8	GENERAL SERVICES		3,261,400	2,017,900	1,243,500
9	PURCHASING	838,900			
10	PROPERTY MANAGEMENT	236,700			
11	CENTRAL MAIL & SWITCHBOARD	391,200			
12	CENTRAL DUPLICATING	1,204,000			
13	ARCHIVES	590,600			
14	DATA PROCESSING		6,462,700	498,600	5,964,100
15	SYSTEMS SERVICES	1,313,300			
16	COMPUTING & TELECOMMUNICATIONS SERVICES	4,313,400			
17	MANAGEMENT & CONSULTING SERVICES	498,600			
18	EQUIPMENT UPGRADE	337,400			
19	LABOR SERVICES		2,029,400	650,900	1,378,500
20	LABOR RELATIONS AGENCY	80,000			
21	EQUAL EMPLOYMENT OPPORTUNITY	382,200			
22	PUBLIC EMPLOYEES RETIREMENT SYSTEM	674,400			
23	TEACHERS RETIREMENT SYSTEM	634,200			
24	OTHER BENEFITS	258,600			
25	BUILDING & EQUIPMENT SERVICES		1,494,200	679,600	814,600
26	LEASING & FACILITIES	143,900			

		ALLOCATIONS	APPROPRIATION ITEMS	APPROPRIATION GENERAL FUND	FUND SOURCES OTHER FUNDS
1	GENERAL GOVERNMENT (CONT.)				
2					
3					
4	EMPLOYEE HOUSING	1,350,300			
5	DEPARTMENT OF LAW				
6	LEGAL SERVICES		6,655,100	4,868,600	1,786,500
7	LEGAL SERVICES	4,699,000			
8	FEDERAL ENERGY REGULATORY COMMISSION CONTINUED	1,750,000			
9	LEGAL REPRESENTATION	206,100			
10	DEPARTMENT OF REVENUE				
11	REVENUE OPERATIONS		9,524,500	8,990,500	534,000
12	AUDIT	2,756,500			
13	PETROLEUM REVENUE	1,467,900			
14	ENFORCEMENT	1,270,200			
15	TREASURY MANAGEMENT	1,339,000			
16	OFFICE OF THE COMMISSIONER	834,400			
17	ADMINISTRATIVE SERVICES	1,856,500			
18	DEPARTMENT OF PUBLIC SAFETY				
19	BUILDING SECURITY		194,200	194,200	
20	DEPARTMENT OF TRANSPORTATION/PUBLIC FACILITIES				
21	PUBLIC FACILITIES DESIGN & CONSTRUCTION		3,735,400	2,783,700	951,700
22	CONSTRUCTION	152,100			
23	ADMINISTRATION	391,400			
24	DESIGN	230,300			
25	PROCUREMENT POLICY	1,903,800			
26	RESEARCH AND DEVELOPMENT	930,500			

1 GENERAL GOVERNMENT (CONT.)

2		ALLOCATIONS	APPROPRIATION ITEMS	APPROPRIATION FUND SOURCES GENERAL FUND	OTHER FUNDS
3					
4	OFFICE OF DEPUTY COMMISSIONER	127,300			
5	PUBLIC FACILITIES MAINTENANCE & OPERATIONS		11,956,000	10,685,600	1,270,400
6	MAINTENANCE & OPERATIONS, SOUTHEASTERN	3,679,600			
7	MAINTENANCE & OPERATIONS, CENTRAL	2,273,200			
8	MAINTENANCE & OPERATIONS, INTERIOR	2,804,100			
9	MAINTENANCE & OPERATIONS, WESTERN	453,100			
10	MAINTENANCE & OPERATIONS, SOUTHCENTRAL	1,263,300			
11	MAINTENANCE & OPERATIONS INTERIOR-HAUL ROAD	1,482,700			
12	COMMUNICATIONS		2,105,000	2,082,300	22,700
13	SUPPORT TO STATE AGENCIES	1,808,800			
14	REMOTE VILLAGE RADIO	225,500			
15	NORTH SLOPE HAUL ROAD	70,700			
16	TV DEMONSTRATION PROJECT		2,900,000	2,600,000	300,000
17	STATE EQUIPMENT FLEET		12,647,900	15,000	12,632,900
18	CENTRAL DISTRICT	3,991,800			
19	INTERIOR DISTRICT	3,148,500			
20	SOUTHEASTERN DISTRICT	1,191,300			
21	WESTERN DISTRICT	609,900			
22	SOUTHCENTRAL DISTRICT	1,883,400			
23	ADMINISTRATION & SUPPORT	546,900			
24	NORTH SLOPE HAUL ROAD	1,276,100			
25	LEGISLATIVE BUDGET & AUDIT				
26	BUDGET & AUDIT COMMITTEE		3,020,400	3,020,400	

1 GENERAL GOVERNMENT (CONT.)

2
3
4
5
6
7
8
9

LEGISLATIVE AUDIT
LEGISLATIVE FINANCE
COMMITTEE EXPENSES
LEGISLATIVE COUNCIL
SALARIES & ALLOWANCES
OFFICE OF OMBUDSMAN

ALLOCATIONS
1,911,200
909,200
200,000
9,000,000

APPROPRIATION
ITEMS
9,000,000
937,400

APPROPRIATION FUND SOURCES
GENERAL FUND OTHER FUNDS
9,000,000
937,400

10 * SEC. 9 THE FOLLOWING ITEMS ARE HEREBY APPROPRIATED AND ALLOCATED FOR CAPITAL PROJECTS FROM THE GENERAL FUND OR OTHER
 11 FUNDS AS SET OUT IN SEC. 7 TO THE STATE AGENCIES NAMED AND FOR THE PURPOSES EXPRESSED AND ARE EFFECTIVE IMMEDIATELY IN
 12 ACCORDANCE WITH AS 01.10.070(C).

13		ALLOCATIONS	APPROPRIATION	APPROPRIATION FUND SOURCES
14			ITEMS	GENERAL FUND OTHER FUNDS
15		*****		
16		***** EDUCATION *****		
17		*****		
18	DEPARTMENT OF EDUCATION			
19	ALASKA STATE LIBRARY-JUNEAU			
20	RARE ALASKANA		10,000	10,000
21	ALASKA STATE MUSEUM-JUNEAU			
22	ACQUISITIONS OF MUSEUM OBJECTS		56,000	56,000
23	PUBLIC BROADCASTING COMMISSION			
24	TRANSMITTER EQUIPMENT KSTK-WRANGELL		4,900	4,900
25	DEPARTMENT OF TRANSPORTATION/PUBLIC FACILITIES			
26	RURAL SCHOOLS - CAPITAL PROJECTS		3,096,600	3,096,600
27	CONSTRUCT HIGH SCHOOL-TATITLEK	900,000		
28	BETHEL SCHOOLS HEALTH AND LIFE SAFETY	563,500		
29	HOOPER BAY HEALTH & LIFE SAFETY	81,500		
30	MOUNTAIN VILLAGE HIGH SCHOOL HEALTH AND LIFE SAF	74,700		
31	EMMONAK SCHOOL HEALTH AND LIFE SAFETY	83,900		
32	SHISMAREF HEALTH AND LIFE SAFETY	146,200		
33	KONGIGANAK SCHOOL HEALTH AND LIFE SAFETY	197,000		
34	ATMAUTLUAK SCHOOL HEALTH AND LIFE SAFETY	109,600		
35	FORTUNA LEDGE (MARSHALL) SCHOOL HEALTH & LIFE SA	81,600		
36	RUSSIAN MISSION SCHOOL HEALTH AND LIFE SAFETY	49,100		

1 EDUCATION (CONT.)			APPROPRIATION	APPROPRIATION FUND SOURCES
		ALLOCATIONS	ITEMS	GENERAL FUND OTHER FUNDS
2				
3				
4	KOYUK SCHOOL HEALTH AND LIFE SAFETY	158,400		
5	TELLER SCHOOL HEALTH & LIFE SAFETY	65,100		
6	WALES SCHOOL HEALTH & LIFE SAFETY	425,100		
7	PITKAS POINT SCHOOL HEALTH AND LIFE SAFETY	44,900		
8	PLATINUM SCHOOL HEALTH AND LIFE SAFETY	41,000		
9	KENNY LAKE FOUNDATION REPAIR AND SEWER	75,000		
10		* * * * *	* * * * *	
11		* * * * * UNIVERSITY OF ALASKA * * * * *		
12		* * * * *	* * * * *	
13	UNIVERSITY OF ALASKA			
14	UNIVERSITY OF ALASKA		522,900	522,900
15	FIRE AND LIFE SAFETY	522,900		
16		* * * * *	* * * * *	
17		* * * * * SOCIAL SERVICES * * * * *		
18		* * * * *	* * * * *	
19	DEPARTMENT OF ADMINISTRATION			
20	SOCIAL AND ECONOMIC ASSISTANCE FOR THE AGED			
21	FAIRBANKS PIONEERS' HOME		200,000	200,000
22		* * * * *	* * * * *	
23		* * * * * HEALTH * * * * *		
24		* * * * *	* * * * *	

1 NATURAL RESOURCE MANAGEMENT (CONT.)		APPROPRIATION		APPROPRIATION FUND SOURCES	
		ALLOCATIONS	ITEMS	GENERAL FUND	OTHER FUNDS
2					
3					
4	*****		*****		
5	***** NATURAL RESOURCE MANAGEMENT *****				
6	*****		*****		
7	DEPARTMENT OF NATURAL RESOURCES				
8	PARKS & RECREATION				
9	LAND & WATER CONSERVATION FUND		2,800,000		2,800,000
10	NATIONAL HISTORIC PRESERVATION FUND		850,000		850,000
11	INDEPENDENCE MINE-WASILLA/PALMER		357,500	357,500	
12	RIKA'S LANDING-DELTA JUNCTION		50,000	50,000	
13	PARK SYSTEM PLAN		78,000	78,000	
14	NATURAL RESOURCES ADMINISTRATION - PLANNING AND R		1,236,600	1,236,600	
15	ALASKA LAND AND RESOURCE SYSTEM	1,236,600			
16	FOREST PROTECTION AND MANAGEMENT		73,900	73,900	
17	FIRE SUPPRESSION FUND	73,900			
18	DEPARTMENT OF FISH & GAME				
19	VESSELS MAINTENANCE		60,000	60,000	
20	COMMERCIAL FISHERIES				
21	COMMUNICATION EQUIPMENT		28,000	28,000	
22	KING SALMON DRAINAGE REPAIR		39,500	39,500	
23	DEPARTMENT OF PUBLIC SAFETY				
24	FISH & WILDLIFE PROTECTION				
25	OVERHAUL GRUMMAN GOOSE		65,000	65,000	

	ALLOCATIONS	APPROPRIATION ITEMS	APPROPRIATION GENERAL FUND	FUND SOURCES OTHER FUNDS
1 PUBLIC PROTECTION (CONT.)				
2				
3				
4	* * * * *			
5	* * * * * PUBLIC PROTECTION * * * * *			
6	* * * * *			
7 OFFICE OF THE GOVERNOR				
8 DISASTER FUND REPLENISHMENT		400,000	400,000	
9 DEPARTMENT OF MILITARY AFFAIRS				
10 ALASKA NATIONAL GUARD				
11 STATEWIDE CONST CONTINGENCY		200,000	50,000	150,000
12	* * * * *			
13	* * * * * ADMINISTRATION OF JUSTICE * * * * *			
14	* * * * *			
15 ALASKA COURT SYSTEM				
16 DUE PROCESS				
17 ANCHORAGE COURT BLDG REMODELING PHASE I		489,500	489,500	
18 KENAI COURT BUILDING BASEMENT REMODEL		40,000	40,000	
19 SITKA COURT BUILDING COOLING		75,000	75,000	
20	* * * * *			
21	* * * * * DEVELOPMENT * * * * *			
22	* * * * *			
23 DEPARTMENT OF REVENUE				
24 MUNICIPAL BOND BANK AUTHORITY				
25 RESERVE FUND		2,500,000	2,500,000	

		ALLOCATIONS	APPROPRIATION ITEMS	APPROPRIATION FUND SOURCES GENERAL FUND	OTHER FUNDS
1	DEVELOPMENT (CONT.)				
2					
3					
4	DEPARTMENT OF COMMERCE & ECONOMIC DEVELOPMENT				
5	ALASKA HOUSING FINANCE CORPORATION				
6	MORTGAGE INSURANCE FUND		2,500,000	2,500,000	
7	ECONOMIC ENTERPRISE				
8	MATCHING GRANT FUNDS		123,500	123,500	
9	ALASKA POWER AUTHORITY				
10	ALASKA POWER AUTHORITY - LOANS & GRANTS		3,000,000	3,000,000	
11	DEPARTMENT OF TRANSPORTATION/PUBLIC FACILITIES				
12	WATER AND HARBOR FACILITIES		2,400,000	2,400,000	
13	NOHE HARBOR FACILITIES	500,000			
14	HOLE-IN-WALL BREAKWATER - KETCHIKAN	170,000			
15	KETCHIKAN HARBOR FACILITIES	45,000			
16	WRANGELL HARBOR FACILITIES	400,000			
17	PETERSBURG HARBOR FACILITIES	65,000			
18	SEWARD HARBOR FACILITIES	400,000			
19	ELFIN COVE HARBOR FACILITIES	130,000			
20	OLD HARBOR FLOAT FACILITIES	250,000			
21	HYDER LAUNCHING RAMP	60,000			
22	PROJECT CONTINGENCIES & EMERGENCY REPAIRS - STAT	80,000			
23	ADMINISTRATION - PLANNING - GENERAL ENGR.	300,000			

1	TRANSPORTATION (CONT.)		APPROPRIATION	APPROPRIATION FUND SOURCES
2			ITEMS	GENERAL FUND OTHER FUNDS
3		ALLOCATIONS		
4		*****		
5		***** TRANSPORTATION *****		
6		*****		
7	DEPARTMENT OF PUBLIC SAFETY			
8	WEIGH STATIONS			
9	MAJOR REPAIR OF WEIGH STATIONS		25,000	25,000
10	DEPARTMENT OF TRANSPORTATION/PUBLIC FACILITIES			
11	MARINE TRANSPORTATION		375,000	375,000
12	DREDGING, HAINES TERMINAL	50,000		
13	POWER PACK REPAIRS	45,000		
14	NAVIGATIONAL LIGHTS CONVERSION	80,000		
15	PIPING REPLACEMENT	100,000		
16	VESSEL SPARE PARTS PROGRAM	100,000		
17	DEPARTMENT OF TRANSPORTATION/PUBLIC FACILITIES			
18	ANCHORAGE INTERNATIONAL AIRPORT		11,315,000	11,315,000
19	INTERNATIONAL TERMINAL	10,100,000		
20	SECURITY PLAN DEVELOPMENT	650,000		
21	EQUIPMENT	215,000		
22	SKID RESISTANT SEAL, EAST/WEST TAXIWAY	350,000		
23	FAIRBANKS INTERNATIONAL AIRPORT		620,000	620,000
24	TAXIWAY EXTENSION	385,000		
25	RUNWAY 1L SAFETY AREA	235,000		

1	GENERAL GOVERNMENT (CONT.)		APPROPRIATION	APPROPRIATION FUND SOURCES
2			ITEMS	GENERAL FUND
3		ALLOCATIONS		OTHER FUNDS
4		*****		
5		***** GENERAL GOVERNMENT *****		
6		*****		
7	DEPARTMENT OF ADMINISTRATION			
8	LEASING AND FACILITIES			
9	EMPLOYEE HOUSING MAINTENANCE		250,000	250,000
10	RETIREMENT & BENEFITS			
11	SYSTEMS DEVELOPMENT		450,000	450,000
12	DATA PROCESSING			
13	TELECOMMUNICATIONS NETWORK CONTROL SYSTEM		40,000	40,000
14	DEPARTMENT OF TRANSPORTATION/PUBLIC FACILITIES			
15	BUILDINGS MAINTENANCE AND OPERATIONS		584,500	584,500
16	ROOF REHABILITATION STATEWIDE	350,000		
17	HEATING & AIR CONDITIONING MAINTENANCE & RENOVAT	150,000		
18	SUBPORT BUILDING FIRE CODE MODIFICATIONS	84,500		
19	STATE EQUIPMENT FLEET		9,785,900	9,785,900
20	YARD EQUIPMENT	118,200		
21	COMPUTER TERMINALS	30,600		
22	REPLACEMENT OF EQUIPMENT	9,637,100		

23 * SEC. 13 THE FOLLOWING IS A LISTING SETTING OUT THE FUNDING OF THE APPROPRIATIONS MADE IN THE PRECEDING SECTIONS OF THIS
 24 ACT. THE LISTING IS ARRANGED IN PROGRAM CATEGORY ORDER FOR THE OPERATING EXPENDITURES ONLY, WITH ALL CATEGORIES OF CAPITAL
 25 PROJECTS EXPENDITURES COMBINED INTO THE LAST SECTION. THIS LISTING IS INCLUDED FOR INFORMATIONAL PURPOSES ONLY.

26 EDUCATION

27	FEDERAL RECEIPTS	22,983,100
28	GENERAL FUND MATCH	1,845,400
29	GENERAL FUND	331,996,100
30	INTER-AGENCY RECEIPTS	2,947,100
31	PROGRAM RECEIPTS	2,760,600
32	SCHOOL FUND (CIGARETTE TAX)	2,003,200
33	DONATED COMMODITY HANDLING FEE ACCOUNT	85,700
34	PUBLIC LAW 81-874/GENERAL FUND	17,700,000
35	TRAINING AND BUILDING FUND	250,000
36	*** TOTAL FUNDING - EDUCATION ***	382,571,200

37 UNIVERSITY OF ALASKA

38	FEDERAL RECEIPTS	45,781,500
39	GENERAL FUND MATCH	2,247,100
40	GENERAL FUND	86,918,600
41	PROGRAM RECEIPTS	12,172,800
42	STUDENT FEES, UNIVERSITY OF ALASKA	7,454,000
43	INDIRECT COST RECOVERY	3,673,900
44	RESTRICTED RECEIPTS, U OF A	4,875,300
45	*** TOTAL FUNDING - UNIVERSITY OF ALASKA ***	163,123,200

46 SOCIAL SERVICES

47	FEDERAL RECEIPTS	60,662,900
48	GENERAL FUND MATCH	14,689,900
49	GENERAL FUND	57,499,500
50	INTER-AGENCY RECEIPTS	3,295,500

1	SOCIAL SERVICES (CONT.)	
2	PROGRAM RECEIPTS	714,400
3	TITLE 20	4,450,000
4	TRAINING AND BUILDING FUND	150,000
5	*** TOTAL FUNDING - SOCIAL SERVICES ***	141,462,200
6	HEALTH	
7	FEDERAL RECEIPTS	25,649,500
8	GENERAL FUND MATCH	6,038,000
9	GENERAL FUND	47,908,200
10	INTER-AGENCY RECEIPTS	1,033,700
11	PROGRAM RECEIPTS	129,400
12	FEDERAL REVENUE SHARING FUND	8,958,500
13	*** TOTAL FUNDING - HEALTH ***	89,717,300
14	NATURAL RESOURCE MANAGEMENT	
15	FEDERAL RECEIPTS	14,806,400
16	GENERAL FUND MATCH	2,222,600
17	GENERAL FUND	72,837,500
18	INTER-AGENCY RECEIPTS	778,000
19	FISH AND GAME FUND	4,235,400
20	PROGRAM RECEIPTS	3,985,200
21	MARINE/COASTAL PROTECTION FUND	450,800
22	*** TOTAL FUNDING - NATURAL RESOURCE MANAGEMENT ***	99,315,900
23	PUBLIC PROTECTION	
24	FEDERAL RECEIPTS	5,762,600
25	GENERAL FUND MATCH	1,991,300
26	GENERAL FUND	22,293,400
27	REAL ESTATE SURETY FUND	75,000

1	PUBLIC PROTECTION (CONT.)	
2	PROGRAM RECEIPTS	2,306,500
3	SECOND INJURY FUND RESERVE ACCOUNT	1,056,100
4	DISABLED FISHERMANS RESERVE ACCOUNT	446,700
5	*** TOTAL FUNDING - PUBLIC PROTECTION ***	33,931,600
6	ADMINISTRATION OF JUSTICE	
7	FEDERAL RECEIPTS	5,552,000
8	GENERAL FUND MATCH	429,000
9	GENERAL FUND	87,051,500
10	INTER-AGENCY RECEIPTS	473,800
11	PROGRAM RECEIPTS	56,100
12	*** TOTAL FUNDING - ADMINISTRATION OF JUSTICE ***	93,562,100
13	DEVELOPMENT	
14	FEDERAL RECEIPTS	4,140,100
15	GENERAL FUND MATCH	249,600
16	GENERAL FUND	46,775,100
17	INTER-AGENCY RECEIPTS	3,818,600
18	AGRICULTURAL LOAN FUND	168,500
19	PROGRAM RECEIPTS	562,900
20	SURPLUS PROPERTY REVOLVING FUND	252,700
21	VETERANS REVOLVING LOAN FUND	1,688,300
22	RENEWABLE RESOURCE DEVELOPMENT FUND	859,700
23	*** TOTAL FUNDING - DEVELOPMENT ***	58,515,500
24	TRANSPORTATION	
25	FEDERAL RECEIPTS	200,000
26	GENERAL FUND	129,683,400
27	INTER-AGENCY RECEIPTS	2,127,100

1	TRANSPORTATION (CONT.)	
2	INTERNATIONAL AIRPORT REVENUE FUND	15,084,400
3	PROGRAM RECEIPTS	2,096,400
4	*** TOTAL FUNDING - TRANSPORTATION ***	149,191,300
5	GENERAL GOVERNMENT	
6	FEDERAL RECEIPTS	685,000
7	GENERAL FUND MATCH	170,700
8	GENERAL FUND	62,418,700
9	INTER-AGENCY RECEIPTS	24,893,900
10	FICA ADMINISTRATION FUND ACCOUNT	69,900
11	HIGHWAY WORKING CAPITAL FUND	12,632,900
12	PROGRAM RECEIPTS	1,259,400
13	PUBLIC EMPLOYEES RETIREMENT FUND	941,400
14	TEACHERS RETIREMENT SYSTEM FUND	901,200
15	*** TOTAL FUNDING - GENERAL GOVERNMENT ***	103,973,100
16	NEW LEGISLATION	
17	*** TOTAL FUNDING - NEW LEGISLATION ***	
18	CAPITAL PROJECTS	
19	FEDERAL RECEIPTS	5,457,000
20	GENERAL FUND MATCH	50,000
21	GENERAL FUND	18,641,400
22	INTER-AGENCY RECEIPTS	40,000
23	HIGHWAY WORKING CAPITAL FUND	9,785,900
24	INTERNATIONAL AIRPORT REVENUE FUND	10,278,000
25	PUBLIC EMPLOYEES RETIREMENT FUND	225,000
26	TEACHERS RETIREMENT SYSTEM FUND	225,000
27	*** TOTAL FUNDING - CAPITAL PROJECTS ***	44,702,300
28	***** TOTAL BUDGET *****	1,360,066,000

1 CAPITAL PROJECTS (CONT.)

2 * SEC. 11 THIS ACT TAKES EFFECT IMMEDIATELY IN ACCORDANCE WITH AS 01.10.070(C).

Meet the FN

1 FCC
~~HFC + 2 FCC~~
5FC

cap est.

approx.

1980

HB60

Hecker



RECORDS CERTIFICATION



I, the undersigned, an employee of the State of Alaska, do hereby certify that the microfilm images on this microform are accurate reproductions of the original records of the State of Alaska as accumulated during the regular course of business, and that it is the established policy and practice of this State to microfilm its records and to dispose of the original records after microfilm reproductions have been made.

James O. Smith
Signature of Camera Operator

3/8/90
Date

COMMITTEE REPORT
SENATE

6/8/78

FURTHER: _____

Date: June 10, 1978

Mr. President:

The Committee on FINANCE has had HB 954 special appropriation to the Dept. of Transportation and Public Facilities for acquisition of site for permanent maintenance facilities for state ferries under consideration and (a majority of the committee) (the committee reports it back as follows)

- recommends it do pass () recommends it do not pass
- () recommends it do pass with attached amendment(s)
- () recommends it be replaced with CS for _____
- and _____ () new title () same title
- () AND attaches a Letter of Intent () New Fiscal Note
- () reports it back without recommendation
- () and recommends it be referred to the _____ Committee

MEMBERS SIGNING DO PASS:

OTHER RECOMMENDATIONS:

Chairman

COMMITTEE REPORT

SENATE

6/6/78

FURTHER: _____

Date: June 10, 1978

Mr. President:

The Committee on FINANCE has had HB 954 special appropriation to the Dept. of Transportation and Public Facilities for acquisition of site for permanent maintenance facilities for state ferries under consideration and (a majority of the committee) (the committee reports it back as follows)

- recommends it do pass () recommends it do not pass
- () recommends it do pass with attached amendment(s)
- () recommends it be replaced with CS for _____

- and _____ () new title () same title
- () AND attaches a Letter of Intent () New Fiscal Note
- () reports it back without recommendation
- () and recommends it be referred to the _____ Committee

MEMBERS SIGNING DO PASS:

OTHER RECOMMENDATIONS:

W. J. ...
...
...
...
...
...
...
...
...
...

Chairman

COMMITTEE REPORT

SENATE

FURTHER: FINANCE

5/19/78

Date: June 9, 1978

Mr. President:

The Committee on STATE AFFAIRS has had HB 954 special appropriation to the Dept. of Transportation and Public Facilities for acquisition of site for permanent maintenance facilities for state ferries under consideration and (a majority of the committee) (the committee reports it back as follows)

- recommends it do pass () recommends it do not pass
- recommends it do pass with attached amendment(s)
- recommends it be replaced with CS for _____
- and _____ () new title () same title
- AND attaches a Letter of Intent () New Fiscal Note
- reports it back without ^{individual} recommendation
- and recommends it be referred to the _____ Committee

MEMBERS SIGNING DO PASS:

OTHER RECOMMENDATIONS:

N. V. Kuttal Do pass
John Williams Do pass
John Williams Do pass

N. V. Kuttal
Chairman

MEMO May 23, 1978
TO SENATOR KERTTULA
SENATOR WILLIS
SENATOR SACKETT
FROM SENATOR ZIEGLER
RE HB 954

*Judy
agenda*

attached

I bet you thought you'd never hear from me again!

HB 954 would appropriate \$ 1 million which, together with additional sums added thereto by the federal government and the City of Ketchikan, would enable maintenance on the ferry fleet or at least a substantial portion thereof to be done in Alaska.

I have been told that this project would be economically feasible and that the state would be the financial beneficiary in the long run. If this information is correct, as per the background material from Representative Gardiner which I have given you, perhaps you might want to give some consideration to the bill in these waning days.

PHZ/pkz

*3
K & J*

*let me know when this
bill comes in.*

Judy

Introduced: 4/28/78
Referred: State Affairs and
Finance

1 IN THE HOUSE

BY THE JUDICIARY COMMITTEE

2 HOUSE BILL NO. 954

3 IN THE LEGISLATURE OF THE STATE OF ALASKA

4 TENTH LEGISLATURE - SECOND SESSION

5 A BILL

6 For an Act entitled: "An Act making a special appropriation to the Depart-
7 ment of Transportation and Public Facilities for the
8 acquisition of a site for a permanent maintenance
9 facility for state ferries; and providing for an
10 effective date."

11 BE IT ENACTED BY THE LEGISLATURE OF THE STATE OF ALASKA:

12 * Section 1. The sum of \$1,000,000 is appropriated from the general fund
13 to the Department of Transportation and Public Facilities for the acquisition
14 of a site suitable for the maintenance of state ferries in Ketch'kan.

15 * Sec. 2. This Act takes effect immediately in accordance with AS 01.10.-
16 070(c).

17

18

19

20

21

22

23

24

25

26

27

28

29

STATE OF ALASKA

JAY S. HAMMOND, GOVERNOR

DEPARTMENT OF TRANSPORTATION
and PUBLIC FACILITIES

MAINTENANCE AND OPERATIONS

4111 AVIATION AVENUE, POUCH 6900
ANCHORAGE 99502 (TELEX 25-185)

February 22, 1978

Mr. Ira Winograd
Office of Economic Programs
Ketchikan Gateway Borough
344 Front Street
Ketchikan, Alaska 99901

Dear Mr. Winograd:

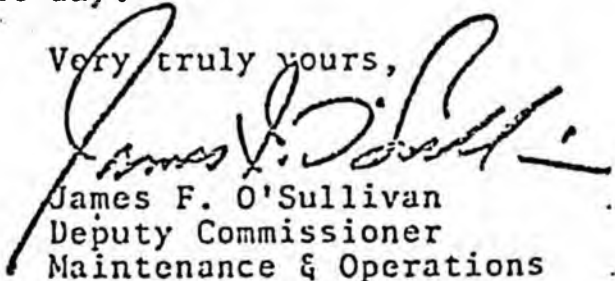
The Alaska Marine Highway System has high hopes that we will soon have Southeastern Alaska maintenance bases available to us. We look forward to the day when only dry docking and associated work will be let to bidders outside Alaska. To that end we are encouraging Southeastern ports to participate with us in activity which will result in new business for those communities.

Our study of this system change was not entered into in 1977 due to the lack of all definitive data. With inauguration of our new winter maintenance and lay up procedure this year, we have now defined our requirements.

We plan to meet with your members during the month of March and our proposal will be laid before you at that time. You may rest assured that this administration - the Governor and Commissioner Harris - are intensely interested in performing the maximum amount of repair and maintenance work on these vessels in the State of Alaska. We wish to give the Southeast communities and the local businesses the opportunity to present their proposals for filling our requirements.

Bill Hudson will coordinate the date of this first meeting. He and I both look forward to that day.

Very truly yours,



James F. O'Sullivan
Deputy Commissioner
Maintenance & Operations

JFO'S:hj

cc: Representative Terry Gardiner
Representative Oral Freeman
Senator Robert Ziegler, Sr.
Commissioner Donald Harris



Alaska State Legislature

House of Representatives

Committee on Judiciary

Pouch V
State Capitol
Juneau, Alaska 99811

Official Business

TO: Senator Ziegler
FROM: Rep. Gardiner *14*
RE: HB 954, Marine Maintenance

DATE: May 22, 1978


Attached are back up materials for HB 954 which would appropriate \$1 million for the development of a marine maintenance facility capable of maintaining Alaska ferries in Ketchikan.

Coupled with \$500,000 of local port funds and \$500,000 of HUD development funds being applied for a total of \$2 million would be available. This would provide 1,100 feet of dock frontage, necessary utilities, a crane and 78,000 sq. ft. of upland dock and land fill area. This would provide the basic elements now missing in Alaska to adequately provide a maintenance program in state.

The Department of Transportation is presently studying several alternatives for the actual maintenance work. This facility would allow the flexibility for all of those alternatives under consideration.

Other organizations such as the U.S. Coast Guard have expressed interest in using such a maintenance facility. Also the port facility can be used by other commercial users and other industries especially during the summer months.

MB 959



KETCHIKAN GATEWAY BOROUGH

344 FRONT STREET
KETCHIKAN, ALASKA 99901

April 21, 1978

Terry Gardiner
House of Representatives
Pouch V
Juneau, AK 99811

Dear Terry:

ALASKA MARINE HIGHWAY WINTER MAINTENANCE PROGRAM

I. Project

To locate an Alaska Marine Highway winter maintenance program in Alaska.

All non-drydock maintenance will be performed at a site chosen for its ability to enable an efficient and growing State maintenance program.

An additional aspect of the project is the provision of spin-off benefits to the local community. It is preferable for these benefits to accrue to the basic or export sectors because the non-basic sectors are dependent on the ability of local economies to attract outside dollars. The export or basic sectors of an economy refer to the sectors which bring in outside dollars to fuel the local economy. The predominant basic industries in the Southeast maritime communities are regional government, forestry, seafood harvesting and processing, and tourism in descending order of importance. The proposed project will stimulate the basic sector directly and through a spin-off effect which will increase investments in the seafood industry.

II. Objectives

The Alaska Marine Highway is financed by passenger fares, freight tariffs and a \$16,400,000 public subsidy. A domestic maintenance program will recirculate within the State that part of the subsidy which is currently drained off to the Puget Sound shipyards. The annual maintenance budget is approximately \$3,500,000 and most of it is for non-drydock work which could be performed in Alaska. The State would also develop an expertise in the repair of large vessels and this can serve as a base for a developing marine repair industry.

A winter maintenance program would have a strategic impact on the seasonal economies of Southeast. The program can reach its full potential to alleviate seasonal unemployment if it is located where there is an adequate reserve labor supply so the resident unemployed will have first chance at new employment. Therefore, it should be located in a large maritime community.

Non-drydock repair work is environmentally clean and in harmony with the maritime orientation of Southeast communities. It satisfies the objectives of economic growth and environmental protection in this harsh, yet fragile environment.

Since the maintenance program entails an influx of outside dollars into the local economy, it expands and diversifies the basic sector of the economy. The long term stability of many Southeastern communities is threatened by their limited ways of obtaining outside dollars. Any activity which provides basic sector diversification will help obtain long run socio-economic stability and stability is a prerequisite for

the development of a strong local economy which is able to adapt ^{to} changing market conditions.

III. Rationale

A recent study was commissioned by the State of Alaska, Division of Legislative Finance, to explore the feasibility of alternative sites for a marine maintenance program. The report, "Alaska Marine Maintenance Feasibility Study", analyzed market conditions, infrastructure characteristics, and site characteristics for the ports of Ketchikan, Juneau, Sitka, Seward and Kodiak. The Sunny Point site in Ketchikan was chosen as the most suitable site for a domestic maintenance program. The report also concluded that it is financially feasible to conduct all nondrydock repair work in Alaska and that Ketchikan has the most highly developed marine repair infrastructure.

^{Sunny Point}
This site is owned by the New England Fish Company and has been proposed for acquisition by the Port of Ketchikan for development as a shipyard or marine terminal site; part of it has also been considered for the Alaska Division of Marine Transportation as a site for ferry terminal expansion. This site is partially filled, and includes a slip now dredged to a depth of 24 MLLW immediately adjacent to the present ferry terminal. This slip is large enough for construction of a 450' wharf on its south side immediately adjacent to the ferry terminal. The slip could be widened by dredging on its north side to open an area for a drydock with spoil used for further tideland filling. The present wharf face is considered capable of rehabilitation as a berth for a 200-350 foot vessel, and could be extended to 500 feet without obstructing the slip. Existing buildings on this site should be capable of rehabilitation as

shops, warehouse and office space. The tract immediately adjacent to the north is the property of the City of Ketchikan and is capable of adding approximately 500 feet of marginal wharf frontage without dredging. The slip area is very well protected from the prevailing southeast wind, while the face of the existing wharf is exposed. The entire Sunny Point site has been offered to the Alaska Division of Marine Transportation for \$3.4 million. However, it is believed that its fair market value is approximately 50% of this figure. This site is now partially developed in a manner compatible with the requirements of a shipyard, and its further development is capable of economical staging.

From a local perspective, an expanded marine repair industry will help alleviate the impending crises that would result from a closure of the Louisiana Pacific pulp mill, which is the largest employer in the community. World pulp market conditions are depressed and the mill continues to consider a termination of activities. Land withdrawals and Native selections will place a further burden on the mill. Louisiana Pacific is currently cutting lumber which was purchased as part of a 50-year sale. However, the forest has not been regenerating as fast as had been projected and there is a very strong possibility that processing activities will terminate at the end of the 50-year sale. If and when the mill closes, there are no plans for a phased slowdown or personnel relocations. Many of Ketchikan's workers are blue collar and do not have a high mobility. From the local perspective, it is imperative that the local economy diversify if it is to avoid severe hardship among residents.

Within a decade or so the marine repair industry may develop into a growing business in Ketchikan. Due to Ketchikan's mild climatic conditions, it is the only logical site in Alaska to repair and maintain a large

domestic fleet of groundfish vessels. In fact, the existence of a repair facility will help secure a domestic groundfish fleet for Alaska. Over time, it is possible to expand the facilities to include dry-docking so that ships in Alaskan waters will be able to avoid the long emergency or off-season run to Puget Sound.

IV. Program

The proposed program consists of a finance and a management package. First round finances will come from the Federal Government and the State Legislature. Second round finances will come from New England Fish Company. Management will be the responsibility of the local non-profit economic development corporation.

On April 18, 1978 the Dept. of Housing and Urban Development announced that an allocation for Fiscal Year 1978 of \$691,000 has been made for Alaska under the Small Cities Community Development Block Grant Program. Grants are divided into comprehensive and single purpose classifications. Comprehensive grants are eligible for multi-year funding up to \$1,000,000 over three years. I propose that the State Department of Commerce and Economic Development and the City of Ketchikan file a joint preapplication on behalf of the Ketchikan Local Economic Development Corporation under the Comprehensive Program for a 3-year \$500,000 grant which will be used to help purchase the Sunny Point Cannery site in preparation for a winter maintenance program. The request will be predicated on an agreement with the seller, New England Fish Company, that all H.U.D. money payments will be invested in the local community to create additional employment in the seafood industry. The State Legislature would finance \$1,000,000 to complete the purchase of the property over time.

The project is attractive to all parties involved in the transaction.

The Director of Community Planning and Development for the Department of Housing and Urban Development, Harry E. McGee, has indicated that H.U.D. would look favorably on a project such as this because it provides significant leverage as it recirculates H.U.D. investments to two basic sectors of the local economy, marine maintenance and seafood industries, thus providing double the impact for each grant dollar expended. The Comprehensive program would meet the four eligible criteria of § 570.423 Federal Rules & Regulations: 1) Address a substantial portion of the identifiable community development needs within a defined concentrated area; 2) Involve two or more activities that bear a relationship to each other, excluding administration, planning and management, and which either in terms of support or necessity are carried out in a coordinated manner; 3) Have a beneficial impact within a reasonable period of time; 4) Be developed through assessment of the applicant's community development, housing and economic needs.

The Borough Assembly of the Ketchikan Gateway Borough has made economic diversification one of its primary goals. It has spent significant amounts of time and money during fiscal 77-78 to diversify the local economy. An Office of Economic Programs has been created and the Assembly endorsed, by Resolution No. 280, the, "1977 Annual Report and Program Projection", of said Office and a representative citizens advisory group, the Ketchikan Overall Economic Development Program Committee. The report discussed the twelve most important projects concerning Ketchikan's economy and two out of the three top priorities were waterfront development and fisheries development.

H.U.D. uses a point system to rank projects according to the following

"In 1978-79 it will be our goal to attempt significant vessel maintenance and repair works in Alaska." This is in accordance with the directions of Governor Hammond. However, they have opted to simply announce their repair specifications in the usual manner except that Alaskans will be given a chance to bid on the projects. Under this option, it is very unlikely that any marine repair work will be completed in Alaska. The State has to give further consideration to sponsorship options if it is serious about a domestic repair program. This consideration can come from the Administration or the Legislature.

There are three basic options for sponsorship. One, the State can refuse to make any investment in facilities or equipment and continue to put all items out for bid or crew repair. The problem with this option is that domestic firms cannot afford to gear up for a large contract when they have no guarantee that additional work will be done in their locale in future years. This is the option which the administration has chosen. It will not implement a domestic maintenance program.

A second option is for the State to establish a state-owned marine maintenance base complete with shops, equipment and a labor force. Under this option the State would lose the advantages of competitive biddings and it would be given new administrative burdens.

The third option is for the State to finance site acquisition for a permanent maintenance facility. The present combination of bidding and crew labor could be continued. It is reasonable to expect that local firms will gear up for competitive bidding when they know that they have a reasonable chance to obtain work on a yearly basis. Local merchants

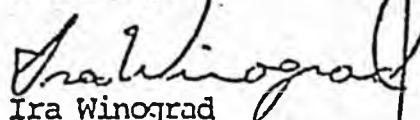
who are interested in marine repair business have already met to discuss how they might participate in a bidding process. Under this option, a domestic maintenance program would develop and the State would not have to invest in shops, equipment or additional labor.

The acquired site would be managed by the Ketchikan Local Economic Development Corporation as a non-profit private enterprise. It would be eligible for financial loans from the Small Business Administration and other agencies, and it would have the authority to create an industrial park, thus gaining eligibility for Economic Development Administration funding.

In order to accomplish this program, the State Legislature must gain a preliminary agreement between N.E.F.C.O. and the State Department of Commerce and Economic Development which will insure a successful H.U.D. Small Cities Comprehensive Program application. The application can be written by the Planning Department of the Ketchikan Gateway Borough and said Department would coordinate with the Local Economic Development Corporation. The State Legislature would have to pursue and obtain \$1,000,000 in funding to match the \$500,000 H.U.D. request which would allow purchase of a site for an Alaska Marine Highway Maintenance program.

I urge your timely review of this proposal. H.U.D. preliminary applications are due between May 1 and May 15, 1978. Please feel free to distribute this proposal to all appropriate parties. I look forward to receiving your comments and I am available for immediate personal consultation. Thank you for your interest.

Sincerely,



Ira Winograd
Acting Planning Director

MEMORANDUM

May 4, 1978

TO: House Finance Committee

FROM: Ira Winograd, acting planner
Ketchikan Gateway Borough

RE: HB 954, Alaska Marine Highway
Winter Maintenance Facility

The project is to locate an Alaska Marine Highway winter maintenance program in Alaska. All non-drydock maintenance will be performed at a site chosen for its ability to enable an efficient and growing state maintenance program.

An additional aspect of the project is provision of spin-off benefits to the local community. It is preferable for these benefits to accrue to the basic or export sectors because the non-basic sectors are dependent on the ability of local economies to attract outside dollars. The export or basic sectors of an economy refer to the sectors which bring in outside dollars to fuel the local economy.

The predominant basic industries in the Southeast maritime communities are regional government, forestry, seafood harvesting and processing, and tourism in descending order of importance. The proposed project will stimulate the basic sector directly and through a spin-off effect which will increase investments in the seafood industry.

The Alaska Marine Highway is financed by passenger fares, freight tariffs and a \$16,400,000 public subsidy. A domestic maintenance program will recirculate within the state that part of the subsidy which is currently drained off to Puget Sound shipyards. The annual maintenance budget is about \$3,500,000 and

most of it is for non-drydock work which could be performed in Alaska. The state would also develop an expertise in the repair of large vessels and this can serve as a base to develop a marine repair industry.

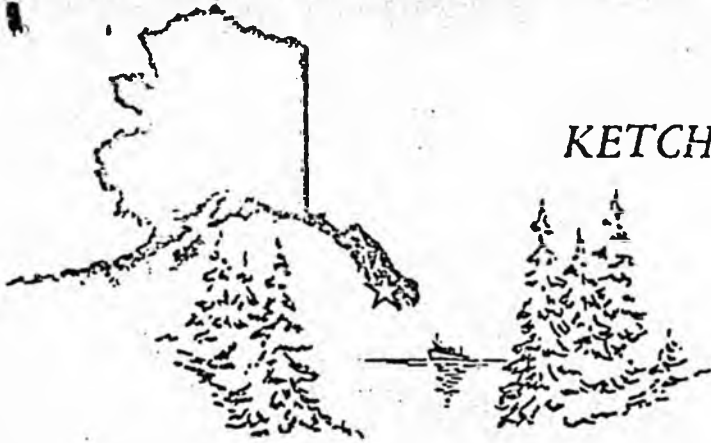
A winter maintenance program would have a strategic impact on the seasonal economies of Southeast. The program can reach its full potential to alleviate seasonal unemployment if it is located where there is an adequate reserve labor supply so that unemployed residents will have first chance at new jobs. Therefore, it should be located in a large maritime community.

A recent study was commissioned by the State of Alaska, Division of Legislative Finance, to explore the feasibility of alternative sites for a marine maintenance program. The report, "Alaska Marine Maintenance Feasibility Study," analyzed market conditions, infrastructure characteristics, and site characteristics for the ports of Ketchikan, Juneau, Sitka, Seward and Kodiak. The report concluded that it is financially feasible to conduct all non-drydock repair work in Alaska and that Ketchikan has the most highly developed marine repair infrastructure.

From a local perspective, an expanded marine repair industry will help cushion impending crises in the event the Louisiana-Pacific pulp mill were to close, which company officials say is a real possibility because of market conditions and land withdrawals.

Within a decade, the marine repair industry may develop into a growing business in Ketchikan. Because of Ketchikan's mild climate, it is the only logical site in Alaska to repair and maintain a

large domestic fleet of groundfish vessels. In fact, existence of a repair facility will help secure a domestic groundfish fleet for Alaska. Over time it is possible to expand the facilities to include drydocking so that ships in Alaska will be able to avoid the long emergency or off-season run to Puget Sound.



KETCHIKAN GATEWAY BOROUGH

344 FRONT STREET
KETCHIKAN, ALASKA 99901

May 3, 1978

House Finance Committee
Pouch V
Juneau, Alaska 99811

Dear Sirs:

Re: H.B. 954 - Alaska Marine Highway Winter Maintenance

My name is Anthony Nakazawa. I am employed as the Economic Development Specialist for the Ketchikan Gateway Borough. I would like to offer the following testimony in support of H.B. 954:

ALASKA MARINE HIGHWAY WINTER MAINTENANCE PROGRAM

I. Project

To locate an Alaska Marine Highway (A.M.H.) winter maintenance program in Alaska. All non-drydock maintenance will be performed at a site chosen for its ability to enable an efficient and growing State maintenance program.

An additional aspect of the project is the provision of spin-off benefits to the local community. It is preferable for these benefits to accrue to the basic or export sectors because the non-basic sectors are dependent on the ability of local economies to attract outside dollars. The export or basic sectors of an economy refer to the sectors which bring in outside dollars to fuel the local economy. The predominant basic industries in the Southeast maritime communities are regional government, forestry, seafood harvesting and processing, and tourism in descending order of importance. The proposed project will stimulate the basic sector directly and through spin-off effects which will increase investments in the seafood industry.

II. Objectives

The A.M.H. is financed by passenger fares, freight tariffs and a \$16,400,000 public subsidy. A domestic maintenance program will

recirculate within the State that part of the subsidy program which is currently drained off by the Puget Sound shipyards. The annual maintenance budget is approximately \$3,500,000 and most of it is for non-drydock work which could be performed in Alaska. The State would also develop an expertise in the repair of large vessels and this can serve as a base for a developing marine repair industry.

A winter maintenance program would have a strategic impact on the seasonal economies of Southeast. The program can reach its full potential to alleviate seasonal unemployment if it is located where there is an adequate reserve labor supply so the resident unemployed will have first chance at new employment. Therefore, it should be located in a large maritime community.

Non-drydock repair work is environmentally clean and in harmony with the maritime orientation of Southeast communities. It satisfies the objectives of economic growth and environmental protection in this harsh, yet fragile environment.

Since the maintenance program entails an influx of outside dollars into the local economy, it expands and diversifies the basic sector of the economy. The long term stability of many Southeastern communities is threatened by their limited ways of obtaining outside dollars. Any activity which provides basic sector diversification will help obtain long run socio-economic stability and stability is a prerequisite for the development of a strong local economy which is able to adapt to changing market conditions.

III. Rationale

A recent study was commissioned by the State of Alaska, Division of Legislative Finance, to explore the feasibility of alternative sites for a marine maintenance program. The report, "Alaska Marine Maintenance Feasibility Study", analyzed market conditions, infrastructure characteristics, and site characteristics for the ports of Ketchikan, Juneau, Sitka, Seward and Kodiak.

Ketchikan was chosen as the most suitable site for a domestic maintenance program and it was noted that Ketchikan has the most highly developed marine repair infrastructure of any of the other study areas. The report also concluded that it is financially feasible to conduct all non-drydock repair work in Alaska.

Several developments, such as increased fishing activity, shipping increases due to oil-gas trade, and Coast Guard activity further complement the decision for A.M.H. winter maintenance in Ketchikan. Within a decade or so the marine repair industry may develop into a growing business in Ketchikan. Due to Ketchikan's mild climatic conditions, it is the only logical site in Alaska to repair and maintain a large domestic fleet of groundfish vessels. In fact, the existence of a repair facility will help secure a domestic groundfish fleet for Alaska. Over time, it is possible to expand the facilities to include dry-docking so that ships in Alaskan waters will be able to avoid the long emergency or off-season run to Puget Sound.

IV. Options

On March 30, 1978 the Division of Marine Highway Systems issued an agenda and policy statement for public discussions. It stated that "In 1978-79 it will be our goal to attempt significant vessel maintenance and repair works in Alaska". This is in accordance with the directions of Governor Hammond. However, they have opted to simply announce their repair specifications in the usual manner except that Alaskans will be given a chance to bid on the projects. Under this option, it is very unlikely that any marine repair work will be completed in Alaska. The State has to give further consideration to sponsorship options if it is serious about a domestic repair program. This consideration can come from the Administration or the Legislature.

There are three basic options for sponsorship:

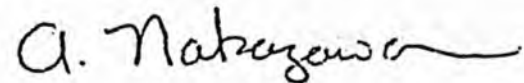
- 1) The State can refuse to make any investment in facilities or equipment and continue to put all items out for bid or crew repair. The problem with this option is that domestic firms cannot afford to gear up for a large contract when they have no guarantee that additional work will be done in their locale in future years. This the option which the administration has chosen. It will not implement a domestic maintenance program.
- 2) The State can establish a state-owned marine maintenance base complete with shops, equipment and a labor force. Under this option the State loses the advantages of competitive biddings and it would be given new administrative burdens.
- 3) The State could finance site acquisition for a permanent maintenance facility. The present combination of bidding and crew labor could be continued. It is reasonable to expect that local firms will gear up for competitive bidding when they know that they have a reasonable chance to obtain work on a yearly basis. Local merchants in Ketchikan who are interested in marine repair business have already met to discuss how they might participate in a bidding process. Under this option, a domestic maintenance program would develop and the State would not have to invest in shops, equipment or additional labor. The acquired site could be managed by setting up a Ketchikan Local Economic Development Corporation as a non-profit private enterprise. It would be eligible for financial loans from the Small Business Administration and other agencies, and it would have the authority to create an industrial park, thus gaining eligibility for Economic Development Administration funding.

A decision as to State participation has to be made. The seasonality of Ketchikan's marine repair industry hinders private capital investments in ship repair facilities. The private market cannot expand and develop facilities sufficient to realize the potential economies available. Washington State operators, who through the assistance

of past public investments, are now able to realize the benefits that capacity considerations and large markets enable them. If Southeast is to remain economically viable, given the present bottlenecks for development, the issues of diversification and stability have to be addressed by the public sector. The third option, while ambitious, is a very feasible approach whose time has come. Public investment is needed to achieve the so-called, but very real, "take-off" stage in developing local economies.

Thank you.

Respectfully,

A handwritten signature in cursive script that reads "A. Nakazawa". The signature is written in dark ink and has a fluid, connected style.

Anthony Nakazawa

Economic Development Specialist
Ketchikan Gateway Borough

Introduced: 1/24/79
Referred: Finance

1 IN THE HOUSE

BY THE RULES COMMITTEE BY
REQUEST OF THE GOVERNOR

2 HOUSE BILL, NO. 60

3 IN THE LEGISLATURE OF THE STATE OF ALASKA

4 ELEVENTH LEGISLATURE - FIRST SESSION

5 A BILL

6 For an Act entitled: "An Act appropriating for the operating and capital
7 expenses of the state government; and providing for
8 an effective date."

9 BE IT ENACTED BY THE LEGISLATURE OF THE STATE OF ALASKA:

10 * Section 1. Included within the general fund amounts appropriated
11 according to the schedules in secs. 8 and 9 of this Act, the following
12 amounts are from the unreserved special accounts in the general fund:

	Operating	Capital
14 Highway Fuel Tax Account	\$23,400,000	
15 Aviation Fuel Tax Account	3,500,000	
16 Watercraft Fuel Tax Account		\$2,400,000

17 * Sec. 2. A sum is appropriated from the general fund necessary to pay
18 interest on revenue anticipation notes issued by the commissioner of reve-
19 nue under AS 43.08.010.

20 * Sec. 3. (a) Federal or other program receipts which exceed the
21 amounts appropriated in this Act are appropriated upon the determination of
22 the division of budget and management, approved by the governor, that

23 (1) the expenditure of the receipts is consistent with the sta-
24 tutory authority under which the receiving agency functions, and

25 (2) the expenditure of the receipts is for a purpose which is
26 consistent with others for which money has been appropriated by the legis-
27 lature.

28 (b) The division of budget and management shall advise the legisla-
29 tive finance division of each expenditure approved by the governor under

1 subsec. (a) within 15 days after its approval.

2 * Sec. 4. If program receipts fall short of the estimates appropriated
3 by this Act, the affected appropriation shall be reduced by the amount of
4 the shortfall in receipts.

5 * Sec. 5. Amounts equivalent to the amounts to be received in settle-
6 ment of insurance claims for property losses are appropriated from the gen-
7 eral fund to the affected agency for the purpose of replacing the facility
8 or service lost as a result of the incident giving rise to the insurance
9 claim.

10 * Sec. 6. If federal or other program receipts exceed the estimates ap-
11 propriated by this Act, the appropriation from state funds for the affected
12 program may be reduced by the amount of the excess if the reductions are
not inconsistent with applicable federal statutes.

14 (SUMMARY TABLE FOLLOWS ON PAGE 3)

BUDGET SUMMARY BY FUNDING SOURCE

FUNDING SOURCE	OPERATING BUDGET	CAPITAL BUDGET	TOTAL BUDGET
FEDERAL RECEIPTS	186,223,100	5,457,000	191,680,100
GENERAL FUND MATCH	29,883,600	50,000	29,933,600
GENERAL FUND	945,382,000	18,641,400	964,023,400
INTER-AGENCY RECEIPTS	39,367,700	40,000	39,407,700
78 UNIVERSITY OF ALASKA FACILITIES BONDS			
78 HEALTH FACILITIES BONDS			
78 FISH AND GAME FACILITIES BONDS			
78 SCHOOL FACILITIES BONDS			
78 WATER AND SEWER SYSTEM BONDS			
PARKS AND RECREATION FACILITIES BONDS			
MILITARY PREPAREDNESS FACILITIES BONDS			
78 JUDICIAL FACILITIES BONDS			
78 CORRECTIONAL FACILITIES BONDS			
78 HARBOR/FLOOD CONTROL FACILITIES BONDS			
78 TRANSPORTATION FACILITIES BONDS			
78 PUBLIC SAFETY FACILITIES BONDS			
REAL ESTATE SURETY FUND	75,000		75,000
AGRICULTURAL LOAN FUND	168,500		168,500
FICA ADMINISTRATION FUND ACCOUNT	69,900		69,900
FISH AND GAME FUND	4,235,400		4,235,400
HIGHWAY WORKING CAPITAL FUND	12,632,900	9,785,900	22,418,800
INTERNATIONAL AIRPORT REVENUE FUND	15,084,400	10,278,000	25,362,400
PROGRAM RECEIPTS	26,043,700		26,043,700
PUBLIC EMPLOYEES RETIREMENT FUND	941,400	225,000	1,166,400
SCHOOL FUND (CIGARETTE TAX)	2,003,200		2,003,200
SECUND INJURY FUND RESERVE ACCOUNT	1,056,100		1,056,100
DISABLED FISHERMANS RESERVE ACCOUNT	446,700		446,700
SURPLUS PROPERTY REVOLVING FUND	252,700		252,700
TEACHERS RETIREMENT SYSTEM FUND	901,200	225,000	1,126,200
VETERANS REVOLVING LOAN FUND	1,688,300		1,688,300
FEDERAL REVENUE SHARING FUND	8,958,500		8,958,500
STUDENT FEES, UNIVERSITY OF ALASKA	7,454,000		7,454,000
INDIRECT COST RECOVERY	3,673,900		3,673,900
MARINE/COASTAL PROTECTION FUND	450,800		450,800
DONATED COMMODITY HANDLING FEE ACCOUNT	85,700		85,700
UNIVERSITY OF ALASKA-FEDERAL RESTRICTED	17,700,000		17,700,000
PUBLIC LAW 81-874/GENERAL FUND	859,700		859,700
RENEWABLE RESOURCE DEVELOPMENT FUND			
STUDENT REVOLVING LOAN FUND	4,450,000		4,450,000
TITLE 20	4,875,300		4,875,300
RESTRICTED RECEIPTS, U OF A	400,000		400,000
TRAINING AND BUILDING FUND			
UNIVERSITY ACTIVITIES FACILITIES BONDS			
UNIVERSITY OF ALASKA REVENUE BONDS			
**** TOTALS ****	\$1,315,363,700	\$44,702,300	\$1,360,066,000

1 EDUCATION (CONT.)			APPROPRIATION	APPROPRIATION FUND SOURCES	
		ALLOCATIONS	ITEMS	GENERAL FUND	OTHER FUNDS
2					
3					
4	TUITION STUDENTS	4,181,100			
5	BOARDING HOME GRANTS	2,736,200			
6	STATE CONTRACT PROGRAMS	19,584,100			
7	RURAL SCHOOL VOCATIONAL ED PROGRAM	700,000			
8	ADMINISTRATION & PROGRAM SUPPORT		2,093,600	1,822,400	271,200
9	ADMINISTRATIVE SERVICES	874,000			
10	FINANCIAL ACCOUNTING & AUDIT	402,300			
11	GENERAL OVERHEAD	817,300			
12	FOUNDATION PROGRAM COMPONENTS		216,971,000	215,475,000	1,496,000
13	STUDENT ADM SUPPORT	167,442,400			
14	SPECIAL EDUCATION ADJUSTMENTS	22,200,900			
15	VOCATIONAL EDUCATION ADJUSTMENTS	15,202,300			
16	BIA TRANSFER UNITS	200,000			
17	CORRESPONDENCE STUDY-DJE	1,496,000			
18	CORRESPONDENCE STUDY-LCCAL	3,468,000			
19	COMMUNITY SCHOOLS ADJUSTMENTS	1,174,900			
20	BILINGUAL PROGRAM ADJUSTMENT	5,786,500			
21	MUSEUMS		553,300	553,300	
22	STATE LIBRARY		2,407,000	2,106,400	300,600
23	REGULAR OPERATIONS	1,735,000			
24	ANCHORAGE MEDIA CENTER	504,400			
25	ALASKA HEALTH SCIENCES LIBRARY	158,600			
26	BLUE BOOK	9,000			

CORRECTION

**THIS DOCUMENT
HAS BEEN REPHOTOGRAPHED
TO ASSURE LEGIBILITY**

BUDGET SUMMARY BY FUNDING SOURCE

FUNDING SOURCE	OPERATING BUDGET	CAPITAL BUDGET	TOTAL BUDGET
FEDERAL RECEIPTS	186,223,100	5,457,000	191,680,100
GENERAL FUND MATCH	29,883,600	50,000	29,933,600
GENERAL FUND	945,382,000	18,641,400	964,023,400
INTER-AGENCY RECEIPTS	39,367,700	40,000	39,407,700
78 UNIVERSITY OF ALASKA FACILITIES BONDS			
78 HEALTH FACILITIES BONDS			
78 FISH AND GAME FACILITIES BONDS			
78 SCHOOL FACILITIES BONDS			
78 WATER AND SEWER SYSTEM BONDS			
PARKS AND RECREATION FACILITIES BONDS			
MILITARY PREPAREDNESS FACILITIES BONDS			
78 JUDICIAL FACILITIES BONDS			
78 CORRECTIONAL FACILITIES BONDS			
78 HARBOR/FLOOD CONTROL FACILITIES BONDS			
78 TRANSPORTATION FACILITIES BONDS			
78 PUBLIC SAFETY FACILITIES BONDS			
REAL ESTATE SURETY FUND	75,000		75,000
AGRICULTURAL LOAN FUND	168,500		168,500
FICA ADMINISTRATION FUND ACCOUNT	69,900		69,900
FISH AND GAME FUND	4,235,400		4,235,400
HIGHWAY WORKING CAPITAL FUND	12,632,900	9,785,900	22,418,800
INTERNATIONAL AIRPORT REVENUE FUND	15,084,400	10,278,000	25,362,400
PROGRAM RECEIPTS	26,043,700		26,043,700
PUBLIC EMPLOYEES RETIREMENT FUND	941,400	225,000	1,166,400
SCHOOL FUND (CIGARETTE TAX)	2,003,200		2,003,200
SECOND INJURY FUND RESERVE ACCOUNT	1,056,100		1,056,100
DISABLED FISHERMANS RESERVE ACCOUNT	446,700		446,700
SURPLUS PROPERTY REVOLVING FUND	252,700		252,700
TEACHERS RETIREMENT SYSTEM FUND	901,200	225,000	1,126,200
VETERANS REVOLVING LOAN FUND	1,688,300		1,688,300
FEDERAL REVENUE SHARING FUND	8,958,500		8,958,500
STUDENT FEES, UNIVERSITY OF ALASKA	7,454,000		7,454,000
INDIRECT COST RECOVERY	3,673,900		3,673,900
MARINE/COASTAL PROTECTION FUND	450,800		450,800
DONATED COMMODITY HANDLING FEE ACCOUNT	85,700		85,700
UNIVERSITY OF ALASKA-FEDERAL RESTRICTED			
PUBLIC LAW 81-874/GENERAL FUND	17,700,000		17,700,000
RENEWABLE RESOURCE DEVELOPMENT FUND	859,700		859,700
STUDENT REVOLVING LOAN FUND			
TITLE 20	4,450,000		4,450,000
RESTRICTED RECEIPTS, U OF A	4,875,300		4,875,300
TRAINING AND BUILDING FUND	400,000		400,000
UNIVERSITY ACTIVITIES FACILITIES BONDS			
UNIVERSITY OF ALASKA REVENUE BONDS			
**** TOTALS ****	\$1,315,363,700	\$44,702,300	\$1,360,066,000

1 * SEC. 8 THE FOLLOWING ITEMS ARE HEREBY APPROPRIATED AND ALLOCATED FOR OPERATING EXPENDITURES FROM THE GENERAL FUND OR
 2 OTHER FUNDS AS SET OUT IN SEC. 7 TO THE STATE AGENCIES NAMED AND FOR THE PURPOSES EXPRESSED FOR THE FISCAL YEAR BEGINNING
 3 JULY 1, 1979 AND ENDING JUNE 30, 1980 UNLESS OTHERWISE SPECIFIED.

	ALLOCATIONS	APPROPRIATION ITEMS	APPROPRIATION FUND SOURCES	
			GENERAL FUND	OTHER FUNDS
4				
5				
6	* * * * *			
7	* * * * * EDUCATION * * * * *			
8	* * * * *			
9	OFFICE OF THE GOVERNOR			
10	ALASKA HISTORICAL COMMISSION	207,000	207,000	
11	ALASKA ARTS COUNCIL	1,383,000	735,800	647,200
12	ADMINISTRATION AND SUPPORT	250,000		
13	GRANTS	1,133,000		
14	DEPARTMENT OF ADMINISTRATION			
15	TEACHER RETIREMENT			
16	REGULAR TRS STATE		17,187,400	17,187,400
17	DEPARTMENT OF EDUCATION			
18	FINANCIAL SUPPORT PROGRAMS		96,178,700	61,587,000
19	PUPIL TRANSPORTATION-PUBLIC	19,900,000		
20	DEBT RETIREMENT-LOCAL	25,011,100		
21	STUDENT LUNCH PROGRAM	2,700,000		
22	TOBACCO TAX DISTRIBUTION	2,003,200		
23	LOCAL FORMULA-REAA	6,742,200		
24	SOS ASHA PAYMENTS	286,000		
25	BILINGUAL FUND	496,300		
26	REGIONAL RESOURCE CENTERS	350,000		
27	FEDERAL PROGRAMS	11,488,500		

1 EDUCATION (CONT.)

2		ALLOCATIONS	APPROPRIATION ITEMS	APPROPRIATION GENERAL FUND	FUND SOURCES OTHER FUNDS
3					
4	TUITION STUDENTS	4,181,100			
5	BOARDING HOME GRANTS	2,736,200			
6	STATE CONTRACT PROGRAMS	19,584,100			
7	RURAL SCHOOL VOCATIONAL ED PROGRAM	700,000			
8	ADMINISTRATION & PROGRAM SUPPORT		2,093,600	1,822,400	271,200
9	ADMINISTRATIVE SERVICES	874,000			
10	FINANCIAL ACCOUNTING & AUDIT	402,300			
11	GENERAL OVERHEAD	817,300			
12	FOUNDATION PROGRAM COMPONENTS		216,971,000	215,475,000	1,496,000
13	STUDENT ADM SUPPORT	167,442,400			
14	SPECIAL EDUCATION ADJUSTMENTS	22,200,900			
15	VOCATIONAL EDUCATION ADJUSTMENTS	15,202,300			
16	BIA TRANSFER UNITS	200,000			
17	CORRESPONDENCE STUDY-DCE	1,496,000			
18	CORRESPONDENCE STUDY-LCCAL	3,468,000			
19	COMMUNITY SCHOOLS ADJUSTMENTS	1,174,900			
20	BILINGUAL PROGRAM ADJUSTMENT	5,786,500			
21	MUSEUMS		553,300	553,300	
22	STATE LIBRARY		2,407,000	2,106,400	300,600
23	REGULAR OPERATIONS	1,735,000			
24	ANCHORAGE MEDIA CENTER	504,400			
25	ALASKA HEALTH SCIENCES LIBRARY	158,600			
26	BLUE BOOK	9,000			

1 EDUCATION (CONT.)		2		
3		ALLOCATIONS	APPROPRIATION ITEMS	APPROPRIATION FUND SOURCES
4			GENERAL FUND	OTHER FUNDS
5	PUBLIC BROADCASTING COMMISSION		2,930,800	2,930,800
6	PROGRAM EVALUATION		2,672,000	1,224,900
7	K-12 EDUCATION PROGRAM	787,300		1,447,100
8	CAREER & VOCATIONAL EDUCATION	657,100		
9	SPECIAL EDUCATION	344,600		
10	SUPPLEMENTAL PROGRAMS	883,000		
11	PROFESSIONAL TEACHING PRACTICES COMMISSION		108,500	108,500
12	EXECUTIVE ADMINISTRATION		1,734,500	1,246,100
13	COMMISSIONER	833,000		488,000
14	PLANNING INFORMATION & RESEARCH	714,300		
15	BOARDS & COMMISSIONS	187,200		
16	PROJECT EDUCATIONAL TELECOMMUNICATIONS		1,874,000	716,000
17	ADULT AND POSTSECONDARY EDUCATION			1,158,000
18	CROSS CULTURAL EDUCATION		422,800	360,500
19	ADULT AND POSTSECONDARY EDUCATION		6,368,600	4,568,600
20	SCHOLARSHIP LOAN PROGRAM	5,800,000		1,800,000
21	ADMINISTRATION	568,600		
22	ADULT AND POSTSECONDARY EDUCATION		1,554,700	1,123,700
23	GENERAL ADMINISTRATION	786,900		431,000
24	WICHE	767,800		
25	ADULT AND POSTSECONDARY EDUCATION		5,175,000	3,675,100
26	ADULT BASIC EDUCATION	1,173,100		1,499,900
27	FIRE SERVICE TRAINING	91,400		

1 EDUCATION (CONT.)

	ALLOCATIONS	APPROPRIATION ITEMS	APPROPRIATION FUND SOURCES GENERAL FUND	OTHER FUNDS
2				
3				
4	ADULT VOCATIONAL EDUCATION	109,900		
5	ADULT EDUCATION & VOCATIONAL TRAINING	96,600		
6	CETA VOCATIONAL EDUCATION GRANTS	212,000		
7	GRANTS ADMINISTRATION	615,400		
8	SKILL CENTER	2,876,600		
9	ADULT AND POSTSECONDARY EDUCATION		5,724,100	1,795,900 3,928,200
10	COUNSELING & PLACEMENT	2,123,600		
11	SERVICES TO CLIENTS	1,977,800		
12	ADMINISTRATION	551,200		
13	SPECIALIZED FACILITIES	271,300		
14	DISABILITY DETERMINATION	742,100		
15	EMPLOYMENT OF THE HANDICAPPED	58,100		
16	STATE BOND COMMITTEE			
17	DEBT SERVICE		17,025,600	16,525,600 500,000
18	GENERAL EDUCATION	16,426,600		
19	LIBRARIES	599,000		
20	*****	*****		
21	***** UNIVERSITY OF ALASKA *****			
22	*****	*****		
23	STATE BOND COMMITTEE			
24	DEBT SERVICE		10,982,300	10,982,300
25	UNIVERSITY OF ALASKA	10,982,300		
26	UNIVERSITY OF ALASKA		9,115,700	8,233,700 882,000
27	BOARD OF REGENTS/STATEWIDE ADMINISTRATION			

1 UNIVERSITY OF ALASKA (CONT.)

2		ALLOCATIONS	APPROPRIATION ITEMS	APPROPRIATION FUND SOURCES	GENERAL FUND	OTHER FUNCS
3						
4	BOARD OF REGENTS/STATEWIDE ADMINISTRATION	8,657,100				
5	RETIREMENT SYSTEM CONTRIBUTIONS-STATEWIDE DIST.	164,200				
6	THE FUNDS IN THIS COMPONENT ARE TO BE DISTRIBUTED STATEWIDE TO PAY FOR INCREASED PUBLIC EMPLOYEES RETIREMENT SYSTEM (PERS)					
7	COSTS AND TEACHERS RETIREMENT SYSTEM (TRS) COSTS.					
8	RCA RATE INCREASE - STATEWIDE DISTRIBUTION	294,400				
9	THE FUNDS IN THIS COMPONENT ARE INTENDED TO PAY FOR INCREASED LEASE COSTS OF EQUIPMENT AND TELECOMMUNICATIONS LINES STATEWIDE					
10	FROM RCA ALASCOM FOLLOWING THE 87% RATE INCREASE. THIS EXCLUDES LINES USED FOR SEISMIC RESEARCH IN THE ORGANIZED RESEARCH					
11	BRU.					
12	ORGANIZED RESEARCH		49,646,300	8,410,900	41,235,400	
13	GEOPHYSICAL INSTITUTE	10,027,700				
14	INSTITUTE OF MARINE SCIENCE	7,576,800				
15	INSTITUTE OF WATER RESOURCES	898,900				
16	AGRICULTURAL EXPERIMENT STATION	3,709,500				
17	INSTITUTE OF ARCTIC BIOLOGY	4,485,600				
18	INSTITUTE OF SOCIAL & ECONOMIC RESEARCH	1,744,700				
19	CENTER FOR CROSS CULTURAL STUDIES	848,100				
20	SEA GRANT PROGRAM	1,910,100				
21	ARCTIC ENVIRONMENTAL INFORMATION DATA CENTER	2,149,300				
22	BIOME CENTER	613,000				
23	COOPERATIVE WILDLIFE RESEARCH	241,300				
24	COOPERATIVE FISHERIES RESEARCH UNIT	138,800				
25	ALASKA COOPERATIVE PARK STUDIES UNIT	1,357,600				
26	MINERAL INDUSTRY RESEARCH LABORATORY	660,700				