

LEG. FINANCE - BILLS 1975 - 1976 464

HB 739 cont. 464

Galena	631	1,085
Golovin	118	835
Goodnews Bay	248	860
Haines	1,366	1,400
fire service area	1,861	1,505
Homer	1,149	1,375
Hoonah	848	1,120
Hooper Bay	556	1,085
Houston	170	845
Huslia	207	845
Kachemak	151	845
Kaktovik	136	845
Kaltig	240	860
Kenai	5,161	2,745
Ketchikan	7,618	3,890
Kiana	314	860
Kivalina	208	845
Klawok	281	845
Kobuk	60	835
Kodiak	3,923	2,145
Kotlik	284	860
Kotzebue	2,431	1,905
Koyuk	127	835
Larsen Bay	111	835
Manokotak	230	845
McGrath	296	860
Napakiak	296	860
Nenana	486	1,075

PHILLIPS PETROLEUM COMPANY

Sale #14 - July 14, 1965

<u>ADL #</u>	<u>Bonus Bid</u>	<u>Percentage Owned</u>
28241	\$ 23,040.00	50
28243	22,320.00	"
28252	3,840.00	"
28257	11,520.00	"
28261	7,680.00	"
28263	7,680.00	"
28266	7,503.00	"
28268	3,840.00	"
28288	22,419.00	"
28289	7,503.00	"
28290	3,840.00	"
28314	34,560.00	"
28317	19,200.00	"
28318	19,200.00	"
28319	19,162.50	"
28334	15,360.00	"
28336	7,632.00	"
28350	3,840.00	"
28351	7,680.00	"
28352	3,840.00	"
28353	7,680.00	"
28354	3,840.00	"
28356	7,680.00	"
28357	7,680.00	"
28361	30,528.00	"
28365	38,400.00	"
28374	19,080.00	"
28375	15,360.00	"
28376	30,720.00	"
28377	49,920.00	"
28378	23,040.00	"
28379	19,162.50	"
28380	45,792.00	"
28384	42,240.00	"
28395	34,492.50	"
28386	23,040.00	"
28387	23,040.00	"

\$336,677.25

New Stuyahok	230	845
Nightmute	123	835
Nikolai	120	835
Nome	2,585	1,905
Noorvik	527	1,075
North Pole	461	1,075
Nuiqsut	140	845
Nulato	330	860
Old Harbor	327	860
Ouzinkie	173	845
Palmer	1,549	1,450
Pelican	169	845
fire service area	200	"
Petersburg	2,126	1,580
fire service area	2,126	"
Platinum	65	835
Port Alexander	36	835
Port Lions	227	845
Quinhagak	369	870
Russian Mission	138	845
Saint Mary's	415	870
Saint Michael	206	845
Saint Paul	456	1,075
fire service area	488	1,075
Sand Point	509	1,075
Saxman	272	860
Scammon Bay	221	845
Seldovia	612	1,085
Seward	1,823	1,495
Shageluk	169	845

2/17/76

R. W. PAVITT AND ASSOCIATES, INC.

PLANNING CONSULTANTS

February 17, 1976

Rep. Hugh Malone, Chairman  
House Finance Committee  
Alaska State Legislature

Re: House Bill 739

Dear Mr. Chairman:

The Planning Association of Alaska, an organization for which I am the legislative agent, has authorized and directed me to transmit to the appropriate Legislative Committee, its enthusiastic endorsement and support for the appropriation requested by the Office of the Governor for the conduct, by the U.S. Census Bureau, of a Special Census in September, 1976.

The Planning Association of Alaska has, from its inception in 1967, maintained a strong interest in the development of accurate, current and authoritative statistical information in Alaska. The organization supported the concept of a mid-decade census, advanced by the Census Bureau in 1971-72; and when that idea failed to get Congressional endorsement due to negative pressure from the Administration, spoke up for a Special Census for Alaska.

The accelerated population growth that has resulted from the construction of the trans-Alaska pipeline, makes it essential that we "get a handle" on the demographic changes that have occurred since the 1970 Decennial Census, and that the State and its communities achieve federal grants-in-aid and revenue sharing based on current and accurate population data. Only data developed by the U.S. Census Bureau on a statewide basis will satisfy these requirements.

Something over \$600,000 of the \$750,000 that is being requested will stay in Alaska, and will provide temporary employment for a great number of Alaskans who will do the enumeration and other field and office tasks during the actual conduct of the Special Census.

There is little doubt that the cost of the Census will constitute a sound investment, as the growth rate that will be documented by the Special Census, and the impact of an approximate 25% population increase in the 6 years since the decennial census, will qualify the State and its communities for increased federal aid that will quickly "amortize" the cost to the general fund.

If the P.A.A. can provide additional information, or if testimony before the Finance Committee is desired on this subject, please feel free to call on me.

Respectfully,

*Bob Pavitt*

R. W. Pavitt, AIP

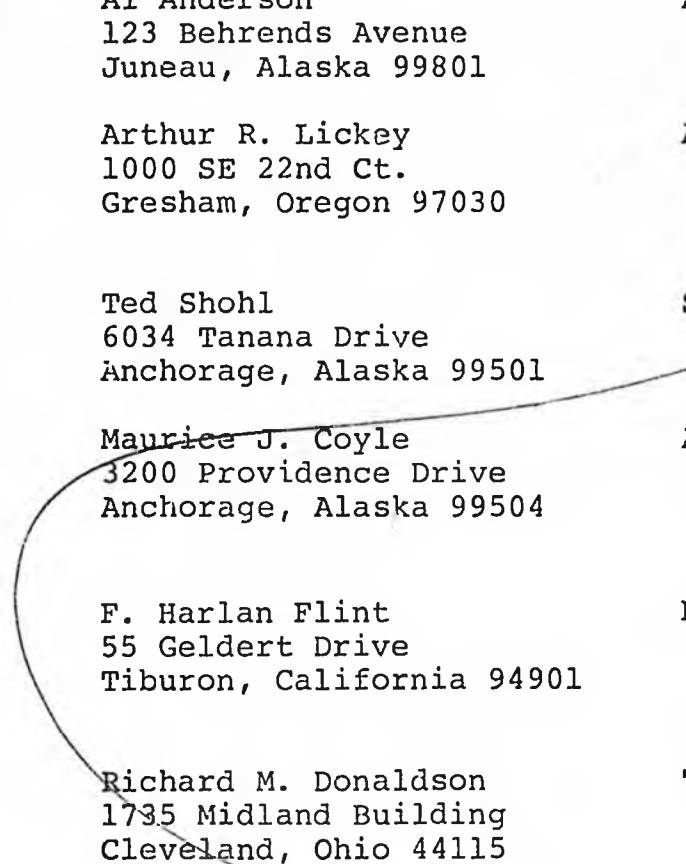
Shaktoolik	160	845
Shishmaref	309	860
Shungnak	175	845
Skagway	695	1,095
fire service area	710	1,095
Soldotna	1,800	1,495
Teller	219	845
Togiak	419	870
Toksook Bay	317	860
Tununak	291	860
Unalakleet	577	1,085
Unalaska	510	1,075
Upper Kalskag	164	845
Valdez	6,670	3,525
Wainwright	341	870
Wales	134	835
Wasilla	747	1,110
White Mountain	98	835
Whittier	186	845
Wrangell	3,152	2,015
Yakutat	348	870
fire service area	550	1,075

1976

SECOND SESSION OF THE NINTH LEGISLATIVE SESSION

LOBBYISTS

1443	Al Anderson 123 Behrends Avenue Juneau, Alaska 99801	Alaska Wood Products, Inc.
1444	Arthur R. Lickey 1000 SE 22nd Ct. Gresham, Oregon 97030	Alaska Mission of Seventh Day Adventists
1445	Ted Shohl 6034 Tanana Drive Anchorage, Alaska 99501	Self
1446	Maurice J. Coyle 3200 Providence Drive Anchorage, Alaska 99504	Alaska State Medical Assoc.
1447	F. Harlan Flint 55 Geldert Drive Tiburon, California 94901	BP Alaska Inc.
1448	Richard M. Donaldson 1735 Midland Building Cleveland, Ohio 44115	The Standard Oil Company (Ohio)



10

Personal Services Summary

(FY '77)

ITEM	PRIOR YEAR (PY) ACTUAL	CURRENT YEAR (CY) AUTHORIZED	BUDGET YEAR (BY)			GOVERNOR'S BUDGET
			AGENCY			
			Maintenance	Change	Request	
<b>EXISTING PERSONAL SERVICES</b>						
SALARIES						
OVERTIME						
BENEFITS						
VACANCY						
SUB-TOTAL						
<b>NEW PERSONAL SERVICES</b>						
SALARIES				384,033		
OVERTIME				36,517		
BENEFITS				30,910		
VACANCY				451,460		
SUB-TOTAL						
<b>TOTAL Pers. Svcs.</b>						
<b>LEGISLATIVE SOURCE</b>						
FEDERAL RECEIPTS						
REQUIRED G. F. MATCHING						
OTHER GENERAL FUND						
INTER-AGENCY TRANSFERS						
OTHER						
<b>PLACEMENT</b>						
PFT POSITIONS & MONTHS	( )	( )	( )	( )	( )	( )
PFT LEAD POS. & MONTHS	( )	( )	( )	( )	( )	( )
TEMP. PFT POS. & MONTHS	( )	( )	( )	1221,409	( )	( )
TOTAL MONTHS						

RU \_\_\_\_\_ BRU CODE \_\_\_\_\_ REVISED \_\_\_\_\_





# 12A New Position Summary (FY '77)

CLASSIFICATION TITLE (1)	P R I O R I T Y (2)	PCN (3)	PAY RGE. (4)	MTHLY SALARY (5)	REVISED PROGRAM NO. (6)	TOTAL POSITION COST (7)	BUDGET YEAR (BY)				
							NO. POS. (8)	NO. MO (9)	ANNUAL AMOUNT		GOVERNOR (12)
									AGENCY		
									MAINTENANCE (10)	CHANGE (11)	
1	Temporaries										
2	Crew Leaders										
3	North 240 hrs @		7.43	10A			17			30,314	
4	West 240 hrs @		6.97	10A			11			18,401	
5	SC & SE 240 hrs @		6.54	10A			62			97,315	
6	Enumerators										
7	North 31 hrs @		6.34	7B			206			40,874	
8	West 31 hrs @		5.96	7B			131			24,204	
9	SC & SE 31 hrs @		5.60	7B			758			131,589	
10	Admin. Cks.										
11	North 320 hrs @		7.43	10A			1			2,378	
12	SC & SE 320 hrs @		6.54	10A			1.3			2,721	
13	Office Cks.										
14	North 184 hrs @		6.34	7B			6.6			7,699	
15	West 184 hrs @		5.98	7B			4.6			5,045	
16	SC & SE 184 hrs @		5.60	7B			32.8			23,493	
17											
18	Sub-Total									384,033	
19											
20	Overtime									36,517	
21											
22	Sub-Total									420,550	
23											
24	PSB 7,358									30,910	
25											
26	TOTAL									451,460	
27											
28											
29											
30											
31											
32											

BRU \_\_\_\_\_ BRU CODE \_\_\_\_\_ REVISED \_\_\_\_\_

**12A** PERSONAL SERVICES  
 NEW POSITIONS  
 SUMMARY

# 14 Travel (FY '76)

CODE	TRAVEL CLASSIFICATION	PRIOR YEAR (PY) ACTUAL	CURRENT YEAR (CY) AUTHORIZED	BUDGET YEAR (BY)			GOVERNOR'S BUDGET
				AGENCY			
				Maintenance	Change	Reversal	
200	TOTAL TRAVEL				5.1		
-----							
210 220	FIELD/ADMINISTRATIVE TRAVEL						
	IN-STATE TRANSPORTATION				2.6		
	IN-STATE PER DIEM				.5		
	OUT-OF-STATE TRANSPORTATION						
	OUT-OF-STATE PER DIEM						
320	CONVENTIONS AND MEETINGS						
	IN-STATE TRANSPORTATION						
	IN-STATE PER DIEM						
	OUT-OF-STATE TRANSPORTATION						
	OUT-OF-STATE PER DIEM				1.4		
					.6		
370	INTER-AGENCY TRANSFERS (Non-Add)						

**EXPLANATION:**

Coordinating trips to establish regional logistical arrangements for the census will be required. These trips will be necessary for enumerator recruitment activities as well. Two round trips to Bethel (for three days each), four round trips from Juneau to Fairbanks (two days each), and four round trips from Juneau to Anchorage (two days each) are expected for these functions.

In-State Transportation	\$2,600
In-State Per Diem	500

Out-of-state travel required to facilitate the planning of the census will consist of two trips to Washington, D.C. (two days each) and two trips to Census Bureau Regional Headquarters in Seattle (two days each). These will be taken to clarify the specific needs such as regional office space, equipment and other C.B. requirements.

Out-of-State Transportation	\$1,400
Out-of-State Per Diem	600

BRU \_\_\_\_\_ BRU CODE \_\_\_\_\_ REVISED \_\_\_\_\_

14 TRAVEL

# 15 Contractual Services (FY '76)

CODE	CONTRACTUAL SERVICES CLASSIFICATION	PRIOR YEAR (PY) ACTUAL	CURRENT YEAR (CY) AUTHORIZED	BUDGET YEAR (BY):			GOVERNOR'S BUDGET
				AGENCY			
				Maintenance	Change	Request	
100	TOTAL CONTRACTUAL				126.3		
310	COMMUNICATION SERVICES				3.0		
320	PRINTING AND ADVERTISING				23.3		
330	RENTS AND UTILITIES						
340	REPAIRS, SERVICES AND ALTERATIONS						
350	TRANSPORTATION OF THINGS						
360A	EQUIPMENT RENTAL-HIGHWAY WORKING CAPITAL FUND						
360B	EQUIPMENT RENTAL-WORD PROCESSING						
360C	EQUIPMENT RENTAL-OTHER						
370	INSURANCE AND BONDING						
380	PROFESSIONAL FEES AND SERVICES						
390	OTHER				100.0		
920	INTER AGENCY TRANSFERS (Non-Add)						

**EXPLANATION:**

- 310 - Communications: Postage, phone installations and charges, tolls and telegrams. \$ 3,000
  
- 320 - Printing & Advertising: Publicity coordination, radio spot announcement development, T.V. commercial development, and press ads for enumerator recruitment. \$ 23,300
  
- 390 - Other: Census Bureau fee for special census supervision and data tabulation. \$100,000

BRU \_\_\_\_\_ BRU CODE \_\_\_\_\_ REVISED \_\_\_\_\_

**15** CONTRACTUAL SERVICES

BUDGET COMPONENT

BUDGET REQUEST UNIT

FY 1977

OBJECT GROUP	OBJECT GROUP DESCRIPTION	FISCAL YEAR 1975 LEG. APPROP.	FISCAL YEAR 1975 FINAL AUTH.	FISCAL YEAR 1975 ACTUAL	FISCAL YR 1976 AUTHORIZED	FISCAL YR 1976 REVISED	FISCAL YEAR 1977 MAINTENANCE CHANGE	FISCAL YEAR 1977 REQUEST	FISCAL YEAR 1977 GOV. BUDGT
100	PERSONNEL SERVICES						451.5		
200	TRAVEL						96.0		
300	CONTRACTUAL SERVICES						71.1		
400	COMMODITIES								
500	EQUIPMENT								
600	LAND, BUILDINGS, IMPROVEMENTS								
700	GRANTS, CLAIMS, SHARED REVENUE								
800	MISCELLANEOUS								
001	INTER-AGENCY TRANSFERS						618.6		
FUNDING SOURCE									
002	FEDERAL RECEIPTS								
003	REQUIRED GEN. FUND MATCHING								
004	OTHER GENERAL FUND						618.6		
005	INTER-AGENCY RECEIPTS								
	OTHER-								
	OTHER-								
	OTHER-								
	OTHER-								
POSITIONS									
070	PERMANENT FULL TIME								
071	PERMANENT PART TIME								
072	TEMPORARY (FULL TIME EQUIV.)						30.0		
073	NUMBER OF MAN MONTHS						409.0		

# 15 Contractual Services

CODE	CONTRACTUAL SERVICES CLASSIFICATION	PRIOR YEAR (PY) ACTUAL	CURRENT YEAR (CY) AUTHORIZED	BUDGET YEAR (BY)			GOVERNOR'S BUDGET
				AGENCY			
				Maintenance	Change	Request	
300	TOTAL CONTRACTUAL				71.1		
310	COMMUNICATION SERVICES				4.8		
320	PRINTING AND ADVERTISING				13.5		
330	RENTS AND UTILITIES						
340	REPAIRS, SERVICES AND ALTERATIONS				5.0		
350	TRANSPORTATION OF THINGS						
350A	EQUIPMENT RENTAL-HIGHWAY WORKING CAPITAL FUND						
350B	EQUIPMENT RENTAL-WORD PROCESSING						
350C	EQUIPMENT RENTAL-OTHER						
370	INSURANCE AND BONDING						
380	PROFESSIONAL FEES AND SERVICES				22.8		
390	OTHER				25.0		
400	INTER AGENCY TRANSFERS (Non-Add)						

## EXPLANATION:

- 310 - Communications: Postage, phone, tolls and telegrams. \$ 4,800
- 320 - Printing and Advertising: Publicity coordination, radio spot announcement development, press advertising, limited circular printing for public awareness campaign. \$13,500
- 340 - Repairs, Services & Alterations: Repairs or adjustments required to make ready office space for Census Bureau occupancy. \$ 5,000
- 380 - Professional Fees & Services: A. Enumerator/Crew Leader Training conducted by C.B. \$13,700  
 B. Publicity Cordination contract. \$ 9,100
- 390 - Other: Census Bureau fee for extended data tabulation costs for item 11. \$25,000

BRU \_\_\_\_\_ BRU CODE \_\_\_\_\_ REVISED \_\_\_\_\_

15 CONTRACTUAL SERVICES

HB 739

November 19, 1975

MEMORANDUM

TO: The Honorable Jay S. Hammond  
Governor

FROM: Avrum M. Gross  
Attorney General

RE: Reapportionment Opinion

A brief outline should clarify for you the basis of our opinion that you have no power at this time to reapportion the state.

Article VI of the Alaska Constitution concerns reapportionment. It provides in Section 10 that

- (1) the Reapportionment Board shall submit to the Governor a plan for reapportionment within 90 days following the official reporting of each decennial census;
- (2) within 90 days after receipt of the plan, the Governor shall "issue a proclamation of reapportionment and redistricting"; and
- (3) "the reapportionment and redistricting shall be effective for the election of members of the legislature until after the official reporting of the next decennial census."

This section clearly limits the Governor's power to reapportion to once every ten years--after the decennial census. The only circumstances under which this requirement could be ignored would be if a higher law, specifically the federal constitution, required the Governor to reapportion more often than the ten-year period. This question has been specifically raised in a number of federal cases. Persons have argued that, as population shifts, reapportionment is required to reflect

that shift whenever changing populations reach the point where they substantially affect the one-man, one-vote formula. The Supreme Court has answered by holding that any plan that provides for a reasonably periodic adjustment to reflect population changes is sufficient and will satisfy the federal constitution. The Supreme Court has specifically indicated that reapportionment every ten years does satisfy the federal constitution. In Reynolds vs. Sims, the key reapportionment case, the Court stated:

"In substance, we do not regard the Equal Protection Clause as requiring daily, monthly, annual or biennial reapportionment, so long as a State has a reasonably conceived plan for periodic readjustment of legislative representation. While we do not intend to indicate that decennial reapportionment is a constitutional requisite, compliance with such an approach would clearly meet the minimal requirements for maintaining a reasonably current scheme of legislative representation." (emphasis added)

In Klahr vs. Williams, a 1972 Federal District Court case from Arizona, the Court expressly discussed the point raised by Cliff Groh in his recent request for reapportionment. To quote the Court:

"Plaintiff argues that the population of Arizona has grown, and will continue to grow, at such a rapid rate that, unless districting and reapportionment is done more frequently than every ten years, the people of Arizona will not have what was promised by the "one man, one vote" cases decided in the 1960s. Obviously, we could not but approve a plan which the Arizona Legislature might adopt providing districting and apportionment based upon dependable population figures to be carried out more frequently than every ten years, but that we cannot require the Legislature to do so clearly appears from Reynolds v. Sims, 377 U.S. 533, 583, 84 S.Ct. 1362, 1393, 12 L.Ed.2d 505."

It is therefore clear that there is no federal constitutional requirement that reapportionment be done any more frequently than at ten-year intervals. If that is the case, there is no justification whatsoever for ignoring the state constitutional requirement that the reapportionment plan be effective until after the next decennial census.

# SPECIAL POPULATION CENSUS

Block No.	M. No.	T. No.	U. No.	P. No.	T. No.	U. No.
-----------	--------	--------	--------	--------	--------	--------

Serial No.	Name	Relationship to Head of Family	Sex	Race	Birth Date	Year of Entry												Total										
						1900	1901	1902	1903	1904	1905	1906	1907	1908	1909	1910	1911		1912									
1																												
2																												
3																												
4																												
5																												
6																												
7																												
8																												
9																												
10																												
11																												
12																												
13																												
14																												
15																												
16																												
17																												
18																												
19																												
20																												
21																												
22																												
23																												
24																												
25																												
26																												
27																												
28																												
29																												
30																												

Total number of persons in family: \_\_\_\_\_  
 Total number of persons in household: \_\_\_\_\_  
 Total number of persons in neighborhood: \_\_\_\_\_

1913  
 739



100-39

Agreement between the United States of America, Bureau of the Census, Social and Economic Statistics Administration, Department of Commerce, (hereinafter referred to as the Government) and the State of Alaska, (hereinafter referred to as the Contractor). This agreement shall be effective as of the date of signing by the Contractor.

The Contractor has requested that a special population census be taken under the authority of Title 13, United States Code, Section 2. The agreement of the parties is as follows:

- A. (1) The Government shall designate one or more experienced employees to direct the taking of the census.
  - (2) The Government shall authenticate, as of the date the actual enumeration commences as effected, the results of the special population census at the earliest practicable date after receipt of the questionnaires returned by the enumerators and the necessary processing to assure the accuracy of the results.
  - (3) The fees outlined in B. (6) and (7) below shall include (a) the travel expenses, salary, allowances for subsistence at the standard Federal rate per day, and other reasonable and necessary expenses of the Government employee, (b) inflation expenses, cost of Government map preparation, and other incidental expenses incurred by the Government in conducting the special population census.
- B. (1) The Contractor shall have available sufficient applicants for enumerators, crew leaders and other positions as may be needed to complete the special population census who shall be selected for employment and separation under standards established by the Government, and who shall take an oath or affirmation as required to protect the confidentiality of the information collected by them. The Contractor shall comply with all Federal, State and local laws, orders, rules and regulations and shall complete and file any and all required reports including, but not limited to those pertaining to Equal Employment Opportunity applicable to these employees.
  - (a) In the event that sufficient suitable applicants are not furnished by the Contractor for the necessary positions and the Government must expend funds to obtain applicants to fill the remaining positions, the Contractor agrees to reimburse the Government for those additional expenses.
  - (2) The Government employee shall oversee all features of the enumeration including the training of enumerators, crew leaders, and others locally employed by the Contractor to take the special population census. The Government employee shall not be interfered with in any way by the Contractor or by any representative of the Contractor.
  - (3) The Contractor shall supply, free of charge, proper office quarters equipped with telephone(s), office furniture, adding machine(s) and typewriter(s) as determined necessary and proper by the Government employee.
  - (4) The Contractor shall pay directly to the enumerators, crew leaders, and others hired locally to conduct the actual enumeration at rates of pay fixed by the Government. The compensation of such enumerators, crew leaders and others shall be paid to them by the Contractor upon approval by the Government employee. The Contractor shall withhold from the compensation paid to the enumerators, crew leaders, and other locally employed such amounts as may be necessary for Social Security, Federal, State and local income tax, or other sums required to be withheld by Federal, State or local laws from employee's compensation.
  - (5) The Contractor shall accept as final the results of the special census when authenticated as official by the Government. After the final count has been tabulated, an official statement of the population will be issued to State and local officials unless the Government receives a written request from the Contractor that no official statement be released. However, the results of a completed census will be made available to the public by the Government in published form.
  - (6) The Contractor shall pay, in advance, the fee applicable to the estimated size of the place in accord with the fee schedule published in Volume 15 Code of Federal Regulations, Part 50.10. In the event that the completed census places the Contractor in a higher or lower classification than estimated, an adjustment in the final cost shall be made, either by a refund by the Government or by an additional payment by the Contractor. If the Contractor's estimated population is greater than 50,000 the Contractor shall pay, in advance, an amount based on the estimated cost of the special census. The advance will be adjusted to the actual costs and billing or refund made as appropriate.
  - (7) The Government and the Contractor agree that based on an estimate of the population of 360,000 the total estimated cost of the special census is \$ 405,000. A payment of \$ 100,000 will be furnished to the Government before any work on the census is performed. This payment is for Government costs only and excludes costs directly payable by the Contractor as set forth in Item (1) above.
- C. The individual information collected by the enumerators on the special population census questionnaires shall be regarded as strictly confidential and the questionnaires shall be returned directly to the Supervisor who will transmit them to the Government. All such population census questionnaires and all other papers relating to the special population census are the property of the Government and under the law may be made available to, and examined by, Government officials and enumerators only.
- D. Statistical results derived from the completed questionnaires will be furnished first to the Contractor and thereafter may be made available to other Government Agencies or to interested groups or individuals if, in the judgment of the Government, they are deemed to be of sufficient public interest.
- E. This Agreement may be cancelled by agreement before the actual enumeration begins subject to the reimbursement to the Government by the Contractor of costs incurred or obligated prior to date of cancellation, however once the enumeration has commenced it will be carried to completion.
- F. Any misstatements or disputes concerning any matters, expenses and methods of taking the special population census or any other question of fact arising under this contract shall be referred by the Government subject to written appeal by the Contractor within thirty days to the Secretary of Commerce or his duly authorized representative and whose decisions shall be final and conclusive upon the parties hereto.
- G. No member or delegate to Congress or to a State Legislature shall be admitted to any share or part of this contract or to any benefit that may arise therefrom, unless it be made a corporation for its general benefit.

FOR THE CONTRACTOR  
BY [Signature]  
DATE 10/11/60

FOR THE GOVERNMENT  
BY [Signature]  
TITLE Deputy Director  
Bureau of the Census  
DATE 10/11/60



UNITED STATES DEPARTMENT OF COMMERCE  
Bureau of the Census  
Washington, D.C. 20233

148739

January 13, 1976

Mr. Roger Harman  
Chairman, Special Census Committee  
Office of the Governor  
Division of Policy Development  
and Planning  
Pouch AD  
Juneau, Alaska 99811

Dear Mr. Harman:

This is to confirm the telephone conversation with Mr. Joe Knott of the Population Division in response to your question on the use of the results of the proposed Alaska special census in the Bureau's population estimates program. The Bureau considers the results of Federal special censuses to take precedence over any estimates done by the Bureau. The results of all special censuses are reflected in the Bureau's population estimates. In Alaska, since the proposed census is of the full State, the results of the census would be fully reflected in our Alaska estimates with only minor adjustments for the difference in the date of the census versus the date of the estimates.

If you have any further questions, you may contact Mr. Don Starsinic of my staff on (301) 763-5072.

Sincerely,

MEYER ZIFF  
Chief, Population Division  
Bureau of the Census



HAB 739

JAN 27 1976

Mr. Roger A. Harman  
Chairman, Special Census Committee  
Office of the Governor  
Division of Policy Development and Planning  
Pouch AD  
Juneau, Alaska 99811

Dear Mr. Harman:

This will confirm your telephone conversation with Mr. Post on January 23, 1976.

As indicated by Mr. Post, we are most anxious to conduct the special census of Alaska on the scheduled date of September 1, 1976, but we are becoming somewhat uneasy because a firm commitment for all of the funds required for the census has not been received. We trust that as a result of your meeting with the Governor's staff on January 28, the formal request for funds will be made to the Legislature shortly thereafter.

In order for us to adequately plan for this extensive task, a substantial amount of planning has to be undertaken by both our Field and Washington staffs, so that we can assure you a high quality census. For example, special home study training materials will have to be prepared for persons selected to enumerate the isolated villages. Special manuals will have to be prepared for enumerators, crew leaders, and office personnel so that the additional inquiries we ask in the special census are handled properly at all levels. Formal clearance for these inquiries has to be obtained within the Bureau and through the Office of Management and Budget.

With these factors in mind, we believe that a firm commitment must be received no later than March 15, 1976, or else we will have to consider a postponement of the census. In addition, we will expect to receive the second installment of \$25,000 on March 1, 1976, as specified in our letter of December 30, 1975. Furthermore, as indicated in our letter of August 29, 1975 to Mr. Alfred, the subject content must be settled no later than March 1, 1976. We

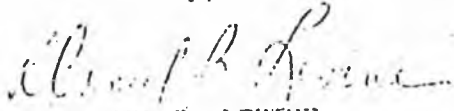


would like to have your initial thoughts on content by February 10 so that we can advise you on the feasibility of collecting these data.

In response to Ms. Waervik's question raised during the same conversation, we will be able to use Column 8, "Race," for a substitute question and use Column 11 for an expanded "Race" question.

We hope to be hearing from you shortly regarding the above matters.

Sincerely,



DANIEL B. LEVINE  
Associate Director  
Bureau of the Census

ATTACHMENT 7A.

143739

TO: Lowell Esotz, Coordinator  
Health & Social Services Facilities

*[Signature]*  
John J. Granato, Director  
Division of Social Services

DATE: January 9, 1976

FROM: Freda H. Borchick, Admin. Off. III  
Division of Social Services

SUBJECT: Federal Funds Allocations  
Related to State Population

As you requested, we are sending information regarding the two allocations received by this Division which relate back to the population of the State.

Title XX Funding by State Population

Citation - Social Security Act, Section 2002, (a)(2)(A)  
(see attachment)

Funding  
Formula

$$\frac{\text{Alaska Population}}{\text{U.S. Population}} = \% \times 2.5 \text{ billion dollars} = \text{Allotment}$$

NOTE: The State of Alaska was allotted \$4,000,000 for fiscal year 1976.

In May, 1975, William Mailer, in coordination with the Department of Health and Social Services' Offices of Planning and Research, determined that the current \$4,000,000 allotment was based on the following population estimates (Attachment II)

Alaska 315,200 = .001600 of 2.5 billion dollars = \$4,000,000  
U.S. 214,500,000

Based on these population estimates, the State's allotment would increase accordingly.

*140.000000 2.5%*

Title IV-B, Child Welfare Services

Citation: Social Security Act, Title IV-B, Sections 420, 421, 422, 423 and 424.

Amount of grant: \$137,800 for FY 76.

Formula: Described in Sections of law cited above (copy attached)

Additional Information: Copies of grant and budget forms and excerpts from the Federal Register are attachments III through VII.

FBW:bja

cc: Gary Sheridan

Attachments

11/13/77  
148739

TITLE XX--GRANTS TO STATES FOR SERVICES

	Page
Sec. 2001. Appropriation authorized.....	531
Sec. 2002. Payments to States.....	531
Sec. 2003. Program reporting.....	538
Sec. 2004. Service program planning.....	541
Sec. 2005. Effective date of regulations published by the Secretary.....	543
Sec. 2006. Evaluation program assistance.....	543
Sec. 2007. Definitions.....	544

Appropriation Authorized

Sec. 2001. For the purpose of encouraging each State, as far as practicable under the conditions in that State, to furnish services directed at the goal of—

- (1) achieving or maintaining economic self-support to prevent, reduce, or eliminate dependency,
- (2) achieving or maintaining self-sufficiency, including reduction or prevention of dependency,
- (3) preventing or remedying neglect, abuse, or exploitation of children and adults unable to protect their own interests, or preserving, rehabilitating or reuniting families,
- (4) preventing or reducing inappropriate institutional care by providing for community-based care, home-based care, or other forms of less intensive care, or
- (5) securing referral or admission for institutional care when other forms of care are not appropriate, or providing services to individuals in institutions,

there is authorized to be appropriated for each fiscal year a sum sufficient to carry out the purposes of this title. The sums made available under this section shall be used for making payments to States under section 2002.

Payments To States

Sec. 2002. (a) (1) From the sums appropriated therefore, the Secretary shall, subject to the provisions of this section and section 2003, pay to each State, for each quarter, an amount equal to 90 per centum of the total expenditures during that quarter for the provision of family planning services and 75 per centum of the total expenditures dur-

<sup>1</sup>This title becomes effective October 1, 1977.  
<sup>2</sup>This table of contents does not appear in the law.

ing that quarter for the provision of other services directed at the goal of—

(A) achieving or maintaining economic self-support to prevent, reduce, or eliminate dependency,

(B) achieving or maintaining self-sufficiency, including reduction or prevention of dependency,

(C) preventing or remedying neglect, abuse, or exploitation of children and adults unable to protect their own interests, or preserving, rehabilitating, or reuniting families,

(D) preventing or reducing inappropriate institutional care by providing for community-based care, home-based care, or other forms of less intensive care, or

(E) securing referral or admission for institutional care when other forms of care are not appropriate, or providing services to individuals in institutions,

including expenditures for administration (including planning and evaluation) and personnel training and retraining directly related to the provision of those services (including both short- and long-term training at educational institutions through grants to such institutions or by direct financial assistance to students enrolled in such institutions). Services that are directed at these goals include, but are not limited to, child care services, protective services for children and adults, services for children and adults in foster care, services related to the management and maintenance of the home, day care services for adults, transportation services, training and related services, employment services, information, referral, and counseling services, the preparation and delivery of meals, health support services, and appropriate combinations of services designed to meet the special needs of children, the aged, the mentally retarded, the blind, the emotionally disturbed, the physically handicapped, and alcoholics and drug addicts.

(2) (A) No payment with respect to any expenditures other than expenditures for personnel training or retraining directly related to the provision of services may be made under this section to any State for any fiscal year in excess of an amount which bears the same ratio to \$2,500,000,000 as the population of that State bears to the population of the fifty States and the District of Columbia. The Secretary shall promulgate the limitation applicable to each State for each fiscal year under this paragraph prior to the first day of the third month of the preceding fiscal year, as determined on the basis of the most recent satisfactory data available from the Department of Commerce.

(B) Each State with respect to which a limitation is promulgated under subparagraph (A) for any fiscal year shall, at the earliest practicable date after the commencement of such fiscal year (and in accordance with regulations prescribed by the Secretary), certify to the Sec-

retary whether the amount of its amount needed by the State for such fiscal year and, if so, the limitation is greater or less than

(C) If any State certifies, in that the amount of its limitation need for such year, then the amount for such year shall be reduced over its need, and the amount of allotment as provided in subparagraph

(D) Of the amounts made (C), for allotment for any fiscal year in the jurisdiction of Puerto Rico or \$500,000, and to the jurisdiction, shall be available to each such jurisdiction under section 1103 for purposes of such jurisdictions for services under 403(a)(2), 1003(a)(2) and (4) and (5); *Provided*, That if the subparagraph (C), are inserted in the clause, then such amounts available to the three jurisdictions in proportion

(3) No payment may be made with respect to any expenditure for an individual unless—

(A) the State's service payments of section 2001, and

(B) the final component when the service is provided to that individual in the categories of individuals

(B) and (C) of the service categories of individuals

The Secretary may not deny payment with respect to any expenditure for the provision of a service directed at a subsection.

(4) No more than 50 per centum of the amount of the payment made under this section for that fiscal year may be used for the provision of services to individuals—

TITLE XX FEEDING

Alaska  $\frac{343,200}{214,500,000} =$  .001600 of 2.5 billion dollars = \$4,000,000  
U.S.

$\frac{353,200}{214,500,000} =$  .0016466 of \$2.5 billion = \$4,116,500 (increase of  
116,500 = 12,60)

Alaska  $\frac{363,200}{214,500,000} =$  .0016932 of \$2.5 billion = \$4,233,000 (increase of 233,000  
for 20,000)

This report is validated by H & SS's Office of Planning and Research.

396,000

(4) provision for assuring appropriate arrangements for the care and protection of the child during the absence from the home of any such relative performing work under such program in order to assure that such absence and work will not be inimical to the welfare of the child;

(5) provision that there be no adjustment or recovery by the State or any political subdivision thereof on account of any payments which are correctly made for such work; and

(6) such other provisions as the Secretary finds necessary to ensure that the operation of such program will not interfere with achievement of the objectives set forth in section 401.

(7) In the case of any State which makes expenditures in the form referred in subsection (a) under its State plan approved under section 402, the proper and efficient administration of the State plan, for the purpose of section 403(a) (3) and (4) may not include the cost of doing or acquiring materials or equipment in connection with the performance of work under such program, and may include only other costs attributable to such programs as are permitted by the Secretary.

sec. 410. [Repealed.]

*ATTACHMENT III*

## Part B—Child-Welfare Services

### Appropriation

Sec. 420. For the purpose of enabling the United States, through the Secretary, to cooperate with State public welfare agencies in establishing, extending, and strengthening child-welfare services, the following sums are hereby authorized to be appropriated: \$100,000,000 for the fiscal year ending June 30, 1973, \$211,000,000 for the fiscal year ending June 30, 1974, \$226,000,000 for the fiscal year ending June 30, 1975, \$240,000,000 for the fiscal year ending June 30, 1976, and \$260,000,000 for each fiscal year thereafter.

### Allotments to States

Sec. 421. The sum appropriated pursuant to section 420 for each fiscal year shall be allotted by the Secretary for use by cooperating State public welfare agencies which have plans developed jointly by the State agency and the Secretary, as follows: He shall allot \$70,000 to each State, and shall allot to each State an amount which bears the same ratio to the remainder of the sum so appropriated for such year

as the product of (1) the population of such State under the age of 21 and (2) the allotment percentage of such State (as determined under section 423) bears to the sum of the corresponding products of all the States.

### Payment to States

Sec. 422. (a) From the sums appropriated therefor and the allotment available under this part, the Secretary shall from time to time pay to each State—

(1) that has a plan for child-welfare services which has been developed as provided in this part and which—

(A) provides that (i) the individual or agency designated pursuant to section 4003 (c) (1) (C) to administer or supervise the administration of the State's services program will administer or supervise the administration of such plan for child-welfare services and (ii) to the extent that child-welfare services are furnished by the staff of the State agency or local agency administering such plan for child-welfare services, a single organizational unit in such State or local agency, as the case may be, will be responsible for furnishing such child-welfare services;

(B) provides for coordination between the services provided under such plan and the services provided for dependent children under the State plan approved under part A of this title, with a view to provision of welfare and related services which will best promote the welfare of such children and their families; and

(C) provides, with respect to day care services (including the provision of such care) provided under this title—

(i) for cooperative arrangements with the State health authority and the State agency primarily responsible for State supervision of public schools to assure maximum utilization of such agencies in the provision of necessary health services and education for children receiving day care;

(ii) for an advisory committee, to advise the State public welfare agency on the general policy involved in the provision of day care services under the plan, which

<sup>1</sup> In the case of Guam, Puerto Rico, and the Virgin Islands, section 422(a)(1)(A) reads as follows:

"(A) provides that (i) the State agency designated pursuant to section 402(a)(2) to administer or supervise the administration of the plan of the State approved under part A of this title will administer or supervise the administration of such plan for child-

local agency administering the program of the State for the provision of services under title XX.

#### Allotment Percentage and Federal Share

Sec. 422. (a) The "allotment percentage" for any State shall be 100 per centum less the State percentage; and the State percentage shall be the percentage which bears the same ratio to 50 per centum as the per capita income of such State bears to the per capita income of the United States; except that (1) the allotment percentage shall in no case be less than 50 per centum or more than 70 per centum, and (2) the allotment percentage shall be 70 per centum in the case of Puerto Rico, the Virgin Islands, and Guam.

(b) The "Federal share" for any State for any fiscal year shall be 100 per centum less that percentage which bears the same ratio to 50 per centum as the per capita income of such State bears to the per capita income of the United States, except that (1) in no case shall the Federal share be less than 33 1/3 per centum or more than 66 2/3 per centum, and (2) the Federal share shall be 66 2/3 per centum in the case of Puerto Rico, the Virgin Islands, and Guam.

(c) The Federal share and allotment percentage for each State shall be promulgated by the Secretary between July 1 and August 31 of each even-numbered year, on the basis of the average per capita income of each State and of the United States for the three most recent calendar years for which satisfactory data are available from the Department of Commerce. Such promulgation shall be conclusive for each of the two fiscal years in the period beginning July 1 next succeeding such promulgation. *Provided*, That the Federal shares and allotment percentages promulgated under section 524(c) of the Social Security Act in 1954 shall be effective for purposes of this section for the fiscal years ending June 30, 1955, and June 30, 1956.

(d) For purposes of this section, the term "United States" means the fifty States and the District of Columbia.

#### Reallocation

Sec. 421. The amount of any allotment to a State under section 422 for any fiscal year which the State certifies to the Secretary will not be required for carrying out the State plan developed as provided in such section shall be available for reallocation from time to time, on such dates as the Secretary may fix, to other States which the Secretary determines (1) have need in carrying out their State plans so

plans so developed, after taking into consideration the population under the age of twenty-one, and the per capita income of each such State as compared with the population under the age of twenty-one, and the per capita income of all such States with respect to which such a determination by the Secretary has been made. Any amount so reallocated to a State shall be deemed part of its allotment under section 421.

#### Definition

Sec. 425. For purposes of this title, the term "child-welfare services" means public social services which supplement, or substitute for, parental care and supervision for the purpose of (1) preventing or remedying, or assisting in the solution of problems which may result in, the neglect, abuse, exploitation, or delinquency of children, (2) protecting and caring for homeless, dependent, or neglected children, (3) protecting and promoting the welfare of children of working mothers, and (4) otherwise protecting and promoting the welfare of children, including the strengthening of their own homes where possible or, where needed, the provision of adequate care of children away from their homes in foster family homes or day-care or other child-care facilities.

#### Research, Training, or Demonstration Projects

Sec. 426. (a) There are hereby authorized to be appropriated for each fiscal year such sums as the Congress may determine—


(1) for grants by the Secretary—

(A) to public or other nonprofit institutions of higher learning, and to public or other nonprofit agencies and organizations engaged in research or child-welfare activities, for special research or demonstration projects in the field of child welfare which are of regional or national significance and for special projects for the demonstration of new methods or facilities which show promise of substantial contribution to the advancement of child welfare;

(B) to State or local public agencies responsible for administering, or supervising the administration of, the plan under this part, for projects for the demonstration of the utilization of research (including findings resulting therefrom) in the field of child welfare in order to encourage experimental and special types of welfare services; and

(C) to public or other nonprofit institutions of higher learning for special projects for training personnel for work

DEPARTMENT OF HEALTH, EDUCATION, AND WELFARE  
SOCIAL AND REHABILITATION SERVICE  
WASHINGTON, D. C. 20201



INFORMATION MEMORANDUM  
CSA-111-75-2  
October 4, 1974

*Child Welfare  
Services  
Reports*

TO: STATE ADMINISTRATORS OF STATE PUBLIC WELFARE AGENCIES, CHILD WELFARE SERVICES PROGRAM

SUBJECT: Promulgation of Federal Shares and Allotment Percentages for Fiscal Years 1976 and 1977

CONTENT: Enclosed is a table showing the promulgation of Federal shares and allotment percentages for purposes of Child Welfare Services under Title IV, Part B of the Social Security Act, as amended, for the fiscal years 1976 and 1977. (Excerpt from Federal Register for September 13, 1974, page 33019).

The Federal share percentage for your State as indicated in the promulgation should be used in preparing the Child Welfare Services Annual Budget for your State for the fiscal years 1976 and 1977.

INQUIRIES TO: SRS Regional Commissioners.

*[Signature]*  
Commissioner  
Community Services Administration

Enclosure

RECEIVED  
OCT 21 1974  
ADMINISTRATIVE  
OFFICE OF THE DIRECTOR

DEPARTMENT OF HEALTH, EDUCATION, AND WELFARE  
 Social and Rehabilitation Service  
 Community Services Administration  
 Washington, D. C. 20201

Excerpt from the Federal Register for September 13, 1974, Page 33017  
 Social and Rehabilitation Service  
 Child Welfare Services

Promulgation of Federal Shares and Allotment Percentages

Pursuant to section 423 (a), (b), and (c) of Title IV, Part B of the Social Security Act (42 U.S.C. 623 (a), (b), and (c)), and pursuant to section 501 of Pub. L. 93-344 (the Congressional Budget and Impoundment Control Act of 1974) which provides that fiscal year 1977 shall begin on October 1, 1976 and end on September 30, 1977: It is hereby promulgated that for fiscal year 1976, for the period July 1, 1976 through September 30, 1976, and for the fiscal year ending September 30, 1977, for purposes of child welfare services under Title IV, Part B of the Social Security Act, for each of the fifty States, Puerto Rico, the District of Columbia, the Virgin Islands and Guam, the federal shares and the allotment percentages, as specified in said Act, or as determined pursuant thereto, on the basis of the per capita income data specified therein, shall be as listed below.

State	Federal shares	Allotment percentages
Alabama .....	61.84	61.84
Alaska .....	41.59	41.59
Arizona .....	53.14	53.14
Arkansas .....	62.44	62.44
California .....	44.48	44.48
Colorado .....	49.83	49.83
Connecticut .....	40.45	40.45
Delaware .....	42.42	42.42
District of Columbia .....	36.45	36.45
Florida .....	51.32	51.32
Georgia .....	56.61	56.61
Guam .....	66.23	70.00
Hawaii .....	43.67	43.67
Idaho .....	57.95	57.95
Illinois .....	42.91	42.91
Indiana .....	51.39	51.39
Iowa .....	51.20	51.20
Kansas .....	49.46	49.46
Kentucky .....	60.12	60.12
Louisiana .....	60.85	60.85

ANNUAL BUDGET FOR CHILD WELFARE SERVICES

State	Fiscal Year 19 <u>76</u>		Revision No.
	Beginning	Ending	
Alaska	July 1, 1975	June 30, 1976	I

ESTIMATED EXPENDITURES BY PUBLIC WELFARE AGENCY  
 (1) (2)

SECTION A - BY PURPOSE	TOTAL (Federal/State/Local Funds)
1. Total estimated expenditures .....	\$ 1,866,650
a. Personal services of staff .....	
b. Agency-operated facilities .....	
c. Purchase of service .....	1,866,650
d. Staff development .....	
e. Other administrative expenditures .....	
SECTION B - BY TYPE OF SERVICE	TOTAL (Federal/State/Local Funds)
2. Total estimated expenditures .....	\$ 1,866,650
a. Adoption .....	
b. Day Care .....	
c. Foster Care .....	1,866,650
d. Protective Services .....	
e. Other CWS Services .....	

COMPUTATION OF MINIMUM AMOUNT OF STATE SHARE

1. Enter Federal share percentage (see excerpt from Federal Register for Federal share percentage effective for particular fiscal year) .....	41.59 %
2. Estimated Federal share of expenditures (Federal Allocation or computed Federal share, whichever is less) .....	\$ 137,800
3. Divide line (2) by line (1) .....	331,330
4. Minimum amount of State funds required to earn estimated expenditures of Federal funds (line (3) minus line (2)) .....	193,530

CERTIFICATE OF EXECUTIVE OFFICER OF STATE PUBLIC WELFARE AGENCY

I, the undersigned, certify that the annual budget's estimated expenditures of funds will be in accordance with the approved child welfare services plan and with regulations and policies issued in accordance with Title IV, Part B, of the Social Security Act, as amended.

Executive Officer, State Agency <i>W. A. Alieason</i> Freda H. Borchick	Title of Executive Officer Acting Director Division of Social Services
State Welfare Agency Dept of Health & Social Services Pouch H, Juneau, Alaska 99811	Date 8/17/75
Regional Office Approval (Name and Title)	Date

Approved FCC Budget  
 Detail of Foster Care

D/W  
 9/16/75

	FED RECT	REGN MARR	OTHER RECT	PRGR RECT	TOTAL
FOSTER CARE	4643	3265	5729	1363	15000
INSTITUTIONAL	4557	3041	2515	454	15113
PROTECTIVE SVCS	279	280	2450	76	3184
	9479	6586	18713	1893	36747
				16773	
				1893	
				18666	
	4643				
	(3265)				
DWS	1378				

DWS

976  
 HOUSE SENATE F.C.C.  
 31.7 25.0 31.7  
 42.4 1450.0 1443.4  
 24.9 24.9 24.9  
 60.0 1459.9 1459.9  
 1.2 2.1 2.2  
 50.2 50.2 50.2  
 22.0 22.0 22.0  
 32.3 150.2 156.5  
 6.7- 6.7- 6.7-







Community Services Administration  
Department of Health, Education and Welfare

John C. Young  
Commissioner

10/17/73

1. Federal funds available for FY 1978  
2. Federal funds in approved budget for FY 1978  
3. Federal funds available to state  
a. Previous grant awards this fiscal year  
b. GRANT AWARDS APPROVED FOR THIS QUARTER  
c. Cumulative grant awards approved this fiscal year  
d. Balance of Federal grant awards, June 30, 1975  
e. Adjustments relating to prior years' expenditures  
f. TOTAL OF LINES 3e THROUGH 3f  
4. Federal funds in approved budget but not awarded  
5. Federal funds available but not awarded

1. Federal funds available for FY 1978	97,218
2. Federal funds in approved budget for FY 1978	137,830
3. Federal funds available to state	
a. Previous grant awards this fiscal year	33,500
b. GRANT AWARDS APPROVED FOR THIS QUARTER	33,500
c. Cumulative grant awards approved this fiscal year	67,000
d. Balance of Federal grant awards, June 30, 1975	0
e. Adjustments relating to prior years' expenditures	0
f. TOTAL OF LINES 3e THROUGH 3f	67,000
4. Federal funds in approved budget but not awarded	70,538
5. Federal funds available but not awarded	0

The status of funds is shown below:  
Approved for a grant award the amount shown on line 3b, pursuant to Title IV, part B, of the Social Security Act as amended.  
Award, dated August 17, 1975 for the quarter ending August 31, 1975. There is  
With reference to the Quarterly Estimate of Expenditures, Under Approved Child Welfare Services Plan and Request for Grant

State	Alabama
Date	9/20/75
Federal Allocation	5 137,830
Program, page	238
Category of Federal Home-Use Assistance	
Appropriation Ident. No.	62-20-238-9-1-533
Fin. No.	62-20-238
Object Class	413
CAN No.	62-20-238
Appropriation No.	137,830
Fiscal Year	1975

TO: Dr. Herbert H. Hollman, Commissioner  
State Department of Health and Mental  
Hygiene, Alabama 36001

APPROVAL OF GRANT AWARD AND STATUS OF FUNDS  
CHILD WELFARE SERVICES

Form # 1-92-600-1105-A7

INFORMATION MEMORANDUM

CSA-14-74-10

May 2, 1974

TO: STATE ADMINISTRATORS OF STATE PUBLIC WELFARE AGENCIES,  
CHILD WELFARE SERVICES PROGRAM

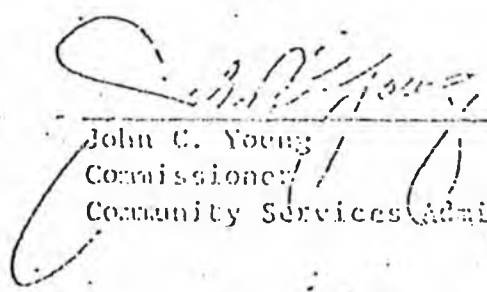
SUBJECT: Child Welfare Services, Title IV, Part B of the Social  
Security Act, Tentative Apportionments to States of  
Funds Requested in the President's Budget, Fiscal Year  
1975

CONTENT: Enclosed is a table showing the tentative apportionments  
to States of Federal child welfare services funds for  
the fiscal year ending June 30, 1975, based upon the  
President's budget to the Congress in "The Budget of  
the United States for the Fiscal Year Ending June 30,  
1975."

The Budget contains a request of \$46,000,000 for child  
welfare services. The actual amount of each State's  
allotment for the fiscal year ending June 30, 1975  
cannot, of course, be finally determined until the  
appropriation becomes law.

The tentative apportionment table should be used by the  
States in preparing their fiscal year 1975 Annual  
Budget pending final enactment of the appropriations  
act.

INQUIRIES TO: SRS Regional Commissioner

  
\_\_\_\_\_  
John C. Young  
Commissioner  
Community Services Administration

Attachment

GUILD WELFARE SERVICES, TITLE IV PART B OF THE SOCIAL SECURITY ACT

Tentative Apportionment to States of Funds Requested in the President's Budget, Fiscal Year 1975

STATE	Amount	Federal Share Percentage
United States Total	46,000,000	
Alabama .....	982,911	63.43
Alaska .....	134,273	42.00
Arizona .....	537,071	54.01
Arkansas .....	576,931	63.72
California .....	3,473,864	43.63
Colorado .....	577,273	51.25
Connecticut .....	521,233	38.89
Delaware .....	173,003	43.92
District of Columbia ...	152,043	33-1/3
Florida .....	1,531,519	53.42
Georgia .....	1,203,903	57.16
Guam .....	101,622	66-2/3
Hawaii .....	214,715	43.23
Idaho .....	262,105	58.64
Illinois .....	1,939,719	42.61
Indiana .....	1,164,582	51.13
Iowa .....	668,399	52.70
Kansas .....	503,603	50.20
Kentucky .....	876,344	60.64
Louisiana .....	1,067,916	61.13
Maine .....	310,339	59.19
Maryland .....	809,593	45.74
Massachusetts .....	1,058,626	45.05
Michigan .....	1,810,397	46.43
Minnesota .....	885,821	51.34
Mississippi .....	732,372	66-2/3
Missouri .....	1,026,672	52.82
Montana .....	236,051	56.59
Nebraska .....	381,940	51.61
Nevada .....	162,412	42.19

ATTACHMENT 9B

TO: William Pritchard  
 Co-Chairman  
 Special Census Committee

DATE: January 22, 1976

THRU: Biller Sheridan  
 Dept. of Revenue

FROM: *[Handwritten initials]*  
 Acting Executive Director  
 Criminal Justice Planning  
 Agency  
 Office of the Governor

SUBJECT: Federal Receipts Incentive  
 Census Update

In response to your request of January 19, 1976, only the annual Federal grant programs received by the Criminal Justice Planning Agency would be impacted by an updated census figure of 390,000.

Part E Planning funds would be increased approximately \$13,000, up from \$276,000, and Part E Action funds would be increased approximately \$16,200, up from \$90,000.

Our grantor agency, the Law Enforcement Assistance Administration, (LEAA), normally uses Census Bureau population projections for allocations to states whenever allocations are made on a population basis and the projections used sometimes trail grant years by as much as four years. For instance, LEAA used the Bureau of Census projections for 1972 when making its FY 1976 fund allocation. Since LEAA only accepts Census Bureau data in determining fund allocation, we should not expect any immediate impact (FY 1977 - FY 1978) in LEAA's funding for Alaska unless the census bureau adopts updated Alaska population figures at an early date.

ATTACHMENT 7C.

1970 POPULATION 300,362 & 302,173 — RURAL 176,225  
 URBAN 124,157  
 NET + 1,791

ASSUMPTIONS: 2. RURAL POPULATION WILL BE FINANCED BY LOCAL GOVERNMENTAL AGENCIES; URBAN WILL BE FINANCED BY STATE GOVERNMENT AGENCIES.  
 3. THE RURAL-URBAN DIFFERENCE WILL BE FINANCED ON A 50-50% BASIS.

CATEGORICAL PROJ. FIS INV ACT	1970 CENSUS 300,362	+50,000	+90,000	+100,000	1976 SOURCE CODE 100000
FINANCIAL RURAL	26,252,204	27,022,208	27,022,208	27,022,208	174,225
SECONDARY RURAL	21,071,271	21,169,282	21,169,287	21,179,287	102,276
URBAN FINANCIAL	1,981,201	2,222,202	2,222,201	2,222,202	100,222
RURAL FINANCIAL	1,753,275	1,752,276	1,753,277	1,753,277	
URBAN FINANCIAL	12,222	12,222	12,222	12,222	
URBAN FINANCIAL	79,222	79,222	79,222	79,222	
ADDITIONAL	1,222,222	1,222,222	1,222,222	1,222,222	100,222
SUBTOTAL	60,069,774	60,342,156	60,401,201	60,411,202	376,725
FINANCIAL RURAL	5,222,222	5,222,222	5,222,222	5,222,222	25,222
SECONDARY RURAL	2,222,222	2,222,222	2,222,222	2,222,222	12,222
FINANCIAL RURAL	3,222	3,222	3,222	3,222	-
CITY FINANCIAL RURAL	1,222,222	1,222,222	1,222,222	1,222,222	52,222
SUBTOTAL	12,651,602	12,722,222	12,722,222	12,722,222	90,722
TOTAL	72,721,376	73,064,378	73,123,423	73,133,424	467,447

\$ 3,109,52      \$ 423,665

ADDITIONAL FINANCING ARE OBTAINED (AT APPROX 7% ANNUAL) AS PART OF THE FINANCIAL IN FINANCING LEVEL DETERMINATION.

ATTACHMENT 72.  
MEMORANDUM

State of Alaska

DEPARTMENT OF COMMUNITY AND REGIONAL AFFAIRS

TO: William Pritchard  
Local Government Assistance

DATE: January 13, 1976

FILE NO:

TELEPHONE NO:

FROM: Paul A. Carr *PAC*  
Principal Planner

SUBJECT: Special State Census

As you know, current and accurate census information is one of the basic tools that the Department of Community and Regional Affairs Community Planning Division uses in its planning. Not only is this information valuable at the State level for State projects and State programs but it is extremely useful and valuable to the local communities in planning their projects and us in providing services to them.

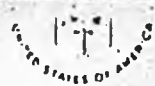
In addition to the vital need for this type of information for State and local community services it is extremely important that we utilize the most current available population figures for our Federal programs. The value for this information in our federally assisted programs is two-fold. First, it allows this Department as well as other State agencies to review programs and projects both for planning and "hardware" programs. In using this information in review of these type programs we can determine whether or not the size of the project is adequate to serve existing or projected populations. It should be stressed that the intent of this information and accurate population figure is not to increase Federal assistance nor is it to decrease the level of Federal assistance. It is intended and needed for realistic project evaluations and analyses. With this information we can take a giant step forward in eliminating duplication and excessive program expenses in all areas of public service.

The second purpose of this population information is to enable the Federal agencies to evaluate their level of services and program adequacy for such things as law enforcement, economic development, housing, medical assistance, and numerous other programs.

It should be noted that the federal appropriation for HUD 701 planning funds for FY 75-76 was \$150 million. Anticipated HUD funding programs for FY 77 is \$75 million or exactly one-half of the previous years appropriation. On the surface this indicates that Alaska will probably be cut at least one-half of the previous year's HUD 701 funds. This would amount to approximately a \$250,000 loss in planning revenues to the State. While HUD does not have a specific population formula rating for allocating 701 funds to a State or a program, it should be noted that they do consider the effects of population changes, impacts, and economic gains and losses in determining grant funds and allocations of federal projects. This consideration alone demonstrates the need for a new census and documentation of the impact now being experienced by the State of Alaska.

If you have further questions or need additional information please do not hesitate to let me know.

PAC:aw

AIRMAIL

Mr. Roger Harman  
Chairman, Special Census Committee  
Office of the Governor  
Division of Policy Development and Planning  
Pouch AD  
Juneau, Alaska 99811

Dear Mr. Harman:

This is in reply to the recent letters from Governor Hammond and Mr. Robert B. Weeden and will acknowledge receipt of the check for \$25,000 as partial payment for the 1976 special census of Alaska. This letter will also respond to the questions raised by Ms. Mavis Wearvik and yourself in recent telephone conversations with Mr. Post. We are also enclosing one copy of the formal agreement for your files.

In response to Mr. Weeden's request for a listing of States, counties, and cities which have had special censuses during the last 2 years, we are providing herewith a listing of names and addresses of local key persons for some of the larger special censuses conducted over the past 2 years. Since 1970, the Bureau has conducted over 300 special censuses ranging in size from a place of 32 people to a county having 700,000 people. We have not conducted a census for an entire State since 1970.

The table below provides information requested by Ms. Wearvik on the types of positions to be filled, pay rates, and additional costs for the census. Recruiting costs will be assumed by the State and should sufficient applicants not be available, the Bureau will assume recruiting responsibility and the result will be an increased overall cost for the census. Our past experience indicates that for each position filled, at least three persons should be tested. We should also like your opinion concerning the suitability of the wage rates indicated below.



Crew Leaders (61) @ \$4.05 per hour.....	\$59,475
Enumerators (800) @ \$ .14 per name or \$3.13 per hour.....	77,700
Training.....	10,000
Office Clerks (30) @ \$3.13 per hour.....	17,250
Administrative Clerks (2) @ \$4.05 per hour.....	2,600
Overtime.....	16,000
Social Security (F.I.C.A.) Taxes.....	12,000
Travel.....	74,000
Communications.....	3,000
Contingency.....	<u>32,975</u>
Total	\$305,000

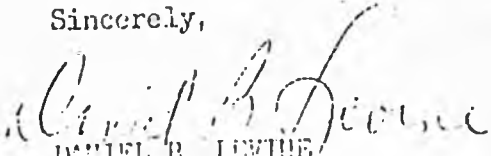
There are additional items which are not included in the above total. The State is expected to provide office space which hopefully can be obtained without cost, telephones, typewriters, and adding machines. A considerable amount of publicity would be required prior to the census, but much of this also can be obtained without cost from the media. Finally, we understand that some redrafting of the maps is required and this should proceed immediately.

We are pleased to learn of your optimism regarding the funding of the census and as indicated to Mr. Post, you should have a final decision by the end of January. Once funding is accomplished, we would like to establish a schedule for payment of the remaining \$75,000 due the Bureau. In order that we may complete the preparatory work and begin the field operations in the time frame of a September 1, 1976, census date, it will be necessary to receive \$25,000 on each of the following dates; March 1, June 1, and September 1. Upon completion of all phases of the census, a final accounting will be made with a refund or billing as appropriate.

In response to your inquiry regarding revenue sharing, the Office of Revenue Sharing informs us that the final count obtained as a result of a census taken in September cannot be used, since entitlements are based on population estimates prepared by the Bureau of the Census as of July 1. Of course, the Bureau will use the final census count in preparing its estimate.

We look forward to hearing from you in the near future.

Sincerely,



DANIEL B. LEVINE  
Associate Director  
Bureau of the Census

Enclosures

REGIONAL SUMMARY:

The State has been divided into four regions with headquarters established at Fairbanks, Anchorage, Bethel and Juneau. (See map). To calculate the need for crew leaders and enumerators by region, the 1975 population estimates developed by the State Departments of Labor and Community and Regional Affairs were averaged by census divisions and the individual totals were multiplied by the Census Bureau's urban and rural enumerator to population need ratios.

## CREW LEADER AND ENUMERATOR NEEDS

REGION	PROBABILITY					
	A		B		C	
	C.L.	E.N.	C.L.	EN.	C.L.	EN.
NORTH	13	167	17	206	15	187
WEST	11	131	11	131	11	131
SOUTHCENTRAL	32	418	45	588	39	502
SOUTHEAST	17	170	17	170	17	170
TOTALS	73	886	90	1,095	82	990

ASSUMPTIONS:

1. The logistical requirements of office space, typewriters, adding machines, other equipment, supplies, recruitment capabilities, testing and training space needs, etc., will be provided by the several state departments of government.
2. The State cannot successfully recruit enumerators and crew leaders at the Census Bureau suggested wage rates of \$3.13 and \$4.05 per hour respectively.
3. The State can recruit the needed enumerators and crew leaders at \$5.50 and \$6.45 per hour respectively.
4. The population base of 360,000 used by the Census Bureau in their cost estimate is too low by 45,000.
5. The average number of hours worked for each of the following positions, as calculated from the Census Bureau estimate, will remain constant: enumerators - 31 hrs.; crew leaders - 240 hrs.; office clerks - 184 hrs.; administrative clerks - 320 hrs.
6. The Census Bureau's percentage estimates for overtime (10%) and contingency (11%) will remain constant.
7. Enumerators, crew leaders and clerks hired by the State are classified as temporary state employees.
8. The Workmens Compensation percentage contribution requirement will not increase for FY 77.

9. Radio and television air time needs, for the intensive enumerator recruitment and public awareness campaigns, will be fulfilled at no cost through advanced publicity coordination with media.
10. The Census Bureau will train State recruited enumerators and crew leaders at the average cost to the State of \$11.60 per individual.

PROBABILITY ASSUMPTIONS:

1. Enumerator need assessment are based on the ratios of 1:300 and 1:750 for rural and urban areas respectively. Probability A assumes that 58% of the population (Anchorage plus Fairbanks) can be enumerated at the urban ratio. Probability B separates the city populations of Anchorage and Fairbanks from the "rest of Census Division" estimate totals and uses both urban and rural ratios in component calculations. Probability C is the average of A and B.
2. Probability A assesses the \$74,000 travel estimate made by the Bureau to be 12% too low while B assumes the estimate to be 25% low. Reassessment of the \$3,000 communications estimate was handled similarly.

COST SUMMARY:

ITEM	PROBABILITY		
	A	B	C
CREW LEADERS	\$113,000	\$139,300	\$126,150
ENUMERATORS	151,100	186,700	168,900
OFFICE CLERKS	34,400	34,400	34,400
ADMINISTRATIVE CLERKS	4,700	4,700	4,700
TRAINING	11,100	13,700	12,400
OVERTIME	30,300	35,600	32,950
F. I. C. A. TAXES	19,500	23,500	21,500
WORKER'S COMP. & OTHER	5,000	6,000	5,500
TRAVEL	83,100	92,500	87,800
COMMUNICATIONS	3,400	3,800	3,600
CONTINGENCY	50,100	59,400	54,750
PUBLICITY COORDINATION	23,300	23,300	23,300
CENSUS BUREAU FEE	100,000	100,000	100,000
TOTAL	\$629,000	\$722,900	\$675,950

CALCULATIONS:

PROBABILITY

	<u>A</u>	<u>B</u>	<u>C</u>
CREW LEADERS \$6.45 x 240 hrs x	73 \$113,004	90 \$139,320	82 \$126,936
ENUMERATORS \$5.50 x 31 hrs. x	886 \$151,063	1,095 \$186,698	990 \$168,795
OFFICE CLERKS \$5.50 x 184 hrs. x	34 \$ 34,408	34 \$ 34,408	34 \$ 34,408
ADMINISTRATIVE CLERKS \$6.45 x 320 hrs: x	2.3 \$ 4,747	2.3 \$ 4,747	2.3 \$ 4,747
TRAINING \$11.60 x	959 \$ 11,124	1,185 \$ 13,746	1,072 \$ 12,435
OVERTIME .10 x	\$303,222 \$ 30,322	\$365,173 \$ 36,517	\$334,197 \$ 33,419
F.I.C.A. .0585 x	\$333,544 \$ 19,512	\$401,690 \$ 23,499	\$367,616 \$ 21,505
TOTAL .015 x			
WORKMEN'S COMPENSATION .009 x	\$333,544	\$401,690	\$367,616
PUBLIC LIABILITY .005 x	\$ 5,003	\$ 6,025	\$ 5,514
ACCIDENT & BONDING .001 x			
TRAVEL \$74,000 x	.123 \$ 83,100	.25 \$ 92,500	.186 \$ 87,800
COMMUNICATIONS \$3,000 x	.123 \$ 3,369	.25 \$ 3,750	.186 \$ 3,560
CONTINGENCY .11 x	\$455,652 \$ 50,122	\$541,210 \$ 59,533	\$499,119 \$ 54,903

CENSUS BUREAU ESTIMATE RELATIONSHIPS:

1. 61 CREW LEADERS AT \$4.05 Per Hour = \$59,475 for 360,000

$$\frac{\$59,475}{\$4.05 \text{ P/Hr.}} = 14,685 \text{ TOTAL HOURS TO BE WORKED}$$

$$\frac{14,685 \text{ Hrs.}}{61 \text{ C.L.}} = 240.7 \text{ HOURS PER CREW LEADER}$$

2. 800 ENUMERATORS AT \$3.13 PER HOUR = \$77,700 FOR 360,000

$$\frac{\$77,700}{\$3.13 \text{ P/Hr.}} = 24,824 \text{ TOTAL HOURS TO BE WORKED}$$

$$\frac{24,824 \text{ Hrs.}}{800 \text{ EN.}} = 31 \text{ HOURS PER ENUMERATOR}$$

3. 30 OFFICE CLERKS AT \$3.13 PER HOUR = \$17,250 FOR 360,000

$$\frac{\$17,250}{\$3.13 \text{ P/Hr.}} = 5,511 \text{ TOTAL HOURS TO BE WORKED}$$

$$\frac{5,511 \text{ Hrs.}}{30 \text{ O.C.}} = 183.7 \text{ HOURS PER OFFICE CLERK}$$

4. 2 ADMIN. CLERKS AT \$4.05 PER HOUR = \$2,600 FOR 360,000

$$\frac{\$2,600}{\$4.05 \text{ P/Hr.}} = 642 \text{ TOTAL HOURS TO BE WORKED}$$

$$\frac{642 \text{ Hrs.}}{2 \text{ A.C.}} = 321 \text{ HOURS PER ADMIN. CLERK}$$

5. ESTIMATE FOR OVERTIME \$16,000 IS APPROXIMATELY 10% OF TOTAL ESTIMATED WAGES \$157,025.

6. ESTIMATE FOR CONTINGENCY \$32,975 IS ABOUT 11% OF END TOTAL \$305,000.

7. IF THE CENSUS BUREAU'S RULE OF THUMB, THAT NO SINGLE ENUMERATOR BE RESPONSIBLE FOR MORE THAN 250 RESIDENCES OR 300 SQUARE MILES OF TERRITORY, WERE SERIOUSLY APPLIED TO ALASKA, BECAUSE OUR TERRITORY IS 586,000 SQUARE MILES, WE WOULD NEED, AS A MINIMUM, 1953 ENUMERATORS.

HB 739

February 11, 1976

The Honorable Mike Bradner  
Speaker of the House  
Alaska State Legislature  
Juneau, Alaska 99811.

Dear Mr. Speaker:

In accordance with AS 24.30.060(b) and the Uniform Rules of the Alaska State Legislature, I am transmitting a bill making a special appropriation to the Office of the Governor, Division of Policy Development and Planning, for the purpose of conducting a special census in September 1976. This census will provide valuable information for various state and local government functions.

Sincerely,

Jay S. Hammond  
Governor

Budget Submission

14B739

FY \_\_\_\_\_

BUDGET REQUEST UNIT SPECIAL APPROPRIATION - SPECIAL CENSUS FOR ALASKA

BRU CODE \_\_\_\_\_

CATEGORY: \_\_\_\_\_

PROGRAM: \_\_\_\_\_

SUB-PROGRAM: \_\_\_\_\_

ELEMENT: \_\_\_\_\_

SUB-ELEMENT: \_\_\_\_\_

AGENCY: OFFICE OF THE GOVERNOR DIVISION: POLICY DEVELOPMENT & PLANNING

Name and Position of Program Manager: ROGER A. HARMAN, CO-CHAIRMAN Phone: 465-2786  
BILL PRITCHARD, CO-CHAIRMAN Phone: 465-4736

Name and Position of Agency Contact: PETER KEATING Phone: 465-2790

DATE: \_\_\_\_\_

*Handwritten signature/initials*

(Signature of Agency Head) ROBERT WEEDEN, Director

REVISED \_\_\_\_\_

BUDGET SUBMISSION

\_\_\_\_\_

STATUTORY BASIS

GOALS: The primary goal is to provide Alaskans with accurately planned government service programs while reducing the final costs of government by increasing planning efficiency. A second goal would be to eliminate any negative effect official Census Bureau estimates may have on receiving federal grant allocations based on estimated population levels.

DESCRIPTION: There are no constitutional requirements for special censuses. (Refer: Attorney General's letter - attachment 1.) The scope of the special census is to count all individuals working or living in Alaska as of September 1, 1976.

The content of the special census questionnaire will include questions on name, sex, address, age, race (white, black, other), relationship to head of household and one cell (up to nine answer blocks) for a question or questions not yet determined. (Refer: questionnaire - attachment 2.)

The implementation of the special census will be for the Census Bureau to train and supervise the crew leaders and enumerators recruited by the State to conduct the census. The actual census will take approximately (continued)

PUBLIC NEED TO BE ADDRESSED OR PROBLEM TO BE SOLVED:\*

(1) Relevant demographic data for planners in the public and private sectors have become less and less available as pipeline impact has increased. The needs assessment for specific area population growth is integral to most planning development. The nonavailability of accurate population statistics severely jeopardizes the planning process by increasing the likelihood of program mismanagement in government and unenlightened decision making in business. Increased planning efficiency in the public and private sector would provide an indirect benefit to all Alaskans.

(2) If "official" Census Bureau population estimates inaccurately reflect the population of Alaska (continued)

OBJ. NO.

RELATED BUDGET YEAR OBJECTIVE(S):

1

Complete a special census of Alaska as of December 30, 1976.

2

Replace Census Bureau estimates of Alaska's population with special census counts thereby removing (continued)

RU

BRU CODE

REVISED

LISTED IN ORDER OF DESCENDING PRIORITY.



PUBLIC NEED TO BE ADDRESSED OR PROBLEM TO BE SOLVED: \*

by underestimating it, than all Alaskans are negatively affected by this since only "official" Census Bureau estimates are used by OMB and ORS in their distribution formulas of federal grant allocations to states.

OBJ.  
NO.

RELATED BUDGET YEAR OBJECTIVE(S).

present negative effects produced by inaccurate estimate usage.

RU \_\_\_\_\_ BRU CODE \_\_\_\_\_ REVISED \_\_\_\_\_

LISTED IN ORDER OF DESCENDING  
PRIORITY.

## DESCRIPTION:

two weeks to complete with two months needed for count tabulations. (Refer: contract - attachment 3.)

Special census count data would be available (to state and local planners) by mid-December and would be used by the Population Division of the Census Bureau in their estimate development. (Refer: Mayor Zitter's letter - attachment 4.)

State departments and local governments would be required to donate office space, telephones, needed equipment and other resources for the special census project.

A fee of \$100,000 is required by the Census Bureau to supervise the census and tabulate the results. The Bureau will charge approximately \$25,000 for each additional fully tabulated simple question the State may choose to ask in the item 11 cell.

The State will be required to recruit an estimated 1,095 enumerators, 90 crew leaders, 34 office clerks and 3 administrative clerks for the census. All travel and training costs related to the supervision of crew leaders and enumerators will be borne by the State.

Costs related to advertising and publicity coordination both for the required enumerator recruitment and public awareness campaigns will also be encumbered by the State.

By February 20, 1976, all funding for the special census must be approved so the Bureau can continue Phase I planning. All maps and lists of places needed for the census must be submitted to the Bureau by March 15, 1976. Questionnaire determination must be completed by March 1, 1976. (Refer: Census Bureau Letter - attachment 5.)

BRU \_\_\_\_\_

BRU CODE \_\_\_\_\_

REVISED \_\_\_\_\_

## A DISCUSSION OF ISSUES (PUBLIC NEEDS, PROBLEMS AND LEGAL REQUIREMENTS) AND RELATED OBJECTIVES AND ALTERNATIVES.

The argument that relevant population statistics are not available for Alaska is easily supported. Pipeline impact growth has had the effect of drawing generally young individuals into the State hopefully of securing employment during the worst recession since the depression. The survey of new hires periodically conducted by Bechtel has shown a 30 to 1 relationship between the number of new hires and the "intended" number of children to be entered in Fairbanks area schools. This indicates that either most of the workers are single or that the married workers with children are not bringing their families with them.

These trends are mentioned because the primary methodologies, used by the Census Bureau to estimate Alaska's population, do not take the trends into consideration. "Component Method II" establishes a civilian migration factor based on fluctuations in the school aged population over time. If most Alaskan immigrants are single and childless than an estimating technique based on school enrollment data is bound to cause an unacceptable bias.

The Administrative Records Method (still being tested by the Bureau) draws location of residency, number of dependents and other relevant data from the records kept by the Internal Revenue Service. The important point is that the return address taken from each income tax statement is used for residency criteria. Employment in Alaska is seasonal, especially in construction, fishing, logging, and tourism. Whatever the number of "seasonal" Alaskans there are, unless they use an Alaskan address on their individual income tax statements, they will not be estimated to be Alaskans by the Census Bureau. January 1 to April 15 never encloses the peak period of Alaskan economic activity. Again an unacceptable bias can be assumed.

The Regression Method used by the Bureau is a ratio correlation censal method. The estimate is obtained by the use of a multiple regression formula relating change in the proportion of the State's population in a census division, to the change in the census division's proportion of the indicators on school enrollment, births and deaths (white and nonwhite) and auto vehicle registrations. In short it is a statistical juggling act with its own built in shortcomings including the repeated use of school enrollment data.

The "Composite Method" sums up school enrollment, work force, social security recipients, and births. The total is the estimate.

(continued)

BFC

BRU CODE

REVISED

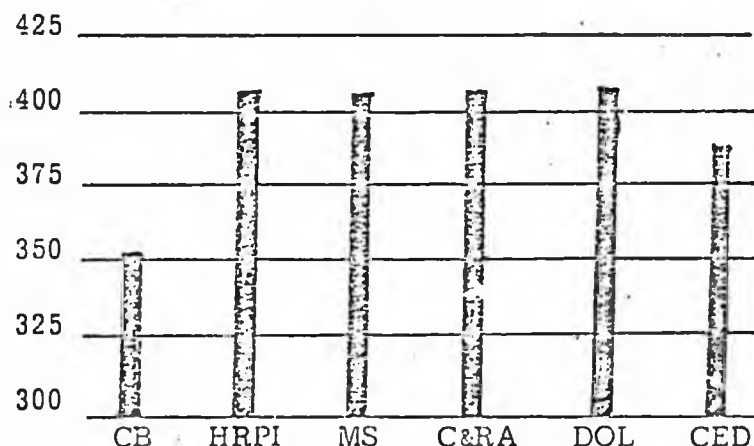
2

Page 1 of 4  
ANALYTIC STATEMENT

The Population Division of the Census Bureau contemplated the statistics they generated for their July 1, 1975 estimates. Using the above methodologies they published the figure of 351,000 as Alaska's population on that date.

Human Resources Planning Institute with Urban and Rural Systems Associates prepared the Manpower and Employment Impact of the Trans-Alaska Oil Pipeline, in which they forecast the 1975 annual average population to be 406,000. In their Arctic Gas pipeline study Mathematical Sciences estimated the 1975 level at 404,000. The Department of Labor's July 1, 1975 estimate stands at 404,600. A bit more conservative the Community and Regional Affairs 1975 estimate is 404,200. Commerce and Economic Development figures 387,000 which is still 36,000 over the Census Bureau's estimate.

Population Estimate 1975



Coupled with these arguments are the facts that local governments in Anchorage, Fairbanks, Kenai and other places have been considering special censuses for their boroughs or cities. Borough planners from Kenai can not accept the Bureau's estimates which consistently show the Kenai Cook Inlet Census Division to be losing population when they are experiencing the tightest housing market ever.

The need for demographic data is not disputed otherwise there might not be a Census Bureau. What is disputed, beside the methodologies, are the estimates themselves. (Refer: Anchorage Daily News Article - attachment 6.)

(continued)

BRU \_\_\_\_\_ BRU CODE \_\_\_\_\_ REVISED \_\_\_\_\_

The need for population data is immediate. The special census is the only alternative which can fulfill the immediacy of this need. Although components of the second alternative are presently being developed and addressed, final production of good estimates is still five years away at the minimum. Therefore, only the special census alternative can satisfy the second objective as it is written.

This brings up the recent inquiry into how a population of 390,000 would affect present federal grant allocations received by the State. (Refer: State Department Memoranda - attachment 7.) The study was not complete but it did show the definite trend, that for some grants an increase in population would mean an increase in federal grant dollars received. The estimated first year increased allocation for four programs was \$953,500. The prediction that the State would lose federal grant monies because of the special census was not advanced. The decision to support the special census was made because of the planning importance of the data and not because it was known for certain what Alaska could receive in higher federal allocations.

<u>Program</u>	<u>Population Base</u>	<u>Increased Allocation</u>
Title XX Social Security Act	390,000	\$590,000
Part B. LEAA Planning Funds	390,000	\$ 13,800
Part E. LEAA Action Funds	390,000	\$ 16,200
Highway Funding	390,000	<u>\$423,700</u>
		\$953,500

The Census Bureau cost estimate was based on a population of 360,000. (Refer: Census Bureau Cost Estimate - attachment 8.) The total estimate was listed at \$405,000. The major assumptions of the verification analysis completed on the Bureau estimate were that the population base used was low by 45,000 and that the wage rate for enumerators, crew leaders and clerks were low by approximately \$1.40 per hour. (Refer: Cost Estimate Verification Analysis -attachment 9.)

The time frame for the different phases of the special census is as follows:

BPU \_\_\_\_\_ BRU CODE \_\_\_\_\_ REVISED \_\_\_\_\_

## 2 Analytic Statement

<u>Activity</u>	<u>Approximate Completion Date</u>
Funding	February, 1976
Map and List Assembly	March, 1976
Enumerator Recruitment	June, 1976
Logistical Coordination	August, 1976
Publicity - Public Awareness	August, 1976
Census Taking	September, 1976
Final U.S. Census Bureau Report	December, 1976

B.C.

BRU CODE

REVISED

2

Page 4 of 4  
ANALYTIC STATEMENT

BY NO	ALTERNATE STRATEGIES WEIGHED IN PROCESS OF FORMULATING THIS BUDGET PROPOSAL.	CY AUTH	MAINT.	BY REQUEST		BY LEG. APPROP.
				AGCY	GOV	
1	<p><u>Alternative A:</u></p> <p>Contract with the Census Bureau to conduct a special census of Alaska as of September 1, 1976. The census will provide Alaskan planners with population counts of incorporated and unincorporated places within respective census divisions as well as area migration trends statewide. The total estimated cost of the special census is \$750,000; 60% of which will be paid in wages to Alaskan's recruited as enumerators, crew leaders, or clerks, and 17% for contractual services in State travel.</p>					
2	<p>Only a special census of Alaska conducted by the Census Bureau can be used to replace "official" estimates generated by the Bureau.</p>					
2	<p><u>Alternative B:</u></p> <p>Begin the process necessary to develop a population estimating technique which could pass Census Bureau tests (special censuses) for accuracy and be accepted for use in the Federal-State Cooperative Program on population estimating. It would be necessary to develop alternative sets of historical data on plausible population indicators of change selected for estimating technique examination. An accurate technique would require that the data have uniformly geo-coded boundaries of tabulation. This would not be a feasible alternative until state departments and other units of government synchronize their geographical collection of data. Once this very difficult chore is accomplished, after five years a historical series would be available on almost any variable selected for study.</p> <p>A population research unit, consisting of a demographer, a manpower economist and two statistical technicians, would probably be needed to develop the new technique. The BRU would be a permanent concept to</p> <p style="text-align: right;">(continued)</p>					

RU \_\_\_\_\_ BRU CODE \_\_\_\_\_ REVISED \_\_\_\_\_

OBJ NO	ALTERNATE STRATEGIES WEIGHED IN PROCESS OF FORMULATING THIS BUDGET PROPOSAL.	CY AUTH	MAINT.	BY REQUEST		BY LEG. APPROP.										
				AGCY	GOV.											
	<p>state government although estimation technique development, testing and acceptance would require approximately two additional years.</p> <p style="text-align: center;">ANNUAL PRU COSTS</p> <table style="margin-left: auto; margin-right: auto;"> <tr> <td>Personnel</td> <td style="text-align: right;">\$54.0</td> </tr> <tr> <td>Travel</td> <td style="text-align: right;">5.0</td> </tr> <tr> <td>Publication</td> <td style="text-align: right;">3.0</td> </tr> <tr> <td>Commodities</td> <td style="text-align: right;">2.0</td> </tr> <tr> <td></td> <td style="text-align: right; border-top: 1px solid black;">\$64.0</td> </tr> </table> <p>The cost of geographical data synchronization at the state and local government levels is difficult to measure and would depend upon the mutual areas selected for use as well as reprogramming revisions of present data collection procedures.</p> <p>1 The time frame requirements of this alternative would not serve as an immediate fulfillment to the objective of providing public and private planners with accurate population statistics.</p> <p>2 The newly devised estimating technique, once approved for use by the Census Bureau, would be incorporated into the development of future Bureau estimates on Alaskas population. However, it is not certain what weight value the Alaskan developed technique may be assigned in relation to the Bureau's "Component II", Regression and Administrative Records methods now in use.</p>	Personnel	\$54.0	Travel	5.0	Publication	3.0	Commodities	2.0		\$64.0					
Personnel	\$54.0															
Travel	5.0															
Publication	3.0															
Commodities	2.0															
	\$64.0															

RU \_\_\_\_\_ BRU CODE \_\_\_\_\_ REVISED \_\_\_\_\_

OBJ. NO.	MEASURE	PRIOR YEAR (PY)		CURRENT YEAR PLAN (CY)	BUDGET YEAR (BY)			
		PLAN	ACTUAL		MAINTENANCE	AGENCY REQUEST	GOVERNOR'S BUDGET	LEGISLATIVE INTENT
1	Complete special census.							
2	Special census totals replace Census Bureau estimates.							

BFI \_\_\_\_\_ BRU CODE \_\_\_\_\_ REVISED \_\_\_\_\_



# 5 Analysis of Maintenance Level

ITEM & EXPLANATION	AMOUNT	FUNDING SOURCE	100 PERSONAL SERVICES	200 TRAVEL	300 CONTR. SERVICES	400 COMM.	500 EQUIPMENT	OTHER
FY '76 AUTHORIZED	131.4	GF		5.1	126.3			
Special census enumerator, crew leader, clerical, F.I.C.A., workman's compensation and overtime.	451.5	GF	451.5					
Census Bureau supervisors travel and per diem for actual enumeration process.	90.9	GF		90.9				
Communication charges of postage, phone, tolls and telegrams.	1.8	GF			1.8			
Advertising, radio spots and television commercials for public awareness campaign on special census.	4.3	GF			4.3			
Training of census takers by Census Bureau.	13.7	GF			13.7			
Census Bureau fee contingent upon selection of additional questionnaire question(s).	(75.0)	GF			(75.0)			
FY '77 Maintenance	<u>618.6</u>	GF	<u>451.5</u>	<u>96.0</u>	<u>71.1</u>			

BRU \_\_\_\_\_

BRU CODE \_\_\_\_\_

REVISED \_\_\_\_\_

5

ANALYSIS OF  
MAINTENANCE LEVEL

# 6 Analysis of Change

ITEM & EXPLANATION	AMOUNT	FUNDING SOURCE	100 PERSONAL SERVICES	200 TRAVEL	300 CONTR. SERVICES	400 COMM.	500 EQUIPMENT	OTHER
<b>SPECIAL CENSUS</b>								
Logistical coordination within Alaska to include office space selection, equipment acquisition, and enumerator recruitment arrangements.	3.1	GF		3.1				
Administrative coordination with Census Bureau in Washington, D.C. and Seattle.	2.0	GF		2.0				
(1) Census Bureau fee to supervise special census and tabulate results to be paid in advance.	100.0	GF			126.3			
(2) Publicity coordination for development of T.V. commercials and radio tapes for enumerator recruitment and public awareness campaigns.	23.3	GF						
(3) Telephone installations, postage, tolls and telegrams required for logistical development.	<u>3.0</u>							
FY '78 Change	<u>131.4</u>			<u>5.1</u>	<u>126.3</u>			

BRU \_\_\_\_\_ BRU CODE \_\_\_\_\_ REVISED \_\_\_\_\_

**6** ANALYSIS OF CHANGE FROM MAINTENANCE LEVEL

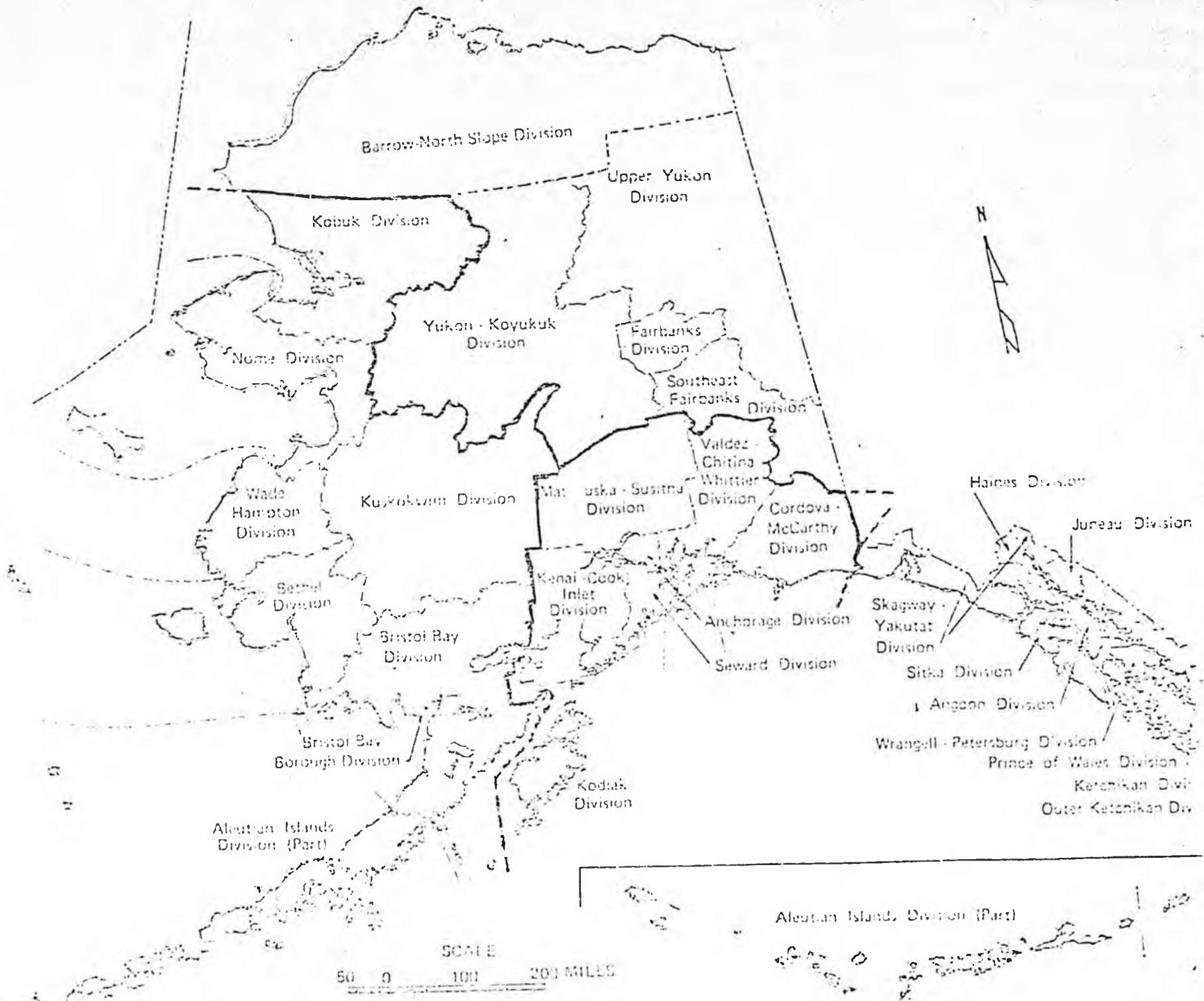
\_\_\_\_\_

PUBLICITY COORDINATION ESTIMATE

<u>ITEM</u>	<u>COST</u>
PUBLICITY COORDINATOR 4 MONTH POSITION	\$9,600
T. V. COMMERCIAL PRODUCTION COSTS	6,800
TAPES FOR RADIO SPOTS	300
TELEPHONE (LONG DISTANCE)	250
TRAVEL	1,500
PER DIEM	1,300
P. R. EXPENSES	1,000
CONTINGENCY	2,500
 PUBLICITY TOTAL	 \$23,250

PROBABILITY C COSTS BY REGION:

<u>ITEM</u>	<u>NORTH</u>	<u>WEST</u>	<u>SOUTHCENTRAL</u>	<u>SOUTHEAST</u>	<u>TOTAL</u>
CREW LEADERS	\$23,076	\$16,923	\$59,998	\$26,153	\$126,150
ENUMERATORS	31,903	22,349	85,644	29,004	168,900
OFFICE CLERKS	6,469	4,553	17,447	5,908	34,400
ADMIN. CLERKS	2,000	-	2,000	700	4,700
TRAINING	2,343	1,647	6,276	2,169	12,400
OVERTIME	6,345	4,383	16,509	6,177	32,950
F.J.C.A.	4,083	2,820	10,623	3,975	21,500
WORK. COMP. & OTHER	1,047	723	2,724	1,019	5,500
TRAVEL	30,730	30,730	13,170	13,170	87,800
COMMUNICATIONS	900	900	900	900	3,600
CONTINGENCY	10,162	7,120	27,280	9,238	54,750



2/21/76

Census - March 1

but B<sup>o</sup>v also as gov DPOP will 3/15  
LUL Rpt by 9/11

- DPOP as gov v Co Rls 11 (gl adyl nfy; 9 sav u ch Rls:
- ① gl ov has nfy
  - ② id rzd1 (1 yr 2 yrs 5 yrs etc.)
  - ③ L - ppl u prv) lvl v. sa

$$\begin{array}{r} 34 \overline{) 409} \\ \underline{112} \\ 297 \\ \underline{297} \\ 0 \end{array}$$

re in Arch Tuesday of slo uyl (rac rk-)

ady l uyl fgs of sa new sa! slo l by  
Krn) estab upledat.  
w re \$ l b sav b lcl ppl n d slo  
(furla b # jone o hys etc o but  
Krn) do-las a cul slo)

- 1st pr) of nu nfy
- ① race (nu clge - native 14)
  - ② rzd1
  - ③ id prv) lvl (dye cz art v \$ lyl v fl sin)
- Estimo o Aleut o Indian

25TD per item tabulation ~~cross~~

750.0 unids z o Qjar la d, n rge  
z' loulay b prv) lvl rge  
z' loulay

$$34 \overline{) 409}$$

$$34 \overline{) 451,500}$$

\$25.0 loan from DPOP  
to lock the census in.

9am

residence 3 spaces  
race 6-c, n, I, e, a o

8

- ① ha u-- y
- ② ut c c, sin lips v gjs  
rzd  
rax  
inc

③ y e - by G-form.

RHamans.  
Pop n-11

15nd - 20nd fu-- R into . ja \

4HT → 6HT ppe n . ja \

"confidence"

based on 390.0 pop  
MISS - 09, H1020  
LEAA  
Hwys

70,000 Fbx

Need for census

Dept of Law Prim. Impact Study w/ FBT

Plan + Zon Northern Lites Bord

CRA Rev Sharing (State)

Kenai Planner Van Ness for budget projections

Cosgrove H+SS. Aging Longevity Bonus

DP people employed over age 65.

Comm + Ec Dev aggregate income needed  
Revenue " " " "

Spanish data (Virginian Grey IRS)

Municipal League supports due to Rm 11

↳ taken s/o r n R5 6. feds

9Ad to Alaska

1/3 → state GF

2/3 → municipalities & villages



Mercer - revenue to school district.

Title I - 4Ad 1. sel d Sea - 2.5M mil + mil<sup>e</sup>  
edcym dscdvg - 1.5M 800 + 01 sel d Sea

Mitchard  
2d z' 01 1x efc

Keating - 25% no  
lablog April

Woolfe - 40%  
16 90 01  
du to sel pop dia  
Miss Pennington:  
75/25 40/10

~~10~~

~~Do you think...~~

Av Gross

11/19 no L Gov had to wait all state of rapry - VL

no L Joe McKinnon → 739 ed a rapry

↓  
" policy of rapry -

a pol sign d.b. fiddan for the of rapry -

income

residency -  1 yrs  2 yrs  5 yrs

# CORRECTION

THIS DOCUMENT  
HAS BEEN REPHOTOGRAPHED  
TO ASSURE LEGIBILITY

Need for census

Dept of Law (Harm, Impact Study w/ FBI)

Plan + 3on Mathew Lites Bond

CFA (Rev Skating (State))

Kenan Planner Van Ness for budget projections

Congress HHS Aging Longevity Bonus

DP people employed over age 65-

Comm + Ec Dev Aggregate income needed

Revenue

Spanish data (Virginia they IRS)

Municipal League supports due to (RM)

u taken o/a n n R5 6 - fedo

9/1d to Alaska


1/3 -> State 6F

2/3 -> Municipalities & villages



Number -> increase to about district, 2.5N job + all  
 Title I - 4nd 1 - out dist - 1.5N B00 + 01 out dist  
 design drawing

Westing 12.25, no appt  
 1100/16  
 16 qo to 84 ppg dia  
 40/10  
 95/125  
 24-2, 01) 1x etc



$$x = y = z z z z$$

~~10~~

~~As per the ...~~

Av Gross

11/19 no L Gov had to wa all o/s of rapy - v L  
no L Joe McKinnon → 739 cd n rapy

↓  
n policy of rapy -

a pol sign d.b from Fr all of rapy -

income

residency -  1 yrs  2 yrs  5 yrs