

Leg. Finance - House & Senate Finance Comte Files (1975-76) 351


HB 69, CSSSHB 70, SSHB 70



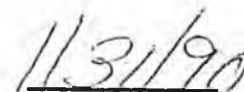
RECORDS CERTIFICATION



I, the undersigned, an employee of the State of Alaska, do hereby certify that the microfilm images on this microform are accurate reproductions of the original records of the State of Alaska as accumulated during the regular course of business, and that it is the established policy and practice of this State to microfilm its records and to dispose of the original records after microfilm reproductions have been made.



Signature of Camera Operator



Date

"An Act making a special appropriation to the Department of Fish and Game for a commercial seaweed resource assessment study; and providing for an effective date."

1/24/75

COMMITTEE REPORT

FINANCE

HOUSE

Mr. Speaker:

Date 1-30

The Committee on Resources has had HB 69

under consideration. A Majority of the members of the Committee

recommends it DO PASS

recommends it DO NOT PASS

recommends it DO PASS WITH ATTACHED AMENDMENT(S)

recommends it BE REPLACED WITH CS FOR _____ AND THAT

CS FOR _____ DO PASS

"and" recommends it BE REFERRED TO THE _____

COMMITTEE

reports it back WITHOUT RECOMMENDATION

"other"

Members signing the Majority report:

<u>Nels G. Anderson</u>	<u>Frank Blom</u>	_____
<u>Mike Hunkeler</u>	<u>_____</u>	_____
<u>Delecia</u>		_____
<u>Alan R. Stutz</u>		_____

Members NOT concurring in the Majority report:

Typhaine recommends: Do not pass

_____ recommends:

_____ recommends:

_____ recommends:

_____ recommends:

Nels G. Anderson Chairman

"An Act making a special appropriation to the Department of Fish and Game for a commercial seaweed resource assessment study; and providing for an effective date."

COMMITTEE REPORT

1/30/75

HOUSE

Mr. Speaker:

Date _____

The Committee on FINANCE has had HB 69

under consideration. A Majority of the members of the Committee

recommends it DO PASS

recommends it DO NOT PASS

recommends it DO PASS WITH ATTACHED AMENDMENT(S)

recommends it BE REPLACED WITH CS FOR _____ AND THAT

CS FOR _____ DO PASS

"and" recommends it BE REFERRED TO THE _____

COMMITTEE

reports it back WITHOUT RECOMMENDATION

"other"

Members signing the Majority report:

_____	_____	_____
_____	_____	_____
_____	_____	_____
_____	_____	_____

Members NOT concurring in the Majority report:

_____ recommends:

_____ recommends:

_____ recommends:

_____ recommends:

_____ recommends:

_____ Chairman

Introduced: 1/24/75
Referred: Resources and
Finance

BY MILLER, DUNCAN, ELIASON,
FREEMAN, GARDINER, HAUGEN,
NAUGHTON, RHODE AND
SPECKING

1 IN THE HOUSE

2 HOUSE BILL NO. 69

3 IN THE LEGISLATURE OF THE STATE OF ALASKA

4 NINTH LEGISLATURE - FIRST SESSION

5 A BILL

6 For an Act entitled: "An Act making a special appropriation to the Depart-
7 ment of Fish and Game for a commercial seaweed resource
8 assessment study; and providing for an effective date."

9 BE IT ENACTED BY THE LEGISLATURE OF THE STATE OF ALASKA:

10 * Section 1. The sum of \$125,000 is appropriated from the general fund to
11 the Department of Fish and Game for the purpose of preparing a commercial
12 seaweed resource assessment study for southeastern Alaska.

13 * Sec. 2. The unexpended and unobligated portion of this appropriation
14 lapses into the general fund June 30, 1977.

15 * Sec. 3. This Act takes effect July 1, 1975.
16
17
18
19
20
21
22
23
24
25
26
27
28
29

Introduced: 1/24/75
Referred: Resources and
Finance

BY MILLER, DUNCAN, ELIASON,
FREEMAN, GARDINER, HAUGEN,
NAUGHTON, RHODE AND SPECKING

1 IN THE HOUSE

2 HOUSE BILL NO. 69

3 IN THE LEGISLATURE OF THE STATE OF ALASKA

4 NINTH LEGISLATURE - FIRST SESSION

5 A BILL

6 For an Act entitled: "An Act making a special appropriation to the Depart-
7 ment of Fish and Game for a commercial seaweed resource
8 assessment study; and providing for an effective date."

9 BE IT ENACTED BY THE LEGISLATURE OF THE STATE OF ALASKA:

10 * Section 1. The sum of \$125,000 is appropriated from the general fund to
11 the Department of Fish and Game for the purpose of preparing a commercial
12 seaweed resource assessment study for southeastern Alaska.

13 * Sec. 2. The unexpended and unobligated portion of this appropriation
14 lapses into the general fund June 30, 1977.

15 * Sec. 3. This Act takes effect July 1, 1975.
16
17
18
19
20
21
22
23
24
25
26
27
28
29

ALASKA STATE LEGISLATURE

NINTH Legislature FIRST Session

HOUSE BILL NO. ...69...

By ..MILLER, ..DUNCAN, ..ELIASON,
FREEMAN, GARDINER, HAUGEN,
NAUGHTON, RHODE AND SPECKING

"An Act making a special appropriation to the Department of Fish and Game for a commercial seaweed resource assessment study; and providing for an effective date."

Fish and Game seaweed study

Introduced in the House ... 1/24/, 19.75

HISTORY IN THE HOUSE

19 75	Read first time and referred to Committee on Resources and Finance																						
Jan 24	Reported back with recommendation that																						
	Read second time and																						
	Read third time and																						
	<table border="0"> <tr> <td>PASS</td> <td>Effective Date</td> </tr> <tr> <td>Yeas</td> <td>Yeas</td> </tr> <tr> <td>Nays</td> <td>Nays</td> </tr> <tr> <td>Absent</td> <td>Absent</td> </tr> <tr> <td>Excused</td> <td>Excused</td> </tr> <tr> <td colspan="2">Reconsideration</td> </tr> <tr> <td>PASS</td> <td>Effective Date</td> </tr> <tr> <td>Yeas</td> <td>Yeas</td> </tr> <tr> <td>Nays</td> <td>Nays</td> </tr> <tr> <td>Absent</td> <td>Absent</td> </tr> <tr> <td>Excused</td> <td>Excused</td> </tr> </table>	PASS	Effective Date	Yeas	Yeas	Nays	Nays	Absent	Absent	Excused	Excused	Reconsideration		PASS	Effective Date	Yeas	Yeas	Nays	Nays	Absent	Absent	Excused	Excused
PASS	Effective Date																						
Yeas	Yeas																						
Nays	Nays																						
Absent	Absent																						
Excused	Excused																						
Reconsideration																							
PASS	Effective Date																						
Yeas	Yeas																						
Nays	Nays																						
Absent	Absent																						
Excused	Excused																						
	Reported correctly engrossed																						
	Signed by Speaker																						
	Sent to Senate																						

CHIEF CLERK OF THE HOUSE

HISTORY IN THE SENATE

19	Read first time and referred to Committee on																						
	Reported back with recommendation that																						
	Read second time and																						
	Read third time and																						
	<table border="0"> <tr> <td>PASS</td> <td>Effective Date</td> </tr> <tr> <td>Yeas</td> <td>Yeas</td> </tr> <tr> <td>Nays</td> <td>Nays</td> </tr> <tr> <td>Absent</td> <td>Absent</td> </tr> <tr> <td>Excused</td> <td>Excused</td> </tr> <tr> <td colspan="2">Reconsideration</td> </tr> <tr> <td>PASS</td> <td>Effective Date</td> </tr> <tr> <td>Yeas</td> <td>Yeas</td> </tr> <tr> <td>Nays</td> <td>Nays</td> </tr> <tr> <td>Absent</td> <td>Absent</td> </tr> <tr> <td>Excused</td> <td>Excused</td> </tr> </table>	PASS	Effective Date	Yeas	Yeas	Nays	Nays	Absent	Absent	Excused	Excused	Reconsideration		PASS	Effective Date	Yeas	Yeas	Nays	Nays	Absent	Absent	Excused	Excused
PASS	Effective Date																						
Yeas	Yeas																						
Nays	Nays																						
Absent	Absent																						
Excused	Excused																						
Reconsideration																							
PASS	Effective Date																						
Yeas	Yeas																						
Nays	Nays																						
Absent	Absent																						
Excused	Excused																						
	Reported correctly engrossed																						
	Signed by President																						
	Returned to House																						

SECRETARY OF THE SENATE

HISTORY IN THE HOUSE

19	Received from Senate
	Reported correctly enrolled
	Sent to Governor
 By Governor
	Filed with Lt. Governor
	Chapter No.



RECORDS CERTIFICATION

I, the undersigned, an employee of the State of Alaska, do hereby certify that the microfilm images on this microform are accurate reproductions of the original records of the State of Alaska as accumulated during the regular course of business, and that it is the established policy and practice of this State to microfilm its records and to dispose of the original records after microfilm reproductions have been made.

James J. Smith
Signature of Camera Operator

11/31/90
Date

COMMITTEE REPORT

SENATE

5/16/75

Mr. President:

Date May 18, 1975

The Committee on FINANCE has had CSSSHB 70
budget

under consideration. A Majority of the members of the Committee

- () recommends it DO PASS
- () recommends it DO NOT PASS
- () recommends it DO PASS WITH ATTACHED AMENDMENT(S)
- (X) recommends it BE REPLACED WITH ^{SENATE FINANCE} CS FOR CSSSHB 70 AND THAT

SENATE FINANCE CS FOR CSSSHB 70 DO PASS

() "and" recommends it BE REFERRED TO THE _____
COMMITTEE

() reports it back WITHOUT RECOMMENDATION

() "other"

Members signing the Majority report:

_____	<u>Gene Chance</u>	_____
_____	_____	_____
<u>Ed Stoe</u>	<u>Bob Williams</u>	_____
<u>Edman</u>	_____	_____

Members NOT concurring in the Majority report:

_____ recommends:

_____ recommends:

_____ recommends:

_____ recommends:

_____ recommends:

_____ Chairman

Original sponsor: Rules Committee by
request of the Governor

1 IN THE HOUSE

BY THE FINANCE COMMITTEE

2 SENATE CS FOR CS FOR SPONSOR SUBSTITUTE FOR HOUSE BILL NO. 70

3 IN THE LEGISLATURE OF THE STATE OF ALASKA

4 NINTH LEGISLATURE - FIRST SESSION

5 A BILL

6 For an Act entitled: "An Act appropriating for the operating and capital
7 expenses of state government; and providing for an
8 effective date."

9 BE IT ENACTED BY THE LEGISLATURE OF THE STATE OF ALASKA:

10 * Section 1. The sum of \$519,611,200 is appropriated from the general
11 fund and from the unreserved special accounts in the general fund for the
12 period specified, to be apportioned according to the schedules in secs. 14
13 and 15 of this Act.

	<u>Operating</u>	<u>Capital</u>
14		
15 General Fund	\$490,847,000	\$ 8,573,600
16 Highway Fuel Tax Account	15,771,200	
17 Aviation Fuel Tax Account	3,166,400	
18 Watercraft Fuel Tax Account	<u> </u>	<u>1,253,000</u>
19	\$509,784,600	\$ 9,826,600

20 * Sec. 2. The sum of \$1,332,100 is appropriated from special fund reserve
21 accounts in the general fund for the period specified, to be apportioned
22 according to the schedules in secs. 14 and 15 of this Act.

	<u>Operating</u>	<u>Capital</u>
23		
24 FICA Administration Fund		
25 Reserve Account	\$ 56,700	
26 Special Surplus Property		
27 Revolving Fund Reserve		
28 Account	187,500	
29 Second Injury Fund Reserve		

1	Account	268,600	
2	Sick and Disabled Fishermen's		
3	Fund Reserve Account	271,900	
4	Donated Commodities Handling		
5	Fee Reserve Account	40,700	
6	Merrill Field Subdivision		
7	Reserve Account	<u> </u>	<u>\$ 506,700</u>
8		\$ 825,400	\$ 506,700

9 * Sec. 3. The sum of \$41,479,000 is appropriated from special funds o.
10 the state for the period specified, to be apportioned according to the
11 schedules in secs. 14 and 15 of this Act.

		<u>Operating</u>	<u>Capital</u>
13	Public Employees' Retirement		
14	Fund	\$ 425,000	
15	Teachers' Retirement System		
16	Fund	423,000	
17	Veterans' Revolving Loan Fund	716,900	
18	Agricultural Revolving Loan		
19	Fund	92,700	
20	Fish and Game Fund	2,458,500	
21	International Airport		
22	Revenue Fund	13,766,100	
23	School Fund (cigarette tax)	2,275,000	
24	Highway Working Capital Fund	11,301,800	\$ 7,300,000
25	Federal Revenue Sharing Fund	<u>2,720,000</u>	
26		\$ 34,179,000	<u>\$ 7,300,000</u>

27 * Sec. 4. The sum of \$107,565,000 is appropriated from federal program
28 receipts estimated to be received for general fund, special fund and bond
29 construction fund programs during the period specified, to be apportioned

1 according to the schedules in secs. 14 and 15 of this Act.

2		<u>Operating</u>	<u>Capital</u>
3		\$107,445,000	\$ 120,000

4 * Sec. 5. The sum of \$23,990,600 is appropriated from other program
5 receipts estimated to be received for general fund, special fund and bond
6 construction fund programs during the period specified, to be apportioned
7 according to the schedules in secs. 14 and 15 of this Act.

8		<u>Operating</u>
9		\$ 23,990,600

10 * Sec. 6. The sum of \$20,588,500 is appropriated from interagency re-
11 ceipts estimated to be received for general fund, special fund and bond
12 construction fund programs during the period specified, to be apportioned
13 according to the schedules in secs. 14 and 15 of this Act.

14		<u>Operating</u>	
15		\$ 20,588,500	
16	TOTAL BUDGET	\$714,566,400	\$696,813,100
17			\$17,753,300

18 * Sec. 7. If the amount required under applicable statutes for refunds of
19 shared taxes and revenues to eligible political subdivisions exceeds the
20 estimates appropriated by this Act, the excess is appropriated.

21 * Sec. 8. If the amount required to be paid under subsections 9(b), (c)
22 and (d) of the Alaska Native Claims Settlement Act (P.L. 92-203), or AS 43.-
23 55.015(e), exceeds the estimate appropriated by this Act, the excess is
24 appropriated.

25 * Sec. 9. If watercraft fuel tax receipts fall short of the estimate
26 appropriated from that source by this Act, the amount of the shortfall is
27 appropriated from the general fund for waters and harbors projects.

28 * Sec. 10. If the P.L. 874 federal receipts for state-operated schools
29 fall short of the estimate appropriated from that source by this Act, the
amount of the shortfall is appropriated from the general fund.

1 * Sec. 11. (a) Appropriation items contained in this Act may be revised
2 on approval by the governor to allow for

3 (1) increase of an appropriation item based on additional federal
4 or other program receipts; or

5 (2) establishment of a new, permanent position not authorized in
6 the appropriated operating budget.

7 (b) Revisions approved by the governor under this section may be
8 rescinded by the Legislative Budget and Audit Committee if the rescinding
9 action is taken within 30 days after notice of the governor's approval is
10 given to the legislative fiscal analyst.

11 * Sec. 12. If federal or other program receipts fall short of the esti-
12 mates appropriated by this Act, the governor shall reduce the affected
13 appropriation by the amount of the shortfall in receipts, except as provided
14 in sec. 11 of this Act.

15 * Sec. 13. If federal or other program receipts exceed the estimates
16 appropriated by this Act and are appropriated to the affected program, the
17 appropriation from state funds for the affected program shall be reduced by
18 the amount of the excess provided the reductions are not inconsistent with
19 applicable federal statutes.
20
21
22

23 (TABLES FOLLOW BEGINNING ON PAGE 5)
24
25
26
27
28
29

1 * SEC. 14. UNLESS OTHERWISE NOTED, THE FOLLOWING APPROPRIATION ITEMS ARE FOR OPERATING EXPENDITURES FOR THE FISCAL YEAR
 2 BEGINNING JULY 1, 1975 AND ENDING JUNE 30, 1976.

3 * * * * * EDUCATION * * * * *

4		5 ALLOCATIONS	6 APPROPRIATION 7 ITEMS	8 APPROPRIATION 9 GENERAL FUND	10 FUND SOURCES 11 OTHER FUNDS
12	DEPARTMENT OF ADMINISTRATION				
13	TEACHER RETIREMENT		\$5,062,800	\$5,062,800	
14	DEPARTMENT OF EDUCATION				
15	ADMINISTRATION & SUPPORT		\$1,282,200	\$1,212,000	\$70,200
16	DEPARTMENT OPERATIONS	\$573,000			
17	FIELD SERVICES	\$218,500			
18	FINANCE & ACCOUNTING	\$238,000			
19	INTERNAL SUPPORT	\$252,700			
20	ARTTC		\$429,400		\$429,400
21	CORRESPONDENCE STUDY		\$788,900		\$788,900
22	DEBT RETIREMENT/LOCAL		\$8,500,000	\$8,500,000	
23	DOMICILIARY SERVICES		\$2,252,000	\$2,252,000	
24	BOARDING HOME PROGRAM	\$2,252,000			
25	EDUCATION PROGRAM SUPPORT		\$1,400,900	\$662,600	\$738,300
26	CAREER & VOCATIONAL EDUCATION	\$351,500			
27	FEDERAL PROGRAMS ADMINISTRATION	\$530,600			
28	LEARNER ASSISTANCE	\$518,800			
29	EDUCATIONAL BROADCASTING COMMISSION		\$1,227,500	\$1,227,500	
30	EXECUTIVE ADMINISTRATION		\$852,700	\$553,900	\$298,800
31	BOARDS & COMMISSIONS	\$79,700			
32	OFFICE OF THE COMMISSIONER	\$773,000			
33	FEDERAL PROGRAMS		\$8,200,000		\$8,200,000
34	FOUNDATION PROGRAM/REGULAR		\$112,364,100	\$112,364,100	
35	MANPOWER & ADULT EDUCATION		\$1,015,700	\$772,600	\$243,100

1	ADULT BASIC EDUCATION	\$804,400			
2	ADULT VOCATIONAL EDUCATION	\$43,000			
3	FIRE SERVICE TRAINING	\$167,700			
4	MUSEUMS		\$333,300	\$333,300	
5	JUNEAU MUSEUM	\$333,300			
6	NOME-BELTZ HIGH SCHOOL		\$10,000	\$10,000	
7	OUT OF DISTRICT STUDENTS		\$800,000	\$800,000	
8	POST-SECONDARY EDUCATION COMMISSION		\$86,000	\$86,000	
9	PROFESSIONAL TEACHING PRACTICES COMMISSION		\$62,500	\$12,900	\$49,600
10	PUPIL TRANSPORTATION/PRIVATE		\$100,000	\$100,000	
11	PUPIL TRANSPORTATION/PUBLIC		\$7,859,100	\$7,859,100	
12	SABBATICAL LEAVE		\$40,000	\$40,000	
13	STATE IMPACT		\$3,354,200	\$3,354,200	
14	STATE LIBRARY OPERATIONS		\$1,002,400	\$902,400	\$100,000
15	STUDENT FINANCIAL AID		\$4,689,100	\$4,380,600	\$308,500
16	ADMINISTRATION	\$189,100			
17	SCHOLARSHIP LOANS	\$4,100,000			
18	TUITION GRANTS	\$400,000			
19	SUPPLEMENTARY PROGRAMS		\$400,000	\$400,000	
20	TOBACCO TAX DISTRIBUTION		\$1,800,000		\$1,800,000
21	WICHE		\$511,400	\$511,400	
22	STUDENT AID	\$511,400			
23	DEPARTMENT OF HEALTH & SOCIAL SERVICES				
24	AMU NURSING PROGRAM		\$237,400	\$237,400	
25	SPECIAL EDUCATION GRANTS		\$57,100	\$57,100	
26	OFFICE OF THE GOVERNOR				
27	ALASKA HISTORICAL COMMISSION		\$112,600	\$102,600	\$10,000
28	ALASKA STATE ARTS COUNCIL		\$788,700	\$243,700	\$545,000
29	BICENTENNIAL COMMISSION		\$425,000	\$150,000	\$275,000

1	STATE BOND COMMITTEE				
2	DEBT SERVICE		\$13,570,400	\$13,095,400	\$475,000
3	GENERAL EDUCATION	\$5,529,700			
4	LIBRARIES	\$325,500			
5	UNIVERSITY OF ALASKA	\$7,715,200			
6	STATE OPERATED SCHOOLS				
7	CENTRAL OFFICE		\$788,300	\$788,300	
8	INSTRUCTIONAL MEDIA	\$596,100			
9	INSTRUCTIONAL SERVICES	\$192,200			
10	ON-BASE SCHOOLS		\$16,582,100	\$6,791,500	\$9,790,600
11	ADMINISTRATIVE SERVICES	\$2,110,500			
12	BOARD OF DIRECTORS	\$66,400			
13	BUILDING MAINTENANCE	\$479,900			
14	BUILDING OPERATIONS	\$1,504,900			
15	EXCEPTIONAL CHILDREN	\$716,800			
16	FOOD SERVICE	\$778,600			
17	INSTRUCTION K-12	\$8,238,600			
18	OFFICE OF SUPERINTENDENT	\$171,500			
19	PLANNING & EVALUATION	\$312,000			
20	PUPIL TRANSPORTATION	\$503,800			
21	REGIONAL ADMINISTRATION & SUPPORT	\$297,000			
22	TUITION	\$1,402,100			
23	RURAL SCHOOLS		\$34,692,700	\$10,760,100	\$23,932,600
24	BILINGUAL EDUCATION	\$1,309,200			
25	BUILDING MAINTENANCE	\$2,003,500			
26	BUILDING OPERATIONS	\$7,144,000			
27	EXCEPTIONAL CHILDREN	\$1,567,400			
28	FOOD SERVICES	\$2,766,200			
29	INSTRUCTION K-12	\$14,416,200			

1	PUPIL TRANSPORTATION	1653,200			
2	REGIONAL ADMINISTRATION & SUPPORT	960,000			
3	SUPPLEMENTAL PROGRAMS	2,550,000			
4	TUITION	1,324,000			
5	UNIVERSITY OF ALASKA				
6	ANCHORAGE CAMPUS		\$9,100,000	\$7,180,000	\$1,920,000
7	ANCHORAGE COMMUNITY COLLEGE	\$4,915,000			
8	ANCHORAGE SENIOR COLLEGE	\$1,850,000			
9	CONSORTIUM LIBRARY	\$580,000			
10	PHYSICAL PLANT	\$1,260,000			
11	STUDENT SERVICES	\$495,000			
12	FAIRBANKS CAMPUS		\$15,500,000	\$12,028,000	\$3,472,000
13	DEBT SERVICE	\$780,000			
14	INSTRUCTION & DEPARTMENTAL RESEARCH	\$5,660,000			
15	LIBRARY	\$1,235,000			
16	MUSEUM	270,000			
17	PHYSICAL PLANT MAINTENANCE	\$3,385,000			
18	PHYSICAL PLANT UTILITIES	\$1,770,000			
19	PUBLIC SERVICE	\$830,000			
20	SAFETY & SECURITY	\$410,000			
21	STUDENT SERVICES	\$700,000			
22	TANANA VALLEY COMMUNITY COLLEGE	\$460,000			
23	JUNEAU CAMPUS		\$1,200,000	\$897,600	\$302,400
24	JUNEAU/DOUGLAS COMMUNITY COLLEGE	\$605,000			
25	LIBRARY	\$105,000			
26	PHYSICAL PLANT	\$120,000			
27	SOUTHEAST SENIOR COLLEGE	\$275,000			
28	STUDENT SERVICES	\$95,000			
29	KENAI PENINSULA COMMUNITY COLLEGE		\$525,000	\$460,800	\$64,200

1	ADMINISTRATION	\$100,000			
2	CAREER EDUCATION	\$160,000			
3	INSTRUCTION	\$150,000			
4	LIBRARY	\$42,000			
5	NON-CREDIT INSTRUCTION	\$12,000			
6	PHYSICAL PLANT	\$61,000			
7	KETCHIKAN COMMUNITY COLLEGE		\$350,000	\$253,900	\$96,100
8	DIRECTORS OFFICE	\$60,000			
9	INSTRUCTION	\$90,000			
10	LEARNING CENTER	\$25,000			
11	LIBRARY	\$30,000			
12	PHYSICAL PLANT	\$45,000			
13	VOCATIONAL INSTRUCTION	\$100,000			
14	KODIAK COMMUNITY COLLEGE		\$475,000	\$430,900	\$44,100
15	ADMINISTRATION	\$88,000			
16	CAREER EDUCATION	\$100,000			
17	INSTRUCTION	\$155,000			
18	LIBRARY	\$50,000			
19	PHYSICAL PLANT	\$82,000			
20	KUSKOKWIM COMMUNITY COLLEGE		\$545,000	\$473,900	\$71,100
21	CAREER EDUCATION	\$53,000			
22	DIRECTORS OFFICE	\$112,000			
23	INSTRUCTION	\$310,000			
24	LIBRARY	\$48,000			
25	PHYSICAL PLANT	\$22,000			
26	MAT-SU COMMUNITY COLLEGE		\$335,000	\$308,000	\$27,000
27	ADMINISTRATION	\$85,000			
28	CAREER EDUCATION	\$53,000			
29	INSTRUCTION	\$110,000			

1	LIBRARY	\$40,000			
2	PHYSICAL PLANT	\$47,000			
3	NORTHERN AUXILIARY SERVICES		\$4,041,300		\$4,041,300
4	FAIRBANKS BOOKSTORE	\$711,000			
5	FAIRBANKS GRAPHICS SERVICES	\$312,200			
6	FAIRBANKS HOUSING SYSTEM	\$2,218,800			
7	FAIRBANKS WAREHOUSE SERVICES	\$332,500			
8	FAIRBANKS WOOD CENTER	\$91,000			
9	FAIRBANKS YAK ESTATES	\$372,400			
10	INFIRMARY DISPENSARY	\$3,400			
11	NORTHERN REGIONAL CENTER		\$2,008,100	\$1,664,200	\$343,900
12	REGIONAL ADMINISTRATION	\$1,200,000			
13	REGIONAL PUBLIC SERVICE	\$733,400			
14	REGIONAL STUDENT AID	\$74,700			
15	ORGANIZED RESEARCH		\$6,331,600	\$4,315,200	\$2,016,400
16	AGRICULTURAL SCIENCE INSTITUTE	\$1,063,400			
17	ARCTIC BIOLOGY INSTITUTE	\$594,600			
18	ARCTIC ENVIRONMENT DATA CENTER	\$426,400			
19	CENTER FOR NORTHERN EDUCATION RESEARCH	\$316,300			
20	FOREST SCIENCES LAB	\$74,700			
21	GEOPHYSICAL INSTITUTE	\$1,601,000			
22	MARINE SCIENCE INSTITUTE	\$900,000			
23	MINERAL INDUSTRY RESEARCH LAB	\$108,300			
24	MISCELLANEOUS RESEARCH	\$127,500			
25	SEA GRANT PROGRAM	\$196,300			
26	SOCIAL ECONOMIC & GOVERNMENT RESEARCH	\$375,800			
27	TUNDRA BIOME CENTER	\$70,000			
28	WAMI	\$308,100			
29	WATER RESOURCES INSTITUTE	\$131,500			

1	WILDLIFE RESEARCH UNIT	\$37,700			
2	SITKA COMMUNITY COLLEGE		\$275,000	\$251,700	\$23,300
3	DIPECTORS OFFICE	\$117,500			
4	INSTRUCTION	\$77,500			
5	LIBRARY	\$15,000			
6	PHYSICAL PLANT	\$25,000			
7	VOCATIONAL INSTRUCTION	\$40,000			
8	SOUTHCENTRAL AUXILIARY SERVICES		\$1,209,100		\$1,209,100
9	ANCHORAGE BOOKSTORE	\$807,400			
10	ANCHORAGE FOOD SERVICE	\$383,200			
11	KODIAK BOOKSTORE	\$1,200			
12	KPCC BOOKSTORE	\$7,300			
13	KUSKOKWIM BOOKSTORE	\$5,000			
14	MOCC BOOKSTORE	\$5,000			
15	SOUTHCENTRAL REGIONAL CENTER		\$1,800,000	\$1,482,700	\$317,300
16	ADMINISTRATION	\$1,370,000			
17	PUBLIC SERVICE	\$430,000			
18	SOUTHEAST REGIONAL CENTER		\$375,000	\$370,000	\$5,000
19	REGIONAL ADMINISTRATION	\$310,000			
20	REGIONAL PUBLIC SERVICE	\$65,000			
21	SOUTHEASTERN AUXILIARY SERVICES		\$54,400		\$54,400
22	JUNEAU BOOKSTORE	\$22,000			
23	KETCHIKAN BOOKSTORE	\$4,000			
24	RENTAL PROPERTY	\$25,400			
25	SITKA BOOKSTORE	\$3,000			
26	STATEWIDE ADMINISTRATION		\$2,470,000	\$1,576,400	\$893,600
27	ADMINISTRATIVE SUPPORT	\$1,350,000			
28	INSTITUTIONAL SUPPORT	\$550,000			
29	PLANNING & LAND DEVELOPMENT	\$95,000			

1	REGENTS & ADMINISTRATION	\$475,000			
2	STATEWIDE AUXILIARY SERVICES		\$1,022,200	\$618,700	\$403,500
3	COMPUTER CENTER	\$1,022,200			
4	STATEWIDE PUBLIC SERVICE		\$1,304,200	\$898,400	\$405,800
5	COOPERATIVE EXTENSION	\$1,304,200			
6	CATEGORY FUND SOURCES				
7	GENERAL FUND		\$216,833,900		
8	FEDERAL PROGRAM RECEIPTS		\$14,207,300		
9	PROGRAM RECEIPTS		\$9,719,100		
10	SCHOOL FUND (CIGARETTE TAX)		\$2,275,000		
11	INTERAGENCY RECEIPTS		\$3,602,900		
12	UNIVERSITY OF ALASKA STUDENT FEES		\$3,791,200		
13	UNIVERSITY OF ALASKA OVERHEADS		\$2,863,100		
14	PUBLIC LAW 874 FEDERAL RECEIPTS		\$27,306,900		
15	TOTAL FUNDING -- EDUCATION		\$280,599,400		
16		* * * * *			
17			APPROPRIATION	APPROPRIATION	FUND SOURCES
18		ALLOCATIONS	ITEMS	GENERAL FUND	OTHER FUNDS
19	DEPARTMENT OF ADMINISTRATION				
20	DONATED COMMODITIES		\$53,300	\$12,600	\$40,700
21	LONGEVITY BONUS		\$6,338,100	\$3,618,100	\$2,720,000
22	MINORITY TRAINING		\$164,600	\$164,600	
23	PIONEERS HOMES		\$4,717,200	\$4,717,200	
24	CENTRAL OFFICE	\$95,500			
25	FAIRBANKS HOME	\$1,640,400			
26	KOTZEBUE HOME	\$78,000			
27	PALMER HOME	\$1,303,100			
28	SITKA HOME	\$1,600,200			
29	DEPARTMENT OF COMMERCE				

1	VETERANS SERVICE COUNCIL		\$51,300	\$51,300	
2	DEPARTMENT OF COMMUNITY & REGIONAL AFFAIRS				
3	ECONOMIC OPPORTUNITY		\$366,800	\$82,600	\$284,000
4	NEIGHBORHOOD YOUTH CORPS		\$2,500,000	\$7,000	\$2,493,000
5	SENIOR CITIZENS TAX EXEMPTION		\$950,000	\$950,000	
6	DEPARTMENT OF EDUCATION				
7	MUTA/CETA		\$1,462,500	\$22,200	\$1,440,300
8	ADMINISTRATION	\$205,200			
9	GRANTS	\$507,300			
10	GRANTS (PLI)	\$750,000			
11	SKILL CENTER		\$1,570,000	\$786,700	\$783,300
12	VOCATIONAL REHABILITATION		\$3,407,100	\$724,800	\$2,682,300
13	ADMINISTRATION	\$321,700			
14	COUNSELING & PLACEMENT	\$1,249,700			
15	DISABILITY DETERMINATION	\$370,900			
16	EMPLOYMENT OF THE HANDICAPPED	\$18,200			
17	SERVICES TO CLIENTS	\$1,387,700			
18	SPECIALIZED FACILITIES	\$58,900			
19	YOUTH EMPLOYMENT SERVICE		\$136,500	\$136,500	
20	DEPARTMENT OF HEALTH & SOCIAL SERVICES				
21	ADMINISTRATION (DHSS)		\$1,512,900	\$1,240,200	\$272,700
22	DIRECTOR/REGIONAL OFFICES	\$174,800			
23	FINANCIAL MANAGEMENT	\$629,300			
24	GRAPHIC ARTS/LIBRARY	\$63,100			
25	OFFICE OF THE COMMISSIONER	\$206,700			
26	PERSONNEL	\$230,000			
27	SUPPLY	\$209,000			
28	ADMINISTRATION (F&CS)		\$1,117,100	\$561,200	\$555,900
29	CENTRAL OFFICE	\$387,900			

1	FIELD SERVICES SUPPORT	\$729,200			
2	ALCANTRA		\$680,900	\$269,800	\$411,100
3	DEBT SERVICE	\$132,800			
4	OPERATIONS	\$548,100			
5	ALCOHOLISM		\$2,346,600	\$499,900	\$1,846,700
6	ADMINISTRATION	\$246,600			
7	GRANTS	\$2,100,000			
8	ASSISTANCE PAYMENTS		\$14,772,700	\$8,696,900	\$6,075,800
9	AFDC	\$12,014,500			
10	AID TO THE BLIND	\$64,600			
11	AID TO THE DISABLED	\$1,161,500			
12	GENERAL RELIEF	\$401,000			
13	LONGEVITY BONUS PROJECT	\$17,000			
14	OLD AGE ASSISTANCE	\$1,114,100			
15	DRUG ABUSE		\$822,500	\$613,500	\$209,000
16	ADMINISTRATION	\$225,900			
17	GRANTS	\$596,600			
18	ELIGIBILITY		\$2,025,000	\$1,245,200	\$779,800
19	ELIGIBILITY DETERMINATION	\$2,025,000			
20	OFFICE OF AGING		\$1,362,600	\$87,700	\$1,294,900
21	PROGRAM SERVICES		\$4,665,400	\$3,051,900	\$1,613,500
22	ADOPTIONS	\$34,500			
23	DAY CARE	\$590,000			
24	FOSTER CARE	\$1,499,900			
25	HOMEMAKER SERVICES	\$400,000			
26	INSTITUTIONAL CARE	\$1,811,300			
27	OTHER SERVICES	\$16,300			
28	PROTECTIVE SERVICES	\$313,400			
29	QC/COLLECTION AGENCY		\$511,500	\$267,900	\$243,600

1	SOCIAL SERVICES		\$2,793,500	\$1,048,200	\$1,745,300
2	SOCIAL SERVICES (PLI)	\$24,600			
3	SOCIAL WORK	\$2,768,900			
4	STAFF DEVELOPMENT		\$732,900	\$50,900	\$682,000
5	WIN AFDC		\$1,218,000	\$245,500	\$972,500
6	WIN	\$1,218,000			
7	DEPARTMENT OF LABOR				
8	ALYESKA TRAINING		\$750,000		\$750,000
9	CETA		\$15,631,900	\$1,600,000	\$14,031,900
10	CETA (PLI)	\$3,200,000			
11	GOVERNORS GRANT	\$357,600			
12	TITLE I	\$6,603,900			
13	TITLE II	\$5,470,400			
14	CONTRACTS		\$1,703,500		\$1,703,500
15	HITCHHIKE	\$202,700			
16	WIN	\$1,500,800			
17	EMPLOYMENT SECURITY		\$12,117,200		\$12,117,200
18	ADMINISTRATION (ES)	\$2,200,900			
19	COMPUTER PLACEMENT	\$232,400			
20	EMPLOYMENT SECURITY (PLI)	\$3,413,800			
21	EMPLOYMENT SERVICES	\$2,639,700			
22	FOOD STAMPS	\$171,500			
23	UNEMPLOYMENT INSURANCE	\$3,458,900			
24	FISHERMANS FUND		\$271,900		\$271,900
25	GRANTS		\$1,976,400		\$1,976,400
26	JOB CORPS	\$334,900			
27	LABOR MARKET INFORMATION	\$103,400			
28	SERVICE CONTRACTS (CETA)	\$1,538,100			
29	OFFICE OF THE COMMISSIONER		\$429,900	\$429,900	

1	SECOND INJURY FUND	\$268,600		\$268,600
2	OFFICE OF THE GOVERNOR			
3	BOARD OF CHILD ADVOCACY	\$76,800	\$76,800	
4	PIONEERS HOME ADVISORY BOARD	\$10,700	\$10,700	
5	STATE BOND COMMITTEE			
6	DEBT SERVICE	\$828,600	\$828,600	
7	CATEGORY FUND SOURCES			
8	GENERAL FUND	\$32,098,600		
9	FEDERAL REVENUE SHARING ACCOUNT	\$2,720,000		
10	FEDERAL PROGRAM RECEIPTS	\$40,610,300		
11	PROGRAM RECEIPTS	\$2,037,700		
12	SECOND INJURY FUND RESERVE ACCOUNT	\$268,600		
13	SICK AND DISABLED FISHERMENS FUND RESERVE ACCOUNT	\$271,900		
14	DONATED COMMODITIES HANDLING FEE RESERVE ACCOUNT	\$40,700		
15	INTERAGENCY RECEIPTS	\$8,314,200		
16	FEDERAL TITLE XX CEILING	\$4,002,500		
17	TOTAL FUNDING -- SOCIAL SERVICES	\$90,364,500		

* * * * * HEALTH * * * * *

	ALLOCATIONS	APPROPRIATION ITEMS	APPROPRIATION GENERAL FUND	APPROPRIATION OTHER FUNDS
21	DEPARTMENT OF HEALTH & SOCIAL SERVICES			
22	ALASKA PSYCHIATRIC INSTITUTE	\$4,571,300	\$3,837,400	\$733,900
23	CERTIFICATION & LICENSING	\$228,200	\$34,000	\$194,200
24	CHILD & FAMILY HEALTH	\$1,744,800	\$1,073,000	\$671,800
25	ADMINISTRATION	\$54,500		
26	CHILD STUDY CENTER	\$139,700		
27	COMMUNICATIVE DISORDERS	\$272,300		
28	CRIPPLED CHILDREN	\$868,800		
29	FAMILY PLANNING	\$194,200		

1	MATERNAL & CHILD HEALTH	\$215,300			
2	COMMUNICABLE DISEASE CONTROL		\$932,300	\$670,200	\$262,100
3	EPIDEMIOLOGY	\$104,900			
4	IMMUNIZATION	\$52,100			
5	TUBERCULOSIS CONTROL	\$573,700			
6	VENEREAL DISEASE CONTROL	\$142,000			
7	VENEREAL DISEASE CONTROL (PLI)	\$59,600			
8	COMMUNITY MENTAL HEALTH CENTERS		\$372,800	\$372,800	
9	COMPREHENSIVE HEALTH PLANNING		\$405,700	\$198,200	\$207,500
10	EMERGENCY MEDICAL	\$47,700			
11	FACILITIES DEVELOPMENT	\$112,000			
12	PLANNING	\$246,000			
13	CONTRACT INSTITUTIONS		\$1,012,000	\$1,012,000	
14	ENVIRONMENTAL HEALTH		\$829,400	\$734,300	\$95,100
15	GENERAL SANITATION	\$743,600			
16	SEAFOOD SANITATION	\$85,800			
17	GENERAL RELIEF MEDICAL		\$3,210,400	\$3,210,400	
18	HARBORVIEW MEMORIAL HOSPITAL		\$3,337,900	\$2,356,600	\$981,300
19	HEALTH PROGRAM SUPPORT		\$953,700	\$809,400	\$144,300
20	ADMINISTRATION	\$104,800			
21	GRANTS TO GAAB	\$500,000			
22	HEALTH EDUCATION	\$140,300			
23	HEALTH INFORMATION SYSTEM	\$33,700			
24	HEALTH STUDIES	\$31,500			
25	NUTRITION	\$92,700			
26	REGISTRY OF HUMAN IMPAIRMENTS	\$50,700			
27	LABORATORIES		\$936,900	\$862,100	\$76,800
28	ADMINISTRATION	\$61,800			
29	REGIONAL LABORATORIES	\$778,400			

1	REGIONAL LABORATORIES (PLI)	\$98,700			
2	MEDICAID		\$13,000,000	\$6,500,000	\$6,500,000
3	MEDICAL ASSISTANCE ADMINISTRATION		\$758,200	\$337,400	\$420,800
4	MENTAL HEALTH ADMINISTRATION		\$418,000	\$277,300	\$140,700
5	ADMINISTRATION	\$287,600			
6	DEVELOPMENTAL DISABILITIES	\$130,400			
7	NURSING		\$3,047,100	\$2,342,700	\$704,400
8	ADMINISTRATION	\$476,300			
9	EARLY SCREENING	\$137,700			
10	GENERAL NURSING	\$1,104,800			
11	GENERAL NURSING (PLI)	\$84,400			
12	HOME HEALTH SERVICE	\$24,700			
13	RURAL NURSING	\$1,219,200			
14	PSYCHIATRIC SECURITY UNIT		\$292,000	\$292,000	
15	PUBLIC HEALTH ADMINISTRATION		\$354,600	\$324,700	\$29,900
16	STATE MENTAL HEALTH CENTERS		\$607,500	\$561,000	\$46,500
17	ANCHORAGE	\$227,100			
18	FAIRBANKS	\$205,300			
19	JUNEAU	\$175,100			
20	STATE BOND COMMITTEE				
21	DEBT SERVICE		\$763,500	\$763,500	
22	CATEGORY FUND SOURCES				
23	GENERAL FUND		\$26,569,000		
24	FEDERAL PROGRAM RECEIPTS		\$9,112,500		
25	PROGRAM RECEIPTS		\$143,000		
26	INTERAGENCY RECEIPTS		<u>\$1,953,800</u>		
27	TOTAL FUNDING -- HEALTH		\$37,778,300		
28	* * * * * NATURAL RESOURCE MANAGEMENT * * * * *				
29			APPROPRIATION	APPROPRIATION FUND SOURCES	

	ALLOCATIONS	ITEMS	GENERAL FUND	OTHER FUNDS
1				
2	DEPARTMENT OF ENVIRONMENTAL CONSERVATION			
3	ADMINISTRATION & SUPPORT	\$680,700	\$561,100	\$119,600
4	ADVISORY BOARD	\$13,500		
5	MANAGEMENT SERVICES	\$201,200		
6	OFFICE OF COMMISSIONER	\$187,400		
7	TECHNICAL SERVICES	\$278,600		
8	FIELD OPERATIONS	\$705,600	\$232,700	\$472,900
9	PIPELINE-INDIRECT IMPACT	\$232,700		
10	PIPELINE-MONITORING	\$472,900		
11	PROGRAM COORDINATION	\$210,900	\$144,100	\$66,800
12	REGIONAL OFFICES	\$357,000	\$282,000	\$75,000
13	NORTHERN REGION	\$123,300		
14	SOUTHCENTRAL REGION	\$155,700		
15	SOUTHEAST REGION	\$78,000		
16	TERRESTRIAL PROGRAMS	\$504,000	\$314,200	\$189,800
17	AIR QUALITY	\$149,200		
18	DIRECTOR'S OFFICE	\$75,600		
19	LAND USE	\$279,200		
20	WATER PROGRAMS	\$644,500	\$475,700	\$168,800
21	CONSTRUCTION GRANT ADMINISTRATION	\$33,400		
22	DIRECTOR'S OFFICE	\$10,900		
23	VILLAGE SAFE WATER	\$103,700		
24	WATER POLLUTION CONTROL	\$367,600		
25	WATER SUPPLY	\$72,900		
26	DEPARTMENT OF FISH & GAME			
27	ADMINISTRATION & SUPPORT	\$2,704,400	\$2,347,700	\$356,700
28	ADMINISTRATIVE SERVICES	\$1,504,300		
29	BOARD OF FISH & GAME	\$42,900		

1	ENGINEERING SUPPORT	\$99,200			
2	INFORMATION & EDUCATION	\$119,500			
3	OFFICE OF THE COMMISSIONER	\$156,700			
4	VESSELS	\$781,800			
5	COMMERCIAL FISH		\$5,407,800	\$4,766,800	\$641,000
6	ADMINISTRATION & SUPPORT	\$348,000			
7	FEDERAL AID PROGRAMS	\$1,147,800			
8	MANAGEMENT	\$3,070,200			
9	RESEARCH	\$841,800			
10	FISH HATCHERIES		\$884,000	\$884,000	
11	ADMINISTRATION	\$72,400			
12	CRYSTAL LAKE	\$405,600			
13	FIRELAKE-FT RICHARDSON	\$328,400			
14	KITOI BAY	\$77,600			
15	FRED		\$2,004,000	\$2,004,000	
16	ADMINISTRATION	\$231,000			
17	ANADROMOUS	\$1,773,000			
18	GAME		\$3,612,100		\$3,612,100
19	ADMINISTRATION & SUPPORT	\$248,300			
20	HUNTER SAFETY	\$105,300			
21	INVESTIGATIONS/RESEARCH	\$3,009,400			
22	MANAGEMENT	\$249,100			
23	HABITAT PROTECTION		\$1,625,500	\$561,700	\$1,063,800
24	ACCESS	\$65,500			
25	KACHEMAK BAY STUDY	\$408,000			
26	LAND USE PLANNING	\$149,800			
27	PERMITS	\$104,200			
28	PIPELINE MONITORING	\$848,500			
29	WATER PLANNING	\$49,500			

1	SPORT FISH		\$2,395,700		\$2,395,700
2	ADMINISTRATION & SUPPORT	\$134,800			
3	INVESTIGATIONS/RESEARCH	\$1,492,300			
4	MANAGEMENT	\$729,000			
5	SPORT FISH RESTORATION	\$39,600			
6	DEPARTMENT OF NATURAL RESOURCES				
7	ADMINISTRATION/LAND & WATER		\$596,200	\$579,300	\$16,900
8	CADASTRAL ENGINEERING		\$605,000	\$605,000	
9	CONSERVATION ACTION CORPS		\$300,000	\$60,000	\$240,000
10	FIRE PROTECTION & SUPPRESSION-BLM		\$420,000	\$277,800	\$142,200
11	FIRE PROTECTION & SUPPRESSION-STATE		\$422,400	\$264,600	\$157,800
12	FOREST MANAGEMENT/OTHER		\$218,000	\$195,000	\$23,000
13	ADMINISTRATION	\$64,100			
14	MANAGEMENT & TIMBER SALES	\$126,400			
15	RESEARCH ASSISTANCE	\$27,500			
16	GEOPHYSICAL PROGRAM		\$237,100	\$237,100	
17	HARD MINERALS		\$967,500	\$967,500	
18	ADMINISTRATION	\$298,500			
19	GEOLOGICAL INVESTIGATION	\$480,100			
20	MINERAL ANALYSIS & RESEARCH	\$151,000			
21	REGULATION	\$37,900			
22	LAND MANAGEMENT		\$1,002,000	\$1,002,000	
23	CENTRAL OFFICE	\$317,100			
24	MINERAL LEASING	\$184,000			
25	NORTHCENTRAL DISTRICT	\$164,500			
26	SOUTHCENTRAL DISTRICT	\$150,300			
27	SOUTHEAST DISTRICT	\$186,100			
28	LAND USE PLANNING		\$763,900	\$763,900	
29	PLANNING UNIT	\$74,800			

1	STATE-FEDERAL COMMISSION	\$689,100			
2	OFFICE OF THE COMMISSIONER		\$388,200	\$383,800	\$4,400
3	OIL & GAS		\$731,000	\$731,000	
4	ADMINISTRATION	\$140,100			
5	REGULATION	\$487,900			
6	REGULATION (PLI)	\$103,000			
7	PARK MANAGEMENT		\$309,500	\$273,300	\$36,200
8	ADMINISTRATION & SUPPORT	\$225,000			
9	OPERATIONS ADMINISTRATION	\$55,300			
10	PARK DEVELOPMENT	\$29,200			
11	PARKS & RECREATION-DISTRICTS		\$1,065,600	\$896,700	\$168,900
12	CHUGACH	\$252,200			
13	COPPER BASIN	\$62,200			
14	INTERIOR	\$235,500			
15	KENAI-KODIAK	\$140,400			
16	MAT-SU	\$246,300			
17	SOUTHEAST	\$129,000			
18	ROYALTY OIL & GAS BOARD		\$83,800	\$83,800	
19	STATEWIDE PROGRAMS		\$138,800	\$63,900	\$74,900
20	ARCHAEOLOGY	\$26,300			
21	HISTORIC PRESERVATION	\$61,300			
22	STATE-FEDERAL COORDINATION	\$51,200			
23	WATER MANAGEMENT		\$186,400	\$151,800	\$34,600
24	DEPARTMENT OF PUBLIC SAFETY				
25	PROTECTION		\$4,198,200	\$4,000,400	\$197,800
26	AIRCRAFT	\$336,200			
27	DIRECTOR'S OFFICE	\$486,600			
28	ENFORCEMENT	\$2,920,200			
29	ENFORCEMENT (PLI)	\$114,700			

1	VESSELS SECTION	\$340,500		
2	DEPARTMENT OF REVENUE			
3	FISH & GAME LICENSING		\$212,400	\$212,400
4	OFFICE OF THE GOVERNOR			
5	ATHLETIC COMMISSION		\$20,000	\$20,000
6	FISHERIES COMMISSIONS		\$949,200	\$949,200
7	INTERNATIONAL FISHERIES	\$69,600		
8	INTERNATIONAL NORTH PACIFIC	\$11,800		
9	LAW OF THE SEA	\$21,100		
10	LIMITED ENTRY	\$805,300		
11	PACIFIC MARINE FISHERIES	\$21,400		
12	STATE PIPELINE SURVEILLANCE		\$2,045,700	\$2,045,700
13	STATE BOND COMMITTEE			
14	DEBT SERVICE		\$3,774,700	\$3,774,700
15	FIRE PROTECTION	\$189,000		
16	FISH & GAME FACILITIES	\$875,600		
17	PARKS & RECREATION	\$298,100		
18	WATER & SEWER	\$2,412,000		
19	CATEGORY FUND SOURCES			
20	GENERAL FUND		\$29,067,200	
21	FEDERAL PROGRAM RECEIPTS		\$6,000,100	
22	PROGRAM RECEIPTS		\$3,392,100	
23	FISH AND GAME FUND		\$2,458,500	
24	INTERAGENCY RECEIPTS		<u>\$453,900</u>	
25	TOTAL FUNDING -- NATURAL RESOURCE MANAGEMENT		\$41,371,800	
26	* * * * = PUBLIC PROTECTION * * * * *			
27			APPROPRIATION	APPROPRIATION FUND SOURCES
28		ALLOCATIONS	ITEMS	GENERAL FUND OTHER FUNDS
29	DEPARTMENT OF COMMERCE			

1	ADMINISTRATION		\$310,200	\$310,200	
2	BANKING, SECURITIES, ET AL		\$457,000	\$457,000	
3	ADMINISTRATION	\$103,900			
4	BANKING AND SMALL LOANS	\$150,400			
5	CORPORATIONS	\$94,200			
6	SECURITIES AND LAND SALES	\$108,500			
7	INSURANCE		\$333,300	\$333,300	
8	INSURANCE COMPANIES	\$135,300			
9	INVESTIGATION	\$46,100			
10	LICENSING	\$36,500			
11	RATES AND POLICY FORMS	\$115,400			
12	OCCUPATIONAL LICENSING BOARDS		\$487,200	\$487,200	
13	PIPELINE COMMISSION		\$295,000	\$295,000	
14	PUBLIC UTILITIES COMMISSION		\$759,600	\$747,100	\$12,500
15	TRANSPORTATION COMMISSION		\$790,000	\$790,000	
16	TRANSPORTATION COMMISSION (PLI)		\$50,000	\$50,000	
17	WEIGHTS AND MEASURES		\$722,000	\$722,000	
18	WEIGHTS AND MEASURES (PLI)		\$100,000	\$50,000	\$50,000
19	DEPARTMENT OF LABOR				
20	OSHA		\$2,130,800	\$1,065,400	\$1,065,400
21	ADMINISTRATION	\$345,000			
22	HEALTH INSPECTION	\$164,100			
23	PLANNING AND STANDARDS	\$141,200			
24	RESEARCH	\$112,300			
25	SAFETY INSPECTION	\$1,078,900			
26	TRAINING AND CONSULTATION	\$289,300			
27	STATE INSPECTION		\$349,100	\$349,100	
28	DEPARTMENT OF LAW				
29	CONSUMER PROTECTION		\$189,500	\$189,500	

1	CONSUMER PROTECTION (PLI)		\$14,000	\$14,600	
2	DEPARTMENT OF MILITARY AFFAIRS				
3	ALASKA DISASTER OFFICE		\$717,400	\$240,500	\$476,900
4	CITY PARTICIPATION	\$95,000			
5	DISASTER RELIEF ACT	\$91,800			
6	FIELD SERVICES	\$102,300			
7	FISCAL ADMINISTRATION	\$28,400			
8	FLOOD CONTROL	\$38,000			
9	GENERAL ADMINISTRATION	\$185,000			
10	PLANNING	\$36,100			
11	RADIOLOGICAL PROGRAM	\$32,100			
12	RESOURCES	\$25,600			
13	TRAINING	\$57,600			
14	WARNING PROGRAM	\$25,500			
15	ALASKA NATIONAL GUARD		\$2,709,900	\$1,409,100	\$1,300,800
16	AIR TRAINING SUPPORT	\$568,700			
17	ARMY & AIR ADMINISTRATION	\$138,300			
18	ARMY TRAINING SUPPORT	\$261,800			
19	EXECUTIVE ADMINISTRATION	\$323,400			
20	FACILITIES & FISCAL	\$104,100			
21	FEDERAL ARMORIES	\$550,900			
22	HITCHHIKE	\$141,800			
23	OPERATIONS & TRAINING	\$76,100			
24	ORGANIZED MILITIA BENEFITS	\$166,600			
25	RECRUITMENT & RETENTION	\$50,400			
26	STATE ARMORIES	\$307,800			
27	CIVIL AIR PATROL		\$168,200	\$168,200	
28	DEPARTMENT OF NATURAL RESOURCES				
29	AGRICULTURAL INSPECTION		\$515,800	\$321,600	\$194,200

1	MUNICIPAL COURTS	\$340,700			
2	SUPREME COURT	\$1,042,400			
3	JUDICIAL COUNCIL		\$97,400	\$97,400	
4	DEPARTMENT OF HEALTH & SOCIAL SERVICES				
5	ADMINISTRATION/CORRECTIONS		\$464,400	\$464,400	
6	ADULT CONFINEMENT		\$6,398,400	\$6,398,400	
7	ADULT CAMP-PALMER	\$604,700			
8	ANCHORAGE CITY JAIL	\$844,700			
9	ANCHORAGE STATE JAIL	\$437,000			
10	KETCHIKAN STATE JAIL	\$410,700			
11	LOCAL FACILITIES	\$554,900			
12	NRCI-FAIRBANKS	\$1,106,100			
13	OUT-OF-STATE INSTITUTIONS	\$304,000			
14	SCRI-EAGLE RIVER	\$1,123,800			
15	SERCI-JUNEAU	\$1,012,500			
16	ADULT REHABILITATION		\$1,608,700	\$1,608,700	
17	ADULT CAMP-PALMER	\$221,500			
18	ANCHORAGE CITY JAIL	\$161,900			
19	ANCHORAGE STATE JAIL	\$128,900			
20	KETCHIKAN STATE JAIL	\$89,800			
21	NRCI-FAIRBANKS	\$253,100			
22	SCRI-EAGLE RIVER	\$519,500			
23	SERCI-JUNEAU	\$234,000			
24	JUVENILE CONFINEMENT		\$3,674,100	\$3,522,500	\$151,600
25	LOCAL FACILITIES	\$1,278,300			
26	MC. AUGHLIN YOUTH CENTER	\$2,132,400			
27	OUT-OF-STATE CONTRACTED SERVICES	\$263,400			
28	JUVENILE REHABILITATION		\$518,000	\$518,000	
29	MCLAUGHLIN YOUTH CENTER	\$518,000			

1	PAROLE BOARD		\$91,300	\$91,300	
2	PROBATION & PAROLE		\$1,788,000	\$1,788,000	
3	1ST JUDICIAL DISTRICT	\$407,200			
4	2ND JUDICIAL DISTRICT	\$121,400			
5	3RD JUDICIAL DISTRICT	\$884,900			
6	4TH JUDICIAL DISTRICT	\$374,500			
7	VIOLENT CRIMES COMPENSATION		\$160,300	\$160,300	
8	DEPARTMENT OF LABOR				
9	WAGE & HOUR		\$322,300	\$322,300	
10	WAGE & HOUR (PLI)		\$133,200	\$133,200	
11	WORKMEN'S COMPENSATION		\$534,100	\$534,100	
12	WORKMEN'S COMPENSATION (PLI)		\$69,100	\$69,100	
13	DEPARTMENT OF LAW				
14	PROSECUTION		\$1,795,500	\$1,795,500	
15	1ST JUDICIAL DISTRICT	\$351,300			
16	2ND JUDICIAL DISTRICT	\$101,200			
17	3RD JUDICIAL DISTRICT	\$452,200			
18	4TH JUDICIAL DISTRICT	\$390,800			
19	PROSECUTION (PLI)		\$263,900	\$263,900	
20	DEPARTMENT OF PUBLIC SAFETY				
21	ADMINISTRATIVE SERVICES		\$2,755,000	\$2,517,600	\$237,400
22	CENTRAL COMMUNICATIONS	\$508,100			
23	HOUSING PROGRAM	\$339,700			
24	LABORATORY SERVICES	\$125,400			
25	OFFICE OF THE COMMISSIONER	\$529,300			
26	RECORDS & IDENTIFICATION	\$99,300			
27	RESEARCH & PLANNING	\$436,400			
28	TRAINING	\$716,800			
29	ENFORCEMENT		\$8,868,900	\$6,838,900	\$30,000

1	DETACHMENTS & CIB	\$7,945,700		
2	DIVISION HEADQUARTERS	\$520,000		
3	NARCOTICS UNIT	\$403,200		
4	ENFORCEMENT (PLI)		\$1,020,600	\$1,020,800
5	JUDICIAL SERVICES		\$905,100	\$905,100
6	JUDICIAL SERVICES (PLI)		\$169,200	\$169,200
7	PREVENTION OF CRIME		\$39,900	\$39,900
8	OFFICE OF THE GOVERNOR			
9	CRIMINAL JUSTICE PLANNING		\$2,100,600	\$321,500
10	ACTION GRANTS	\$1,586,300		\$1,779,100
11	PLANNING	\$438,900		
12	POLICE STANDARDS COUNCIL	\$75,400		
13	HUMAN RIGHTS COMMISSION		\$326,500	\$326,500
14	PUBLIC DEFENDER		\$1,149,000	\$1,149,000
15	ADMINISTRATION	\$93,900		
16	1ST JUDICIAL DISTRICT	\$136,800		
17	2ND JUDICIAL DISTRICT	\$65,100		
18	3RD JUDICIAL DISTRICT	\$615,900		
19	4TH JUDICIAL DISTRICT	\$237,300		
20	STATE BOND COMMITTEE			
21	DEBT SERVICE		\$961,200	\$961,200
22	CATEGORY FUND SOURCES			
23	GENERAL FUND		\$47,854,800	
24	FEDERAL PROGRAM RECEIPTS		\$1,779,100	
25	PROGRAM RECEIPTS		\$213,100	
26	INTERAGENCY RECEIPTS		-----\$307,100	
27	TOTAL FUNDING -- ADMINISTRATION OF JUSTICE		\$50,154,100	
28		* * * * * DEVELOPMENT * * * * *		
29			APPROPRIATION	APPROPRIATION FUND SOURCES

	ALLOCATIONS	ITEMS	GENERAL FUND	OTHER FUNDS
1				
2	DEPARTMENT OF ADMINISTRATION			
3	SURPLUS PROPERTY	\$187,500		\$187,500
4	DEPARTMENT OF COMMERCE AND ECONOMIC DEVELOPMENT			
5	DEVELOPMENTAL LOANS	\$217,900	\$217,900	
6	ECONOMIC ENTERPRISE	\$603,900	\$803,900	
7	ADMINISTRATIVE SUPPORT	\$185,800		
8	GENERAL OPERATIONS	\$618,100		
9	VETERANS' LOAN FUND	\$716,900		\$716,900
10	DEPARTMENT OF COMMUNITY AND REGIONAL AFFAIRS			
11	ADMINISTRATION	\$300,000	\$300,000	
12	ADMINISTRATION	\$152,400		
13	OFFICE OF THE COMMISSIONER	\$147,600		
14	AGRICULTURAL LANDS PROPERTY TAX EXEMPTION	\$196,000	\$196,000	
15	LOCAL BOUNDARY COMMISSION	\$82,700	\$82,700	
16	LOCAL FINANCIAL ASSISTANCE	\$58,000	\$58,000	
17	LOCAL GOVERNMENT ASSISTANCE	\$339,400	\$319,400	\$20,000
18	LOCAL PLANNING ASSISTANCE	\$512,800	\$222,800	\$290,000
19	NATIONAL FOREST RECEIPTS	\$399,100	\$399,100	
20	REVENUE SHARING	\$14,086,900	\$14,086,900	
21	RURAL AFFAIRS COMMISSION	\$19,000	\$19,000	
22	RURAL DEVELOPMENT ASSISTANCE ADMINISTRATION	\$150,700	\$150,700	
23	RURAL DEVELOPMENT GRANTS	\$700,000	\$700,000	
24	DEPARTMENT OF FISH AND GAME			
25	KING CRAB QUALITY BOARD	\$202,800		\$202,800
26	DEPARTMENT OF NATURAL RESOURCES			
27	AGRICULTURAL DEVELOPMENT	\$522,000	\$429,300	\$92,700
28	ADMINISTRATION & SUPPORT	\$94,400		
29	AGRICULTURAL LOANS	\$92,700		

1	PLANT MATERIALS CENTER	\$201,400		
2	SMALL GRAIN INCENTIVE	\$20,000		
3	STATE FAIRS	\$113,500		
4	NATIVE CLAIMS PAYMENTS		\$4,443,300	\$4,443,300
5	DEPARTMENT OF PUBLIC WORKS			
6	REMOTE VILLAGE RADIO		\$141,000	\$141,000
7	DEPARTMENT OF REVENUE			
8	SHARED TAXES		\$7,325,100	\$7,167,700
9	AMUSEMENT AND GAMING TAX	\$40,900		
10	AVIATION FUEL TAX	\$157,400		
11	BUSINESS LICENSE TAX	\$5,378,200		
12	ELECTRIC AND TELEPHONE COOPERATIVE TAX	\$759,000		
13	FISHERIES TAX	\$402,500		
14	LIQUOR LICENSE TAX	\$587,100		
15	OFFICE OF THE GOVERNOR			
16	POLICY DEVELOPMENT AND PLANNING		\$290,000	\$290,000
17	TOKYC OFFICE		\$78,000	\$78,000
18	TOURISM PROMOTION		\$1,172,300	\$1,172,300
19	STATE BOND COMMITTEE			
20	DEBT SERVICE		\$893,800	\$893,800
21	NATURAL DISASTER	\$390,800		
22	PORT FACILITIES	\$70,000		
23	REMOTE HOUSING	\$225,100		
24	WATERS AND HARBORS	\$207,900		
25	CATEGORY FUND SOURCES			
26	GENERAL FUND		\$31,881,800	
27	AVIATION FUEL TAX ACCOUNT		\$157,400	
28	FEDERAL PROGRAM RECEIPTS		\$290,000	
29	PROGRAM RECEIPTS		\$202,800	

1	VETERANS REVOLVING LOAN FUND	\$716,900
2	AGRICULTURAL REVOLVING LOAN FUND	\$92,700
3	SPECIAL SURPLUS PROPERTY REVOLVING FUND RESERVE ACCOUNT	\$187,500
4	INTERAGENCY RECEIPTS	-----\$310,000
5	TOTAL FUNDING -- DEVELOPMENT	\$33,839,100

* * * * * TRANSPORTATION * * * * *

	ALLOCATIONS	APPROPRIATION ITEMS	APPROPRIATION GENERAL FUND	FUND SOURCES OTHER FUNDS
9	DEPARTMENT OF HIGHWAYS			
10	ADMINISTRATION		\$6,425,100	\$266,000
11	CENTRAL DISTRICT	\$1,161,400		
12	HEADQUARTERS & LABORATORY	\$2,808,800		
13	INTERIOR DISTRICT	\$1,177,800		
14	SOUTHCENTRAL DISTRICT	\$689,700		
15	SOUTHEAST DISTRICT	\$615,700		
16	WESTERN DISTRICT	\$237,700		
17	MAINTENANCE	\$28,712,400	\$27,029,000	\$1,683,400
18	CENTRAL DISTRICT	\$10,423,700		
19	CONTINGENCY RESERVES	\$886,000		
20	INTERIOR DISTRICT	\$7,461,600		
21	OVERWEIGHT/OVERSIZE PERMITS	\$221,400		
22	SOUTHCENTRAL DISTRICT	\$4,474,900		
23	SOUTHEAST DISTRICT	\$3,989,400		
24	WESTERN DISTRICT	\$1,255,400		
25	DEPARTMENT OF PUBLIC WORKS			
26	ADMINISTRATION		\$784,500	\$80,000
27	ADMINISTRATION	\$618,200		
28	OFFICE OF THE COMMISSIONER	\$246,300		
29	ANCHORAGE INTERNATIONAL AIRPORT	\$6,688,300		\$6,688,300

1	ADMINISTRATION	\$654,200			
2	BUILDING MAINTENANCE	\$868,400			
3	CUSTODIAL	\$768,300			
4	FIELD MAINTENANCE	\$2,576,000			
5	SECURITY	\$1,821,400			
6	AVIATION ADMINISTRATION		\$941,000	\$318,300	\$622,700
7	ADMINISTRATION	\$689,700			
8	LANDS & LEASING	\$251,300			
9	AVIATION ENGINEERING		\$527,100	\$241,100	\$286,000
10	CHIEF ENGINEER	\$107,800			
11	CONSTRUCTION	\$136,800			
12	DESIGN	\$161,800			
13	PLANNING	\$120,700			
14	FAIRBANKS INTERNATIONAL AIRPORT		\$3,212,700		\$3,212,700
15	ADMINISTRATION	\$319,400			
16	BUILDING MAINTENANCE	\$666,500			
17	CUSTODIAL	\$208,700			
18	FIELD MAINTENANCE	\$730,200			
19	SECURITY	\$1,287,900			
20	FAIRBANKS INTERNATIONAL AIRPORT (PLI)		\$220,000		\$220,000
21	ADMINISTRATION	\$39,400			
22	BUILDING MAINTENANCE	\$25,000			
23	SECURITY	\$155,600			
24	MARINE TRANSPORTATION		\$28,387,300	\$28,335,800	\$51,500
25	ADMINISTRATION	\$1,494,100			
26	ADVERTISING & PROMOTION	\$71,800			
27	REMOTE ROUTES SUBSIDY	\$189,000			
28	SOUTHEAST SHORE FACILITIES	\$1,115,000			
29	SOUTHEAST VESSEL OPERATIONS	\$21,533,500			

1	SOUTHWEST SHORE FACILITIES	\$251,000			
2	SOUTHWEST VESSEL OPERATIONS	\$3,732,900			
3	TRUNK & SECONDARY AIRPORTS		\$6,514,100	\$6,134,800	\$379,300
4	ADMINISTRATION	\$576,800			
5	REGIONAL OPERATIONS	\$5,937,300			
6	TRUNK & SECONDARY AIRPORTS (PLI)		\$349,700	\$349,700	
7	ADMINISTRATION	\$10,900			
8	REGIONAL OPERATIONS	\$338,800			
9	STATE BOND COMMITTEE				
10	DEBT SERVICE		\$18,687,800	\$15,911,400	\$2,776,400
11	AVIATION	\$7,331,000			
12	HIGHWAYS	\$7,223,100			
13	MARINE TRANSPORTATION	\$4,133,700			
14	CATEGORY FUND SOURCES				
15	GENERAL FUND		\$85,529,700		
16	PROGRAM RECEIPTS		\$1,558,200		
17	INTERNATIONAL AIRPORT REVENUE FUND		\$13,766,100		
18	INTERAGENCY RECEIPTS		\$942,000		
19	TOTAL FUNDING -- TRANSPORTATION		\$101,796,000		

* * * * * GENERAL GOVERNMENT * * * * *

		ALLOCATIONS	APPROPRIATION ITEMS	APPROPRIATION FUND SOURCES GENERAL FUND	OTHER FUNDS
23	DEPARTMENT OF ADMINISTRATION				
24	ACCOUNTING		\$809,500	\$809,500	
25	ACCOUNTING SERVICES	\$137,500			
26	ADMINISTRATION	\$151,500			
27	PAYROLL ACCOUNTING	\$342,400			
28	PRE-AUDIT	\$178,100			
29	DATA PROCESSING		\$2,843,600	\$2,461,900	\$381,700

SCS CS SS HB 70

1	ADMINISTRATION	\$355,500			
2	SERVICES TO ADMINISTRATION	\$493,700			
3	SERVICES TO OPERATING AGENCIES	\$1,809,400			
4	TELECOMMUNICATIONS NETWORK	\$185,000			
5	EXECUTIVE ADMINISTRATION		\$2,902,000	\$2,871,800	\$30,200
6	ADMINISTRATIVE SERVICES	\$183,300			
7	BUDGET AND MANAGEMENT	\$475,500			
8	INTERNAL AUDIT	\$263,000			
9	OFFICE OF THE COMMISSIONER	\$1,979,600			
10	GENERAL SERVICES		\$1,855,900	\$1,402,600	\$453,300
11	ARCHIVES & RECORDS	\$466,200			
12	CENTRAL DUPLICATING	\$270,100			
13	CENTRAL MAIL & SWITCHBOARD	\$235,000			
14	LEASING & FACILITIES	\$44,900			
15	PROPERTY CONTROL	\$120,200			
16	PURCHASING	\$606,600			
17	RISK MANAGEMENT	\$112,900			
18	LABOR RELATIONS AGENCY		\$79,800	\$79,800	
19	PERSONNEL		\$1,319,800	\$1,319,800	
20	EMPLOYEE NEGOTIATIONS/RELATIONS	\$250,500			
21	PERSONNEL MANAGEMENT	\$1,069,300			
22	RETIREMENT & BENEFITS		\$692,800	\$73,500	\$619,300
23	DEFERRED COMPENSATION	\$21,100			
24	EMPLOYEE HEALTH INSURANCE	\$44,600			
25	FICA	\$54,300			
26	PUBLIC EMPLOYEES' SYSTEM	\$283,500			
27	TEACHERS' SYSTEM	\$281,500			
28	TERRITORIAL EMPLOYEES	\$7,800			
29	DEPARTMENT OF HEALTH & SOCIAL SERVICES				

1	VITAL STATISTICS		\$193,900	\$193,900	
2	DEPARTMENT OF HIGHWAYS				
3	WORKING CAPITAL FUND		\$11,301,600		\$11,301,800
4	ADMINISTRATION	\$349,700			
5	CENTRAL DISTRICT	\$3,985,900			
6	INTERIOR DISTRICT	\$3,285,100			
7	SOUTHCENTRAL DISTRICT	\$1,936,500			
8	SOUTHEASTERN DISTRICT	\$1,128,900			
9	WESTERN DISTRICT	\$615,700			
10	DEPARTMENT OF LAW				
11	LEGAL SERVICES		\$2,408,500	\$1,571,600	\$836,900
12	LEGAL SERVICES (PLI)		\$102,300	\$66,300	\$36,000
13	DEPARTMENT OF PUBLIC SAFETY				
14	BUILDING SECURITY		\$141,100	\$141,100	
15	DEPARTMENT OF PUBLIC WORKS				
16	BUILDINGS		\$5,871,200	\$3,132,900	\$2,738,300
17	ADMINISTRATION	\$230,700			
18	CONSTRUCTION INSPECTION	\$195,600			
19	MAINTENANCE	\$5,188,400			
20	PLANNING & DESIGN	\$256,500			
21	COMMUNICATIONS		\$924,500	\$924,500	
22	ADMINISTRATION	\$233,200			
23	SUPPORT TO STATE AGENCIES	\$638,500			
24	TELETYPE OPERATIONS	\$52,800			
25	COMMUNICATIONS (PLI)		\$141,300	\$141,300	
26	DEPARTMENT OF REVENUE				
27	ADMINISTRATION & SUPPORT		\$881,600	\$861,800	
28	ADMINISTRATIVE SERVICES	\$726,600			
29	OFFICE OF THE COMMISSIONER	\$153,200			

1	COLLECTIONS		\$2,972,600	\$2,972,600	
2	BORDER INSPECTION STATION	\$255,800			
3	DELINQUENT TAX COLLECTION	\$649,400			
4	EXCISE TAXES	\$325,100			
5	INDIVIDUAL & BUSINESS TAXES	\$1,183,000			
6	PROPERTY TAX	\$559,300			
7	COLLECTIONS (PLI)		\$239,600	\$239,600	
8	INDIVIDUAL & BUSINESS TAXES	\$184,000			
9	PIPELINE COLLECTIONS	\$55,600			
10	TREASURY MANAGEMENT		\$822,500	\$567,300	\$255,200
11	LEGISLATURE				
12	BUDGET & AUDIT COMMITTEE		\$1,206,700	\$1,071,800	\$136,900
13	COMMITTEE EXPENSES	\$50,000			
14	LEGISLATIVE AUDIT	\$850,100			
15	LEGISLATIVE FINANCE	\$308,600			
16	LEGISLATIVE COUNCIL		\$3,794,400	\$3,794,400	
17	COUNCIL	\$3,794,400			
18	OFFICE OF THE GOVERNOR				
19	CONTINGENCY FUND		\$250,000	\$250,000	
20	ELECTION CAMPAIGN COMMISSION		\$219,900	\$219,900	
21	EQUAL EMPLOYMENT OPPORTUNITY		\$120,700	\$120,700	
22	EXECUTIVE MANSION		\$82,000	\$52,000	
23	EXECUTIVE OFFICE		\$1,314,600	\$1,314,600	
24	LIEUTENANT GOVERNOR		\$278,600	\$278,600	
25	PLANNING AND RESEARCH		\$1,206,900	\$728,600	\$478,300
26	REGULAR ELECTIONS		\$390,700	\$390,700	
27	TELECOMMUNICATIONS		\$255,000	\$255,000	
28	CATEGORY FUND SOURCES				
29	GENERAL FUND		\$28,358,100		

1	FEDERAL PROGRAM RECEIPTS	\$476,300
2	PROGRAM RECEIPTS	\$70,300
3	PUBLIC EMPLOYEES RETIREMENT SYSTEM FUND	\$425,000
4	TEACHERS RETIREMENT SYSTEM FUND	\$423,000
5	HIGHWAY WORKING CAPITAL FUND	\$11,301,800
6	FICA ADMINISTRATION FUND RESERVE ACCOUNT	\$56,700
7	INTERAGENCY RECEIPTS	<u>\$4,512,800</u>
8	TOTAL FUNDING -- GENERAL GOVERNMENT	\$45,626,000
9	TOTAL OPERATING BUDGET	\$696,813,100

10 * SEC. 15. THE FOLLOWING APPROPRIATION ITEMS ARE FOR CAPITAL PROJECTS AND ARE EFFECTIVE ON THE DAY AFTER PASSAGE AND
 11 APPROVAL OF THIS ACT OR ON THE DAY IT BECOMES LAW WITHOUT APPROVAL. THE ALLOCATIONS ARE TO BE CONSIDERED LEGISLATIVE
 12 GUIDELINES.

13	ALLOCATIONS	APPROPRIATION ITEMS	APPROPRIATION FUND SOURCES GENERAL FUND	OTHER FUNDS
14	* * * * * EDUCATION * * * * *			
15	DEPARTMENT OF EDUCATION			
16	ACQUISITION OF MUSEUM OBJECTS, JUNEAU	\$25,000	\$25,000	
17	ANCHORAGE FM RADIO STATION	\$40,000	\$40,000	
18	BETHEL RADIO FIRE PROTECTION	\$26,000	\$26,000	
19	COMMUNITY LIBRARY CONSTRUCTION GRANTS	\$110,000		\$110,000
20	DILLINGHAM RADIO PIPE PROTECTION	\$7,000	\$7,000	
21	KOTZEBUE RADIO FIRE PROTECTION	\$7,000	\$7,000	
22	LIBRARY ACQUISITION FUND FOR RAPE ITEMS	\$10,000	\$10,000	
23	NOME-BELTZ ROOF REPLACEMENT	\$238,200	\$238,200	
24	TELEVISION TIME-BASE CORRECTOR, BETHEL	\$15,000	\$15,000	
25	STATE OPERATED SCHOOLS			
26	AUTOMOTIVE EQUIPMENT, MOBILE HOMES	\$70,000	\$70,000	
27	PLAYGROUND FENCING, COPPER CENTER	\$8,000	\$8,000	
28	UNIVERSITY OF ALASKA			

1	KODIAK COMMUNITY COLLEGE PARKING	\$30,000	\$30,000	
2	LIBRARY BOOKS, MATERIALS, ANCHORAGE CAMPUS	\$150,000	\$150,000	
3	LIBRARY BOOKS, MATERIALS, AUKE LAKE	\$25,000	\$25,000	
4	SEWER ASSESSMENTS & CONNECTIONS, AUKE LAKE	\$35,000	\$35,000	
5	VOCATIONAL EDUCATION EQUIPMENT, AUKE LAKE	\$150,000	\$150,000	
6	TOTAL FUNDING -- EDUCATION	\$946,200		
7	* * * * * SOCIAL SERVICES * * * * *			
8	DEPARTMENT OF EDUCATION			
9	SKILL CENTER FENCE & STORAGE SHED	\$60,000	\$60,000	
10	TOTAL FUNDING -- SOCIAL SERVICES	\$60,000		
11	* * * * * HEALTH * * * * *			
12	DEPARTMENT OF HEALTH & SOCIAL SERVICES			
13	HEALTH CENTER AT FT. YUKON	\$200,000	\$200,000	
14	KITCHEN & LAUNDRY EQUIPMENT, HARBORVIEW	\$23,000	\$23,000	
15	TOTAL FUNDING -- HEALTH	\$223,000		
16	* * * * * NATURAL RESOURCE MANAGEMENT * * * * *			
17	DEPARTMENT OF ENVIRONMENTAL CONSERVATION			
18	PELICAN SEWER SYSTEM	\$60,000	\$60,000	
19	DEPARTMENT OF FISH & GAME			
20	FIRE LAKE OUTLET CONTROL	\$30,000	\$30,000	
21	FIRE LAKE WATER PURIFICATION	\$35,000	\$35,000	
22	FRAZIER RIVER FISH LADDER DESIGN	\$25,000	\$25,000	
23	HARRIS HARBOR FLOATS	\$30,000	\$30,000	
24	LAND ACQUISITION, MATANUSKA LAKE	\$20,000	\$10,000	\$10,000
25	SNETTISHAM PRODUCTION FEASIBILITY STUDY	\$20,000	\$20,000	
26	STAND-BY GENERATOR, CRYSTAL LAKE	\$73,600	\$73,600	
27	DEPARTMENT OF NATURAL RESOURCES			
28	MERRILL FIELD SUBDIVISION DEVELOPMENT (MFSKA)	\$506,700		\$506,700
29	SPECIAL ASSESSMENTS TO STATE-OWNED LANDS	\$540,600	\$540,600	

1	DEPARTMENT OF PUBLIC SAFETY		
2	PATROL VESSEL PURCHASE	\$375,000	\$375,000
3	OFFICE OF THE GOVERNOR		
4	VILLAGE SAFE WATER PROJECTS	\$1,000,000	\$1,000,000
5	TOTAL FUNDING -- NATURAL RESOURCE MANAGEMENT	\$2,715,900	
6	* * * * * ADMINISTRATION OF JUSTICE * * * * *		
7	ALASKA COURT SYSTEM		
8	IMPROVEMENTS TO NEW ANCHORAGE COURT BUILDING	\$26,600	\$26,600
9	JUNEAU COURT BUILDING PLAZA	\$130,000	\$130,000
10	STORAGE ADDITION, BETHEL	\$97,000	\$97,000
11	DEPARTMENT OF HEALTH & SOCIAL SERVICES		
12	JAIL AT GALENA	\$3,500	\$3,500
13	JUNEAU STATE JAIL FENCING	\$39,700	\$39,700
14	SMOKE DETECTION SYSTEM, ANCHORAGE	\$25,600	\$25,600
15	TOTAL FUNDING -- ADMINISTRATION OF JUSTICE	\$322,400	
16	* * * * * DEVELOPMENT * * * * *		
17	DEPARTMENT OF PUBLIC WORKS		
18	REMOTE VILLAGE RADIO EQUIPMENT	\$25,000	\$25,000
19	WATERS & HARBORS PROJECTS	\$688,000	\$688,000
20	ADMINISTRATION, PLANNING, & ENGINEERING	\$410,500	
21	BARANOF-ANGON HARBOR FACILITIES	\$75,000	
22	EMERGENCY REPAIRS, STATEWIDE	\$50,000	
23	NOME HARBOR DREDGING	\$2,500	
24	SITKA HARBOR FACILITIES	\$150,000	
25	WATERS & HARBORS PROJECTS (WCFT/GF)	\$565,000	\$565,000
26	OTHER SELECTED PROJECTS	\$565,000	
27	TOTAL FUNDING -- DEVELOPMENT	\$1,278,000	
28	* * * * * TRANSPORTATION * * * * *		
29	DEPARTMENT OF HIGHWAYS		

1	ANCHORAGE SERVICE ROAD		\$50,000	\$50,000
2	MAINTENANCE EQUIPMENT		\$634,000	\$634,000
3	MAINTENANCE STATION, BETHEL		\$350,000	\$350,000
4	OVERHEAD CRANE, VALDIZ		\$10,000	\$10,000
5	POWER TRANSFORMER, ANCHORAGE		\$20,000	\$20,000
6	ROOF REPAIRS		\$40,000	\$40,000
7	SECURITY FENCING		\$100,000	\$100,000
8	DEPARTMENT OF PUBLIC WORKS			
9	BASE RADIO STATION, JUNEAU		\$30,000	\$30,000
10	DINING ROOM CONVERSIONS		\$100,000	\$100,000
11	DISHWASHERS, MATANUSKA & TAKU		\$50,000	\$50,000
12	DOCK FENDER, PILING & SURFACE REPAIRS, HAINES		\$100,000	\$100,000
13	ENGINE ROOM SOUNDPROOFING		\$140,000	\$140,000
14	REPLACE CAR DECKS, MALASPINA, TAKU, & MATANUSKA		\$500,000	\$500,000
15	SALTWATER SYSTEMS		\$100,000	\$100,000
16	TERMINAL IMPROVEMENTS, AUKE BAY		\$200,000	\$200,000
17	TRACTOR PURCHASE, SOUTHEAST		\$24,000	\$24,000
18	TOTAL FUNDING -- TRANSPORTATION		\$2,448,000	
19		* * * * *	GENERAL GOVERNMENT	* * * * *
20	DEPARTMENT OF ADMINISTRATION			
21	DATA PROCESSING FIRE PROTECTION		\$40,000	\$40,000
22	DEPARTMENT OF HIGHWAYS			
23	EQUIPMENT PURCHASES (HWCF)		\$7,300,000	\$7,300,000
24	DEPARTMENT OF PUBLIC WORKS			
25	BUILDINGS PROJECTS		\$693,300	\$693,300
26	BOILER REPAIR/REPLACEMENT	\$20,000		
27	CAPITOL BUILDING REMODELING	\$200,000		
28	COMMUNITY BUILDING RENOVATION, JUNEAU	\$26,000		
29	DIVISION OF BUILDINGS SITE WORK, JUNEAU	\$35,000		

1	FISH & GAME BUILDING, JUNEAU	\$100,000		
2	GOVERNORS MANSION, EXTERIOR PAINTING	\$17,000		
3	GRIFFIN BUILDING RENOVATION, KODIAK	\$20,000		
4	PAINTING STATE FACILITIES	\$60,000		
5	PIONEERS HOME FIRE ALARM, SITKA	\$30,000		
6	RECORDS CENTER SITE WORK, JUNEAU	\$28,000		
7	ROOF REPAIRS, STATEWIDE	\$100,000		
8	STATE OFFICE BUILDING CONTROL REFINEMENT, JUNEAU	\$32,300		
9	STATE OFFICE BUILDING PARTITIONS, JUNEAU	\$25,000		
10	COMMUNICATIONS EQUIPMENT PURCHASES		\$1,726,500	\$1,726,500
11	TOTAL FUNDING -- GENERAL GOVERNMENT		\$9,759,800	
12	CAPITAL BUDGET FUND SOURCES			
13	GENERAL FUND		\$9,826,600	
14	FEDERAL PROGRAM RECEIPTS		\$120,000	
15	HIGHWAY WORKING CAPITAL FUND		\$7,300,000	
16	MERRILL FIELD SUBDIVISION RESERVE ACCOUNT		<u>\$506,700</u>	
17	TOTAL CAPITAL BUDGET		\$17,753,300	


18 * SEC. 16. THIS ACT TAKES EFFECT IMMEDIATELY IN ACCORDANCE WITH AS 01.10.070(L).




RECORDS CERTIFICATION



I, the undersigned, an employee of the State of Alaska, do hereby certify that the microfilm images on this microform are accurate reproductions of the original records of the State of Alaska as accumulated during the regular course of business, and that it is the established policy and practice of this State to microfilm its records and to dispose of the original records after microfilm reproductions have been made.


Signature of Camera Operator


Date

"An Act appropriating for the operating and capital expenses of state government; and providing for an effective date."

2/17/45

COMMITTEE REPORT

HOUSE

Mr. Speaker:

Date 5/14/45

The Committee on Finance has had SB 70

under consideration. A Majority of the members of the Committee

recommends it DO PASS

recommends it DO NOT PASS

recommends it DO PASS WITH ATTACHED AMENDMENT(S)

recommends it BE REPLACED WITH CS FOR SB 70 (F) AND THAT

CS FOR SB 70 (F) DO PASS

"and" recommends it BE REFERRED TO THE _____

COMMITTEE

reports it back WITHOUT RECOMMENDATION

"other"

Members signing the Majority report:

_____	_____	_____
<u>F. D. ...</u>	<u>H. Malone</u>	_____
<u>J. L. ...</u>	<u>...</u>	_____
_____	_____	_____

Members NOT concurring in the Majority report:

... recommends: no rec

_____ recommends:

_____ recommends:

_____ recommends:

_____ recommends:

H. Malone Chairman

Original sponsor: Rules Committee by
request of the Governor

1 IN THE HOUSE

BY THE FINANCE COMMITTEE

2 CS FOR SPONSOR SUBSTITUTE FOR HOUSE BILL NO. 70

3 IN THE LEGISLATURE OF THE STATE OF ALASKA

4 NINTH LEGISLATURE - FIRST SESSION

5 A BILL

6 For an Act entitled: "An Act appropriating for the operating and capital
7 expenses of state government; and providing for an
8 effective date."

9 BE IT ENACTED BY THE LEGISLATURE OF THE STATE OF ALASKA:

10 * Section 1. The sum of \$530,066,300 is appropriated from the general
11 fund and from the following unreserved special accounts in the general fund
12 for the period specified, to be apportioned according to the schedules in
13 secs. 13 and 14 of this Act.

	<u>Operating</u>	<u>Capital</u>
15 General Fund	\$498,431,400	\$11,444,300
16 Highway Fuel Tax Account	15,771,200	
17 Aviation Fuel Tax Account	3,166,400	
18 Watercraft Fuel Tax Account		<u>1,253,000</u>
19	\$517,369,000	\$12,697,300

20 * Sec. 2. The sum of \$1,323,700 is appropriated from the following
21 special fund reserve accounts in the general fund for the period specified,
22 to be apportioned according to the schedules in secs. 13 and 14 of this Act.

	<u>Operating</u>	<u>Capital</u>
24 FICA Administration Fund		
25 Reserve Account	\$ 54,500	
26 Special Surplus Property		
27 Revolving Fund Reserve		
28 Account	187,500	
29 Second Injury Fund Reserve		

1	Account	\$	264,800	
2	Sick and Disabled Fishermen's			
3	Fund Reserve Account		269,500	
4	Donated Commodities Handling			
5	Fee Reserve Account		40,700	
6	Merrill Field Subdivision			
7	Reserve Account			\$ 506,700
8		\$	817,000	\$ 506,700

9 * Sec. 3. The sum of \$48,733,900 is appropriated from the following
10 special funds of the state for the period specified, to be apportioned
11 according to the schedules in secs. 13 and 14 of this Act.

			<u>Operating</u>	<u>Capital</u>
13	Public Employees' Retirement			
14	Fund	\$	420,100	
15	Teachers' Retirement System			
16	Fund		418,200	
17	Veterans' Revolving Loan Fund		754,500	
18	Agricultural Revolving Loan			
19	Fund		92,700	
20	Fish and Game Fund		2,343,300	
21	International Airport			
22	Revenue Fund		13,633,800	
23	School Fund (cigarette tax)		2,275,000	
24	Highway Working Capital Fund		18,776,300	\$ 7,300,000
25	Federal Revenue Sharing Fund		2,720,000	
26		\$	41,433,900	\$ 7,300,000

27 * Sec. 4. The sum of \$102,067,000 is appropriated from federal program
28 receipts estimated to be received for general fund, special fund and bond
29 construction fund programs during the period specified, to be apportioned

1 according to the schedules in secs. 13 and 14 of this Act.

2	<u>Operating</u>	<u>Capital</u>
3	\$101,947,000	\$ 120,000

4 * Sec. 5. The sum of \$23,621,400 is appropriated from other program
5 receipts estimated to be received for general fund, special fund and bond
6 construction fund programs during the period specified, to be apportioned
7 according to the schedules in secs. 13 and 14 of this Act.

8	<u>Operating</u>
9	\$ 23,621,400

10 * Sec. 6. The sum of \$19,579,600 is appropriated from interagency re-
11 ceipts estimated to be received for general fund, special fund and bond
12 construction fund programs during the period specified, to be apportioned
13 according to the schedules in secs. 13 and 14 of this Act.

14	<u>Operating</u>
15	\$ 19,579,600

16	TOTAL BUDGET	\$725,391,900	\$704,767,900	\$20,624,000
----	--------------	---------------	---------------	--------------

17 * Sec. 7. If the amount required under applicable statutes for refunds of
18 shared taxes and revenues to eligible political subdivisions exceeds the
19 estimates appropriated by this Act, the excess is appropriated.

20 * Sec. 8. If the amount required to be paid by law into the Alaska Native
21 Fund as established in P.L. 92-203 exceeds the estimate appropriated by this
22 Act, the excess is appropriated.

23 * Sec. 9. If watercraft fuel tax receipts fall short of the estimate
24 appropriated from that source by this Act, the amount of the shortfall is
25 appropriated from the general fund for waters and harbors projects.

26 * Sec. 10. (a) Appropriation items contained in this Act may be revised
27 on approval by the governor and the Legislative Budget and Audit Committee
28 to allow for

29 (1) increase of an appropriation item based on additional federal

SCHEDULE

- February 4 - Begin delivering budget forms 4 & 7 to Finance Committees.
- February 7 - Health workbooks to Finance Committees. *& COMPUTER TAPE*
- February 8 - Development workbooks to Finance Committees.
- February 11 - Budget Document to printer.
- February 20 - All workbooks to Finance Committees.
- February 17 - Budget Document & Revised Appropriation Bill to Legislature.
- February 20 - Budget Document Supplement to printer.
- February 28 - Budget Document Supplement to Legislature.

COMPUTER TAPE

BY THE RULES COMMITTEE BY
REQUEST OF THE GOVERNOR

HOUSE BILL NO. 70

IN THE LEGISLATURE OF THE STATE OF ALASKA

NINTH LEGISLATURE - FIRST SESSION
A BILL

For an Act entitled: "An Act appropriating for the operating expenses of
state government; and providing for an effective
date."

BE IT ENACTED BY THE LEGISLATURE OF THE STATE OF ALASKA:

* Section 1. The sum of \$557,340,800 is appropriated from the general
fund and from the unreserved special accounts in the general fund for the
period specified, to be apportioned according to the schedules in sec. 15
of this Act.

	<u>Operating</u>
General Fund	\$533,403,200
Highway Fuel Tax Account	15,771,200
Aviation Fuel Tax Account	3,166,400

* Sec. 2. The sum of \$820,000 is appropriated from special fund reserve
accounts in the general fund for the period specified, to be apportioned
according to the schedules in sec. 15 of this Act.

	<u>Operating</u>
FICA Administration Fund	
Reserve Account	\$ 51,300
Special Surplus Property	
Revolving Fund Reserve	
Account	187,500
Second Injury Fund Reserve	
Account	268,600
Sick and Disabled Fishermen's	

1 Fund Reserve Account 271,900

2 Donated Commodities Handling

3 Fee Reserve Account 40,700

4 * Sec. 3. The sum of \$42,278,700 is appropriated from special funds of
5 the state for the period specified, to be apportioned according to the
6 schedules in sec. 15 of this Act.

7 Operating

8 Public Employees' Retirement

9 Fund \$ 429,700

0 Teachers' Retirement System

1 Fund 427,700

2 Veterans' Revolving Loan Fund 760,000

3 Agricultural Revolving Loan

4 Fund 92,700

5 Fish and Game Fund 2,614,100

6 International Airport

7 Revenue Fund 15,882,500

8 School Fund (cigarette tax) 2,275,000

9 Highway Working Capital Fund 19,797,000

20 * Sec. 4. The sum of \$106,543,300 is appropriated from federal program
21 receipts estimated to be received for general fund, special fund and bond
22 construction fund programs during the period specified, to be apportioned
23 according to the schedules in sec. 15 of this Act.

24 Operating

25 \$106,543,300

26 * Sec. 5. The sum of \$23,805,400 is appropriated from other program
27 receipts estimated to be received for general fund, special fund and bond
28 construction fund programs during the period specified, to be apportioned
29 according to the schedules in sec. 15 of this Act.

1 Operating

2 \$23,805,400

3 * Sec. 6. The sum of \$32,525,300 is appropriated from interagency
4 receipts estimated to be received for general fund, special fund and bond
5 construction fund programs during the period specified, to be apportioned
6 according to the schedules in sec. 15 of this Act.

7 Operating

8 \$32,525,300

9 TOTAL BUDGET

\$763,313,500

10 * Sec. 7. (a) Before the actual allocation of appropriations made by
11 this Act, the commissioner of administration shall withhold sums in reserve
12 from the personal services category for state agencies according to the
13 following schedule of vacant position reduction factors:

14 State Agency

15 Governor	7.60%
16 Administration	7.62%
17 Law	5.46%
18 Revenue	3.40%
19 Education	9.05%
20 Health and Social Services	8.29%
21 Labor	10.32%
22 Commerce	4.78%
23 Military Affairs	3.67%
24 Natural Resources	5.78%
25 Fish and Game	5.07%
26 Public Safety	4.40%
27 Public Works	6.40%
28 Highways	5.18%
29 Automotive Equipment	3.75%

1	Economic Development	6.75%
2	Environmental Conservation	9.55%
3	State-Operated School	
4	System	7.12%
5	Community and Regional	
6	Affairs	17.29%

7 (b) The vacant position reduction factors shown in (a) of this section
8 were computed from actual records of the Department of Administration. The
9 commissioner of administration may release funds restricted by (a) of this
10 section to reflect revised vacancy factors and to allow for the payment of
11 salary and benefits costs for appropriated positions.

12 * Sec. 8. If the amount required under applicable statutes for refunds
13 of shared taxes and revenues to eligible political subdivisions exceeds the
14 estimates appropriated by this Act, the excess is appropriated.

15 * Sec. 9. If the amount required to be paid under subsections 9(b), (c)
16 and (d) of the Alaska Native Claims Settlement Act, P.L. 92-203, exceeds
17 the estimate appropriated by this Act, the excess is appropriated.

18 * Sec. 10. If watercraft fuel tax receipts fall short of the estimate
19 appropriated from that source by this Act, the amount of the shortfall is
20 appropriated from the general fund for waters and harbors projects.

21 * Sec. 11. If the P.L. 874 federal receipts for State-Operated Schools
22 fall short of the estimate appropriated from that source by this Act, the
23 amount of the shortfall is appropriated from the general fund.

24 * Sec. 12. (a) Appropriation items contained in this Act may be revised
25 on approval by the governor to allow for

26 (1) increase of an appropriation item based on additional federal
27 or other program receipts; or

28 (2) establishment of a new, permanent position not authorized in
29 the appropriated operating budget.

(b) Revisions approved by the governor under this section may be rescinded by the Legislative Budget and Audit Committee if the rescinding action is taken within 30 days after notice of the governor's approval is given to the Legislative Fiscal Analyst.

* Sec. 13. If federal or other program receipts fall short of the estimates appropriated by this Act, the governor shall reduce the affected appropriation by the amount of the shortfall in receipts, except as provided in sec. 11 of this Act.

* Sec. 14. If federal or other program receipts exceed the estimates appropriated by this Act and are appropriated to the affected program, the appropriation from state funds for the affected program shall be reduced by the amount of the excess provided the reductions are not inconsistent with applicable federal statutes.

* Sec. 15. Unless otherwise noted, the following appropriation items are for operating expenditures for the fiscal year beginning July 1, 1975 and ending June 30, 1976. However, if allowed by the appropriate federal grants or contracts, the federal funding portion of an appropriation item marked with an asterisk may be extended beyond the fiscal year until the expiration of the federal grant or contract. The items in the allocation column are legislative guidelines for agency program notification.

	Allocation	Appropriation Items	Appropriation	
			Fund Sources	
			General Fund	Other Funds
STATE-OPERATED SCHOOLS				
State-Operated Schools				
Rural Schools				
	Tuition	997,300		
	Basic Instruction	17,054,000		

1	Food Service	3,160,300			
2	Building Maintenance	1,953,500			
3	Building Operation	7,525,800			
4	Administration and				
5	Support	1,182,100			
6	Correspondence Study	821,000			
7	Bilingual Education	1,336,400			
8	Pupil Transportation	653,200			
9	Supplemental Programs	2,550,000			
10	Exceptional Children	1,880,700			
11	Adult Education	152,700			
12	Subtotal		39,327,000	15,690,100	23,636,900

13 On-Base Schools

14	Tuition	1,402,100			
15	Basic Instruction	8,441,800			
16	Food Service	764,800			
17	Building Maintenance	502,600			
18	Building Operation	1,534,800			
19	Administration and				
20	Support	397,000			
21	Pupil Transportation	503,800			
22	Exceptional Children	945,200			
23	Supplemental Programs	175,000			
24	Subtotal		14,667,100	4,902,400	9,764,700

25 Central Office

26	Instructional Services	192,200
27	Instructional Media	1,511,700
28	Board of Directors	66,400
29	Superintendent	260,700

1	Administrative			
2	Services	2,314,500		
3	Planning and			
4	Evaluation	421,700		
5	Subtotal		4,773,200	4,773,200
6	Category Fund Sources			
7	General Fund		25,365,700	
8	Federal Program Receipts		30,027,100	
9	Program Receipts		432,200	
10	Interagency Receipts		2,942,300	
11	Total Funding -- State--			
12	Operated Schools		58,767,300	
13				UNIVERSITY OF ALASKA
14	University of Alaska			
15	University System Center			
16	Regents	539,100		
17	Statewide Administration/			
18	Support	1,529,200		
19	General Institutional			
20	Support	591,900		
21	Planning and			
22	Development	95,000		
23	Subtotal		2,755,200	1,861,600
24	Statewide Public Services			
25	Cooperative Extension	1,453,300		
26	Statewide Program			
27	Development	85,600		
28	Subtotal		1,538,900	1,133,100
29	Organized Research			405,800

1	Geophysical Institute	1,876,900			
2	Marine Science				
3	Institute	1,061,800			
4	Water Resource				
5	Institute	133,900			
6	Agricultural Science				
7	Institute	1,147,400			
8	Arctic Biology				
9	Institute	596,400			
10	ISEGR	413,500			
11	CNER	419,100			
12	Sea Grant Program	199,600			
13	Arctic Environment				
14	Data Center	568,900			
15	Tundra Biome Center	80,300			
16	Wildlife Research Unit	39,600			
17	Mineral Industry				
18	Research	132,300			
19	Forest Soils Laboratory	77,900			
20	WAMI	308,700			
21	General Research	127,500			
22	Subtotal		7,183,800	5,167,400	2,016,400
23	Northern Region				
24	Regional Center	2,294,000			
25	Fairbanks Campus	16,797,400			
26	Subtotal		19,091,400	15,430,500	3,660,900
27	Southeast Region				
28	Regional Center	437,900			
29	Juneau Campus	1,456,700			

1	Ketchikan Community				
2	College	444,300			
3	Sitka Community				
4	College	316,200			
5	Subtotal		2,655,100	2,220,900	434,200
6	Southcentral Region				
7	Regional Center	2,330,900			
8	Anchorage Campus	10,240,100			
9	Kenai Peninsula				
10	College	558,700			
11	Mat-Su Community				
12	College	409,400			
13	Kodiak Community				
14	College	511,800			
15	Kuskokwim Community				
16	College	600,300			
17	Subtotal		14,651,200	12,143,100	2,508,100
18	Independent Enterprises				
19	Fairbanks		4,059,100	17,800	4,041,300
20	Independent Enterprises				
21	Southcentral		1,219,700	10,600	1,209,100
22	Independent Enterprises				
23	Southeastern		70,200	15,800	54,400
24	Statewide Auxiliary Services				
25	Computer Center		1,093,600	690,100	403,500
26	Category Fund Sources				
27	General Fund		38,690,900		
28	Federal Program Receipts		470,800		
29	Program Receipts		8,354,100		

1 University of Alaska

2 Student Fees 3,939,800

3 University of Alaska

4 Overheads 2,863,100

5 Total Funding -- University

6 of Alaska 54,318,200

7 EDUCATION

8 Office of the Governor

9 Alaska Historical

10 Commission 205,500 125,500 80,000

11 Bicentennial Commission 608,800 333,800 275,000

12 Alaska State Arts

13 Council 838,200 328,200 510,000

14 Department of Administration

15 Teachers Retirement 5,062,800 5,062,800

16 Department of Education

17 Foundation Program,

18 Regular 94,614,500 94,614,500

19 Pupil Transportation,

20 Public 7,859,100 7,859,100

21 Public Transportation,

22 Private 100,000 100,000

23 Revenue Sharing 3,354,200 3,354,200

24 Debt Retirement/Local 9,121,000 9,121,000

25 Sabbatical Leave 40,000 40,000

26 Federal Programs 8,200,000 8,200,000

27 Out-of-District Students 1,200,000 1,200,000

28 Tobacco Tax Distribution 1,800,000 1,800,000

29 Supplemental Support 200,000 200,000

1	Supplementary Programs	750,000	750,000	
2	Administration			
3	Finance and			
4	Accounting	263,300		
5	Field Services	279,200		
6	Internal Support	260,500		
7	Department Operations	573,000		
8	Subtotal	1,376,000	1,305,800	70,200
9	Education Program Support			
10	Learner Assistance	725,600		
11	Federal Program			
12	Administration	530,600		
13	Career and Vocational			
14	Education	376,700		
15	Subtotal	1,632,900	894,600	738,300
16	Executive Administration			
17	Office of the			
18	Commissioner	891,400		
19	Boards and Commissions	80,000		
20	Subtotal	971,400	672,600	298,800
21	Professional Teaching			
22	Practice	93,800	48,800	45,000
23	Domiciliary Services	2,252,000	2,252,000	
24	Correspondence Study	500,600		500,600
25	Post Secondary Commission	158,000	158,000	
26	WICHE	511,400	511,400	
27	Alaska Rural Teacher			
28	Training	723,800	294,400	429,400
29	Student Financial Aid			

1 Scholarship Loan

2 Program 4,334,200

3 Tuition Grant 950,000

4 Administration 193,100

5 Subtotal 5,477,300 5,168,800 308,500

6 Adult Basic Education 867,300 667,800 199,500

7 Fire Service Training 200,000 200,000

8 Adult Vocational Education 43,600 43,600

9 Educational Broadcasting 1,268,000 1,268,000

10 State Museum 393,600 393,600

11 State Library Operations 2,105,700 1,905,700 200,000

12 Department of Health and

13 Social Services

14 Special Educational Grants 144,100 144,100

15 AMU Nursing Program 237,400 237,400

16 State Bond Committee

17 Debt Service

18 Libraries 325,500

19 General Education 5,529,700

20 University of

21 Alaska 7,715,200

22 Subtotal 13,570,400 13,095,400 475,000

23 Category Fund Sources

24 General Fund 152,307,500

25 Federal Program Receipts 10,896,800

26 Program Receipts 603,500

27 School Fund (cigarette

28 tax) 2,275,000

29 Interagency Receipts 398,600

1	Grants to Local			
2	Programs	2,026,200		
3	Subtotal	2,225,200	425,700	1,840,500
4	Drug Abuse			
5	Office Administration	212,500		
6	Grants to Local			
7	Programs	296,600		
8	Subtotal	809,100	600,100	209,000
9	Quality Control and			
10	Collections	603,800	314,200	289,600
11	Administration (DHS)	1,622,200	1,430,200	262,400
12	Department of Labor			
13	Fishermen's Fund	271,200		271,200
14	Second Injury Fund	268,600		268,600
15	Employment of Handicapped	82,400	82,400	
16	Employment Security			
17	Pipeline	3,716,300		
18	Employment Services	2,639,700		
19	Unemployment			
20	Insurance	3,428,900		
21	ES Food Stamps	171,200		
22	Computer Placement	232,400		
23	Administration and			
24	Support	1,949,200		
25	Subtotal	12,168,700	12,168,700	
26	Alaska Training	750,000		750,000
27	CETA			
28	Regular	2,431,200		
29	Pipeline	2,924,600		

1	1,924,000			Foster Care
2	1,901,400			Institutional Care
3	764,600			Day Care
4	32,300			Adoptions
5	324,700			Protective Services
6	17,300			Other Services
7	2,327,300	3,932,400	1,461,900	Subtotal
8	742,300	306,200	438,800	Alcoholism
9				Social Services
10	3,022,100			Social Services
11				Social Services
12	49,400			Pipeline
13	3,104,200	1,828,100	1,276,400	Subtotal
14	2,602,400	1,602,300	1,003,100	Eligibility Determination
15	1,489,700	737,700	752,000	Administration (P&C)
16	83,400	80,900	721,200	Staff Development
17	1,218,000	542,200	975,200	WIN (WDC)
18				Pioneers' Home
19	1,781,000			Sixth Home
20	1,726,200			Fairbanks Home
21	1,402,100			Palmer Home
22	643,200			Anchorage Home
23	461,000			Kotzebue Home
24	102,300			Central Office
25	6,149,400		6,149,400	Subtotal
26	1,904,700	609,800	1,294,900	Office of Aging
27				Alcoholism
28				Administration and
29	236,700			Consultation

1					Total Funding — Education	166,481,400
2					SOCIAL SERVICES	
3					Office of the Governor	
4					Office of Child Advocacy	151,500
5					Pioneers' Home Advisory Board	10,700
6					Department of Administration	
7					Donated Commodities	57,100
8					Longevity Bonus	7,529,500
9					Pioneers' Homes	5,990,100
10					Minority Training	164,600
11					Department of Education	
12					Vocational Rehabilitation	3,521,100
13					Youth Employment Service	136,500
14					INDIA/CETA	3,339,800
15					Alaska Skill Center	1,645,800
16					Department of Health and Social Services	
17					Assistance Payments	
18					ATDC	14,881,800
19					Old Age Assistance	1,259,500
20					AIF Project	60,000
21					Aid to the Blind	146,800
22					Aid to the Disabled	2,000,000
23					General Relief	434,300
24					Subtotal	18,781,800
25					Program Services	
26					Homemaker Services	400,000
27						
28						
29						