

SB

87

<TARGET><BILL>SB 87</BILL><SUBJECT>SB
87</SUBJECT><COMM>SEDC30</COMM></TARGET>

SENATE COMMITTEE REPORT

First Committee of Referral

DATE: 3/10/17

FURTHER: Finance

DATE TURNED
IN TO OFFICE: 3-29-17

Education Committee considered SENATE BILL NO. 87

SB 87 SCHOOL CONSTRUCTION ENERGY EFFICIENCY STD

"An Act relating to energy efficiency standards and standardized options for building and equipment components for school construction and major maintenance; relating to school construction and major maintenance grants and bond debt reimbursement; establishing a working group to make recommendations relating to energy efficiency and standardized components in schools; and providing for an effective date."

and recommends:


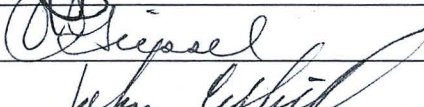
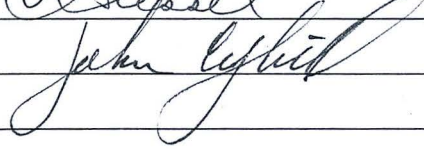

- be replaced with CS SB 87 (EDC) Same Title New Title
- adopt previous CS _____ (_____) Same Title New Title
- attached amendment(s)
- adopt _____ Letter of Intent
- further referral to _____ Committee

Dept Abbr.	
ADM	LWF
CED	LAW
COR	LEG
EED	MVA
DEC	DNR
DFG	DPS
GOV	REV
DHS	DOT
AJS	UA

NEW FISCAL NOTE(S)				
Dept.	Fiscal	Indet.	Zero	FN #
EED	✓			1

PREVIOUS FISCAL NOTE(S)				
Dept.	Fiscal	Indet.	Zero	FN #

APPROPRIATION - no fiscal note

SIGNATURES AND RECOMMENDATIONS:	PRINTED LAST NAME	Do PASS	Do NOT PASS	NO REC	AMEND
	Begich			✓	
	Giessel	✓			
	Boghitt			✓	
CHAIR: 		✓			



Alaska State Legislature

Senator Anna MacKinnon — Senate District G

MEMORANDUM

DATE: March 10, 2017

TO: Senator Shelley Hughes
Chair, Senate Education Committee

FROM: Senator Anna MacKinnon *Anna*

RE: Senate Bill 87 Hearing Request

I am requesting a hearing as soon as your committee schedule will permit for Senate Bill 87 relating to school construction energy efficiency standards.

The purpose of this legislation is to increase energy and operating efficiency in our school buildings. The goal is to make schools more affordable, maintainable, and to extend the life of our public school facilities. This legislation aims to achieve this by improving the quality and energy efficiency of the facilities and decreasing facilities' energy costs and consumption.

This bill will establish a working group tasked with finding energy efficiency standards for all public school facilities. It will look at: using standardized components, finding a maximum cost for construction and major maintenance projects, the possibility of co-location of schools and state and local agencies; all in respect to the different regions of each climate zone.

Thank you for your consideration and attention to this request. Please do not hesitate to contact Brittany Hutchison on my staff with any questions at 465-6412.

ALASKA STATE LEGISLATURE

SENATOR ANNA MACKINNON

Session: January - April
Alaska State Capitol, Room 516
Juneau, Alaska 99801-1182
Phone: (907) 465-3777



Interim: May – December
12641 Old Glenn Hwy., Ste. 201
Eagle River, Alaska 99577
Phone: (907) 694-8944

Sen.Anna.MacKinnon@akleg.gov

Sponsor Statement

SB 87

Alaska continues to face significant fiscal challenges. It is important that the Legislature evaluate business as usual and find efficient and effective changes and updates to our processes and statutes. The State of Alaska has spent on average, over the last ten years, \$196,469,347 on major maintenance (Capital Improvement) for public schools and \$73,581,490 on energy for public schools. These are major cost drivers for schools and school districts in Alaska.

The purpose of this legislation is to increase energy and operating efficiency in our school buildings. The goal is to make schools more affordable, maintainable, and to extend the life of our public school facilities. This legislation aims to achieve this by improving the quality and energy efficiency of the facilities and decreasing facilities' energy costs and consumption.

Senate Bill 87 establishes a working group to develop up-to-date energy efficiency codes/standards and establish options for standardized components appropriate for each climate region in each climate zone.

The working group will establish standardized components for school buildings that improve energy efficiency. They will also establish maximum acceptable costs for construction per square foot for any K-12 facility, adjusted for region and climate zones. This cap on state funding requires designs to prioritize classroom infrastructure and functional design. We must carefully evaluate the facilities we are funding in all areas of the state, while considering the State's investment during this challenging fiscal time.

In so doing, the working group will assess the possibility of co-locating school facilities with other state and local services specifically in rural areas, in an effort to help reduce costs to the State and school districts. This bill will allow for the Department of Education and Early Development, the Alaska Energy Authority, and the Department of Transportation and Public Facilities to consult with each other regarding all publically owned, rented, and leased spaces and evaluate the possibility of co-location in an effort to reduce costs.

Once the working group has concluded their work and provided recommendations, the Department of Education and Early Development will use those recommendations to develop regulations for all public school projects that are funded by the state at 50% or more.

Thank you in advance for your support of this important legislation.

ALASKA STATE LEGISLATURE

SENATOR ANNA MACKINNON

Session: January - April
Alaska State Capitol, Room 516
Juneau, Alaska 99801-1182
Phone: (907) 465-3777



Interim: May – December
12641 Old Glenn Hwy., Ste. 201
Eagle River, Alaska 99577
Phone: (907) 694-8944

Sen.Anna.MacKinnon@akleg.gov

Sectional Analysis SB 87 Version J

Section 1 (pg. 2 Lines 3-11): Amends AS 14.11.011(b) by increasing the information needed in a school district's grant application. The district shall submit:

1. Information demonstrating that the project incorporates standardized options for building and equipment components and is in compliance with the recommendations made under Section 9 of the bill.
2. Documentation of the building commissioning process the district uses for both new construction and major maintenance projects.

Section 2 (pg. 3 Lines 11-12 and 22-25): Amends AS 14.11.013 by

- a. Adding to the duties of the Capital Improvement Project grant schedule, the requirement for DEED to verify that the project follows the recommendations made in Section 9 and
- b. Requiring that a capital improvement project grant request must achieve savings measured by a life-cycle cost analysis through the use of: standardized options, energy efficiency upgrades, and fuel cost reductions

Section 3 (pg. 4 Line 10): Amends AS 14.11.013(d) which allows DEED to reduce a project budget by the cost of those portions of a project design that they determine does not meet the criteria set out by the Section 9 of the bill.

Section 4 (pg. 4 lines 13-17):

- a. When a school district is applying for a grant, DEED shall consult with Alaska Energy Authority to make sure that the projects are in compliance with the criteria from Section 9.
- b. Defines "'life-cycle cost'" as the meaning given in AS 46.11.900
 - "life-cycle cost" means the total cost of owning, operating, and maintaining a building over its useful life, including its energy and fuel costs, determined on a basis of a systematic evaluation and comparison of alternative building systems, except that in the case of leased buildings the life-cycle cost shall be calculated over the effective remaining term of the lease;

Section 5 (pg. 4 Line 29 and pg. 5 Lines 4-5): Amends AS 14.11.014(b) Requiring the Bond Reimbursement and Grant Review Committee to, along with their other duties:

1. Analyze designs acquired by the Department, and
2. Set standards based on the standards adopted under Section 9.

Section 6 (pg. 5 Lines 13-14, 16-17, 30- line 6 on pg. 6): Amends AS 14.11.017(a)

1. Requires that a school district must include criteria developed in Section 9 when they are seeking a grant for school construction.
2. Requires that the school district not exceed the maximum cost standards established by Section 9.
3. Disallows any school districts, contractors, architects, or designers involved with the design and building of a school facility from applying for an architectural or design award, if the grant is an amount equal to or greater than 50% of the project. This does not exclude energy efficiency grants or innovative design grants.

Section 7 (pg. 6 Lines 7-11): Amends AS 14.11.017 to state that if a cost of a project exceeds the maximum cost standards established by Section 9, then the municipality or REAA must pay for the excess cost of the building outside of state funds.

Section 8 (pg. 6 Lines 12-31): Amends AS 14.11.100 by adding three sections to. The commissioner of Education may not approve an application for bond reimbursement, unless the municipality, as a condition of reimbursement:

1. Agrees to construction of an appropriate size school facility that meets criteria developed by the Department and section 9 of this bill. In assessing this criteria, the Commissioner of DEED shall consult with AEA.
2. Provides reasonable assurance that the project costs will not exceed the maximum cost standard established by the Department under Section 9. If a school district does exceed the maximum cost standard, the municipality or REAA will pay for the excess with funds from outside of state government.
3. If a project receives bond reimbursement of 50% or more of the cost of the project, the municipality, architects, engineers and designers are prohibited from submitting for an architectural design award.

Section 9 (pg. 7 line 1 – pg. 8 line 25): Creates a new section in state law: AS 14.11.104. School Facility Design and Maintenance Standards. It requires DEED to:

1. Establish, by regulation, energy efficiency standards that include standardized options for building and equipment components, appropriate to each climate zone in the state for the construction and major maintenance of school facilities. The regulations must include:
 - a. Energy efficiency standards that are consistent and relevant to building, plumbing and electrical codes that will reduce long-term operating costs.
 - b. Provide standardized options for energy efficient building and equipment components from which a school district may choose when designing a school facility or renovating an existing facility.
 - c. Establish best practices for improving energy efficiency for existing and newly constructed school facilities.

- d. Establish the maximum acceptable costs for each square foot for construction or major maintenance of an energy efficient school facility. The department shall:
 - i. Base the maximum costs on designs that prioritize classroom infrastructure and functional design.
 - ii. The maximum acceptable cost must be adjustable for different regions within each climate zone.
2. Create a maintenance manual for schools and maintenance crews that provides information about maintaining and repairing standardized options identified in the energy efficiency standards.
3. Consider establishing a statewide maintenance team to help schools in maintaining and repairing their standardized components. The department may enter into a contract with a regional or local organization, AEA, DOT, or another state agency to create this statewide maintenance team.
4. Requirements for a school district and a maintenance team, if established, to submit reports to the Department of Education and Early Development:
 - a. The date that maintenance was performed and what maintenance was performed
 - b. The condition of school facilities
 - c. Monitoring data: occupancy, electricity usage, fuel usage, temperature, etc.
5. Acquire ownership of the design for any school facility for which a grant or bond reimbursement is approved in an amount of 50% or more of the cost of construction.
6. DEED must assess, in consultation with the Department of Administration and the Department of Transportation, all state lease payments, state owned facilities and the use of school facilities in rural areas to determine whether other state or local services can be located in the same facility in order to reduce state funding needs. Any state or local service that may be co-located with a public school must have all their employees meet background check requirements equivalent to the requirements for teachers.
 - a. Rural is defined
 - b. State or local service is defined with the words or "similar entity"

Section 10 (pg. 8 Line 26 – pg. 11 line 2): Establishes the Public School Energy Efficiency and Standardized Components Working Group. Established in the Department of Education and Early Development for the purpose of recommending energy efficiency standards and standardized options for energy efficient building and equipment components for public school facilities construction and major maintenance projects who receive a grant or reimbursement in an amount equal to 50% or more of the project costs.

- a. The working group consists of nine members appointed by the Commissioner.
- b. The working group shall select a chair and vice-chair. Majority establishes quorum. Decision are made on majority vote.
- c. Develop recommendations appropriate to each climate zone in the state:
 1. Establish energy efficiency standards consistent with relevant building, plumbing, and electrical codes.
 2. Standardized options for energy efficient building and equipment components from which school districts may choose from.

3. Best practices for improving energy efficiency for existing and newly constructed school facilities in order to maximize the energy efficiency of buildings and equipment components.
 4. The maximum cost standard for each square foot of construction of an energy efficient school facility that uses components identified in (2) of this subsection. The maximum cost must be appropriate for designs that prioritize classroom infrastructure and functional design. The costs must be adjusted for different regions within each climate zone.
- d. The standardized component options must:
 1. Result in designs for buildings with a 30 year life for new construction and 20 years for renovations or energy efficiency upgrades
 2. Achieve economic savings, as measured by a life cycle cost analysis through the use of standardized options and fuel cost reductions from energy efficiency upgrades.
 3. Focus the state's investment in education facilities by prioritizing functional design and classroom infrastructure.
 - e. The working group shall complete a report summarizing their recommendations, and submit the report electronically.
 - f. The working group may meet by telephone or videoconference. They will not receive reimbursement, compensation or per diem.
 - g. The working group terminates on the date 18 months after the effective date of this section.

Section 11 (pg. 11 lines 3 – 9): Applicability

Section 12 (pg. 11 Lines 10 – 19):

- a. DEED shall adopt regulations necessary to implement the changes made by this act.
- b. The regulations required under section 9 must implement the recommendations of the public school energy efficiency and standardized components working group established in section 10.
- c. The regulations take effect after 18 months of enactment of this legislation

Section 13 (pg. 11 Lines 20-21): Sections 1-9 and 11 take effect 24 months after the effective date of section 10

Section 14 (pg. 11 Line 22): Section 10 takes effect immediately.

Section 15 (pg. 11 Lines 23-24): Section 12 takes effect 18 months after the effective date of section 10 of this act.

Alaska State Legislature

Senator Shelley Hughes, Chair
Session: Capital Room 125
Juneau, AK 99801
(907) 465-3743



Senator John Coghill
Senator Cathy Giessel
Senator Gary Stevens
Senator Tom Begich

Senate Education Committee

Senate Bill 87 – School Construction Energy Efficiency Std.

Explanation of Changes – Version J to U

1. Page 9, Lines 12-13: Adds a member from the construction industry with expertise in rural areas.
2. Page 9, Line 14: Adds a member from the architecture and design industry.
3. Page 10, Line 19: Changes the recommendation to have designs for buildings with a 30-year life, to designs for buildings with a 50-year life.

Fiscal Note

State of Alaska
2017 Legislative Session

Bill Version: SB 87
Fiscal Note Number: _____
() Publish Date: _____

Identifier: SB087-EED-SFF-3-17-17
Title: SCHOOL CONSTRUCTION ENERGY
EFFICIENCY STD
Sponsor: MACKINNON
Requester: Senate Education Committee

Department: Department of Education and Early Development
Appropriation: Education Support Services
Allocation: School Finance & Facilities
OMB Component Number: 2737

Expenditures/Revenues

Note: Amounts do not include inflation unless otherwise noted below. (Thousands of Dollars)

	FY2018 Appropriation Requested	Included in Governor's FY2018 Request	Out-Year Cost Estimates					
			FY 2018	FY 2019	FY 2020	FY 2021	FY 2022	FY 2023
OPERATING EXPENDITURES								
Personal Services	332.0		332.0	212.6	212.6	212.6	212.6	212.6
Travel	165.0		165.0	165.0	165.0	165.0	165.0	165.0
Services	193.8		43.8	34.2	34.2	34.2	34.2	34.2
Commodities								
Capital Outlay								
Grants & Benefits								
Miscellaneous								
Total Operating	690.8	0.0	540.8	411.8	411.8	411.8	411.8	411.8

Fund Source (Operating Only)

1004 Gen Fund (UGF)	690.8		540.8	411.8	411.8	411.8	411.8	411.8
Total	690.8	0.0	540.8	411.8	411.8	411.8	411.8	411.8

Positions

Full-time	2.0		2.0	2.0	2.0	2.0	2.0	2.0
Part-time								
Temporary	1.0		1.0					

Change in Revenues

None								
Total	0.0	0.0	0.0	0.0	0.0	0.0	0.0	0.0

Estimated SUPPLEMENTAL (FY2017) cost: 0.0 (separate supplemental appropriation required)
(discuss reasons and fund source(s) in analysis section)

Estimated CAPITAL (FY2018) cost: 0.0 (separate capital appropriation required)
(discuss reasons and fund source(s) in analysis section)

ASSOCIATED REGULATIONS

Does the bill direct, or will the bill result in, regulation changes adopted by your agency? Yes
If yes, by what date are the regulations to be adopted, amended or repealed? 06/01/19

Why this fiscal note differs from previous version:

Not applicable, initial version.

Prepared By: Tim Mearig, Facilities Manager Phone: (907)465-6906
Division: School Finance & Facilities Date: 03/17/2017 03:45 PM
Approved By: Dr. Michael Johnson, Commissioner Date: 03/17/17
Agency: Department of Education & Early Development

FISCAL NOTE ANALYSIS

STATE OF ALASKA
2017 LEGISLATIVE SESSION

BILL NO. SB 87

Analysis

This bill would require the development of a series of standards and requirements to impact the allocation of fiscal resources to school capital projects funded through AS 14.11, both grant and debt reimbursement.

Section 5 - Work of the Bond Reimbursement & Grant Review Committee to review acquired designs for the purpose of analyzing prototypical elements - 2-day meeting of the committee and department staff annually (9 x \$0.5 per day average travel and per diem x 2 days = \$9.0 annually).

Section 9 - Establish regionally based maximum cost per square foot amounts for school projects and provide for updates by contract with a qualified cost estimator - \$150.0 initial cost; \$15.0 per year annual cost.

Section 9 - Establish a statewide maintenance support team, which would require two new full-time positions at range 19 step B for biennial maintenance visits to each of the 53 school districts at approximately 26 visits per year, plus travel (average cost of \$6,000 per visit including per diem). Total costs would be salary and benefits of \$212.6, travel of \$156.0, department chargebacks of \$19.2 = \$387.8 annually.

Section 10 - Management of the created Public School Energy Efficiency and Standardized Components Working Group over the intensive 18-month effort, including the development of draft regulations, will require one full-time non-perm position at range 21 step B to serve as the project manager. The associated costs for this position include a salary and benefits of \$119.4 and department chargebacks of \$9.6.

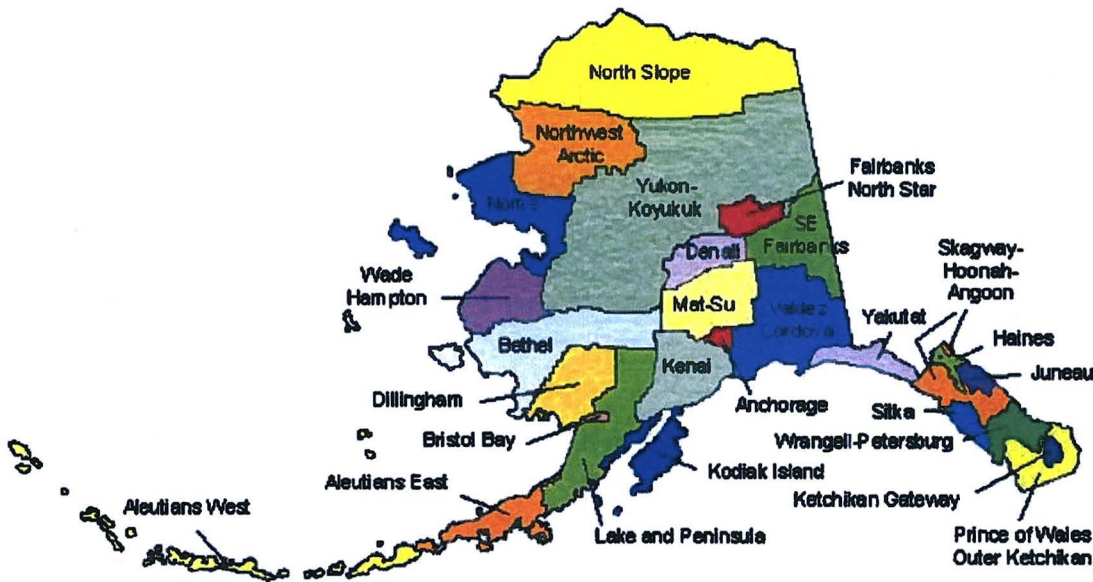


TABLE C301.1

Table A301.1(1) Climate Zones for Alaska by Census Area			
Zone 6	Zone 7	Zone 8	Zone 9
Juneau	Aleutians East	Bethel	North Slope
Ketchikan Gateway	Aleutians West	Denali	
Prince of Wales	Anchorage	Fairbanks North Star	
Sitka	Bristol Bay	Nome	
Skagway-Hoonah-Angoon	Dillingham	Northwest Arctic	
Wrangell-Petersburg	Kenai Peninsula	Southeast Fairbanks	
Yakutat	Kodiak Island	Wade Hampton	
Haines	Lake and Peninsula	Yukon-Koyukuk	
	Matanuska-Susitna		
	Valdez-Cordova		

Table A301.1(2) - Climate Zones for Alaska by HDD ^a			
IECC zones for Alaska	HDD ^a Range (IECC)	Old BEES Climate Regions	HDD ^a Range (Old BEES)
Zone 6	7200 - 9000	Region 1 - Southeast	7000-10,700
Zone 7	9000 -12,600	Region 2 - South Central	8600-13,500
Zone 8	12,600 -16,800	Region 3&4 - Interior & Western	11,300-17,700
Zone 9	16,800 -21,000	Region 5 - Arctic Slope	16,900-20,300

David L. Moore, AIA ALEP
Architect, Education Facility Planner
Architects Alaska, Inc.
900 West 5th Avenue, Suite 403
Anchorage, AK 99501

March 10, 2017

The Honorable Senator Mackinnon
State Capitol, Room 516
Juneau, AK 99801

Dear Senator Mackinnon

I have read your proposed bill relating to energy efficiency standards for educational facilities projects funded by the state of Alaska.

While I generally support measures that encourage this goal, there is a provision included that has nothing to do with energy efficiency and I believe would be huge mistake. The specific provision to which I am referring is amending Section 6 AS 14.1.1.017(a), by adding paragraph 6, which reads:

"For a construction or major maintenance project that receives a grant in an amount equal to 50 percent or more of the cost of the project, agree that the municipality or regional educational attendance area and any contractors, architects, or designers involved in designing and building the facility will not apply for an architectural or design award for the facility; in this paragraph, "architectural or design award" does not include an award for energy efficient or innovative design. "

This paragraph makes no sense – especially with regard to energy efficiency, the stated goal of the bill. I believe this provision was borne of an erroneous assumption that not only are architectural design awards superficial and serve no useful purpose, that they are actually bad for society and in some way negatively affect educational goals. I defy anyone to provide any proof whatsoever that this is true. I hope that this letter will show the exact opposite is true. They are not about glitter and show. They are about excellence.

There are many reasons for design awards. One of our projects received an award because of the security and safety features of the building. This was not just about the electronic security system, but also about the architectural plan and layout allowing easy visual supervision of students by staff and faculty. Isn't the safety of Alaska's children something that should be of primary concern? What is inherently wrong with projects receiving notoriety for having achieved something essential like this in an outstanding way?

Other projects of ours have received lighting design awards. Did you realize that well-designed lighting is one of the most important environmental factors that affect learning and cognition? Again, is there some reason that you think recognizing a project for its excellent lighting design is counter-productive to ensuring that our kids can see the chalkboard well when they're in school?

My suspicion is that this provision is an outgrowth of a misconception that a good architectural design costs more money. This argument simply has no merit. In fact, one of the design awards we received was given in part due to "effective and innovative use of existing resources." We got the award because we spent less money than the budget! It was a remodel project and we were able to re-use a lot more of the existing infrastructure than expected. Good architectural design has many benefits. And I would argue than an architectural project that ignores the budget is NOT GOOD DESIGN, nor deserving of ANY award. And likely wouldn't win any.

I believe our kids deserve to go to school in a building where someone cared about what kind of facility they were housed in. There is significant research that suggests that even the aesthetic considerations of a school building can affect educational outcomes. It says a lot to the kids about what the adults in their community think of them – about whether we value them. Letting them attend school in a piece of garbage tells them that we care about them about the same as we do our daily trash.

On the other hand, wouldn't it be much better if they could attend school in a building that is inspirational, one that tells them they are important, and that we want the BEST for them. Most architects I know want this to be the message that kids receive in every school that they design. And this is neither a bad thing nor an expensive thing. It simply takes an attitude of caring about the details of the building, about selecting quality materials that last a long time (low maintenance), and about proportion, color, and scale. These things don't cost money. They just take someone to pay attention to them. And I for one think there's nothing wrong with recognizing an architect by giving an award when this is done well. It doesn't cost the state a dime. They get it for free when architects care about what they are doing. And most of us do. We want our designs for school to enhance the learning process and inspire the kids to WANT to go to school. What on earth is wrong with that?! I've spent my entire adult working life as a practicing architect toward this end. It is NOT superficial, worthless, expensive, or wicked.

I think a more useful provision for your bill would be to encourage excellence in architectural design by adhering to the 6 principles espoused by the US Department of Education that are essential elements of a "school of excellence". These core principles are that the school design should:

- enhance teaching and learning to accommodate the needs of all learners
- serve as a center of community
- result from a planning and design process that involves all community interests
- provide for the health, safety and security of all students
- make effective use of available resources
- be flexible and adaptable

Each year, the Association for Learning Environments awards architects and educational facilities planners numerous awards that have achieved these principles and others in extraordinary ways. None of the principles are superfluous. Nor should they be ignored in favor of any other single design factor such as energy efficiency. They are all important (I especially like principle 5, which is about paying attention to the budget).

But I return to the original purpose of my letter. Neither my preceding paragraph, nor your proposed amendment has anything at all to do with energy efficiency. The most appropriate change to your bill would be to simply omit the proposed new paragraph 6. It does nothing to further your energy goals and sticks out like a sore thumb in the process.

Thank you for your consideration.

Respectfully Submitted,



David L. Moore, AIA ALEP

COLD CLIMATE ENGINEERING, LLC

March 26, 2017

Senator Anna MacKinnon
State Capitol, Room 516
Juneau, AK 99801-1182

RE: Senate Bill No. 87, Public Comment

Dear Senator MacKinnon,

I first want to thank you, your staff and the Legislature on everything you are doing during these tough economic times. I greatly appreciate your dedication to the citizens of Alaska and our future generations.

I would like to submit public comment on Senate Bill 87 on ways to improve the energy efficiency and cost effectiveness of educational infrastructure. As a professional mechanical engineer who has been designing schools and other government structures throughout Alaska and the Antarctic for more than 20 years, I thank you for taking this issue on. It is a career mantra of mine to design facilities with a hyper-focus on minimizing long-term operational costs. I thank you for taking this very important issue on.

I apologize for the long letter. These issues are complex and not always easy to summarize in a short sentence. If you would rather that I talk through these items with your staff or if there is any way I can be of service, please do not hesitate in contacting me at (907) 770-2653 or cfredeen@coldeng.com.

I am very much in favor of the intent of the bill. There are a lot of items in this bill that I believe are spot-on and a couple items that I agree with but would like to make some constructive recommendations on how they can be better implemented.

Commissioning (Page 2, Line 7)

Adding Commissioning as a requirement is outstanding! As you know, commissioning is a systematic way of verifying that all of the automatic functions in a building (like the energy management systems) are functioning correctly at the time of occupancy. Most School Districts already use this process, but it is good to require it for all projects. There is an additional cost to both the design team and the Contractor from the additional time it takes to complete the testing and verification. The payback in achieving the designed energy savings for the Owner and reduced warranty call-backs for the Contractor are immediate. As an engineer who has commissioned buildings, I can provide your team with a lot more information about this process, the benefits, and the costs if desired.

Life Cycle Cost Analysis (Page 3, Line 23)

I'm assuming the intent of this section was to provide the ability to rank the projects by energy saving potential. I have completed numerous Life Cycle Cost Analysis (LCCA) calculations in my career and it is a decent tool to compare multiple design options of a single system such as a heating plant upgrade. But the LCCA is an involved calculation that most District administrators will not be able to have

P.O. Box 240866
Anchorage, AK 99524
T: (907) 770-2653

available when submitting their grant application. Using Simple Payback is a simpler and more straight forward analysis and is the basis for most energy audit recommendations. The LCCA is also not applicable for facilities as a whole. For the designers, we also won't know how many LCCA's to budget for in our fee proposal. Though this section is well intentioned, it creates implementation issues.

- Recommendation: Using a Simple Payback would be applicable for a Major Maintenance Upgrade item such as a boiler or roof replacement. For facilities, a better metric would be an expected energy efficiency percentage improvement beyond a baseline energy standard such as ASHRAE 90.1. This is common for LEED compliance and Corps of Engineers projects (i.e. 20% savings beyond ASHRAE 90.1-2010). The Districts need to be careful with this though as too much of an energy saving expectation could result in spending construction budgets on energy conservation systems that are not economically appropriate.
- Recommendation: Work with DEED on how this would be implemented. Based on the other parts of the bill, removing this provision will reduce confusion and unintended cost impacts while keeping the overall benefits of the bill.

Design Awards (Page 6, Line 4 and elsewhere)

I'm sure you'll hear from several people about this. All architects and design professionals want their buildings to look nice. As an engineer, I agree that there are things that some architects design into schools that I too believe are excessive. However, in my experience, these components will be included in a design whether a school is submitted for a design award or not. Nor will it reduce complaints from the public of perceived overspending as they drive by the school. Ultimately, it's up to the Districts and DEED to keep their designers in check on what they believe are excessive finishes and detailing.

- Recommendation: Remove this provision of the bill. It won't deter excessive costs on finishes and removal will eliminate most of the opposition you'll receive from the design community. In my opinion, it is better to incentivize the Districts and Boroughs to hold their design team to appropriate and cost effective finishes and layouts. More on the incentives under Other Considerations.

Reviewing Minimum Energy Efficiency Standards (Page 7, Line 9 and elsewhere)

Increasing the minimum energy standards for the schools is fantastic! I believe that all energy codes, including the more stringent ASHRAE 189.1, are too light on building envelope standards for Alaska. I look forward to the outcome of the Working Group on this fundamental requirement for energy savings.

Shared Maintenance and Support Team Model

Excellent use of services! There is a significant shortage of trained technicians in rural Alaska and this provision will not only save on annual energy costs, but more importantly result in improved preventative maintenance on these facilities which will reduce the more expensive State paid long-term capital costs of replacement. The inclusion of "regional or local organization" will include access to the trained technicians at the local water and wastewater utilities, the clinics, and the power plant. This can also benefit those entities' operational costs as well if the sharing of technical expertise is reciprocal.

- Recommendation: Include the subcontracts with private organizations to these entities. Private specialty technicians, such as generator or building automation controls technicians,

Cold Climate Engineering, LLC
P.O. Box 240866
Anchorage, AK 99524
T: (907) 770-2653

are commonly contracted out. Private companies are not noted under the acceptable organizations and may not be eligible for sharing.

- Recommendation: Change “the department may enter into a contract...” to “the department or School District may enter into a contract...”. The School Districts know best what technical resources are available in their communities and what financial agreement will work best for them. This would improve local control and greatly reduce the State administrative overhead in brokering and maintaining these agreements among the numerous local entities throughout the State.
- Concern: This provision should not be a statewide maintenance team as the travel costs alone will likely result in higher total operational costs and the availability of the service team may not be able to handle an immediate need request. Allowing either the “department or School District” to engage in these agreements will ensure the best cost model is utilized.

Shared Space (Page 8, Line 14)

This makes a lot of sense. DEED has allowed joint use of facilities in the past, but this improves on that model. The unions will likely push back on the background checks. In the end, I do not see the additional safety risk between a state service that is attached yet separate from a school versus one that is across the street. Please note that the separate entry and exit requirements mentioned in the committee meeting on the 24th is not currently in the bill. There is no need for any access between the two spaces except under dual usage such as libraries.

- Question: How does this play into the DEED school funding and total square footage caps?

Working Group (Page 8, Line 28)

I appreciate and agree with the intent and representation on the committee. Having AHFC, AEA, and CCHRC on the committee will provide a fresh perspective on energy conservation policy for our State facilities. Their numerous studies and project experience will provide invaluable information. But none of them have designed or constructed a school or major public use facility. The inclusion of Contractors on the committee will provide practical cost and logistical input and I applaud their inclusion on the committee.

This is a good policy group, but in my opinion the current make-up does not have enough hands-on and technical experience with the specific energy systems that are being discussed to provide practical and implementable recommendations.

- Recommendation: Replace the superintendents on the committee with School District Facility Managers, one rural and one urban. These are the individuals who are in charge of maintaining the schools and will have to live with the consequences of this legislation. They know best what works and what doesn't work. Superintendents are valuable resources, but they don't have the knowledge that their Facility Managers have on this subject. Having worked collaboratively with these individuals for decades, I can say without a doubt that Facility Managers will be the most important people to include for this Working Group to be successful.

- Recommendation: You need design professionals on this committee. We're the ones that bridge policy to constructability. Recommend adding one architect, one mechanical engineer, and one electrical engineer.
 - Architects have the overall educational design experience from planning through construction and are the subject matter experts on the building envelopes and most importantly on the current best practices on the design of the learning environment to maximize the educational process. A school is very unique in this aspect from other vertical construction that the other group members are experienced with.
 - Mechanical and electrical engineers are the subject matter experts on the systems that are noted for standardization. We've completed the LCCA analysis, we know the different manufacturers and equipment that is out there, we know how the various system solutions work and where they are best applied. The current group members have a few engineers on staff that they can refer to, but most of them are specialized in a specific area of design such as renewable energy and not fluent on the building systems this legislation is addressing. The field of knowledge is too broad for just one engineer to effectively cover both disciplines, even for those rare individuals who are dual-stamped.

Other Items to Consider:

This bill tackles several items on ways we can better utilize our capital expenditures and reduce long term operational costs. I'd like to suggest a couple more opportunities.

Reduce the Full Spending of Grants

My experience is that Boroughs and School Districts fully spend the grants they are provided. DEED could provide more information on this perception. There is almost always money left over from construction (if the design team has done their job) that could be returned to the State.

The design team can provide a frugal design and the Contractor can provide highly competitive and cost effective construction services resulting in 5%, 10%, or higher in remaining construction budget. Yet all of the grant will still be spent through change orders at the end of the project in a "use it or lose it" mentality on items outside of the original design. Niceties, but not required for an operational school. This is not limited to DEED grants.

- Recommendation: Talk to the Districts and Boroughs to see what would incentivize them to return excess grant money back to the State. Some thoughts include:
 - Allow 25% or 50% of the remaining funds be reallocated to the School District towards energy upgrades at other facilities.
 - Add a line item on the grant request form requiring a summary of the Districts last four (?) projects with the amount of grant requested and percentage returned to the State. That way it doesn't matter if it was a small roof project or a new high school.

Incentivize Value Engineering

Value Engineering (VE) is the process of identifying alternate ways to accomplish the same design intent at a reduced costs. Though this should be occurring throughout the design process, there is an

Cold Climate Engineering, LLC
P.O. Box 240866
Anchorage, AK 99524
T: (907) 770-2653

opportunity during the construction process as well since the Contractor is not as attached to a design solution as the design team may have been.

- Recommendation: Research how some government agencies (I believe the Corps of Engineers) utilize VE incentive plans to reduce costs. I believe it includes a financial incentive for the Contractor through them being able to keep a percentage of the credit provided for all approved VE ideas. This would need to be implemented as part of the previously noted incentive to return the excess grant funds back to the State or the savings will just be spent elsewhere on the project.

Maximize the Grant Impact

The square footage limitation ties the hands of the design team in providing cost effective square footage. This could lead to excess funds that are spent on "fancy" finishes. If a School District or Borough sees an opportunity to be able to get another classroom or more storage space, they would be more inclined to keep the design team in check on utilizing cost effective design solutions.

- Recommendation: Use the square footage as a basis of the grant, but free the design team to go beyond that square footage with their design.

Provide Proper Space for Maintenance and Energy Savings

The square footage limitation also counts towards mechanical and electrical spaces. Every square foot of a mechanical or electrical room counts against classrooms space. Hence these spaces are squeezed in size to where it costs more to maintain and operate these systems. Mechanical spaces specifically provided in mezzanines and penthouses, which also count against square footage, are cost effective spaces that can be inexpensively added to a facility while reducing operational costs and providing more learning space.

- Recommendation: Exempt mechanical and electrical rooms from square footage calculations.

Square footage calculations are based on the outside dimensions of the facility. This includes the exterior walls. The more energy efficient a wall is (higher R value), the thicker it is, and this results in reduced classroom square footage because of the square footage cap.

- Recommendation: Exempt the building envelope from square footage calculations.

Again, thank you for your time and consideration on these important issues. If there is any way that I can be of further assistance, please do not hesitate in contacting me.

Respectfully Submitted,



Craig Fredeen, PE
President
Principal Mechanical Engineer

Explanations and Assumptions to Accompany School Capacity Worksheet

Facilities

Schools and facilities listed are limited to state, municipal, or district-owned buildings. Educational programs held in leased facilities are not included.

Square Footage

Gross square footage (GSF) does not include housing or boarding facilities, temporary structures, utility or storage modules, outdoor covered play area, or facilities whose purpose is district administration.

Gross square footage may include support facilities, allocated portions of swimming pool facilities, or bus barns.

Gross square footage may include water treatment/storage and wastewater treatment, particularly in rural communities (see notes). 4 AAC 31.020(e)(2)(A) provides for a 5% allowance to support water storage and water and wastewater treatment. This allowance was not captured in this spreadsheet, so the space is included and results in a percent capacity below the true calculation.

Eligible space calculations and types of space are based on 4 AAC 31.020(c), which includes both base square footage and supplementary square footage per ADM. Reference:

"Elementary": (c)(1) the base square feet allowable per ADM for an elementary school is 114 square feet; (2) the supplemental square feet allowable per ADM for an elementary school is $130 \times 10^{(-ADM/250)}$

"Secondary": (c)(3) the base square feet allowable per ADM for a secondary school is 165 square feet; (4) the supplemental square feet allowable per ADM for a secondary school is $300 \times 10^{(-ADM/300)}$

"K-12" and "Mixed Grade": (c)(5) the base square feet allowable per ADM for a combined elementary and secondary school is 114 square feet per elementary ADM and 165 square feet per secondary ADM; (6) the supplemental square feet allowable per ADM for a combined elementary and secondary school is $213 \times 10^{(-combined\ ADM/483)}$

"Secondary+6" (c)(9) the base square feet allowable per ADM for a combined elementary and secondary school is 114 square feet per elementary ADM and 165 square feet per secondary ADM, except that for a mixed grade school that includes grade six in conjunction with two or more secondary grades located in a separate school facility, the base square feet allowable per ADM is 165 square feet per grade six ADM; (10) the supplemental square feet allowable per ADM for a mixed grade school is $250 \times 10^{(-combined\ ADM/250)}$

Capacity

For school facilities serving K-12, Mixed Grade, and Secondary+6 populations, "Capacity" will vary with each change in the ratio between elementary and secondary ADM.

Capacities are shown for each individual school. However, for communities/attendance areas with multiple facilities of the same type of space (e.g. elementary), an aggregated capacity using the total GSF and ADM for that type of space would be used for eligibility and priority determinations.

Capacities of school facilities can be calculated in many different ways using a variety of factors (e.g., total teaching stations, # of classrooms, class size limits, etc.). Capacities listed here may differ from the capacities for the same facility as determined by their respective school district.

Projections

When the eight-year average annual ADM change for the attendance area shows negative growth (i.e., a declining student population), standard practice is to hold enrollment projections flat at 0%. Projections of negative growth at historic rates have proven to be inaccurate.

Changes in small ADM population schools can have a large effect on the "annual average ADM change" percentage and therefore growth in "projected percent capacity" may be overly large.

District Name	School Name	Type of Space	Attendance Area	Current Elementary K-6 ADM	Current Secondary 7-12 ADM	Total Existing GSF	Current Elementary Capacity (in ADM)	Current Secondary Capacity (in ADM)	Current Percent Capacity	Avg Annual ADM Change	8 Year Projected K-6 ADM	8 Year Projected 7-12 ADM	Projected Percent Capacity
Alaska Gateway	Dot Lake School	K-12	Dot Lake	5.00	7.70	11,970	14.57	22.44	34.32%	4.06%	6.88	10.59	47.20%
Alaska Gateway	Eagle Community School	K-12	Eagle	9.00	5.25	15,140	31.84	18.58	28.26%	6.36%	14.74	8.60	46.30%
Alaska Gateway	Mentasta Lake School	K-12	Mentasta Lake	25.00	9.75	11,360	26.63	10.39	93.86%	19.79%	105.98	41.33	397.89%
Alaska Gateway	Walter Northway School	K-12	Northway	34.35	13.95	30,830	89.17	36.21	38.52%	0.21%	34.94	14.19	39.19%
Alaska Gateway	Tanacross School	Mixed Grade	Tanacross	10.00	2.00	7,618	19.61	3.92	51.00%	2.52%	12.20	2.44	62.23%
Alaska Gateway	Tetlin School	K-12	Tetlin	18.90	9.00	11,776	25.90	12.34	72.96%	4.14%	26.14	12.45	100.92%
Alaska Gateway	Tok School	K-12	Tok	97.00	65.05	117,458	508.84	341.24	19.06%	-2.41%	97.00	65.05	19.06%
Aleutian Region	Yakov E. Netsvetov School	K-12	Atka	6.00	4.00	8,130	15.09	10.06	39.77%	-1.68%	6.00	4.00	39.77%
Aleutians East Borough	Akutan School	K-12	Akutan	9.00	1.00	11,425	34.70	3.86	25.94%	9.97%	19.24	2.14	55.46%
Aleutians East Borough	False Pass School	K-12	False Pass	6.00	5.00	9,584	16.23	13.53	36.96%	15.25%	18.68	15.57	115.07%
Aleutians East Borough	King Cove School	K-12	King Cove	46.10	38.00	49,113	131.30	108.23	35.11%	-1.63%	46.10	38.00	35.11%
Aleutians East Borough	Sand Point School	K-12	Sand Point	58.85	51.00	48,200	123.91	107.38	47.49%	0.70%	62.21	53.91	50.21%
Anchorage	Abbott Loop Elementary	Elementary	Anchorage	311.45	-	58,341	506.32	-	61.51%	-0.29%	311.45	-	61.51%
Anchorage	Airport Heights Elementary	Elementary	Anchorage	322.56	-	57,598	499.52	-	64.57%	-0.29%	322.56	-	64.57%
Anchorage	Klatt Elementary	Elementary	Anchorage	433.95	-	50,160	430.70	-	100.75%	-0.29%	433.95	-	100.75%
Anchorage	Bartlett High School	Secondary	Anchorage	-	1,480.28	360,209	-	2,183.08	67.81%	-0.29%	-	1,480.28	67.81%
Anchorage	Baxter Elementary	Elementary	Anchorage	384.68	-	62,076	540.27	-	71.20%	-0.29%	384.68	-	71.20%
Anchorage	Birchwood ABC Elementary	Elementary	Anchorage	324.20	-	48,276	412.98	-	78.50%	-0.29%	324.20	-	78.50%
Anchorage	Campbell Elementary	Elementary	Anchorage	339.45	-	61,438	534.49	-	63.51%	-0.29%	339.45	-	63.51%
Anchorage	Central Middle School of Science	Secondary	Anchorage	-	457.50	95,837	-	567.60	80.60%	-0.29%	-	457.50	80.60%
Anchorage	Chester Valley Elementary	Elementary	Anchorage	250.75	-	50,024	429.43	-	58.39%	-0.29%	250.75	-	58.39%
Anchorage	Chinook Elementary	Elementary	Anchorage	531.00	-	57,314	496.92	-	106.86%	-0.29%	531.00	-	106.86%
Anchorage	Chugach Optional Elementary	Elementary	Anchorage	258.00	-	40,661	339.72	-	75.94%	-0.29%	258.00	-	75.94%
Anchorage	Gruening Middle School	Mixed Grade	Anchorage	-	592.25	124,862	-	755.65	78.38%	-0.29%	-	592.25	78.38%
Anchorage	Chugiak Elementary	Elementary	Anchorage	503.50	-	61,468	534.77	-	94.15%	-0.29%	503.50	-	94.15%
Anchorage	Chugiak High School	Secondary	Anchorage	-	1,090.48	289,309	-	1,753.38	62.19%	-0.29%	-	1,090.48	62.19%
Anchorage	College Gate Elementary	Elementary	Anchorage	358.00	-	60,034	521.74	-	68.62%	-0.29%	358.00	-	68.62%
Anchorage	Creekside Park Elementary	Elementary	Anchorage	418.93	-	59,825	519.84	-	80.59%	-0.29%	418.93	-	80.59%
Anchorage	Denali Montessori Elementary	Elementary	Anchorage	404.53	-	62,915	547.87	-	73.84%	-0.29%	404.53	-	73.84%
Anchorage	Dimond High School	Secondary	Anchorage	-	1,694.70	242,440	-	1,469.30	115.34%	-0.29%	-	1,694.70	115.34%
Anchorage	Eagle River Elementary	Elementary	Anchorage	434.09	-	58,086	503.99	-	86.13%	-0.29%	434.09	-	86.13%
Anchorage	East High School	Secondary	Anchorage	-	2,090.89	342,568	-	2,076.17	100.71%	-0.29%	-	2,090.89	100.71%
Anchorage	Fairview Elementary	Elementary	Anchorage	417.80	-	64,312	560.48	-	74.54%	-0.29%	417.80	-	74.54%
Anchorage	Gladys Wood Elementary	Elementary	Anchorage	382.25	-	47,777	408.26	-	93.63%	-0.29%	382.25	-	93.63%
Anchorage	Government Hill Elementary	Elementary	Anchorage	464.50	-	58,401	506.86	-	91.64%	-0.29%	464.50	-	91.64%
Anchorage	Homestead Elementary	Elementary	Anchorage	321.25	-	51,965	447.56	-	71.78%	-0.29%	321.25	-	71.78%
Anchorage	Huffman Elementary	Elementary	Anchorage	378.30	-	60,610	526.98	-	71.79%	-0.29%	378.30	-	71.79%
Anchorage	Inlet View Elementary	Elementary	Anchorage	235.35	-	32,470	257.41	-	91.43%	-0.29%	235.35	-	91.43%
Anchorage	Lake Otis Elementary	Elementary	Anchorage	426.70	-	57,897	502.26	-	84.96%	-0.29%	426.70	-	84.96%
Anchorage	Mountain View Elementary	Elementary	Anchorage	319.14	-	58,158	504.64	-	63.24%	-0.29%	319.14	-	63.24%
Anchorage	Muldoon Elementary	Elementary	Anchorage	438.85	-	61,599	535.95	-	81.88%	-0.29%	438.85	-	81.88%
Anchorage	North Star Elementary	Elementary	Anchorage	439.20	-	75,674	662.11	-	66.33%	-0.29%	439.20	-	66.33%

District Name	School Name	Type of Space	Attendance Area	Current Elementary K-6 ADM	Current Secondary 7-12 ADM	Total Existing GSF	Current Elementary Capacity (in ADM)	Current Secondary Capacity (in ADM)	Current Percent Capacity	Avg Annual ADM Change	8 Year Projected K-6 ADM	8 Year Projected 7-12 ADM	Projected Percent Capacity
Anchorage	Northern Lights ABC K-8 School	Mixed Grade	Anchorage	488.55	116.00	61,599	393.15	93.35	124.27%	-0.29%	488.55	116.00	124.27%
Anchorage	Northwood ABC	Elementary	Anchorage	280.16	-	61,115	531.56	-	52.71%	-0.29%	280.16	-	52.71%
Anchorage	Nunaka Valley Elementary	Elementary	Anchorage	251.69	-	44,100	373.16	-	67.45%	-0.29%	251.69	-	67.45%
Anchorage	O'Malley Elementary	Elementary	Anchorage	298.05	-	50,253	431.57	-	69.06%	-0.29%	298.05	-	69.06%
Anchorage	Ocean View Elementary	Elementary	Anchorage	420.74	-	59,736	519.03	-	81.06%	-0.29%	420.74	-	81.06%
Anchorage	Clark Middle School	Secondary+6	Anchorage	356.65	616.53	180,000	399.77	691.07	89.21%	-0.29%	356.65	616.53	89.21%
Anchorage	Ptarmigan Elementary	Elementary	Anchorage	428.80	-	59,275	514.84	-	83.29%	-0.29%	428.80	-	83.29%
Anchorage	Rabbit Creek Elementary	Elementary	Anchorage	441.10	-	49,410	423.66	-	104.12%	-0.29%	441.10	-	104.12%
Anchorage	Rogers Park Elementary	Elementary	Anchorage	542.15	-	55,403	479.38	-	113.09%	-0.29%	542.15	-	113.09%
Anchorage	Romig Middle School	Secondary	Anchorage	-	759.00	137,862	-	832.99	91.12%	-0.29%	-	759.00	91.12%
Anchorage	Russian Jack Elementary	Elementary	Anchorage	347.54	-	61,599	535.95	-	64.84%	-0.29%	347.54	-	64.84%
Anchorage	Sand Lake Elementary	Elementary	Anchorage	672.69	-	62,500	544.11	-	123.63%	-0.29%	672.69	-	123.63%
Anchorage	Scenic Park Elementary	Elementary	Anchorage	415.90	-	50,912	437.74	-	95.01%	-0.29%	415.90	-	95.01%
Anchorage	Service High School	Secondary	Anchorage	-	1,604.94	344,360	-	2,087.03	76.90%	-0.29%	-	1,604.94	76.90%
Anchorage	Steller Secondary School	Secondary	Anchorage	-	284.24	47,765	-	214.26	132.66%	-0.29%	-	284.24	132.66%
Anchorage	Susitna Elementary	Elementary	Anchorage	469.75	-	55,023	475.88	-	98.71%	-0.29%	469.75	-	98.71%
Anchorage	Taku Elementary	Elementary	Anchorage	356.75	-	53,270	459.68	-	77.61%	-0.29%	356.75	-	77.61%
Anchorage	Tudor Elementary	Elementary	Anchorage	347.25	-	56,757	491.82	-	70.60%	-0.29%	347.25	-	70.60%
Anchorage	Turnagain Elementary	Elementary	Anchorage	414.40	-	54,000	466.44	-	88.84%	-0.29%	414.40	-	88.84%
Anchorage	Wendler Middle School	Secondary	Anchorage	-	434.35	114,461	-	687.31	63.20%	-0.29%	-	434.35	63.20%
Anchorage	West High School	Secondary	Anchorage	-	1,868.84	340,032	-	2,060.80	90.69%	-0.29%	-	1,868.84	90.69%
Anchorage	Williwaw Elementary	Elementary	Anchorage	369.00	-	56,500	489.46	-	75.39%	-0.29%	369.00	-	75.39%
Anchorage	Willow Crest Elementary	Elementary	Anchorage	398.65	-	54,304	469.25	-	84.96%	-0.29%	398.65	-	84.96%
Anchorage	Wonder Park Elementary	Elementary	Anchorage	401.46	-	52,638	453.82	-	88.46%	-0.29%	401.46	-	88.46%
Anchorage	Bayshore Elementary	Elementary	Anchorage	466.15	-	58,649	509.13	-	91.56%	-0.29%	466.15	-	91.56%
Anchorage	Ravenwood Elementary	Elementary	Anchorage	418.81	-	50,160	430.70	-	97.24%	-0.29%	418.81	-	97.24%
Anchorage	Bear Valley Elementary	Elementary	Anchorage	414.25	-	50,160	430.70	-	96.18%	-0.29%	414.25	-	96.18%
Anchorage	Hanshaw Middle School	Secondary	Anchorage	-	707.99	150,085	-	908.05	77.97%	-0.29%	-	707.99	77.97%
Anchorage	Fire Lake Elementary	Elementary	Anchorage	318.08	-	50,160	430.70	-	73.85%	-0.29%	318.08	-	73.85%
Anchorage	Spring Hill Elementary	Elementary	Anchorage	409.41	-	50,160	430.70	-	95.06%	-0.29%	409.41	-	95.06%
Anchorage	Mears Middle School	Secondary	Anchorage	-	795.50	150,506	-	910.63	87.36%	-0.29%	-	795.50	87.36%
Anchorage	Bowman Elementary	Elementary	Anchorage	528.85	-	66,367	578.98	-	91.34%	-0.29%	528.85	-	91.34%
Anchorage	Polaris K-12 School	K-12	Anchorage	259.00	218.80	75,264	255.05	215.46	101.55%	-0.29%	259.00	218.80	101.55%
Anchorage	Alpenglow Elementary	Elementary	Anchorage	516.41	-	60,219	523.43	-	98.66%	-0.29%	516.41	-	98.66%
Anchorage	Kasuun Elementary	Elementary	Anchorage	424.55	-	61,599	535.95	-	79.21%	-0.29%	424.55	-	79.21%
Anchorage	Kincaid Elementary	Elementary	Anchorage	557.35	-	61,599	535.95	-	103.99%	-0.29%	557.35	-	103.99%
Anchorage	Lake Hood Elementary	Elementary	Anchorage	357.33	-	61,599	535.95	-	66.67%	-0.29%	357.33	-	66.67%
Anchorage	William Tyson Elementary	Elementary	Anchorage	399.95	-	61,599	535.95	-	74.62%	-0.29%	399.95	-	74.62%
Anchorage	Goldenvew Middle School	Secondary	Anchorage	-	719.55	159,209	-	963.83	74.66%	-0.29%	-	719.55	74.66%
Anchorage	Mirror Lake Middle School	Secondary+6	Anchorage	216.25	432.48	158,630	320.41	640.78	67.49%	-0.29%	216.25	432.48	67.49%
Anchorage	Trailside Elementary	Elementary	Anchorage	421.51	-	61,599	535.95	-	78.65%	-0.29%	421.51	-	78.65%
Anchorage	South Anchorage High School	Secondary	Anchorage	-	1,418.44	267,732	-	1,622.61	87.42%	-0.29%	-	1,418.44	87.42%

District Name	School Name	Type of Space	Attendance Area	Current Elementary K-6 ADM	Current Secondary 7-12 ADM	Total Existing GSF	Current Elementary Capacity (in ADM)	Current Secondary Capacity (in ADM)	Current Percent Capacity	Avg Annual ADM Change	8 Year Projected K-6 ADM	8 Year Projected 7-12 ADM	Projected Percent Capacity
Anchorage	Eagle River High School	Secondary	Anchorage	-	893.39	182,752	-	1,107.18	80.69%	-0.29%	-	893.39	80.69%
Anchorage	Nicholas J. Begich Middle School	Secondary+6	Anchorage	310.10	686.83	174,612	329.15	729.01	94.21%	-0.29%	310.10	686.83	94.21%
Anchorage	Benson Secondary/S.E.A.R.C.H.	Secondary	Anchorage	-	284.95	27,275	-	84.86	335.78%	-0.29%	-	284.95	335.78%
Anchorage	S.A.V.E. High School	Secondary	Anchorage	-	169.65	18,580	-	50.38	336.74%	-0.29%	-	169.65	336.74%
Anchorage	Whaley School	K-12	Anchorage	80.84	352.58	52,188	42.97	187.43	188.11%	-0.29%	80.84	352.58	188.11%
Anchorage	Aquarian Charter School	Elementary	Anchorage	376.95	-	31,327	245.64	-	153.46%	-0.29%	376.95	-	153.46%
Anchorage	Girdwood School	Mixed Grade	Girdwood	152.40	38.35	57,672	359.35	90.43	42.41%	1.97%	178.13	44.82	49.57%
Anchorage	Aurora Elementary	Elementary	JBER	219.50	-	55,317	478.59	-	45.86%	-1.27%	219.50	-	45.86%
Anchorage	Orion Elementary School	Elementary	JBER	313.25	-	82,488	722.52	-	43.36%	-1.27%	313.25	-	43.36%
Anchorage	Mt. Spurr Elementary	Elementary	JBER	300.50	-	42,223	354.98	-	84.65%	-1.27%	300.50	-	84.65%
Anchorage	Ursa Major Elementary	Elementary	JBER	390.39	-	61,811	537.87	-	72.58%	-1.27%	390.39	-	72.58%
Anchorage	Ursa Minor Elementary	Elementary	JBER	361.35	-	41,945	352.28	-	102.58%	-1.27%	361.35	-	102.58%
Annette Island	Charles R. Leask Sr. Middle School	Secondary+6	Metlakatla	22.00	33.00	11,000	12.48	18.72	176.28%	1.50%	24.79	37.19	198.66%
Annette Island	Richard Johnson Elementary	Elementary	Metlakatla	156.80	-	28,850	220.00	-	71.27%	1.50%	176.70	-	80.32%
Annette Island	Metlakatla High School	Secondary	Metlakatla	-	89.25	42,620	-	175.30	50.91%	1.50%	-	100.58	57.37%
Bering Strait	Brevig Mission School	K-12	Brevig Mission	79.00	53.50	29,033	66.69	45.16	118.46%	2.62%	97.18	65.81	145.72%
Bering Strait	Diomedea School	K-12	Diomedea	27.00	6.40	17,822	51.23	12.14	52.71%	7.96%	49.84	11.81	97.29%
Bering Strait	Aniguiin School	K-12	Elim	69.20	34.00	32,229	88.43	43.45	78.26%	4.34%	97.19	47.75	109.91%
Bering Strait	Gambell School	K-12	Gambell	100.00	79.90	44,734	115.11	91.97	86.87%	-0.35%	100.00	79.90	86.87%
Bering Strait	Martin L. Olson School	K-12	Golovin	27.20	18.00	25,202	55.95	37.03	48.61%	0.01%	27.22	18.02	48.65%
Bering Strait	Koyuk-Malimiut School	K-12	Koyuk	44.30	44.25	31,404	60.67	60.60	73.02%	-2.17%	44.30	44.25	73.02%
Bering Strait	Hogarth Kingeekuk Sr. Memorial School	K-12	Savoonga	137.25	92.50	53,826	169.65	114.33	80.90%	0.09%	138.30	93.21	81.52%
Bering Strait	Shaktoolik School	K-12	Shaktoolik	45.90	34.00	19,673	39.00	28.89	117.71%	6.46%	75.76	56.12	194.28%
Bering Strait	Shishmaref School	K-12	Shishmaref	98.55	78.00	26,551	54.94	43.48	179.38%	0.33%	101.21	80.11	184.22%
Bering Strait	Anthony A. Andrews School	K-12	St. Michael	94.70	73.15	42,453	108.02	83.44	87.67%	1.92%	110.29	85.20	102.10%
Bering Strait	Tukurngailnguq School	K-12	Stebbins	126.20	68.05	37,676	106.83	57.60	118.13%	0.52%	131.50	70.91	123.09%
Bering Strait	James C. Isabell School	K-12	Teller	38.70	29.00	23,962	49.48	37.08	78.21%	0.88%	41.51	31.11	83.89%
Bering Strait	Unalakleet School	K-12	Unalakleet	102.10	72.75	47,260	133.37	95.03	76.55%	1.07%	111.19	79.23	83.37%
Bering Strait	Wales School	K-12	Wales	24.00	17.00	18,800	37.71	26.71	63.64%	3.31%	31.15	22.07	82.61%
Bering Strait	White Mountain School	K-12	White Mountain	34.85	21.00	19,029	41.12	24.78	84.75%	1.89%	40.47	24.39	98.41%
Bristol Bay Borough	Bristol Bay School	K-12	Naknek	49.70	68.25	86,642	228.90	314.33	21.71%	-2.09%	49.70	68.25	21.71%
Chatham	Angoon School	K-12	Angoon	47.25	26.25	38,345	108.29	60.16	43.63%	-0.60%	47.25	26.25	43.63%
Chatham	Gustavus School	K-12	Gustavus	40.50	29.65	18,062	35.40	25.92	114.41%	6.94%	69.26	50.70	195.64%
Chatham	Klukwan School	K-12	Klukwan	7.00	6.00	16,500	29.45	25.25	23.77%	-0.95%	7.00	6.00	23.77%
Chugach	Chenegay Bay School	K-12	Chenegay Bay	4.00	7.00	7,892	8.52	14.90	46.96%	-3.25%	4.00	7.00	46.96%
Chugach	Tatitlek Community School	K-12	Tatitlek	9.00	7.00	14,972	27.63	21.49	32.58%	-1.47%	9.00	7.00	32.58%
Chugach	Whittier Community School	K-12	Whittier	19.00	18.00	22,793	41.20	39.03	46.12%	8.20%	35.68	33.80	86.61%
Copper River	Glennallen K-12 School	K-12	Glennallen	141.50	137.80	91,897	308.68	300.61	45.84%	-0.97%	141.50	137.80	45.84%
Copper River	Kenny Lake School	K-12	Kenny Lake	40.75	32.50	35,337	80.84	64.48	50.41%	-5.70%	40.75	32.50	50.41%
Copper River	Slana School	K-12	Slana	7.60	5.60	10,762	19.56	14.41	38.86%	2.48%	9.25	6.81	47.28%
Cordova City	Cordova Jr/Sr High School	Secondary	Cordova	-	145.60	51,221	-	241.68	60.25%	-1.84%	-	145.60	60.25%
Cordova City	Mt. Eccles Elementary	Elementary	Cordova	167.55	-	47,734	407.85	-	41.08%	-1.84%	167.55	-	41.08%

District Name	School Name	Type of Space	Attendance Area	Current Elementary K-6 ADM	Current Secondary 7-12 ADM	Total Existing GSF	Current Elementary Capacity (in ADM)	Current Secondary Capacity (in ADM)	Current Percent Capacity	Avg Annual ADM Change	8 Year Projected K-6 ADM	8 Year Projected 7-12 ADM	Projected Percent Capacity
Craig City	Craig High School	Secondary	Craig	-	80.00	94,013	-	555.57	14.40%	-1.41%	-	80.00	14.40%
Craig City	Craig Elementary	Elementary	Craig	139.23	-	21,793	147.98	-	94.08%	-1.41%	139.23	-	94.08%
Craig City	Craig Middle School	Secondary+6	Craig	21.00	44.00	22,929	26.10	54.69	80.45%	-1.41%	21.00	44.00	80.45%
Delta/Greely	Delta Junction Elementary	Elementary	Delta Junction	363.40	-	42,500	357.68	-	101.60%	-1.04%	363.40	-	101.60%
Delta/Greely	Delta Junior/Senior High School	Secondary+6	Delta Junction	52.10	291.20	91,943	83.78	468.27	62.19%	-1.04%	52.10	291.20	62.19%
Delta/Greely	New Horizons High School	Secondary	Delta Junction	-	11.05	8,786	-	20.89	52.89%	-1.04%	-	11.05	52.89%
Denali Borough	Anderson School	K-12	Anderson	19.25	12.00	44,407	128.98	80.40	14.92%	0.67%	20.31	12.66	15.75%
Denali Borough	Cantwell School	K-12	Cantwell	7.00	10.00	18,559	25.21	36.02	27.76%	-7.26%	7.00	10.00	27.76%
Denali Borough	Tri-Valley School	K-12	Healy	91.00	75.00	50,966	139.41	114.90	65.27%	0.95%	98.13	80.88	70.39%
Dillingham City	Dillingham Elementary	Elementary	Dillingham	235.70	-	30,083	232.78	-	101.26%	-0.52%	235.70	-	101.26%
Dillingham City	Dillingham Middle/High School	Secondary+6	Dillingham	32.00	204.75	77,324	61.97	396.48	51.64%	-0.52%	32.00	204.75	51.64%
Fairbanks North Star Borough	Anderson Elementary	Elementary	Eielson	243.65	-	48,182	412.09	-	59.13%	-2.74%	243.65	-	59.13%
Fairbanks North Star Borough	Ben Eielson Jr/Sr High School	Secondary	Eielson	-	335.15	103,200	-	615.52	54.45%	-2.74%	-	335.15	54.45%
Fairbanks North Star Borough	Crawford Elementary	Elementary	Eielson	297.70	-	63,532	553.44	-	53.79%	-2.74%	297.70	-	53.79%
Fairbanks North Star Borough	Pearl Creek Elementary	Elementary	Fairbanks	505.93	-	62,982	548.47	-	92.24%	-0.29%	505.93	-	92.24%
Fairbanks North Star Borough	Barnette Magnet School	Mixed Grade	Fairbanks	329.00	90.25	74,654	464.77	127.50	70.79%	-0.29%	329.00	90.25	70.79%
Fairbanks North Star Borough	Denali Elementary	Elementary	Fairbanks	369.64	-	49,210	421.78	-	87.64%	-0.29%	369.64	-	87.64%
Fairbanks North Star Borough	Lathrop High School	Secondary	Fairbanks	-	945.23	234,412	-	1,420.63	66.54%	-0.29%	-	945.23	66.54%
Fairbanks North Star Borough	Weller Elementary	Elementary	Fairbanks	451.65	-	65,259	569.01	-	79.37%	-0.29%	451.65	-	79.37%
Fairbanks North Star Borough	Hunter Elementary	Elementary	Fairbanks	358.06	-	59,812	519.72	-	68.89%	-0.29%	358.06	-	68.89%
Fairbanks North Star Borough	Joy Elementary	Elementary	Fairbanks	389.35	-	60,642	527.27	-	73.84%	-0.29%	389.35	-	73.84%
Fairbanks North Star Borough	West Valley High School	Secondary	Fairbanks	-	971.18	216,884	-	1,314.35	73.89%	-0.29%	-	971.18	73.89%
Fairbanks North Star Borough	Tanana Middle School	Secondary	Fairbanks	-	432.05	101,069	-	601.74	71.80%	-0.29%	-	432.05	71.80%
Fairbanks North Star Borough	Nordale Elementary	Elementary	Fairbanks	352.80	-	49,210	421.78	-	83.65%	-0.29%	352.80	-	83.65%
Fairbanks North Star Borough	Ryan Middle School	Secondary	Fairbanks	-	389.65	104,827	-	625.99	62.25%	-0.29%	-	389.65	62.25%
Fairbanks North Star Borough	University Park Elementary	Elementary	Fairbanks	503.00	-	64,699	563.97	-	89.19%	-0.29%	503.00	-	89.19%
Fairbanks North Star Borough	Woodriver Elementary	Elementary	Fairbanks	464.91	-	64,408	561.34	-	82.82%	-0.29%	464.91	-	82.82%
Fairbanks North Star Borough	Ladd Elementary	Elementary	Fairbanks	496.48	-	63,455	552.75	-	89.82%	-0.29%	496.48	-	89.82%
Fairbanks North Star Borough	Anne Wien Elementary	Elementary	Fairbanks	385.11	-	63,532	553.44	-	69.59%	-0.29%	385.11	-	69.59%
Fairbanks North Star Borough	Randy Smith Middle School	Secondary	Fairbanks	-	335.55	74,589	-	421.97	79.52%	-0.29%	-	335.55	79.52%
Fairbanks North Star Borough	Hutchison High School	Secondary	Fairbanks	-	408.65	137,524	-	830.91	49.18%	-0.29%	-	408.65	49.18%
Fairbanks North Star Borough	Arctic Light Elementary	Elementary	Ft. Wainwright	535.36	-	68,272	596.07	-	89.82%	0.41%	552.99	-	92.77%
Fairbanks North Star Borough	North Pole High School	Secondary	North Pole	-	735.75	156,362	-	946.44	77.74%	-0.73%	-	735.75	77.74%
Fairbanks North Star Borough	Badger Road Elementary	Elementary	North Pole	475.90	-	61,686	536.74	-	88.66%	-0.73%	475.90	-	88.66%
Fairbanks North Star Borough	North Pole Elementary	Elementary	North Pole	489.45	-	57,154	495.46	-	98.79%	-0.73%	489.45	-	98.79%
Fairbanks North Star Borough	North Pole Middle School	Secondary+6	North Pole	231.15	424.75	113,306	241.34	443.47	95.78%	-0.73%	231.15	424.75	95.78%
Fairbanks North Star Borough	Ticasuk Brown Elementary	Elementary	North Pole	496.30	-	63,761	555.51	-	89.34%	-0.73%	496.30	-	89.34%
Fairbanks North Star Borough	Salcha Elementary	Elementary	Salcha	73.25	-	14,408	82.40	-	88.90%	-3.13%	73.25	-	88.90%
Fairbanks North Star Borough	Two Rivers School	Mixed Grade	Two Rivers	82.40	12.55	22,200	87.96	13.40	93.68%	-0.25%	82.40	12.55	93.68%
Galena City	Sidney C. Huntington Elementary	Elementary	Galena	44.00	-	16,856	102.39	-	42.97%	4.56%	62.86	-	61.39%
Galena City	Sidney C. Huntington Jr/Sr High School	Secondary	Galena	-	46.20	42,694	-	175.84	26.27%	4.56%	-	66.00	37.54%
Galena City	Galena Interior Learning Academy (GILA)	Secondary	Galena	-	220.00	121,904	-	734.04	29.97%	4.56%	-	314.30	42.82%

District Name	School Name	Type of Space	Attendance Area	Current Elementary K-6 ADM	Current Secondary 7-12 ADM	Total Existing GSF	Current Elementary Capacity (in ADM)	Current Secondary Capacity (in ADM)	Current Percent Capacity	Avg Annual ADM Change	8 Year Projected K-6 ADM	8 Year Projected 7-12 ADM	Projected Percent Capacity
Haines Borough	Haines Elementary	Mixed Grade	Haines	132.55	33.50	40,374	225.73	57.05	58.72%	-1.45%	132.55	33.50	58.72%
Haines Borough	Haines High School	Secondary	Haines	-	74.50	40,182	-	158.11	47.12%	-1.45%	-	74.50	47.12%
Hoonah City	Hoonah Elementary	Elementary	Hoonah	67.45	-	11,984	64.51	-	104.55%	-1.26%	67.45	-	104.55%
Hoonah City	Hoonah Jr/Sr High School	Secondary	Hoonah	-	40.30	39,910	-	156.25	25.79%	-1.26%	-	40.30	25.79%
Hydaburg City	Hydaburg School	K-12	Hydaburg	44.20	23.45	45,362	143.61	76.19	30.78%	2.41%	53.50	28.38	37.25%
Iditarod Area	Blackwell School	K-12	Anvik	10.00	7.00	8,720	15.92	11.14	62.82%	3.06%	12.73	8.91	79.96%
Iditarod Area	David Louis Memorial School	K-12	Grayling	27.70	13.00	27,477	72.30	33.93	38.31%	1.06%	30.15	14.15	41.70%
Iditarod Area	Holy Cross School	K-12	Holy Cross	18.50	13.00	20,837	42.87	30.13	43.15%	-5.20%	18.50	13.00	43.15%
Iditarod Area	McGrath School	K-12	McGrath	35.50	14.00	35,545	110.56	43.60	32.11%	2.36%	42.80	16.88	38.71%
Iditarod Area	Top of the Kuskokwim School	K-12	Nikolai	9.00	5.00	9,819	19.98	11.10	45.04%	-2.18%	9.00	5.00	45.04%
Iditarod Area	Innoko River School	K-12	Shageluk	10.80	5.00	16,070	37.32	17.28	28.94%	5.06%	16.03	7.42	42.96%
Iditarod Area	Takotna Community School	K-12	Takotna	8.40	7.00	6,854	11.33	9.44	74.17%	6.32%	13.72	11.43	121.14%
Juneau Borough	Auke Bay Elementary	Elementary	Juneau	405.35	-	49,478	424.30	-	95.53%	-0.42%	405.35	-	95.53%
Juneau Borough	Dzantik'i Heeni Middle School	Secondary+6	Juneau	165.40	319.80	105,000	215.97	417.58	76.58%	-0.42%	165.40	319.80	76.58%
Juneau Borough	Floyd Dryden Middle School	Secondary+6	Juneau	139.80	302.10	75,486	141.23	305.18	98.99%	-0.42%	139.80	302.10	98.99%
Juneau Borough	Gastineau Elementary	Elementary	Juneau	278.95	-	45,433	385.95	-	72.28%	-0.42%	278.95	-	72.28%
Juneau Borough	Glacier Valley Elementary	Elementary	Juneau	376.40	-	52,500	452.54	-	83.18%	-0.42%	376.40	-	83.18%
Juneau Borough	Harborview Elementary	Elementary	Juneau	374.35	-	66,290	578.28	-	64.73%	-0.42%	374.35	-	64.73%
Juneau Borough	Juneau-Douglas High School	Secondary	Juneau	-	591.20	190,738	-	1,155.69	51.16%	-0.42%	-	591.20	51.16%
Juneau Borough	Riverbend Elementary	Elementary	Juneau	315.25	-	57,493	498.56	-	63.23%	-0.42%	315.25	-	63.23%
Juneau Borough	Mendenhall River Community School	Elementary	Juneau	345.79	-	58,000	503.20	-	68.72%	-0.42%	345.79	-	68.72%
Juneau Borough	Thunder Mountain High School	Secondary	Juneau	-	727.50	183,697	-	1,112.92	65.37%	-0.42%	-	727.50	65.37%
Juneau Borough	Yaakoosge Daakahidi Alt. H.S. & Montessori	Mixed Grade	Juneau	142.00	157.80	72,135	238.49	157.80	59.54%	-0.42%	238.49	157.80	59.54%
Kake City	Kake Elementary & High School	K-12	Kake	54.00	42.00	82,256	303.15	235.78	17.81%	0.63%	56.76	44.15	18.72%
Kashunamiut	Chevak School	K-12	Chevak	220.85	121.50	72,023	298.76	164.36	73.92%	1.19%	242.77	133.56	81.26%
Kenai Peninsula Borough	Cooper Landing School	K-12	Cooper Landing	17.00	1.00	8,324	25.88	1.52	65.68%	11.34%	40.15	2.36	155.11%
Kenai Peninsula Borough	Chapman School	Mixed Grade	Homer	97.95	16.05	25,348	109.93	18.01	89.11%	0.21%	99.60	16.32	90.61%
Kenai Peninsula Borough	McNeil Canyon Elementary	Elementary	Homer	124.75	-	32,750	260.28	-	47.93%	0.21%	126.86	-	48.74%
Kenai Peninsula Borough	Paul Banks Elementary	Elementary	Homer	197.68	-	33,414	267.08	-	74.01%	0.21%	201.01	-	75.26%
Kenai Peninsula Borough	Homer High School	Secondary	Homer	-	381.29	158,200	-	957.67	39.81%	0.21%	-	387.73	40.49%
Kenai Peninsula Borough	Homer Middle School	Secondary	Homer	-	194.91	65,556	-	354.99	54.91%	0.21%	-	198.20	55.83%
Kenai Peninsula Borough	West Homer Elementary	Elementary	Homer	253.36	-	52,500	452.54	-	55.99%	0.21%	257.64	-	56.93%
Kenai Peninsula Borough	Homer Flex School	Secondary	Homer	-	37.60	5,405	-	12.34	304.61%	0.21%	-	38.23	309.76%
Kenai Peninsula Borough	Hope School	K-12	Hope	11.00	6.00	13,500	28.70	15.65	38.33%	9.76%	23.17	12.64	80.75%
Kenai Peninsula Borough	Kenai Central High School	Secondary	Kenai	-	457.91	189,507	-	1,148.22	39.88%	-0.47%	-	457.91	39.88%
Kenai Peninsula Borough	Kenai Middle School	Secondary+6	Kenai	128.03	247.41	85,476	174.27	336.78	73.47%	-0.47%	128.03	247.41	73.47%
Kenai Peninsula Borough	Mt. View Elementary	Elementary	Kenai	418.58	-	50,000	429.20	-	97.52%	-0.47%	418.58	-	97.52%
Kenai Peninsula Borough	Kenai Alternative High School	Secondary	Kenai	3.50	67.25	17,315	2.40	46.10	145.88%	-0.47%	3.50	67.25	145.88%
Kenai Peninsula Borough	Aurora Borealis Charter School	Mixed Grade	Kenai	163.70	30.00	28,252	131.54	24.11	124.45%	-0.47%	163.70	30.00	124.45%
Kenai Peninsula Borough	Kaleidoscope School of Arts & Science	Elementary	Kenai	253.85	-	35,440	287.69	-	88.24%	-0.47%	253.85	-	88.24%
Kenai Peninsula Borough	Moose Pass School	Mixed Grade	Moose Pass	11.00	-	8,989	29.52	-	37.26%	-9.37%	11.00	-	37.26%
Kenai Peninsula Borough	Nanwalek School	K-12	Nanwalek	52.00	30.75	14,832	30.92	18.29	168.16%	2.23%	62.01	36.67	200.54%

District Name	School Name	Type of Space	Attendance Area	Current Elementary K-6 ADM	Current Secondary 7-12 ADM	Total Existing GSF	Current Elementary Capacity (in ADM)	Current Secondary Capacity (in ADM)	Current Percent Capacity	Avg Annual ADM Change	8 Year Projected K-6 ADM	8 Year Projected 7-12 ADM	Projected Percent Capacity
Kenai Peninsula Borough	Nikiski North Star Elementary	Elementary	Nikiski	361.25	-	50,000	429.20	-	84.17%	0.17%	366.26	-	85.34%
Kenai Peninsula Borough	Nikiski Middle/Senior High School	Secondary+6	Nikiski	45.65	327.99	117,504	86.82	623.78	52.58%	0.17%	46.28	332.54	53.31%
Kenai Peninsula Borough	Nikolaevsk School	K-12	Nikolaevsk	24.50	41.00	21,449	27.03	45.23	90.65%	-1.31%	24.50	41.00	90.65%
Kenai Peninsula Borough	Ninilchik School	K-12	Ninilchik	53.55	69.45	55,299	120.57	156.37	44.42%	-3.32%	53.55	69.45	44.42%
Kenai Peninsula Borough	Port Graham School	K-12	Port Graham	24.25	12.25	12,568	27.26	13.77	88.95%	10.01%	52.04	26.29	190.87%
Kenai Peninsula Borough	Susan B English School	K-12	Seldovia	16.00	16.00	59,208	158.88	158.88	10.07%	-6.38%	16.00	16.00	10.07%
Kenai Peninsula Borough	William H. Seward Elementary School	Elementary	Seward	282.81	-	52,199	449.74	-	62.88%	1.09%	308.46	-	68.59%
Kenai Peninsula Borough	Seward High School	Secondary	Seward	-	188.95	75,373	-	427.61	44.19%	1.09%	-	206.08	48.19%
Kenai Peninsula Borough	Seward Middle School	Secondary+6	Seward	34.00	91.65	37,500	47.14	127.08	72.12%	1.09%	37.08	99.96	78.66%
Kenai Peninsula Borough	Kalifornsky Beach Elementary	Elementary	Soldotna	407.88	-	46,935	400.27	-	101.90%	-0.68%	407.88	-	101.90%
Kenai Peninsula Borough	Soldotna Elementary	Elementary	Soldotna	301.89	-	35,215	285.42	-	105.77%	-0.68%	301.89	-	105.77%
Kenai Peninsula Borough	Skyview Middle School	Secondary	Soldotna	-	413.40	117,101	-	703.94	58.73%	-0.68%	-	413.40	58.73%
Kenai Peninsula Borough	Sterling Elementary	Elementary	Soldotna	217.94	-	35,507	288.37	-	75.58%	-0.68%	217.94	-	75.58%
Kenai Peninsula Borough	Tustumena Elementary	Elementary	Soldotna	170.90	-	46,679	397.84	-	42.96%	-0.68%	170.90	-	42.96%
Kenai Peninsula Borough	Soldotna High School	Secondary	Soldotna	-	554.23	154,637	-	935.90	59.22%	-0.68%	-	554.23	59.22%
Kenai Peninsula Borough	Redoubt Elementary	Elementary	Soldotna	349.40	-	46,639	397.46	-	87.91%	-0.68%	349.40	-	87.91%
Kenai Peninsula Borough	Soldotna Prep School	Secondary	Soldotna	-	198.60	60,176	-	313.26	63.40%	-0.68%	-	198.60	63.40%
Kenai Peninsula Borough	River City Academy	Secondary	Soldotna	-	80.85	24,579	-	73.12	110.58%	-0.68%	-	80.85	110.58%
Kenai Peninsula Borough	Soldotna Montessori Charter School	Elementary	Soldotna	164.83	-	18,962	121.06	-	136.15%	-0.68%	164.83	-	136.15%
Kenai Peninsula Borough	Tebughna School	K-12	Tyonek	20.00	9.00	25,976	68.17	30.68	29.34%	-1.43%	20.00	9.00	29.34%
Ketchikan Gateway Borough	Houghtaling Elementary	Elementary	Ketchikan	381.30	-	62,500	544.11	-	70.08%	0.99%	412.68	-	75.84%
Ketchikan Gateway Borough	Ketchikan High School	Secondary	Ketchikan	-	605.54	180,614	-	1,094.18	55.34%	0.99%	-	655.37	59.90%
Ketchikan Gateway Borough	Schoenbar Middle School	Secondary	Ketchikan	-	284.75	66,048	-	358.74	79.38%	0.99%	-	308.18	85.91%
Ketchikan Gateway Borough	Fawn Mountain Elementary	Elementary	Ketchikan	260.30	-	43,884	371.07	-	70.15%	0.99%	281.72	-	75.92%
Ketchikan Gateway Borough	Point Higgins School	Elementary	Ketchikan	255.90	-	55,040	476.04	-	53.76%	0.99%	276.96	-	58.18%
Ketchikan Gateway Borough	Revilla Jr/Sr High School	Secondary	Ketchikan	-	98.15	10,000	-	24.14	406.60%	0.99%	-	106.23	440.06%
Ketchikan Gateway Borough	Ketchikan Charter School & Tongass School	Mixed Grade	Ketchikan	291.30	51.00	41,262	203.86	35.69	142.89%	0.99%	315.27	55.20	154.65%
Klawock City	Klawock City School	K-12	Klawock	74.60	53.55	44,450	120.52	86.52	61.90%	0.55%	77.95	55.95	64.67%
Kodiak Island Borough	Akhiok School	K-12	Akhiok	17.00	10.00	8,240	16.14	9.50	105.31%	7.53%	30.40	17.88	188.29%
Kodiak Island Borough	Chiniak School	K-12	Chiniak	19.85	6.00	8,980	22.14	6.69	89.66%	0.00%	19.85	6.00	89.66%
Kodiak Island Borough	Karluk School	K-12	Karluk	2.00	8.00	8,240	4.78	19.11	41.85%	0.10%	2.02	8.07	42.20%
Kodiak Island Borough	East Elementary	Elementary	Kodiak	282.00	-	40,712	340.22	-	82.89%	-1.33%	282.00	-	82.89%
Kodiak Island Borough	Kodiak High School	Secondary	Kodiak	-	662.75	159,741	-	967.08	68.53%	-1.33%	-	662.75	68.53%
Kodiak Island Borough	Peterson Elementary	Elementary	Kodiak	260.13	-	40,287	336.05	-	77.41%	-1.33%	260.13	-	77.41%
Kodiak Island Borough	Kodiak Middle School	Secondary+6	Kodiak	165.00	294.45	65,494	136.28	243.20	121.07%	-1.33%	165.00	294.45	121.07%
Kodiak Island Borough	Main Elementary	Elementary	Kodiak	225.75	-	45,730	388.79	-	58.06%	-1.33%	225.75	-	58.06%
Kodiak Island Borough	North Star Elementary	Elementary	Kodiak	219.90	-	39,600	329.28	-	66.78%	-1.33%	219.90	-	66.78%
Kodiak Island Borough	Larsen Bay School	K-12	Larsen Bay	7.00	9.00	20,026	29.48	37.91	23.74%	4.97%	10.32	13.27	35.00%
Kodiak Island Borough	Old Harbor School	K-12	Old Harbor	23.25	7.00	21,031	59.12	17.80	39.33%	-4.55%	23.25	7.00	39.33%
Kodiak Island Borough	Ouzinkie School	K-12	Ouzinkie	12.00	7.00	14,604	30.55	17.82	39.28%	-5.14%	12.00	7.00	39.28%
Kodiak Island Borough	Port Lions School	K-12	Port Lions	7.00	5.00	20,327	41.28	29.48	16.96%	-10.36%	7.00	5.00	16.96%
Kuspuk	Auntie Mary Nicoli Elementary	Elementary	Aniak	81.05	-	18,159	113.79	-	71.23%	2.80%	101.07	-	88.82%

District Name	School Name	Type of Space	Attendance Area	Current Elementary K-6 ADM	Current Secondary 7-12 ADM	Total Existing GSF	Current Elementary Capacity (in ADM)	Current Secondary Capacity (in ADM)	Current Percent Capacity	Avg Annual ADM Change	8 Year Projected K-6 ADM	8 Year Projected 7-12 ADM	Projected Percent Capacity
Kuspuk	Aniak Jr/Sr High School	Secondary	Aniak	-	58.40	53,300	-	258.37	22.60%	2.80%	-	72.83	28.19%
Kuspuk	Crow Village Sam School	K-12	Chuathbaluk	13.00	6.00	11,524	25.57	11.80	50.84%	-3.48%	13.00	6.00	50.84%
Kuspuk	Johnnie John Sr. School	K-12	Crooked Creek	14.80	3.40	10,762	28.85	6.63	51.31%	-7.09%	14.80	3.40	51.31%
Kuspuk	Joseph S. & Olinga Gregory Elementary	Elementary	Lower Kalskag	42.05	-	13,034	72.03	-	58.38%	1.70%	48.12	-	66.81%
Kuspuk	Zackar Levi Elementary	Elementary	Lower Kalskag	42.00	-	9,828	50.17	-	83.72%	1.70%	48.06	-	95.80%
Kuspuk	George Morgan Sr. H.S.	Secondary	Lower Kalskag	-	53.75	19,823	-	54.75	98.18%	1.70%	-	61.51	112.35%
Kuspuk	Jack Egnaty Sr. School	K-12	Sleetmute	7.60	3.00	10,278	23.75	9.37	32.00%	0.42%	7.86	3.10	33.09%
Kuspuk	Gusty Michael School	K-12	Stony River	11.00	4.50	11,482	26.54	10.86	41.45%	5.59%	17.00	6.95	64.05%
Lake and Peninsula Borough	Chignik Bay School	K-12	Chignik Bay	12.00	3.00	21,937	65.37	16.34	18.36%	0.00%	12.00	3.00	18.36%
Lake and Peninsula Borough	Chignik Lagoon School	K-12	Chignik Lagoon	4.00	6.00	13,502	16.95	25.42	23.60%	-4.89%	4.00	6.00	23.60%
Lake and Peninsula Borough	Chignik Lake School	K-12	Chignik Lake	7.38	11.70	21,270	27.73	43.99	26.60%	1.04%	8.01	12.71	28.89%
Lake and Peninsula Borough	Igiugig School	K-12	Igiugig	11.00	7.00	9,329	17.86	11.37	61.57%	7.63%	19.81	12.61	110.91%
Lake and Peninsula Borough	Kokhanok School	K-12	Kokhanok	22.75	9.20	16,711	40.94	16.56	55.56%	-2.85%	22.75	9.20	55.56%
Lake and Peninsula Borough	Levelock School	K-12	Levelock	15.75	6.60	20,300	51.13	21.43	30.80%	0.89%	16.91	7.08	33.06%
Lake and Peninsula Borough	Newhalen School	K-12	Newhalen	35.65	23.00	29,598	70.00	45.16	50.93%	-3.00%	35.65	23.00	50.93%
Lake and Peninsula Borough	Nondalton School	K-12	Nondalton	18.50	8.00	19,382	47.80	20.67	38.70%	-1.94%	18.50	8.00	38.70%
Lake and Peninsula Borough	Perryville School	K-12	Perryville	8.00	8.00	17,704	29.48	29.48	27.14%	-4.56%	8.00	8.00	27.14%
Lake and Peninsula Borough	Pilot Point School	K-12	Pilot Point	9.00	3.00	11,465	28.21	9.40	31.90%	0.33%	9.24	3.08	32.75%
Lake and Peninsula Borough	Tanalian School	K-12	Port Alsworth	22.50	35.00	21,886	29.08	45.24	77.37%	8.39%	42.86	66.67	147.39%
Lake and Peninsula Borough	Meshik School	K-12	Port Heiden	12.00	3.25	13,895	37.06	10.04	32.38%	-3.25%	12.00	3.25	32.38%
Lower Kuskokwim	Joann A. Alexie Memorial School	K-12	Atmautluak	59.35	50.00	20,716	38.96	32.82	152.33%	2.20%	70.63	59.50	181.29%
Lower Kuskokwim	Mikelnguut Elitnaurviat	Elementary	Bethel	254.85	-	22,037	150.38	-	169.47%	-0.19%	254.85	-	169.47%
Lower Kuskokwim	Gladys Jung Elementary	Elementary	Bethel	337.05	-	51,036	438.90	-	76.79%	-0.19%	337.05	-	76.79%
Lower Kuskokwim	Bethel Regional High School	Secondary	Bethel	-	463.40	81,516	-	470.99	98.39%	-0.19%	-	463.40	98.39%
Lower Kuskokwim	Ayaprun Elitnaurvik	Elementary	Bethel	163.40	-	37,223	305.64	-	53.46%	-0.19%	163.40	-	53.46%
Lower Kuskokwim	Chapatnguak School	K-12	Chefornak	85.30	59.90	52,458	159.22	111.81	53.57%	-0.59%	85.30	59.90	53.57%
Lower Kuskokwim	Eek School	K-12	Eek	60.50	44.00	17,274	33.69	24.50	179.60%	2.41%	73.22	53.25	217.36%
Lower Kuskokwim	Rocky Mountain School	K-12	Goodnews Bay	40.75	12.35	16,810	44.95	13.62	90.65%	-1.63%	40.75	12.35	90.65%
Lower Kuskokwim	Akula Elitnaurvik School	K-12	Kasigluk	66.00	43.05	25,972	58.56	38.20	112.71%	0.96%	71.26	46.48	121.69%
Lower Kuskokwim	Akiuk Memorial School	K-12	Kasigluk	50.05	40.05	21,428	41.67	33.35	120.10%	0.96%	54.04	43.24	129.67%
Lower Kuskokwim	Chief Paul Memorial School	K-12	Kipnuk	122.20	88.25	48,890	139.89	101.03	87.35%	0.37%	125.82	90.86	89.94%
Lower Kuskokwim	Ayagina'ar Elitnaurvik	K-12	Kongiganak	103.50	70.60	31,752	75.11	51.24	137.79%	3.07%	131.83	89.92	175.51%
Lower Kuskokwim	Ket'acik/Aapalluk Memorial School	K-12	Kwethluk	165.15	99.60	35,696	93.91	56.64	175.85%	0.82%	176.29	106.32	187.72%
Lower Kuskokwim	Kwigillingok School	K-12	Kwigillingok	68.70	50.00	32,386	74.83	54.46	91.80%	0.56%	71.86	52.30	96.02%
Lower Kuskokwim	Nuniwarmiut School	K-12	Mekoryuk	30.75	15.70	16,880	38.13	19.47	80.65%	6.45%	50.70	25.88	132.97%
Lower Kuskokwim	William Miller Memorial School	K-12	Napakiak	45.00	34.75	24,987	51.43	39.71	87.50%	0.10%	45.36	35.03	88.20%
Lower Kuskokwim	Z. John Williams Memorial School	K-12	Napaskiak	88.50	70.35	24,314	48.96	38.92	180.77%	-0.22%	88.50	70.35	180.77%
Lower Kuskokwim	Ayaprun School	K-12	Newtok	69.05	57.85	27,798	56.67	47.48	121.84%	0.27%	70.53	59.09	124.45%
Lower Kuskokwim	Negtemiut Elitnaurviat School	K-12	Nightmute	40.30	30.95	16,209	30.47	23.40	132.27%	-2.96%	40.30	30.95	132.27%
Lower Kuskokwim	Anna Tobeluk Memorial School	K-12	Nunapitchuk	124.45	90.40	31,218	71.19	51.71	174.82%	3.96%	169.74	123.30	238.44%
Lower Kuskokwim	Qugcuun Memorial School	K-12	Oscarville	6.80	9.40	5,768	7.12	9.84	95.51%	-6.39%	6.80	9.40	95.51%
Lower Kuskokwim	Arviq School	K-12	Platinum	7.00	5.75	4,518	7.36	6.05	95.05%	0.25%	7.14	5.86	96.94%

District Name	School Name	Type of Space	Attendance Area	Current Elementary K-6 ADM	Current Secondary 7-12 ADM	Total Existing GSF	Current Elementary Capacity (in ADM)	Current Secondary Capacity (in ADM)	Current Percent Capacity	Avg Annual ADM Change	8 Year Projected K-6 ADM	8 Year Projected 7-12 ADM	Projected Percent Capacity
Lower Kuskokwim	Kuinerrarmiut Elitnaurviat	K-12	Quinhagak	136.30	97.30	53,152	161.31	115.15	84.50%	1.31%	151.20	107.94	93.73%
Lower Kuskokwim	Nelson Island Area School	K-12	Toksook Bay	87.30	99.75	30,555	54.05	61.76	161.51%	-1.68%	87.30	99.75	161.51%
Lower Kuskokwim	Lewis Angapak Memorial School	K-12	Tuntutuliak	76.00	73.90	21,622	38.05	37.00	199.71%	2.04%	89.32	86.85	234.71%
Lower Kuskokwim	Paul T. Albert Memorial School	K-12	Tununak	52.90	49.55	23,621	43.34	40.59	122.06%	-1.20%	52.90	49.55	122.06%
Lower Yukon	Alakanuk School	K-12	Alakanuk	128.55	95.10	54,784	171.07	126.56	75.14%	-0.58%	128.55	95.10	75.14%
Lower Yukon	Emmonak School	K-12	Emmonak	135.90	79.40	44,752	134.59	78.63	100.98%	-0.72%	135.90	79.40	100.98%
Lower Yukon	Hooper Bay School	K-12	Hooper Bay	271.65	179.10	73,864	283.87	187.16	95.70%	1.46%	305.10	201.15	107.48%
Lower Yukon	Kotlik School	K-12	Kotlik	114.60	59.50	42,199	129.20	67.08	88.70%	-0.66%	114.60	59.50	88.70%
Lower Yukon	Marshall School	K-12	Marshall	78.35	62.85	41,487	102.22	82.00	76.65%	0.35%	80.58	64.64	78.83%
Lower Yukon	Mountain Village School	K-12	Mountain Village	140.10	72.50	47,164	154.65	80.03	90.59%	-1.60%	140.10	72.50	90.59%
Lower Yukon	Pilot Station School	K-12	Pilot Station	112.75	62.10	48,855	159.36	87.77	70.75%	1.50%	127.06	69.98	79.73%
Lower Yukon	Russian Mission School	K-12	Russian Mission	81.65	43.80	31,844	83.91	45.01	97.31%	1.79%	94.13	50.50	112.19%
Lower Yukon	Scammon Bay School	K-12	Scammon Bay	116.35	99.85	44,210	108.70	93.29	107.03%	-0.60%	116.35	99.85	107.03%
Lower Yukon	Sheldon Point School	K-12	Sheldon Point	26.00	25.25	27,106	50.66	49.20	51.32%	-2.44%	26.00	25.25	51.32%
Matanuska-Susitna Borough	Colony Middle School	Secondary+6	Colony	221.85	521.05	120,000	216.77	509.13	102.34%	0.04%	222.62	522.87	102.70%
Matanuska-Susitna Borough	Colony High School	Secondary	Colony	-	1,134.80	194,000	-	1,175.50	96.54%	0.04%	-	1,138.76	96.87%
Matanuska-Susitna Borough	Cottonwood Creek Elementary	Elementary	Colony	492.60	-	49,550	424.98	-	115.91%	0.04%	494.32	-	116.32%
Matanuska-Susitna Borough	Finger Lake Elementary	Elementary	Colony	368.23	-	53,457	461.41	-	79.80%	0.04%	369.51	-	80.08%
Matanuska-Susitna Borough	Pioneer Peak Elementary	Elementary	Colony	431.40	-	49,550	424.98	-	101.51%	0.04%	432.90	-	101.87%
Matanuska-Susitna Borough	Glacier View School	K-12	Glacier View	18.25	14.00	20,343	39.93	30.63	45.70%	-2.25%	18.25	14.00	45.70%
Matanuska-Susitna Borough	Houston High School	Secondary	Houston	-	389.30	88,240	-	517.02	75.30%	-1.52%	-	389.30	75.30%
Matanuska-Susitna Borough	Willow Elementary	Elementary	Houston	131.00	-	33,797	271.00	-	48.34%	-1.52%	131.00	-	48.34%
Matanuska-Susitna Borough	Big Lake Elementary	Elementary	Houston	387.53	-	57,240	496.25	-	78.09%	-1.52%	387.53	-	78.09%
Matanuska-Susitna Borough	Meadow Lakes Elementary	Elementary	Houston	418.28	-	54,378	469.93	-	89.01%	-1.52%	418.28	-	89.01%
Matanuska-Susitna Borough	Houston Middle School	Secondary+6	Houston	137.25	201.35	93,152	226.86	332.81	60.50%	-1.52%	137.25	201.35	60.50%
Matanuska-Susitna Borough	Palmer Middle School	Secondary+6	Palmer	208.55	350.65	128,452	289.99	487.59	71.92%	0.52%	217.45	365.61	74.98%
Matanuska-Susitna Borough	Palmer High School	Secondary	Palmer	-	807.45	196,606	-	1,191.32	67.78%	0.52%	-	841.90	70.67%
Matanuska-Susitna Borough	Sherrod Elementary	Elementary	Palmer	428.15	-	54,378	469.93	-	91.11%	0.52%	446.42	-	95.00%
Matanuska-Susitna Borough	Swanson Elementary	Elementary	Palmer	446.55	-	50,135	430.47	-	103.74%	0.52%	465.60	-	108.16%
Matanuska-Susitna Borough	Butte Elementary	Elementary	Palmer	274.10	-	49,550	424.98	-	64.50%	0.52%	285.80	-	67.25%
Matanuska-Susitna Borough	Sutton Elementary	Elementary	Palmer	60.29	-	25,414	184.46	-	32.68%	0.52%	62.86	-	34.08%
Matanuska-Susitna Borough	Fred and Sara Machetzan Elementary School	Elementary	Palmer	472.20	-	52,556	453.06	-	104.23%	0.52%	492.35	-	108.67%
Matanuska-Susitna Borough	Academy Charter School	Mixed Grade	Palmer	195.00	49.25	44,314	258.26	65.23	75.51%	0.52%	203.32	51.35	78.73%
Matanuska-Susitna Borough	Susitna Valley High	Secondary+6	Susitna Valley	22.00	166.80	50,578	31.82	241.26	69.14%	1.42%	24.64	186.78	77.42%
Matanuska-Susitna Borough	Trapper Creek Elementary	Elementary	Susitna Valley	24.15	-	16,080	95.84	-	25.20%	1.42%	27.04	-	28.22%
Matanuska-Susitna Borough	Talkeetna Elementary	Elementary	Susitna Valley	111.95	-	28,595	217.35	-	51.51%	1.42%	125.36	-	57.68%
Matanuska-Susitna Borough	Iditarod Elementary	Elementary	Wasilla	381.90	-	50,974	438.32	-	87.13%	1.96%	445.89	-	101.73%
Matanuska-Susitna Borough	Wasilla High School	Secondary	Wasilla	-	1,028.95	200,686	-	1,216.08	84.61%	1.96%	-	1,201.37	98.79%
Matanuska-Susitna Borough	Wasilla Middle School	Secondary+6	Wasilla	211.45	371.80	128,838	282.76	497.18	74.78%	1.96%	246.88	434.10	87.31%
Matanuska-Susitna Borough	Tanaina Elementary	Elementary	Wasilla	423.50	-	53,457	461.41	-	91.78%	1.96%	494.46	-	107.16%
Matanuska-Susitna Borough	Snowshoe Elementary	Elementary	Wasilla	406.20	-	49,550	424.98	-	95.58%	1.96%	474.27	-	111.60%
Matanuska-Susitna Borough	Goose Bay Elementary	Elementary	Wasilla	319.10	-	53,457	461.41	-	69.16%	1.96%	372.57	-	80.75%

District Name	School Name	Type of Space	Attendance Area	Current Elementary K-6 ADM	Current Secondary 7-12 ADM	Total Existing GSF	Current Elementary Capacity (in ADM)	Current Secondary Capacity (in ADM)	Current Percent Capacity	Avg Annual ADM Change	8 Year Projected K-6 ADM	8 Year Projected 7-12 ADM	Projected Percent Capacity
Matanuska-Susitna Borough	Larson Elementary	Elementary	Wasilla	408.90	-	54,378	469.93	-	87.01%	1.96%	477.42	-	101.59%
Matanuska-Susitna Borough	Teeland Middle School	Secondary+6	Wasilla	257.20	488.90	134,539	280.85	533.86	91.58%	1.96%	300.30	570.82	106.92%
Matanuska-Susitna Borough	John Shaw Elementary	Elementary	Wasilla	407.45	-	54,378	469.93	-	86.70%	1.96%	475.73	-	101.23%
Matanuska-Susitna Borough	Knik Elementary School	Elementary	Wasilla	283.10	-	54,378	469.93	-	60.24%	1.96%	330.54	-	70.34%
Matanuska-Susitna Borough	Mat-Su Career & Tech Ed High School	Secondary	Wasilla	-	580.55	111,670	-	669.65	86.69%	1.96%	-	677.83	101.22%
Matanuska-Susitna Borough	Joe Redington Senior Jr/Sr High School	Secondary+6	Wasilla	120.20	401.00	95,318	132.21	441.05	90.92%	1.96%	140.34	468.19	106.15%
Matanuska-Susitna Borough	Dena'ina Elementary School	Elementary	Wasilla	400.75	-	44,129	373.43	-	107.31%	1.96%	467.90	-	125.30%
Matanuska-Susitna Borough	Burchell High School	Secondary	Wasilla	-	252.55	34,602	-	122.72	205.80%	1.96%	-	294.87	240.29%
Matanuska-Susitna Borough	Valley Pathways	Secondary	Wasilla	-	178.80	46,004	-	200.59	89.14%	1.96%	-	208.76	104.07%
Matanuska-Susitna Borough	Mat-Su Day School	K-12	Wasilla	18.60	65.93	21,982	15.87	56.25	117.20%	1.96%	21.72	76.97	136.84%
Mount Edgecumbe	Mt. Edgecumbe High School	Secondary	Mt. Edgecumbe	-	431.25	109,590	-	656.44	65.69%	0.17%	-	437.19	66.60%
Nenana City	Nenana City School	K-12	Nenana	52.00	119.75	68,668	111.59	256.97	46.60%	-1.91%	52.00	119.75	46.60%
Nome Public Schools	Nome Elementary	Elementary	Nome	384.45	-	61,605	536.01	-	71.72%	0.39%	396.68	-	74.01%
Nome Public Schools	Nome-Beltz Jr/Sr High	Secondary	Nome	-	227.05	124,669	-	751.29	30.22%	0.39%	-	234.27	31.18%
North Slope Borough	Nunamiut School	K-12	Anaktuvuk Pass	57.20	39.90	38,353	97.50	68.01	58.66%	3.33%	74.32	51.84	76.22%
North Slope Borough	Meade River School	K-12	Atkasuk	46.30	28.00	44,621	131.84	79.73	35.12%	0.83%	49.48	29.92	37.53%
North Slope Borough	Fred Ipalook Elementary	Elementary	Barrow	538.30	-	174,594	1,531.53	-	35.15%	2.19%	640.10	-	41.80%
North Slope Borough	Barrow High School	Secondary	Barrow	-	231.05	123,734	-	745.47	30.99%	2.19%	-	274.75	36.86%
North Slope Borough	Eben Hopson Middle School	Secondary+6	Barrow	98.30	157.05	89,543	206.68	330.21	47.56%	2.19%	116.89	186.75	56.56%
North Slope Borough	Kiita Learning Community	Secondary	Barrow	-	46.46	10,021	-	24.20	192.02%	2.19%	-	55.25	228.34%
North Slope Borough	Harold Kaveolook School	K-12	Kaktovik	31.00	20.30	42,501	117.58	77.00	26.36%	0.71%	32.80	21.48	27.90%
North Slope Borough	Nuiqsut Trapper School	K-12	Nuiqsut	90.50	34.05	53,454	216.49	81.45	41.80%	5.56%	139.48	52.48	64.43%
North Slope Borough	Tikigaq School	K-12	Point Hope	138.60	90.20	77,767	307.94	200.40	45.01%	2.46%	168.32	109.54	54.66%
North Slope Borough	Kali School	K-12	Point Lay	50.75	36.10	38,708	97.91	69.64	51.84%	4.49%	72.10	51.29	73.65%
North Slope Borough	Alak School	K-12	Wainwright	88.50	60.15	62,364	214.95	146.09	41.17%	0.90%	95.06	64.61	44.23%
Northwest Arctic Borough	Ambler School	K-12	Ambler	41.10	29.05	39,197	100.08	70.74	41.07%	2.67%	50.76	35.87	50.71%
Northwest Arctic Borough	Buckland School	K-12	Buckland	105.20	64.63	43,122	123.99	76.17	84.84%	1.04%	114.28	70.20	92.17%
Northwest Arctic Borough	Deering School	K-12	Deering	31.65	6.70	12,202	33.77	7.15	93.71%	4.55%	45.18	9.56	133.76%
Northwest Arctic Borough	Kiana School	K-12	Kiana	59.70	54.80	39,011	86.58	79.48	68.95%	1.52%	67.36	61.83	77.79%
Northwest Arctic Borough	McQueen School	K-12	Kivalina	87.05	42.70	21,104	50.68	24.86	171.76%	2.57%	106.65	52.32	210.44%
Northwest Arctic Borough	Kobuk School	K-12	Kobuk	32.75	13.15	17,364	42.95	17.24	76.26%	3.74%	43.93	17.64	102.28%
Northwest Arctic Borough	June Nelson Elementary	Elementary	Kotzebue	349.85	-	79,301	694.30	-	50.39%	-0.35%	349.85	-	50.39%
Northwest Arctic Borough	Kotzebue Middle/High School	Secondary+6	Kotzebue	55.45	279.05	80,680	79.61	400.63	69.65%	-0.35%	55.45	279.05	69.65%
Northwest Arctic Borough	Napaaqtugmiut School	K-12	Noatak	108.00	68.75	51,004	159.75	101.69	67.60%	2.38%	130.33	82.96	81.58%
Northwest Arctic Borough	Aqqaq High/Noorvik Elementary	K-12	Noorvik	116.13	65.65	64,340	247.64	140.00	46.89%	-0.64%	116.13	65.65	46.89%
Northwest Arctic Borough	Davis-Ramoth School	K-12	Selawik	146.55	102.35	54,412	169.56	118.42	86.43%	0.22%	149.13	104.15	87.95%
Northwest Arctic Borough	Shungnak School	K-12	Shungnak	48.85	34.00	23,444	49.85	34.70	97.98%	1.98%	57.14	39.77	114.61%
Pelican City	Pelican School	K-12	Pelican	7.00	3.00	17,444	42.25	18.11	16.57%	-2.36%	7.00	3.00	16.57%
Petersburg Borough	Rae C. Stedman Elementary	Elementary	Petersburg	225.61	-	33,158	264.46	-	85.31%	-0.95%	225.61	-	85.31%
Petersburg Borough	Petersburg High School	Secondary	Petersburg	-	155.25	55,705	-	277.69	55.91%	-0.95%	-	155.25	55.91%
Petersburg Borough	Mitkof Middle School	Secondary+6	Petersburg	29.00	62.50	32,535	43.93	94.67	66.02%	-0.95%	29.00	62.50	66.02%
Pribilof	St George School	Mixed Grade	St. George	6.00	-	14,352	53.93	-	11.13%	-10.49%	6.00	-	11.13%

District Name	School Name	Type of Space	Attendance Area	Current Elementary K-6 ADM	Current Secondary 7-12 ADM	Total Existing GSF	Current Elementary Capacity (in ADM)	Current Secondary Capacity (in ADM)	Current Percent Capacity	Avg Annual ADM Change	8 Year Projected K-6 ADM	8 Year Projected 7-12 ADM	Projected Percent Capacity
Pribilof	St Paul School	K-12	St. Paul	42.00	11.00	30,000	97.93	25.65	42.89%	-6.41%	42.00	11.00	42.89%
Saint Mary's	Saint Mary's School	K-12	St. Mary's	116.85	83.70	58,872	190.43	136.40	61.36%	1.74%	134.10	96.05	70.42%
Sitka	Baranof Elementary	Elementary	Sitka	190.66	-	51,152	439.98	-	43.33%	-0.32%	190.66	-	43.33%
Sitka	Blatchley Middle School	Secondary+6	Sitka	81.50	177.35	96,909	183.63	399.59	44.38%	-0.32%	81.50	177.35	44.38%
Sitka	Sitka High School	Secondary	Sitka	-	343.40	144,730	-	875.23	39.24%	-0.32%	-	343.40	39.24%
Sitka	Keet Gooshee Heen Elementary	Elementary	Sitka	415.90	-	71,973	629.16	-	66.10%	-0.32%	415.90	-	66.10%
Sitka	Pacific High School	Secondary	Sitka	-	35.30	5,500	-	12.57	280.73%	-0.32%	-	35.30	280.73%
Skagway	Skagway School	K-12	Skagway	73.05	40.00	39,950	115.99	63.51	62.98%	3.71%	97.77	53.54	84.29%
Southeast Island	Howard Valentine Coffman Cove School	K-12	Coffman Cove	11.40	6.00	9,723	20.19	10.63	56.46%	12.22%	28.68	15.09	142.02%
Southeast Island	Hollis School	K-12	Hollis	17.50	6.00	3,960	8.99	3.08	194.71%	12.64%	45.36	15.55	504.66%
Southeast Island	Barry Craig Stewart Kasaan School	K-12	Kasaan	5.00	7.00	4,312	5.22	7.30	95.85%	3.62%	6.65	9.31	127.41%
Southeast Island	Naukati School	K-12	Naukati	16.50	5.00	12,774	32.71	9.91	50.44%	13.81%	46.45	14.08	142.00%
Southeast Island	Port Alexander School	K-12	Port Alexander	8.00	3.00	4,485	9.96	3.74	80.31%	0.84%	8.56	3.21	85.89%
Southeast Island	Thorne Bay School	K-12	Thorne Bay	33.90	34.85	44,060	97.49	100.23	34.77%	-0.99%	33.90	34.85	34.77%
Southeast Island	Whale Pass School	K-12	Whale Pass	13.00	3.00	3,352	8.34	1.93	155.79%	0.00%	13.00	3.00	155.79%
Southwest Region	Aleknagik School	K-12	Aleknagik	12.30	13.00	14,276	22.29	23.56	55.18%	-3.00%	12.30	13.00	55.18%
Southwest Region	William "Sonny" Nelson School	K-12	Ekwok	16.25	-	10,364	35.24	-	46.11%	-0.33%	16.25	-	46.11%
Southwest Region	Koliganek School	K-12	Koliganek	32.00	17.55	17,914	39.77	21.81	80.45%	-0.14%	32.00	17.55	80.45%
Southwest Region	Manokotak School	K-12	Manokotak	68.45	53.80	39,592	96.26	75.66	71.11%	0.33%	70.27	55.23	73.01%
Southwest Region	Chief Ivan Blunka School	K-12	New Stuyahok	72.55	53.00	47,234	131.55	96.10	55.15%	-1.60%	72.55	53.00	55.15%
Southwest Region	Togjak School	K-12	Togjak	141.65	72.85	77,575	343.41	176.62	41.25%	-1.07%	141.65	72.85	41.25%
Southwest Region	Twin Hills School	K-12	Twin Hills	16.30	8.75	7,941	16.09	8.64	101.30%	8.19%	30.60	16.43	190.17%
Tanana City	Maudrey J. Sommer School	K-12	Tanana	21.00	15.00	27,615	60.83	43.45	34.52%	0.39%	21.67	15.48	35.62%
Unalaska City	Eagle's View Elementary School	K-12	Unalaska	197.70	-	28,141	120.22	-	164.45%	-0.39%	197.70	-	164.45%
Unalaska City	Unalaska Jr/Sr High School	Secondary	Unalaska	-	191.00	51,639	-	245.03	77.95%	-0.39%	-	191.00	77.95%
Valdez City	Valdez High School	Secondary	Valdez	-	181.25	99,755	-	593.21	30.55%	-1.65%	-	181.25	30.55%
Valdez City	George H. Gilson Middle School	Secondary+6	Valdez	49.00	83.50	56,759	117.70	200.58	41.63%	-1.65%	49.00	83.50	41.63%
Valdez City	Hermon Hutchens Elementary	Elementary	Valdez	289.65	-	96,667	847.56	-	34.17%	-1.65%	289.65	-	34.17%
Wrangell Public	Evergreen Elementary	Elementary	Wrangell	130.85	-	36,773	301.13	-	43.45%	-1.90%	130.85	-	43.45%
Wrangell Public	Wrangell High School	Secondary	Wrangell	-	89.65	58,096	-	296.79	30.21%	-1.90%	-	89.65	30.21%
Wrangell Public	Stikine Middle School	Secondary+6	Wrangell	17.25	34.90	20,967	23.52	47.59	73.34%	-1.90%	17.25	34.90	73.34%
Yakutat	Yakutat School	K-12	Yakutat	35.74	25.03	53,714	165.77	116.08	21.56%	-7.78%	35.74	25.03	21.56%
Yukon Flats	Arctic Village School	K-12	Arctic Village	25.00	14.00	16,540	35.89	20.10	69.66%	3.94%	34.06	19.07	94.89%
Yukon Flats	Cruikshank School	K-12	Beaver	8.00	6.00	12,210	22.31	16.74	35.85%	6.64%	13.38	10.04	59.97%
Yukon Flats	Tsuk Taih School	K-12	Chalkyitsik	14.00	3.00	16,687	48.40	10.37	28.93%	4.89%	20.52	4.40	42.40%
Yukon Flats	Circle School	K-12	Circle	12.00	11.00	9,206	14.80	13.57	81.06%	4.24%	16.73	15.34	113.03%
Yukon Flats	Fort Yukon School	K-12	Fort Yukon	62.00	35.15	53,451	183.81	104.21	33.73%	-1.85%	62.00	35.15	33.73%
Yukon Flats	John Fredson School	K-12	Venetie	33.40	25.25	27,107	57.75	43.66	57.84%	3.13%	42.72	32.30	73.98%
Yukon-Koyukuk	Allakaket School	K-12	Allakaket	18.00	8.75	14,247	31.89	15.50	56.44%	-4.50%	18.00	8.75	56.44%
Yukon-Koyukuk	Johnny Oldman School	K-12	Hughes	12.00	1.25	11,328	34.62	3.61	34.66%	5.00%	17.73	1.85	51.22%
Yukon-Koyukuk	Jimmy Huntington School	K-12	Huslia	54.00	28.70	18,819	42.72	22.71	126.40%	1.47%	60.67	32.25	142.02%
Yukon-Koyukuk	Kaltag School	K-12	Kaltag	12.00	2.00	18,820	58.66	9.78	20.46%	-6.25%	12.00	2.00	20.46%

District Name	School Name	Type of Space	Attendance Area	Current Elementary K-6 ADM	Current Secondary 7-12 ADM	Total Existing GSF	Current Elementary Capacity (in ADM)	Current Secondary Capacity (in ADM)	Current Percent Capacity	Avg Annual ADM Change	8 Year Projected K-6 ADM	8 Year Projected 7-12 ADM	Projected Percent Capacity
Yukon-Koyukuk	Ella B. Vernetti School	Mixed Grade	Koyukuk	12.00	2.00	12,043	35.31	5.88	33.99%	3.28%	15.53	2.59	43.99%
Yukon-Koyukuk	Gladys Dart School	K-12	Manley Hot Springs	7.00	8.00	9,763	13.98	15.98	50.06%	5.50%	10.74	12.28	76.83%
Yukon-Koyukuk	Minto School	K-12	Minto	24.00	29.50	16,152	23.52	28.92	102.02%	4.13%	33.16	40.76	140.98%
Yukon-Koyukuk	Andrew K. Demoski School	K-12	Nulato	30.20	18.95	27,502	64.24	40.31	47.01%	2.19%	35.90	22.53	55.89%
Yukon-Koyukuk	Rampart School	K-12	Rampart	8.00	4.00	6,354	13.03	6.52	61.39%	0.00%	8.00	4.00	61.39%
Yukon-Koyukuk	Merrelaine A Kangas School	K-12	Ruby	24.25	4.00	16,209	49.10	8.10	49.39%	-0.51%	24.25	4.00	49.39%
Yupitit	Akiachak School	K-12	Akiachak	110.00	87.80	43,364	109.72	87.57	100.26%	-0.42%	110.00	87.80	100.26%
Yupitit	Akiak School	K-12	Akiak	76.45	53.05	29,979	68.85	47.78	111.04%	3.34%	99.40	68.97	144.37%
Yupitit	Tuluksak School	K-12	Tuluksak	83.55	59.90	43,348	115.94	83.12	72.06%	0.78%	88.90	63.74	76.68%



**DEED Capital Improvement Project Priority Lists
vs.
Funded Projects by Fiscal Year (FY2002 - FY2017)**

FY	CIP Priority	DistrictType	District	Project #	Project Title	Funding	Group Totals
2002	sc1	REAA	Southwest Region	GR-02-029	Togiak School Replacement	\$29,182,163	
2002	sc2	REAA	Bering Strait	GR-02-030	Golovin School Phase III (\$450,000 reapprop to 02-003, \$149,019 reapprop	\$9,289,173	
2002	sc3	REAA	Bering Strait	GR-02-031	Koyuk School K-12 Replacement	\$11,660,343	
2002	sc4	REAA	Yupiiit	GR-02-032	Tuluksak School Improvement	\$768,850	
2002	sc17	City/Borough	Northwest Arctic	DR-02-101	Kiana K-12 Improvement Project	\$14,832,000	
2002	sc47 (01 list)	City/Borough	Anchorage	DR-02-107	Wendler Middle School Renovation, Phase I	\$6,045,000	
2002	sc48 (03 list)	City/Borough	Anchorage	DR-02-119	Service High School, Phase 2a - Design	\$1,100,000	
2002	sc49 (03 list)	City/Borough	Anchorage	DR-02-118	East High School, Phase 3 - Design	\$1,200,000	
2002	sc51	City/Borough	Anchorage	DR-02-111	East High School, Phase I	\$9,872,000	
2002	sc52	City/Borough	Anchorage	DR-02-110	Chugiak High School, Phases II & III	\$13,369,477	
2002	sc53 (03 list)	City/Borough	Anchorage	DR-02-117	Bartlett High School, Phase 2 - Design	\$1,400,000	
2002	sc55	City/Borough	Anchorage	DR-02-109	Bartlett High School, Phase I	\$5,000,000	
2002	mm1	City/Borough	Petersburg City	GR-02-001	Facia/Soffit Repair/Replacement Recovery of Funds	\$116,236	
2002	mm2	REAA	Yukon-Koyukuk	GR-02-002	Nulato Structural Repairs	\$314,387	
2002	mm3	REAA	Bering Strait	GR-02-003	Shishmaref School Roof Replacement & Renovation, Phase III (\$450,000 re:	\$8,792,525	
2002	mm4	REAA	Iditarod Area	GR-02-004	Blackwell School Heating Renovation/Site Repair	\$173,754	
2002	mm5	City/Borough	Sitka City Borough	GR-02-005	Blatchley Exterior Renovation/Repair	\$346,500	
2002	mm6	REAA	Chatham	GR-02-006	Angoon Elementary School Major Maintenance	\$2,066,257	
2002	mm7	City/Borough	Skagway City	GR-02-007	Skagway Major Maintenance	\$35,598	
2002	mm8	REAA	Yupiiit	GR-02-008	Akiak School Repairs	\$177,571	
2002	mm9	REAA	Pribilof Island	GR-02-009	St. George School Remodel	\$4,513,164	
2002	mm10	City/Borough	Galena	GR-02-010	Project Education Food Service Renovation	\$261,806	
2002	mm11	REAA	Southwest Region	GR-02-011	Clark's Point School Generator Building	\$35,989	
2002	mm13	REAA	Southwest Region	GR-02-012	Koliganek School Improvement	\$451,993	
2002	mm14	City/Borough	Juneau City Borough	DR-02-113	Juneau Douglas High School Renovation & Addition	\$13,078,900	
2002	mm15	REAA	Southwest Region	GR-02-013	Ekwok, Koliganek, Togiak Schools Heating System	\$122,256	
2002	mm16	City/Borough	Hoonah City	GR-02-014	Hoonah Swimming Pool Sprinkler System	\$220,476	
2002	mm17	City/Borough	Galena	GR-02-015	High School Remodel	\$167,846	
2002	mm18	City/Borough	Kenai Peninsula	GR-02-016	McNeil Canyon Replace Septic System	\$171,500	
2002	mm19	City/Borough	Kake City	GR-02-017	Kake High School Renovation Phase II	\$175,065	
2002	mm20	REAA	Chatham	GR-02-018	Angoon High School Major Maintenance	\$1,730,507	
2002	mm22	City/Borough	Tanana City	GR-02-019	Tanana Kitchen Renovation	\$438,539	
2002	mm23	City/Borough	Wrangell City	GR-02-020	Wrangell Elementary Schools Renovation	\$1,129,238	
2002	mm24	REAA	Lower Yukon	GR-02-021	Emmonak Mechanical System Upgrade	\$574,885	
2002	mm25	REAA	Lower Yukon	GR-02-022	Alakanuk Mechanical System Upgrade	\$899,740	
2002	mm26	REAA	Iditarod Area	GR-02-023	Takotna Community School Water Project	\$192,374	
2002	mm26 (03 list)	City/Borough	Anchorage	DR-02-120	King Career Center Code Upgrade and Renovation	\$4,312,523	
2002	mm27	City/Borough	Anchorage	DR-02-112	Service High School, Phase I	\$7,110,000	
2002	mm28	City/Borough	Kenai Peninsula	GR-02-024	Seward Middle School Gym Reroof	\$278,275	
2002	mm29	REAA	Iditarod Area	GR-02-025	Innoko River School Bathroom, Shower&Underfloor Damage Repairs	\$46,746	
2002	mm30	REAA	Iditarod Area	GR-02-026	McGrath School Heating Design, Boiler Replacement & Repairs	\$235,200	
2002	mm31	City/Borough	Kenai Peninsula	GR-02-027	Kenai Central High School Reinsulate Exterior Walls	\$385,610	



DEED Capital Improvement Project Priority Lists
vs.
Funded Projects by Fiscal Year (FY2002 - FY2017)

FY	CIP Priority	DistrictType	District	Project #	Project Title	Funding	Group Totals
2002	mm32	REAA	Alaska Gateway	GR-02-028	Tok Multipurpose Recreational Complex Renovation	\$971,673	
2002	mm34	REAA	Iditarod Area	GR-02-041	Holy Cross School Bathroom & Shower Deterioration	\$51,450	
2002	mm37 (03 list)	City/Borough	Lake & Peninsula	GR-02-040	Chignik Lake & Kokhanok Power Production Upgrade	\$210,600	
2002	mm39 (99 list)	City/Borough	Bristol Bay Borough	GR-02-044	Naknek Sprinkler System (reapprop from GR-99-049, balance reapprop to G	\$559,115	
2002	mm46	REAA	Kuspuk	GR-02-035	Chuathbaluk Crow Village Sam School Sewage System	\$382,521	
2002	mm51	City/Borough	Anchorage	DR-02-104	Districtwide Renewal & Replacement/ADA Code Requirements	\$5,355,000	
2002	mm57	City/Borough	Anchorage	DR-02-105	Districtwide Roof Replacement and Repairs	\$3,437,000	
2002	mm59	City/Borough	Dillingham City	GR-02-043	Central Administration Roof	\$55,850	
2002	mm62	City/Borough	Anchorage	DR-02-103	Electrical Upgrades in Support of Technology	\$5,866,000	
2002	mm65 (03 list)	City/Borough	Lake & Peninsula	GR-02-036	Newhalen Bath Remodel	\$221,553	
2002	mm67	REAA	Iditarod Area	GR-02-037	Innoko River School Welding Shop/Structural Emergency	\$31,850	
2002	mm80	REAA	Iditarod Area	GR-02-038	David Louis Memorial School Asbestos Abatement & Demolition	\$299,653	
2002	mm81	REAA	Lower Kuskokwim	GR-02-034	Kilbuck School Boiler Replacement	\$231,611	
2002	mm84	REAA	Kuspuk	GR-02-039	Crooked Creek Sewage	\$383,172	
2002	mm86	REAA	Lower Kuskokwim	GR-02-033	Districtwide ADA Upgrade	\$2,173,502	
2002	mm90	City/Borough	Anchorage	DR-02-108	Girdwood K-8 Roof Replacement & Miscellaneous Upgrades	\$1,500,000	
2002	mm93	REAA	Iditarod Area	GR-02-042	Innoko River School Vocational Education Code Upgrade	\$71,050	
2002	mm95	City/Borough	Anchorage	DR-02-106	Traffic Safety Upgrades	\$600,000	
<i>2002 Ranked Project Total</i>							<i>\$174,676,066</i>
2002	Not a ranked project	City/Borough	Aleutians East	DR-02-114	Akutan School Addition/Upgrade	\$1,113,400	
2002	Not a ranked project	City/Borough	Aleutians East	DR-02-115	False Pass School Addition/Upgrade	\$1,436,600	
2002	Not a ranked project	City/Borough	Anchorage	DR-02-116	Denali Elementary School Replacement	\$11,730,000	
2002	Not a ranked project	City/Borough	Northwest Arctic	DR-02-102	Davis-Ramoth School Addition	\$1,555,000	
<i>2002 Unranked Project Total</i>							<i>\$15,835,000</i>
2003	sc1	REAA	Yupit	GR-03-001	Tuluksak School Improvement (reduced from \$17,703,793)	\$16,660,145	
2003	sc2	REAA	Yupit	GR-03-002	Akiak School Improvement (increased from \$13,228,730)	\$15,824,331	
2003	sc3	REAA	Yupit	GR-03-003	Akiachak School Improvement (reduced from \$19,099,094)	\$17,869,518	
2003	sc4	REAA	Lower Yukon	GR-03-004	Scammon Bay Replacement School	\$17,029,762	
2003	sc5	REAA	Bering Strait	GR-03-005	Teller K-12 Remodel/Addition (\$148,088 transferred to 03-010)	\$9,278,482	
2003	sc6	REAA	Lower Yukon	GR-03-006	Hooper Bay Addition/Renovation	\$24,423,467	
2003	sc7	REAA	Yukon Flats	GR-03-007	Circle School Replacement (increased from \$4,068,521)	\$4,133,835	
2003	sc8	REAA	Southeast Island	GR-03-008	Naukati School Replacement	\$4,018,031	
2003	sc9	REAA	Lower Yukon	GR-03-009	Sheldon Point (Nunam Iqua) School Improvement	\$728,549	
2003	sc10	REAA	Bering Strait	GR-03-010	White Mountain K-12 Remodel/Addition (reduced from \$1,138,767,\$793,935	\$1,732,702	
2003	sc11	REAA	Yukon Flats	GR-03-011	Arctic Village Addition/Renovation	\$679,162	
2003	sc12	REAA	Southeast Island	GR-03-012	Howard Valentine School Improvement	\$340,170	
2003	sc13	REAA	Southwest Region	GR-03-013	New Stuyahok School Improvement	\$2,009,178	
2003	sc14	City/Borough	Northwest Arctic	DR-03-101	Ambler K-12 Replacement School	\$10,579,989	
2003	sc37(04 list)	City/Borough	Juneau City Borough	DR-03-125	New Juneau High School (Thunder Mt. HS)	\$76,319,172	
2003	sc38(04 list)	City/Borough	Northwest Arctic	DR-03-123	Kotzebue High School Improvements	\$18,000,000	
2003	sc38(04 list)	City/Borough	Northwest Arctic	DR-03-124	June Nelson Improvements	\$6,000,000	



**DEED Capital Improvement Project Priority Lists
vs.
Funded Projects by Fiscal Year (FY2002 - FY2017)**

FY	CIP Priority	DistrictType	District	Project #	Project Title	Funding	Group Totals
2003	sc43(04 list)	City/Borough	Anchorage	DR-03-117	Service High School Renewal, Phase 2a, & Phases 2b, 3 & 4 Design	\$1,940,000	
2003	sc44(04 list)	City/Borough	Anchorage	DR-03-116	East High School Phase 3 Construction and Phase 4 Design	\$18,200,000	
2003	sc46(04 list)	City/Borough	Anchorage	DR-03-107	Bartlett High School Phase 2	\$26,940,000	
2003	mm1	City/Borough	Anchorage	GR-03-014	Wendler Middle School Renovation, Phase 2	\$12,821,521	
2003	mm2	REAA	Lower Yukon	GR-03-015	Hooper Bay Structural Repairs (reduced from \$258,901)	\$0	
2003	mm4	REAA	Chatham	GR-03-016	Gustavus Gymnasium Renovation	\$394,065	
2003	mm6	REAA	Copper River	GR-03-017	Glennallen Elementary School Upgrade	\$367,604	
2003	mm8	City/Borough	Hoonah City	GR-03-018	Hoonah Elementary Major Maintenance (reduced from \$1,805,501)	\$1,728,101	
2003	mm9	REAA	Yupit	GR-03-019	Akiak Elementary Repairs (reduced from \$3,234)	\$0	
2003	mm10	REAA	Chatham	GR-03-020	Angoon ADA Access Renovation	\$134,806	
2003	mm11	REAA	Copper River	GR-03-021	Glennallen High School Gym Renovation	\$152,709	
2003	mm12 (04 list)	City/Borough	Kenai Peninsula	DR-01-124	Soldotna Middle School Remodel	\$762,299	
2003	mm15	City/Borough	Hydaburg City	GR-03-022	Hydaburg School Renovation	\$5,822,106	
2003	mm21	City/Borough	Galena	GR-03-023	Galena High School Floor Renovation	\$154,841	
2003	mm21(04 list)	City/Borough	Nome City	DR-03-147	Nome-Beltz HS Gymnasium Reno and Addition	\$2,321,183	
2003	mm21(04 list)	City/Borough	Nome City	DR-03-148	Nome-Beltz Reno & Mechanical/Electrical Upgrades	\$1,280,000	
2003	mm21(04 list)	City/Borough	Nome City	GR-03-051	Nome-Beltz High School Renovation	\$2,691,000	
2003	mm22	City/Borough	Skagway City	GR-03-024	Skagway Roof Replacement	\$177,756	
2003	mm23	City/Borough	Nenana City	GR-03-025	Nenana Kitchen/Cafeteria Renovation (increased from \$324,287)	\$476,722	
2003	mm25	City/Borough	Saint Mary's	GR-03-026	Elicavicular Elementary Boiler Replacement (increased from \$161,346)	\$230,819	
2003	mm27	REAA	Yukon-Koyukuk	GR-03-027	Kaltag School Renovation	\$2,461,577	
2003	mm28	City/Borough	Tanana City	GR-03-028	Tanana Major Maintenance (increased from \$2,606,707)	\$2,993,168	
2003	mm30	City/Borough	Yakutat City	GR-03-029	Yakutat High School Gymnasium Structural Repair	\$125,801	
2003	mm40	REAA	Chatham	GR-03-030	Klukwan Mechanical System Renovation	\$138,137	
2003	mm41	REAA	Chugach	GR-03-031	Chenega Bay Major Maintenance	\$10,520	
2003	mm42	REAA	Yukon Flats	GR-03-032	Chalkyitsik Sewage Lagoon & Water Tank Project (reduced from \$156,249)	\$90,935	
2003	mm43	City/Borough	Kake City	GR-03-033	Kake Middle School Renovation	\$470,415	
2003	mm45	City/Borough	Saint Mary's	GR-03-034	Elicavicular Elementary Tank Farm Upgrades (decreased from \$218,035)	\$147,218	
2003	mm45(04 list)	City/Borough	Anchorage	DR-03-119	Chester Valley Elementary School Design	\$750,000	
2003	mm47	REAA	Kuspuk	GR-03-035	Kalskag George Morgan Sr. HS Sewage System Replacement	\$452,647	
2003	mm48	REAA	Yupit	GR-03-036	Akiak High School Access Ramp (reduced from \$29,821)	\$0	
2003	mm55	City/Borough	Nenana City	GR-03-037	Nenana Voc-Ed Building Renovation (increased from \$494,205)	\$829,474	
2003	mm58	City/Borough	Anchorage	DR-03-113	Districtwide Roof Replacement and Repairs	\$6,359,000	
2003	mm62	REAA	Alaska Gateway	GR-03-038	Northway School Structural Upgrade (reduced from \$956,636)	\$876,636	
2003	mm63	REAA	Alaska Gateway	GR-03-039	Tellin Sewer Line Project	\$77,081	
2003	mm64	City/Borough	Nenana City	GR-03-040	Nenana ADA Access	\$1	
2003	mm67	REAA	Yukon-Koyukuk	GR-03-041	Districtwide Structural Repairs	\$474,162	
2003	mm70	REAA	Yukon-Koyukuk	GR-03-042	Districtwide Fuel Tank Upgrades (reduced from \$5,066,932)	\$4,566,932	
2003	mm73	City/Borough	Yakutat City	GR-03-043	Yakutat High School Interior Renovation	\$72,258	
2003	mm74	REAA	Chugach	GR-03-044	Districtwide Fuel Tank Upgrade (increased from \$133,428)	\$162,439	
2003	mm78	REAA	Chugach	GR-03-045	Tatitlek Generator Replacement (reduced from \$154,312)	\$99,542	



**DEED Capital Improvement Project Priority Lists
vs.
Funded Projects by Fiscal Year (FY2002 - FY2017)**

FY	CIP Priority	DistrictType	District	Project #	Project Title	Funding	Group Totals
2003	mm80	REAA	Yukon-Koyukuk	GR-03-046	Districtwide ADA Code Upgrades	\$981,036	
2003	mm82 (04 list)	City/Borough	Anchorage	DR-03-120	Chugach Optional Addition/Renovation	\$7,500,000	
2003	mm84	City/Borough	Saint Mary's	GR-03-047	Elicavicular Elementary Gymnasium/Cafeteria Upgrade (increased from \$339	\$340,911	
2003	mm85	REAA	Lower Kuskokwim	GR-03-052	Districtwide Asbestos Abatement (reduced from \$4,000,000;\$1,175,781 tran	\$1,824,219	
2003	mm86	City/Borough	Hoonah City	GR-03-048	Hoonah Pool Upgrades (increased from \$171,092)	\$248,492	
2003	mm87	REAA	Lower Kuskokwim	GR-03-049	Bethel Region HS Deferred Maint (increase from \$10,505,286)-see FY08 ad	\$12,081,067	
2003	mm88 (04 list)	City/Borough	Anchorage	DR-03-110	Districtwide Mechanical Projects	\$27,015,000	
2003	mm89	REAA	Yukon Flats	GR-03-050	Fort Yukon High School Gym Sprinklers	\$109,406	
2003	mm91 (04 list)	City/Borough	Nome City	DR-03-149	Nome Elementary UST Replacement	\$280,000	
2003	mm93 (04 list)	City/Borough	Anchorage	DR-03-111	Districtwide Minor Building Renewal Projects	\$19,828,000	
2003	mm102 (04 list)	City/Borough	Anchorage	DR-03-112	Districtwide Restrooms	\$2,083,000	
2003	mm104	City/Borough	Anchorage	DR-03-115	Districtwide Traffic Safety/Site Upgrades	\$5,403,000	
2003	mm104 (04 list)	City/Borough	Anchorage	DR-03-109	Districtwide Electrical Projects	\$17,887,000	
2003	mm125 (04 list)	City/Borough	Anchorage	DR-03-118	Sand Lake Elementary School Design	\$750,000	
2003	mm127 (04 list)	City/Borough	Anchorage	DR-03-108	Districtwide Code Issues/Hazardous Materials/ADA Compliance	\$4,780,000	
						<i>2003 Ranked Project Total</i>	\$424,491,099
2003	Not a ranked project	City/Borough	Aleutians East	DR-03-122	King Cove School Replacement	\$13,000,000	
2003	Not a ranked project	City/Borough	Anchorage	DR-03-105	Eagle River Area High School	\$51,000,000	
2003	Not a ranked project	City/Borough	Anchorage	DR-03-114	Districtwide Security Upgrades-Locks: Phase I	\$2,050,000	
2003	Not a ranked project	City/Borough	Anchorage	DR-03-121	Polaris K-12 Addition/Renovation	\$19,300,000	
2003	Not a ranked project	City/Borough	Fairbanks	DR-03-102	Denali Elementary School Replacement	\$15,100,000	
2003	Not a ranked project	City/Borough	Fairbanks	DR-03-103	Nordale Elementary School Replacement	\$15,100,000	
2003	Not a ranked project	City/Borough	Fairbanks	DR-03-104	Districtwide Major Maintenance	\$12,064,000	
2003	Not a ranked project	City/Borough	Kenai Peninsula	DR-01-125	Nanwalek Roof & Drainage Repairs	\$350,000	
2003	Not a ranked project	City/Borough	Kenai Peninsula	DR-01-126	Ninilchik Swimming Pool Repairs	\$200,000	
2003	Not a ranked project	City/Borough	Kenai Peninsula	DR-01-127	Fire Alarm & Tankage - Two Schools	\$200,000	
2003	Not a ranked project	City/Borough	Kenai Peninsula	DR-03-106	Seward Middle School Replacement	\$14,700,000	
						<i>2003 Unranked Project Total</i>	\$143,064,000
2004	sc43	City/Borough	Anchorage	DR-03-130	Service HS Phase 2A-Construction (Delayed)	\$16,260,000	
2004	sc51 (02 list)	City/Borough	Anchorage	DR-03-137	East HS Phase 1 - Deferred, Phase 2 & Sprinklers	\$5,700,000	
2004	sc52 (02 list)	City/Borough	Anchorage	DR-03-127	Chugiak HS Phases 2 & 3 (added to DR-02-110)	\$7,435,523	
2004	sc52 (02 list)	City/Borough	Anchorage	DR-03-133	Chugiak HS Phase 3 - Deferred	\$4,300,000	
2004	sc53 (03 list)	City/Borough	Anchorage	DR-03-126	Bartlet High School Phase 2 - Design (added to DR-02-117)	\$500,000	
2004	mm2	City/Borough	Ketchikan	DR-04-108	Schoenbar Middle School Renovations	\$9,000,000	
2004	mm8	City/Borough	Petersburg City	DR-03-150	Petersburg Schools Major Maintenance Upgrades	\$3,507,000	
2004	mm13	City/Borough	North Slope Borough	DR-04-110	Tikigaq School, Reno and Voc. Ed. Blding Relocation/Renovation	\$3,753,980	
2004	mm14 (02 list)	City/Borough	Juneau City Borough	DR-04-107	Juneau Douglas HS Renovation & Addition (added to DR-02-113)	\$8,830,352	
2004	mm18	City/Borough	Juneau City Borough	DR-04-106	Floyd Dryden MS Renovation - Phase 2	\$6,483,299	
2004	mm19	City/Borough	Valdez	DR-04-101	Elementary School Roof Replacement	\$1,286,830	
2004	mm26 (03 list)	City/Borough	Anchorage	DR-03-128	King Career Ctr. Code Upgrade & Reno (added to DR-02-120)	\$2,987,477	



**DEED Capital Improvement Project Priority Lists
vs.
Funded Projects by Fiscal Year (FY2002 - FY2017)**

FY	CIP Priority	DistrictType	District	Project #	Project Title	Funding	Group Totals
2004	mm27 (02 list)	City/Borough	Anchorage	DR-03-129	Service HS Phase 1 - Deferred (added to DR-02-112)	\$1,350,000	
2004	mm29	City/Borough	Mat-Su Borough	DR-03-145	Palmer Junior/Middle School Sprinklers & Piping	\$1,237,658	
2004	mm36	City/Borough	North Slope Borough	DR-04-109	Barrow HS Fire Alarm System Upgrade	\$700,000	
2004	mm50	City/Borough	Mat-Su Borough	DR-03-146	Su-Valley HS, Iditarod, Snowshoe Fire Alarms	\$481,015	
2004	mm 72, 5, 52, s-c 52	City/Borough	Sitka City Borough	DR-04-104	Districtwide Major Maintenance	\$7,140,880	
2004	mm106	City/Borough	Mat-Su Borough	DR-03-138	Big Lake Elementary School-Siding, Doors, and Windows	\$200,002	
2004	mm112 (03 list)	City/Borough	Anchorage	DR-03-132	Birchwood & Chugiak Public Sewer Service	\$2,200,000	
2004	mm112 (03 list)	City/Borough	Anchorage	DR-03-135	Girdwood Public Water Service	\$250,000	
2004	mm121	City/Borough	Mat-Su Borough	DR-03-140	Colony HS - Ventilation Improvements	\$200,010	
<i>2004 Ranked Project Total</i>							\$83,804,026
2004	Not a ranked project	City/Borough	Anchorage	DR-03-131	Districtwide Sprinkler Upgrades	\$2,950,000	
2004	Not a ranked project	City/Borough	Anchorage	DR-03-134	Girdwood Playground Remediation	\$1,850,000	
2004	Not a ranked project	City/Borough	Anchorage	DR-03-136	Ptarmigan Elementary Addition/Renovation	\$6,400,000	
2004	Not a ranked project	City/Borough	Anchorage	DR-04-114	Multi-School Security System Upgrade	\$1,250,000	
2004	Not a ranked project	City/Borough	Anchorage	DR-04-115	Heating System Conversion - 5 Schools	\$5,000,000	
2004	Not a ranked project	REAA	Copper River	GR-04-001	Glennallen Elementary School Roof Repair	\$119,000	
2004	Not a ranked project	REAA	Delta/Greely	GR-04-003	Land Purchase from Mental Health Trust	\$46,400	
2004	Not a ranked project	City/Borough	Juneau City Borough	DR-04-105	JDHS Renovation, Phase 2	\$3,669,648	
2004	Not a ranked project	City/Borough	Kodiak Island	DR-04-116	Kodiak High School Asbestos Floor Removal	\$304,704	
2004	Not a ranked project	City/Borough	Kodiak Island	DR-04-117	Floor Covering Replacement - 4 Schools	\$728,708	
2004	Not a ranked project	City/Borough	Kodiak Island	DR-04-118	Kodiak High School HVAC Upgrade	\$250,000	
2004	Not a ranked project	City/Borough	Kodiak Island	DR-04-119	East Elementary HVAC Upgrade	\$520,000	
2004	Not a ranked project	City/Borough	Kodiak Island	DR-04-120	Kodiak HS Exterior Insulation and Windows	\$596,020	
2004	Not a ranked project	City/Borough	Kodiak Island	DR-04-121	Kodiak HS/MS Complex Roof Upgrade	\$523,504	
2004	Not a ranked project	City/Borough	Kodiak Island	DR-04-122	Kodiak Learning Center Renovation	\$5,297	
2004	Not a ranked project	City/Borough	Kodiak Island	DR-04-123	Kodiak Middle School Concrete Repair	\$237,918	
2004	Not a ranked project	City/Borough	Kodiak Island	DR-04-124	Larsen Bay Floor Repair	\$339,883	
2004	Not a ranked project	REAA	Lower Kuskokwim	GR-04-002	LKSD Weatherization (reappropriated from 94-033)	\$649,338	
2004	Not a ranked project	City/Borough	Mat-Su Borough	DR-03-139	New Career Center (Vocational HS)	\$19,953,653	
2004	Not a ranked project	City/Borough	Mat-Su Borough	DR-03-141	Districtwide Repair and Renovation	\$4,186,499	
2004	Not a ranked project	City/Borough	Mat-Su Borough	DR-03-142	New Wasilla Area Elementary School (Shaw Elementary)	\$12,000,000	
2004	Not a ranked project	City/Borough	Mat-Su Borough	DR-03-143	New Nutrition Services Facility	\$11,998,356	
2004	Not a ranked project	City/Borough	Mat-Su Borough	DR-03-144	Palmer Alternative School Phase II	\$999,818	
2004	Not a ranked project	City/Borough	North Slope Borough	DR-04-111	Tikigaq School, High School Classroom Addition	\$1,891,762	
2004	Not a ranked project	City/Borough	North Slope Borough	DR-04-112	Meade River School Classroom Addition	\$990,000	
2004	Not a ranked project	City/Borough	North Slope Borough	DR-04-113	Kali School Additions & Renovations Phase 1 & 2	\$3,968,555	
2004	Not a ranked project	City/Borough	Sitka City Borough	DR-04-103	Sitka High School Auditorium	\$13,750,000	
2004	Not a ranked project	City/Borough	Valdez	DR-04-102	Middle School Replacement	\$708,800	
<i>2004 Unranked Project Total</i>							\$95,887,863
2005	sc29 (06 list)	City/Borough	Anchorage	DR-05-112	East HS Phase 4A Construction & 4B Design	\$7,000,000	



**DEED Capital Improvement Project Priority Lists
vs.
Funded Projects by Fiscal Year (FY2002 - FY2017)**

FY	CIP Priority	DistrictType	District	Project #	Project Title	Funding	Group Totals
2005	sc32 (06 list)	City/Borough	Anchorage	DR-05-113	Bartlett HS Phase 3A Design	\$1,000,000	
2005	sc34 (06 list)	City/Borough	Anchorage	DR-05-111	Service HS Phase 2B Construction & Phase 3 Design	\$20,300,000	
2005	sc50 (06 list)	City/Borough	Anchorage	DR-05-114	Chugiak HS Phase 4 Design	\$900,000	
2005	mm1	REAA	Iditarod Area	GR-05-001	Blackwell School New Well, Anvik	\$90,179	
2005	mm2	REAA	Copper River	GR-05-002	Glennallen Elementary School Exterior Upgrade (Reappropriated to GR 07-0)	\$2,053,591	
2005	mm3	REAA	Yukon-Koyukuk	GR-05-003	Nulato Structural Roof Repair	\$812,850	
2005	mm4	City/Borough	Nenana City	GR-05-004	Nenana Boiler Replacement/Heating System Upgrade	\$373,737	
2005	mm5	REAA	Alaska Gateway	GR-05-005	Tetlin School Site Civil Improvements	\$217,794	
2005	mm6	REAA	Yukon-Koyukuk	GR-05-006	Allakaket Renovate Water/Sewer Facility	\$297,846	
2005	mm7	City/Borough	Saint Mary's	GR-05-007	Elicavicuar Elementary Exterior Upgrades	\$436,769	
2005	mm8	City/Borough	Kake City	GR-05-008	Kake Elementary Ventilation System Upgrade	\$354,626	
2005	mm9	REAA	Alaska Gateway	GR-05-009	Tetlin School Building Improvements	\$855,840	
2005	mm10	REAA	Iditarod Area	GR-05-010	David Louis School Emergency Repairs & Boiler Relocation	\$176,525	
2005	mm11	REAA	Iditarod Area	GR-05-011	Top of the Kuskokwim School Boiler Replacement, Nikolai	\$170,030	
2005	mm40 (04 list)	City/Borough	Juneau City Borough	DR-05-106	Harborview Elementary Plumbing Upgrade	\$342,139	
2005	mm42 (04 list)	City/Borough	Kodiak Island	DR-05-118	Old Harbor Gym/Voc-Ed Renovation	\$2,251,315	
2005	mm58 (04 list)	City/Borough	Kodiak Island	DR-05-119	Ouzinkie Gym Renovation	\$3,034,294	
<i>2005 Ranked Project Total</i>							\$40,667,535
2005	Not a ranked project	City/Borough	Anchorage	DR-05-115	Muldoon Area Middle School Construction (Begich MS)	\$52,000,000	
2005	Not a ranked project	City/Borough	Anchorage	DR-05-116	Clark Middle School Replacement RFP	\$400,000	
2005	Not a ranked project	City/Borough	Fairbanks	DR-05-101	Districtwide Major Maintenance-2004	\$7,000,000	
2005	Not a ranked project	City/Borough	Haines	DR-05-104	Haines School Improvement	\$17,500,000	
2005	Not a ranked project	City/Borough	Juneau City Borough	DR-05-105	Districtwide Major Maintenance	\$6,608,732	
2005	Not a ranked project	City/Borough	Kodiak Island	DR-05-110	Kodiak HS/MS Pool	\$14,210,000	
2005	Not a ranked project	City/Borough	Kodiak Island	DR-05-117	Kodiak HS Voc Ed Reno & Pool Reclamation	\$4,840,788	
2005	Not a ranked project	City/Borough	North Slope Borough	DR-05-107	Barrow HS Addition/Renovation	\$4,032,712	
2005	Not a ranked project	City/Borough	North Slope Borough	DR-05-108	Barrow HS Drain Line Replacement	\$3,310,000	
2005	Not a ranked project	City/Borough	Petersburg City	DR-05-102	Vocational Building Expansion	\$1,148,600	
2005	Not a ranked project	City/Borough	Petersburg City	DR-05-103	Petersburg Aquatic Center	\$5,874,000	
<i>2005 Unranked Project Total</i>							\$116,924,832
2006	sc1	REAA	Lower Yukon	GR-06-025	Sheldon Point (Nunam Iqua) School Replacement	\$13,205,436	
2006	sc11(07 list)	REAA	Bering Strait	GR-06-026	White Mountain K-12 School Replace (incl reapp from 02-030;reduce for ins)	\$8,782,595	
2006	sc31	City/Borough	Mat-Su Borough	DR-06-112	Knik-Goose Bay Area Elementary School	\$17,000,000	
2006	mm1	City/Borough	Yakutat City	GR-06-018	Yakutat Elementary Emergency Repairs	\$418,625	
2006	mm2	REAA	Chugach	GR-06-005	Tatitlek School Sprinkler Repair	\$52,004	
2006	mm4	City/Borough	Northwest Arctic	DR-06-100	Shungnak School Improvements	\$2,371,300	
2006	mm5	REAA	Chugach	GR-06-004	Tatitlek School Roof Replacement	\$220,357	
2006	mm6	City/Borough	Northwest Arctic	DR-06-102	Deering School Improvements	\$3,709,065	
2006	mm8	City/Borough	Northwest Arctic	DR-06-101	Kivalina School Improvements	\$441,635	
2006	mm9	REAA	Copper River	GR-06-007	Kenny Lake High School Upgrade	\$1,133,250	



**DEED Capital Improvement Project Priority Lists
vs.
Funded Projects by Fiscal Year (FY2002 - FY2017)**

FY	CIP Priority	DistrictType	District	Project #	Project Title	Funding	Group Totals
2006	mm10	REAA	Iditarod Area	GR-06-010	Innoko River School Tank Farm Pipeline & Remediation, Shageluk	\$235,200	
2006	mm11	REAA	Yukon-Koyukuk	GR-06-021	Allakaket Restroom Renovation	\$293,193	
2006	mm12	City/Borough	Nenana City	GR-06-015	Nenana Fire Sprinkler Installation	\$544,671	
2006	mm13	REAA	Yukon-Koyukuk	GR-06-024	Kaltag Exterior Siding Replacement	\$315,697	
2006	mm15	REAA	Yukon-Koyukuk	GR-06-023	Huslia Elementary Renovation	\$649,636	
2006	mm15(07 list)	City/Borough	Mat-Su Borough	GR-06-027	Su-Valley High School Roof Replacement	\$3,850,000	
2006	mm16	City/Borough	Wrangell City	DR-06-110	Districtwide Major Maintenance	\$2,809,000	
2006	mm17	REAA	Lower Kuskokwim	GR-06-013	P.T. Albert K-12 Structural & Code Repairs, Tununak	\$709,701	
2006	mm18	REAA	Annette Island	GR-06-001	Metlakatla Middle School Electrical & Plumbing Repair	\$486,312	
2006	mm20	City/Borough	Lake & Peninsula	DR-06-103	Districtwide Mechanical Heating/Waste Heat Upgrade	\$1,981,337	
2006	mm21	City/Borough	Nenana City	GR-06-016	Nenana Major Maintenance	\$697,239	
2006	mm21(04 list)	City/Borough	Nome City	DR-06-106	Nome HS Cafeteria Renovation (added to GR-03-051)	\$589,538	
2006	mm21(04 list)	City/Borough	Nome City	DR-06-107	Nome/Beltz HS Gymnasium Renovation & Addition (added to DR-03-147)	\$168,000	
2006	mm21(04 list)	City/Borough	Nome City	DR-06-108	Nome/Beltz Renovation & Mechanical/Electrical Upgrade (added to DR-03-1)	\$502,462	
2006	mm22	REAA	Lower Kuskokwim	GR-06-012	Kilbuck Elem Replacement School (Gladys Jung)-see FY08 additional fundin	\$24,251,565	
2006	mm23	REAA	Iditarod Area	GR-06-009	Holy Cross School Vocational Education Shop Upgrade	\$209,046	
2006	mm26	City/Borough	Saint Mary's	GR-06-017	Andreafski High School Code Upgrades	\$304,449	
2006	mm27	REAA	Iditarod Area	GR-06-008	Districtwide Life Safety Upgrades	\$591,864	
2006	mm28	City/Borough	Juneau City Borough	DR-06-111	Glacier Valley Elementary Renovation (SB73 and HB13 debt approvals)	\$16,051,361	
2006	mm29	REAA	Yukon Flats	GR-06-020	Fort Yukon Gym Renovation-see FY08 additional funding	\$4,083,399	
2006	mm30	REAA	Copper River	GR-06-006	Glennallen High School Upgrade	\$1,644,025	
2006	mm32	REAA	Lower Kuskokwim	GR-06-014	Z.J. Williams Memorial K-12 Structural Repairs, Napaskiak	\$945,763	
2006	mm34	REAA	Bering Strait	GR-06-002	Brevig Mission K-12 School Major Maintenance	\$5,074,147	
2006	mm35	REAA	Chatham	GR-06-003	Gustavus School Renovation	\$2,020,254	
2006	mm36	REAA	Yukon-Koyukuk	GR-06-022	Districtwide Fire Alarm System Upgrade	\$164,531	
2006	mm39	City/Borough	Mat-Su Borough	DR-06-114	Wasilla HS Remodel, Phase III	\$3,500,000	
2006	mm40	REAA	Lower Kuskokwim	GR-06-011	Eek K-12 Deferred Maintenance	\$1,971,886	
2006	mm41	REAA	Yukon Flats	GR-06-019	Circle School Soil Remediation	\$454,661	
2006	mm43	City/Borough	Lake & Peninsula	DR-06-104	Roof, Siding & Window Replacement - Six Schools	\$2,968,570	
2006	mm65	City/Borough	Lake & Peninsula	DR-06-105	Gym Floor Replacement/Upgrade - Nine Schools	\$3,172,093	
<i>2006 Ranked Project Total</i>							<i>\$128,573,867</i>
2006	Not a ranked project	City/Borough	Ketchikan	DR-06-109	Districtwide Safety, Electrical, Structural & Code Upgrades	\$1,100,000	
2006	Not a ranked project	City/Borough	Mat-Su Borough	DR-06-113	New South Palmer Elementary School (Fred & Sara Machetanz Elem.)	\$17,000,000	
2006	Not a ranked project	City/Borough	Mat-Su Borough	DR-06-115	Wasilla MS Cafeteria Addition and Remodel	\$2,200,000	
<i>2006 Unranked Project Total</i>							<i>\$20,300,000</i>
2007	sc1	REAA	Southwest Region	GR-07-022	New Stuyahok K-12 School Replacement	\$27,231,626	
2007	sc2	REAA	Lower Kuskokwim	GR-07-023	Dick R. Kiunya Memorial K-12 Improvement-see FY08 additional funding	\$19,382,855	
2007	sc3	City/Borough	Northwest Arctic	GR-07-024	Noatak K-12 School Replacement-see FY08 additional funding	\$26,501,174	
2007	sc20	REAA	Copper River	GR-07-021	Glennallen Elementary School Replacement	\$10,485,000	
2007	various	City/Borough	Fairbanks	DR-07-103	Districtwide Major Maintenance - 2006	\$14,737,000	



**DEED Capital Improvement Project Priority Lists
vs.
Funded Projects by Fiscal Year (FY2002 - FY2017)**

FY	CIP Priority	DistrictType	District	Project #	Project Title	Funding	Group Totals
2007	mm1 (08 list)	REAA	Chugach	GR-07-026	Chenega Bay School Roof Renovation	\$740,271	
2007	mm31 (06 list)	City/Borough	Sitka City Borough	DR-07-101	Blatchley Middle School Major Maintenance	\$11,079,553	
2007	mm37	City/Borough	Fairbanks	DR-07-104	Barnette Elementary Renovation, Phase 2	\$6,591,000	
2007	mm39 (99 list)	City/Borough	Bristol Bay Borough	GR-07-025	Naknek Sprinkler System & Renovation (Reappropriation from GR-02-044)	\$1,204,700	
2007	mm44 (06 list)	City/Borough	Yakutat City	GR-07-019	Yakutat Elementary School Kitchen Upgrade	\$215,809	
2007	mm45 (06 list)	REAA	Yukon-Koyukuk	GR-07-020	Districtwide Sprinkler System Installation	\$4,427,315	
2007	mm46 (06 list)	City/Borough	Aleutians East	GR-07-003	Districtwide Playground Upgrades	\$181,885	
2007	mm47 (06 list)	REAA	Alaska Gateway	GR-07-001	Dot Lake School Mechanical Upgrade	\$1,087,118	
2007	mm48 (06 list)	REAA	Southeast Island	GR-07-018	Thorne Bay House Access Ramp	\$141,415	
2007	mm49 (06 list)	REAA	Iditarod Area	GR-07-005	Blackwell School Shower & Bathroom Repair, Anvik	\$80,752	
2007	mm50 (06 list)	REAA	Alaska Gateway	GR-07-002	Mentasta School Building Upgrades	\$1,750,189	
2007	mm51 (06 list)	City/Borough	Kenai Peninsula	GR-07-009	HVAC Controls - Five Schools	\$262,500	
2007	mm52 (06 list)	REAA	Iditarod Area	GR-07-007	McGrath/Takotna Underground Storage Tank Replacements	\$253,330	
2007	mm53 (06 list)	REAA	Lower Kuskokwim	GR-07-013	Mikelnguut Elitnaurviat Elementary Deferred Maintenance, Bethel	\$4,051,600	
2007	mm54	City/Borough	Fairbanks	DR-07-105	Ryan Middle School Renovation, Phase 1	\$1,800,000	
2007	mm54 (06 list)	REAA	Lower Kuskokwim	GR-07-017	W. Miller Memorial K-12 Deferred Maintenance, Napakiak	\$4,469,941	
2007	mm55 (06 list)	City/Borough	Aleutians East	GR-07-004	Nelson Lagoon School Siding	\$42,000	
2007	mm56 (06 list)	REAA	Lower Kuskokwim	GR-07-011	Ayaprun K-12 Water System Upgrade, Newtok	\$578,447	
2007	mm57 (06 list)	City/Borough	Sitka City Borough	DR-07-102	Keet Gooshi Heen Elementary School Major Maintenance	\$1,775,447	
2007	mm59 (06 list)	REAA	Iditarod Area	GR-07-008	McGrath School Roof Repair	\$31,948	
2007	mm60 (06 list)	REAA	Lower Kuskokwim	GR-07-016	Rocky Mountain K-12 Deferred Maintenance, Goodnews Bay	\$2,137,601	
2007	mm63 (06 list)	REAA	Lower Kuskokwim	GR-07-014	Nuniarmiut K-12 Deferred Maintenance, Mekoryuk	\$1,781,736	
2007	mm64 (06 list)	REAA	Lower Kuskokwim	GR-07-010	Akula Elitnaurvik K-12 Deferred Maintenance, Kasigluk	\$1,876,410	
2007	mm68	City/Borough	Kenai Peninsula	DR-07-106	Districtwide Arsenic Remediation	\$1,029,860	
2007	mm68 (06 list)	REAA	Lower Kuskokwim	GR-07-012	Angapak Memorial K-12 Deferred Maintenance, Tuntutuliak	\$1,441,124	
2007	mm69 (06 list)	REAA	Lower Kuskokwim	GR-07-015	Qugcuun Memorial K-12 Deferred Maintenance, Oscarville	\$213,787	
2007	mm71 (06 list)	REAA	Iditarod Area	GR-07-006	Innoko River School Water Damage & Floor Repair, Shageluk	\$63,700	
2007	mm120 (08 list)	City/Borough	Anchorage	DR-07-118	Traffic Safety Upgrades, 3 Elementary Schools	\$3,100,000	
<i>2007 Ranked Project Total</i>							\$150,747,093
2007	Not a ranked project	City/Borough	Anchorage	DR-07-110	Clark Middle School Replacement	\$65,000,000	
2007	Not a ranked project	City/Borough	Anchorage	DR-07-111	Districtwide Code/Hazardous Materials/ADA Projects	\$1,265,000	
2007	Not a ranked project	City/Borough	Anchorage	DR-07-112	Districtwide Roof Replacement and Repairs	\$1,950,000	
2007	Not a ranked project	City/Borough	Anchorage	DR-07-113	Districtwide Security System Upgrades	\$890,000	
2007	Not a ranked project	City/Borough	Anchorage	DR-07-114	Emergency Communication Systems-2 High Schools	\$650,000	
2007	Not a ranked project	City/Borough	Anchorage	DR-07-115	Districtwide Building Renewal Projects	\$4,110,000	
2007	Not a ranked project	City/Borough	Anchorage	DR-07-116	Districtwide Electrical Projects	\$2,190,000	
2007	Not a ranked project	City/Borough	Anchorage	DR-07-117	Districtwide Mechanical Projects	\$5,845,000	
2007	Not a ranked project	City/Borough	Kenai Peninsula	DR-07-107	Nikolaevsk Re-roof	\$675,000	
2007	Not a ranked project	City/Borough	Kenai Peninsula	DR-07-108	McNeil Canyon Elementary School Re-roof	\$583,140	
2007	Not a ranked project	City/Borough	Kenai Peninsula	DR-07-109	Soldotna Elementary School Window Replacement	\$300,000	



**DEED Capital Improvement Project Priority Lists
vs.
Funded Projects by Fiscal Year (FY2002 - FY2017)**

FY	CIP Priority	DistrictType	District	Project #	Project Title	Funding	Group Totals
						<i>2007 Unranked Project Total</i>	\$83,458,140
2008	sc1 (08 list)	REAA	Lower Kuskokwim	GR-07-023	D.R. Kiunya Memorial K-12 Improvement, Kongiganak additional funding	\$5,645,676	
2008	sc3 (08 list)	City/Borough	Northwest Arctic	GR-07-024	Noatak K-12 School Replacement additional funding	\$7,109,000	
2008	sc4 (07 list)	REAA	Lower Yukon	GR-08-001	Russian Mission K-12 School Replacement-see FY08 additional funding	\$18,485,899	
2008	sc5 (07 list)	REAA	Southeast Island	GR-08-002	Howard Valentine K-12 School Replacement, Coffman Cove-see FY08 add'l	\$5,332,854	
2008	sc5 (08 list)	REAA	Yukon Flats	GR-08-003	Arctic Village K-12 School Replacement additional funding	\$3,276,004	
2008	sc6 (07 list)	REAA	Yukon Flats	GR-08-003	Arctic Village K-12 School Replacement-see FY08 additional funding	\$11,802,818	
2008	sc6 (08 list)	REAA	Southeast Island	GR-08-002	Howard Valentine K-12 School Replacement, Coffman Cove additional fundi	\$1,923,207	
2008	sc7 (07 list)	REAA	Bering Strait	GR-08-004	St. Michael K-12 School Replacement	\$22,488,568	
2008	sc8 (07 list)	REAA	Bering Strait	GR-08-005	Savoonga K-12 School Replacement	\$31,588,897	
2008	sc10 (08 list)	REAA	Lower Yukon	GR-08-001	Russian Mission K-12 School Replacement additional funding	\$5,082,761	
2008	sc21 (08 list)	REAA	Lower Kuskokwim	GR-06-012	Kilbuck Elementary Replacement School, Bethel additional funding	\$6,152,451	
2008	sc40 (09 list)	City/Borough	Anchorage	DR-08-105	Girdwood K-8 School Design	\$300,000	
2008	mm3 (08 list)	City/Borough	Saint Mary's	GR-08-007	St. Mary's School Complex Renovation Project	\$12,969,277	
2008	mm5 (08 list)	REAA	Lower Kuskokwim	GR-03-049	Bethel Region HS Deferred Maintenance additional funding	\$4,458,824	
2008	mm7 (08 list)	REAA	Yukon Flats	GR-06-020	Fort Yukon Gym Renovation additional funding	\$1,442,554	
2008	mm9 (08 list)	City/Borough	Anchorage	DR-08-104	Sand Lake Addition and Renewal	\$17,500,000	
2008	mm12 (08 list)	City/Borough	Anchorage	DR-08-103	Chester Valley Addition and Renewal	\$16,500,000	
2008	mm22 (08 list)	City/Borough	Juneau City Borough	DR-08-100	Harborview Elementary Renovation	\$21,244,951	
						<i>2008 Ranked Project Total</i>	\$193,303,741
2008	Not a ranked project	City/Borough	Anchorage	DR-08-106	Code Hazmat, 2 Schools	\$465,000	
2008	Not a ranked project	City/Borough	Anchorage	DR-08-107	Roof Replacement, 2 Schools	\$950,000	
2008	Not a ranked project	City/Borough	Anchorage	DR-08-108	Traffic Safety Upgrades, 2 Schools	\$600,000	
2008	Not a ranked project	City/Borough	Anchorage	DR-08-109	Electrical Upgrades, 8 Schools	\$1,475,000	
2008	Not a ranked project	City/Borough	Anchorage	DR-08-110	Mechanical Upgrades, 5 Schools	\$1,950,000	
2008	Not a ranked project	City/Borough	Anchorage	DR-08-111	Building Renewal, 7 Schools	\$1,240,000	
2008	Not a ranked project	City/Borough	Anchorage	DR-08-112	Track Improvements, 3 Schools	\$2,250,000	
2008	Not a ranked project	City/Borough	Anchorage	DR-08-113	Emergency Communication Systems, 3 Schools	\$480,000	
2008	Not a ranked project	REAA	Delta/Greely	GR-08-008	Delta HS Renovations, Weatherizations, & Heating Improvements-eff. 4/13/C	\$9,500,000	
2008	Not a ranked project	City/Borough	Dillingham City	DR-08-101	Dillingham Elem/Middle/HS Addition/Upgrade	\$15,101,248	
2008	Not a ranked project	City/Borough	Juneau City Borough	DR-08-102	Thunder Mountain High School Pool	\$8,650,853	
2008	Not a ranked project	City/Borough	Mat-Su Borough	DR-08-115	Districtwide Safety & Security Upgrade	\$13,036,720	
2008	Not a ranked project	City/Borough	Mat-Su Borough	DR-08-116	Cottonwood Creek/Wasilla HS Site Circulation & Parking/Safety Improvemer	\$4,200,000	
2008	Not a ranked project	City/Borough	Mat-Su Borough	DR-08-117	Palmer HS Original Building Roof Replacement	\$1,791,163	
2008	Not a ranked project	City/Borough	Unalaska	DR-08-114	Unalaska Jr/Sr High Renovation	\$4,500,000	
						<i>2008 Unranked Project Total</i>	\$66,189,984
2009	sc1	City/Borough	Mat-Su Borough	GR-09-001	Susitna Valley HS Replacement (actual state funding after insurance=\$3,981,079)	\$19,099,558	
2009	sc2	REAA	Lower Yukon	GR-09-002	Marshall K-12 School Replacement (\$5,000,000 reapprop to 09-008, 12-017,	\$30,554,900	
2009	sc3	REAA	Lower Kuskokwim	GR-09-003	Chaptnguak K-12 Renovation and Addition, Cheformak	\$44,182,623	
2009	sc4	City/Borough	Northwest Arctic	GR-09-004	Kobuk K-12 Renovation/Addition	\$8,667,420	



**DEED Capital Improvement Project Priority Lists
vs.
Funded Projects by Fiscal Year (FY2002 - FY2017)**

FY	CIP Priority	DistrictType	District	Project #	Project Title	Funding	Group Totals
2009	mm1	City/Borough	Ketchikan	GR-09-018	Schoenbar Middle School Repair and Remediation	\$5,669,235	
2009	mm1	City/Borough	Ketchikan	GR-09-024	Schoenbar MS Repair & Remediation addl participating share	\$436,095	
2009	mm2	REAA	Chugach	GR-09-023	Whittier K-12 School Roof Renovation	\$1,773,414	
2009	mm3	REAA	Lower Yukon	GR-09-016	Pitka's Point K-8 School Emergency Structural Remediation	\$841,575	
2009	mm4	REAA	Yupit	GR-09-021	Tuluksak K-12 School Power Generation	\$559,462	
2009	mm5	City/Borough	Northwest Arctic	GR-09-019	Shungnak K-12 School Improvements, Phase 5	\$3,895,790	
2009	mm6	City/Borough	Nome City	GR-09-014	Nome-Beltz Junior/Senior High Buildings D & E Roof Replacement	\$1,717,854	
2009	mm7	City/Borough	Petersburg City	GR-09-015	Petersburg Elementary School Roof Replacement	\$900,582	
2009	mm8	City/Borough	Ketchikan	GR-09-017	Playground Safety Upgrades-Houghtaling, Valley Park & Pt. Higgins Schools	\$583,322	
2009	mm8	City/Borough	Ketchikan	GR-09-025	Playground Safety Upgrades addl participating share	\$44,871	
2009	mm10	City/Borough	Northwest Arctic	GR-09-005	Deering K-12 School Improvements, Phase 2	\$995,652	
2009	mm12	REAA	Annette Island	GR-09-011	Leask MS Major Maintenance	\$2,016,124	
2009	mm13	REAA	Annette Island	GR-09-013	Metlakatla HS Renovation	\$8,910,015	
2009	mm14	City/Borough	Klawock City	GR-09-026	Klawock K-12 Gym Structural Repairs addl participating share	\$353,617	
2009	mm14	City/Borough	Klawock City	GR-09-009	Klawock K-12 School Gym Structural Repairs	\$1,237,657	
2009	mm15	REAA	Southeast Island	GR-09-020	Thorne Bay K-12 School Structural Repairs	\$517,440	
2009	mm16	City/Borough	Juneau City Borough		Gastineau Elementary School Renovation	\$0	
2009	mm17	City/Borough	Hoonah City	GR-09-007	Hoonah School District Pool and Boiler Room Roof Replacement	\$1,063,017	
2009	mm18	City/Borough	Klawock City	GR-09-010	Klawock K-12 School Renovation	\$1,026,329	
2009	mm18	City/Borough	Klawock City	GR-09-027	Klawock K-12 School Renovation addl participating share	\$293,237	
2009	mm19	REAA	Lower Yukon	GR-09-008	Ignatius Beans K-12 School Improvement, Mountain Village	\$15,206,209	
2009	mm20	City/Borough	Fairbanks	GR-09-006	Fairbanks District-wide Fuel Oil Tank Replacement	\$2,486,777	
2009	mm21	City/Borough	Juneau City Borough		Auke Bay Elementary School Renovation	\$0	
2009	mm22	City/Borough	Tanana City	GR-09-012	Maudry J. Sommers K-12 School Major Maintenance	\$7,457,381	
2009	mm23	REAA	Bering Strait	GR-09-022	Unalakleet HS Renovation	\$12,042,418	
2009	mm30	REAA	Chatham	GR-09-029	Gustavus K-12 School Major Maintenance	\$2,334,778	
2009	mm32	City/Borough	Haines	GR-09-030	Haines Schools Renovation Completion	\$1,196,092	
2009	mm38	REAA	Copper River	GR-09-031	Glennallen High School Upgrade	\$2,395,864	
2009	mm39	REAA	Lower Kuskokwim	GR-09-033	Mikelnguut Elitnaurviat Elementary Deferred Maintenance, Ph II, Bethel	\$5,999,773	
2009	mm40	City/Borough	Hoonah City	GR-09-034	Hoonah Schools Major Maintenance	\$5,106,199	
2009	mm41	REAA	Copper River	GR-09-032	Kenny Lake High School Upgrade	\$283,294	
						<i>2009 Ranked Project Total</i>	<i>\$189,848,574</i>
2009	Not a ranked project	City/Borough	Cordova	DR-09-101	Mt. Eccles Elementary School Renovation	\$10,669,415	
2009	Not a ranked project	City/Borough	Cordova	DR-09-102	Mt. Eccles Elementary School Addition	\$5,944,889	
2009	Not a ranked project	City/Borough	Juneau City Borough	DR-09-103	Dzantik'i Heeni MS Covered Play Area	\$1,680,000	
2009	Not a ranked project	City/Borough	Juneau City Borough	DR-09-104	Juneau School District Site Improvements	\$362,670	
2009	Not a ranked project	REAA	Kuspuk	GR-09-028	Kalskag High School Replacement	\$18,688,685	
						<i>2009 Unranked Project Total</i>	<i>\$37,345,659</i>
2010	mm 127	City/Borough	Fairbanks	DR-10-106	Salcha Elementary Playground Upgrades	\$550,000	
2010	mm 128,130 (09 list)	City/Borough	Fairbanks	DR-10-105	Lighting & Energy Efficiency Upgrades-North Pole HS and Weller Elementar	\$7,050,000	



**DEED Capital Improvement Project Priority Lists
vs.
Funded Projects by Fiscal Year (FY2002 - FY2017)**

FY	CIP Priority	DistrictType	District	Project #	Project Title	Funding	Group Totals	
2010	mm 137 (09 list)	City/Borough	Fairbanks	DR-10-103	Badger Elementary School-Refinish/Repair Building Exterior	\$1,250,000		
2010	mm 70 (09 list)	City/Borough	Fairbanks	DR-10-104	Lathrop HS Major Maintenance	\$3,100,000		
2010	mm1	REAA	Yukon-Koyukuk	GR-10-023	Kaltag K-12 School Heating System Replacement	\$1,078,835		
2010	mm10	REAA	Lower Kuskokwim	GR-10-016	Kasigluk-Akula K-12 School Generator Building Floor Failure Repairs	\$928,581		
2010	mm11	City/Borough	Galena	GR-10-015	Galena RLC Dining Facility Upgrade	\$3,528,598		
2010	mm12	City/Borough	Ketchikan	GR-10-003	Houghtaling Elementary Outdoor PE Shelter Replacement	\$276,110		
2010	mm13	City/Borough	Aleutians East	GR-10-014	False Pass K-12 School Siding Replacement	\$92,042		
2010	mm14	REAA	Lower Kuskokwim	GR-10-013	Platinum K-12 Prime Power Generators	\$181,678		
2010	mm15	REAA	Yukon-Koyukuk	GR-10-012	Allakeket K-12 School Water System Improvements	\$161,994		
2010	mm16	City/Borough	Saint Mary's	GR-10-002	St. Mary's Garage and Warm Storage Renovation	\$882,608		
2010	mm16 (09 list)	City/Borough	Juneau City Borough	DR-10-101	Gastineau Elementary School Renovation	\$13,151,844		
2010	mm17	City/Borough	Galena	GR-10-011	Galena RLC Gym Building Upgrade	\$6,888,506		
2010	mm18	City/Borough	Aleutians East	GR-10-010	Cold Bay K-12 Heating System Upgrade	\$75,789		
2010	mm19	City/Borough	Craig City	GR-10-009	Craig MS Exterior Envelope Upgrades	\$26,868		
2010	mm2	REAA	Bering Strait	GR-10-022	Diomedea K-12 School Renovation	\$15,890,622		
2010	mm20	City/Borough	Ketchikan	GR-10-008	Valley Park Elementary Siding Replacement	\$467,164		
2010	mm21	REAA	Yukon-Koyukuk	GR-10-007	Huslia HS Exterior Upgrades	\$923,685		
2010	mm22	City/Borough	Sitka City Borough	GR-10-006	Pacific High School Renovation	\$1,736,513		
2010	mm23	City/Borough	Aleutians East	GR-10-005	Sand Point K-12 Window Replacement	\$67,948		
2010	mm3	City/Borough	Kodiak Island	GR-10-021	Kodiak Schools Seismic Mitigation Project	\$3,698,450		
2010	mm4	City/Borough	Craig City	GR-10-020	Craig Middle School Classroom Renovation	\$83,588		
2010	mm5	City/Borough	Saint Mary's	GR-10-019	St. Mary's Districtwide Fuel Tank Farm Replacement	\$3,306,502		
2010	mm6	City/Borough	Craig City	GR-10-001	Craig Elementary School Roof Replacement	\$85,807		
2010	mm7	REAA	Lower Yukon	GR-10-018	Kotlik K-12 Heat Plant Relocation	\$1,369,016		
2010	mm8	REAA	Southwest Region	GR-10-017	Aleknagik, Clarks Point, Ekwok K-12 Schools: HVAC Upgrades	\$384,186		
2010	mm9	City/Borough	Wrangell City	GR-10-004	Evergreen Elem Playground Safety Upgrades	\$880,798		
							<i>2010 Ranked Project Total</i>	
2010	Not a ranked project	City/Borough	Cordova	DR-10-102	Cordova Jr/Sr HS Campuswide Improvements	\$359,834	\$68,117,732	
2010	Not a ranked project	City/Borough	Ketchikan	DR-10-100	Mike Smithers Pool Replacement	\$7,050,000		
							<i>2010 Unranked Project Total</i>	\$7,409,834
2011	sc1	REAA	Lower Yukon	GR-11-009	Alakanuk K-12 School Replacement	\$46,500,000		
2011	sc2	REAA	Lower Kuskokwim	GR-11-010	Kipnuk K-12 School Renovation/Addition	\$49,900,000		
2011	sc3	REAA	Lower Kuskokwim	GR-11-011	Kwigillingok K-12 School Renovation/Addition	\$32,100,000		
2011	mm1	City/Borough	Nome City	GR-11-001	Nome/Beltz Jr/Sr HS Fire Alarm System Replacement	\$96,386		
2011	mm2	City/Borough	Nome City	GR-11-002	Nome/Beltz Jr/Sr HS Emerg Generator Automatic Switching Replacement	\$34,066		
2011	mm3	REAA	Annette Island	GR-11-003	Metlakatla HS Renovation Alternates	\$1,202,914		
2011	mm4	REAA	Chugach	GR-11-004	Whittier K-12 School Sprinkler Installation & Interior Renovations	\$1,762,541		
2011	mm5	City/Borough	Saint Mary's	GR-11-005	Yupik Voc Ed Building Water Service & Boiler Replacement	\$123,701		
2011	mm6	City/Borough	Saint Mary's	GR-11-006	Yupik Voc Ed Building Roof Replacement	\$80,729		
2011	mm7	City/Borough	Anchorage	GR-11-007	Service HS Renovation	\$21,306,131		



**DEED Capital Improvement Project Priority Lists
vs.
Funded Projects by Fiscal Year (FY2002 - FY2017)**

FY	CIP Priority	DistrictType	District	Project #	Project Title	Funding	Group Totals
2011	mm8	City/Borough	Haines	GR-11-008	Mosquito Lake Elementary Mechanical Upgrades	\$180,491	
2011	mm21(09 list)	City/Borough	Juneau City Borough	DR-11-101	Auke Bay Elementary School Renovation	\$20,592,118	
2011	mm25	City/Borough	Mat-Su Borough	DR-11-103	Roof Replacement, 7 Schools and Administration Building	\$26,956,050	
2011	mm65	City/Borough	Kenai Peninsula	DR-11-100	Districtwide Roofing Project	\$16,866,500	
2011	mm68	City/Borough	Mat-Su Borough	DR-11-102	Fire Alarm System Replacement, 10 Schools	\$3,410,038	
2011	mm86	City/Borough	Mat-Su Borough	DR-11-104	Flooring Replacement, 8 Schools	\$3,118,963	
2011	mm110	City/Borough	Mat-Su Borough	DR-11-105	ADA Parking and Access, 3 Schools	\$300,000	
<i>2011 Ranked Project Total</i>							\$224,530,628
2011	Not a ranked project	City/Borough	Anchorage	DR-11-108	Career and Vocational Education Upgrades	\$17,000,000	
2011	Not a ranked project	City/Borough	Cordova	DR-11-107	Cordova Jr/Sr HS ILP Building	\$500,000	
2011	Not a ranked project	City/Borough	Ketchikan	DR-11-106	Ketchikan High School Roof Replacement	\$3,400,000	
<i>2011 Unranked Project Total</i>							\$20,900,000
2012	sc1	REAA	Lower Kuskokwim	GR-12-015	Kuinerramiut Elitnaurviat K-12 School Renovation/Addition, Quinhagak	\$28,489,312	
2012	sc2	REAA	Lower Kuskokwim	GR-12-016	Napaskiak K-12 School Replacement	\$33,421,589	
2012	sc4	REAA	Lower Yukon	GR-12-017	Emmonak K-12 Renovation/Addition Design	\$1,500,000	
2012	sc21	City/Borough	Mat-Su Borough	DR-12-116	New Mat-Su Day School	\$12,426,000	
2012	sc24	City/Borough	Mat-Su Borough	DR-12-118	Iditarod Elementary School Replacement	\$25,214,000	
2012	sc26	City/Borough	Juneau City Borough	DR-12-101	Adair-Kennedy Synthetic Turf Replacement	\$1,102,156	
2012	mm1	City/Borough	Saint Mary's	GR-12-001	St. Mary's Complex Renovation Completion	\$105,954	
2012	mm2	City/Borough	Ketchikan	GR-12-002	Valley Park Elementary School Roof Replacement	\$1,211,170	
2012	mm3	City/Borough	Nome City	GR-12-003	Nome Elementary Boiler Replacement	\$545,838	
2012	mm4	REAA	Lower Yukon	GR-12-004	Alakanuk Emergency Electrical Service Repairs	\$89,621	
2012	mm5	City/Borough	Pelican	GR-12-005	Pelican High School Mechanical Upgrades	\$150,628	
2012	mm6	REAA	Annette Island	GR-12-006	Annette Island School District Phone System Replacement	\$95,422	
2012	mm7	REAA	Yukon Flats	GR-12-007	Arctic Village K-12 School Soil Remediation	\$5,517,065	
2012	mm8	City/Borough	Kake City	GR-12-008	Kake Districtwide Lighting Upgrades	\$59,215	
2012	mm9	City/Borough	Denali Borough	GR-12-009	Tri-Valley K-12 School Gymnasium & Locker Room Roof Replacement	\$691,312	
2012	mm10	City/Borough	Saint Mary's	GR-12-010	Saint Mary's Back-up Generator Replacement, 3 Buildings	\$1,133,912	
2012	mm11	REAA	Lower Yukon	GR-12-011	Scammon Bay K-12 School Generator & Fuel Tank Relocation	\$1,696,152	
2012	mm12	City/Borough	Aleutians East	GR-12-012	Sand Point K-12 School Gym Floor and Bleacher Replacement	\$151,540	
2012	mm12 (13 list)	REAA	Lower Kuskokwim	GR-12-018	Bethel Campus Water and Sewer Line & Utilidor (FY12 Supplemental)	\$5,994,455	
2012	mm13	REAA	Lower Yukon	GR-12-013	Pitka's Point K-8 School Renovation	\$8,360,235	
2012	mm14	City/Borough	Yakutat City	GR-12-014	Yakutat Elementary Kitchen Renovation Completion	\$52,172	
2012	mm34	City/Borough	Fairbanks	DR-12-104	Ryan Renovation Phase II	\$9,900,000	
2012	mm62	City/Borough	Mat-Su Borough	DR-12-112	Restroom Renovation, 6 Schools	\$863,000	
2012	mm76,104	City/Borough	Mat-Su Borough	DR-12-125	Houston MS/Palmer MS Locker Replacement	\$335,000	
2012	mm81	City/Borough	Fairbanks	DR-12-102	North Pole Middle School Roof Replacement	\$3,890,000	
2012	mm85	City/Borough	Mat-Su Borough	DR-12-107	Big Lake Elementary School Renovation	\$3,000,000	
2012	mm88	City/Borough	Mat-Su Borough	DR-12-120	Districtwide Energy Upgrades	\$3,162,000	
2012	mm95	City/Borough	Mat-Su Borough	DR-12-122	Districtwide HVAC Upgrades	\$7,100,000	



**DEED Capital Improvement Project Priority Lists
vs.
Funded Projects by Fiscal Year (FY2002 - FY2017)**

FY	CIP Priority	DistrictType	District	Project #	Project Title	Funding	Group Totals
2012	mm96	City/Borough	Mat-Su Borough	DR-12-123	Emergency Power Generators & Switch Gear, 9 Schools	\$2,950,000	
2012	mm106	City/Borough	Fairbanks	DR-12-103	North Pole Vocational Wing Renovation	\$3,740,000	
2012	mm110	City/Borough	Fairbanks	DR-12-105	Salcha Roof and Envelope Upgrades	\$1,140,000	
2012	mm113	City/Borough	Fairbanks	DR-12-106	Wood River Gym Upgrades	\$1,620,000	
<i>2012 Ranked Project Total</i>							\$165,707,748
2012	Not a ranked project	City/Borough	Anchorage	DR-12-128	Building Life Extension Projects	\$22,340,625	
2012	Not a ranked project	City/Borough	Anchorage	DR-12-129	Career Technology Education Upgrades	\$8,425,000	
2012	Not a ranked project	City/Borough	Anchorage	DR-12-130	Career Technology Education Additions & Chugiak HS Control Room Replac	\$15,390,000	
2012	Not a ranked project	City/Borough	Anchorage	DR-12-131	Design Projects; Girdwood K-8, Airport Hts Elem	\$2,900,000	
2012	Not a ranked project	City/Borough	Kodiak Island	DR-12-100	Kodiak High School Renovation/Addition	\$76,310,000	
2012	Not a ranked project	City/Borough	Mat-Su Borough	DR-12-108	Palmer High School Renovation	\$5,499,969	
2012	Not a ranked project	City/Borough	Mat-Su Borough	DR-12-109	Palmer HS/Colony HS Athletic Field Improvements	\$6,007,062	
2012	Not a ranked project	City/Borough	Mat-Su Borough	DR-12-110	Wasilla HS/Houston HS Athletic Field Improvement	\$6,007,062	
2012	Not a ranked project	City/Borough	Mat-Su Borough	DR-12-111	Fire Alarm Replacement, 3 Schools	\$589,072	
2012	Not a ranked project	City/Borough	Mat-Su Borough	DR-12-113	Flooring Replacement, 7 Schools	\$685,000	
2012	Not a ranked project	City/Borough	Mat-Su Borough	DR-12-114	New Knik Area Middle/High School	\$65,455,024	
2012	Not a ranked project	City/Borough	Mat-Su Borough	DR-12-115	Valley Pathways School	\$22,165,008	
2012	Not a ranked project	City/Borough	Mat-Su Borough	DR-12-117	Mat-Su Career & Tech HS Addition	\$16,151,035	
2012	Not a ranked project	City/Borough	Mat-Su Borough	DR-12-119	New Knik Area Elementary School	\$26,529,000	
2012	Not a ranked project	City/Borough	Mat-Su Borough	DR-12-121	Districtwide Physical Education Improvements	\$1,350,000	
2012	Not a ranked project	City/Borough	Mat-Su Borough	DR-12-124	Houston HS Exterior Envelope Upgrades	\$600,000	
2012	Not a ranked project	City/Borough	Mat-Su Borough	DR-12-126	Districtwide ADA Upgrades	\$1,500,000	
2012	Not a ranked project	City/Borough	Mat-Su Borough	DR-12-127	Athletic Field Improvements	\$6,461,000	
2012	Not a ranked project	City/Borough	North Slope Borough	DR-12-132	Nuiqsut Trapper School Renovation Project	\$5,815,000	
2012	Not a ranked project	City/Borough	North Slope Borough	DR-12-132	Tikigaq School Gym and Locker Room Renovation Project	\$1,100,000	
<i>2012 Unranked Project Total</i>							\$291,279,857
2013	sc1	REAA	Lower Yukon	GR-13-014	Emmonak K-12 School Addition/Renovation	\$36,056,700	
2013	sc2	REAA	Southwest Region	GR-13-015	Koliganek K-12 School Replacement	\$24,916,815	
2013	mm1	REAA	Chugach	GR-13-001	Whittier K-12 School Heating System Upgrade	\$815,725	
2013	mm2	REAA	Yukon-Koyukuk	GR-13-002	Kaltag K-12 School Mechanical and Electrical Upgrades	\$853,165	
2013	mm3	City/Borough	Kake City	GR-13-003	Kake High School Kitchen Renovation	\$25,121	
2013	mm4	REAA	Annette Island	GR-13-004	Metlakatla High School Annex Roof Replacement	\$41,345	
2013	mm5	REAA	Chatham	GR-13-005	Angoon High School Mechanical Upgrades	\$47,818	
2013	mm6	REAA	Yukon-Koyukuk	GR-13-006	Merrelaine A Kangas K-12 School Renovation, Ruby	\$5,078,282	
2013	mm7	City/Borough	Kake City	GR-13-009	Kake High School Shower Repairs	\$43,205	
2013	mm8	City/Borough	Kake City	GR-13-010	Kake Elementary School Mechanical Ventilation	\$59,200	
2013	mm9	REAA	Bering Strait	GR-13-008	Shaktoolik K-12 School Renovation	\$9,176,358	
2013	mm10	City/Borough	Bristol Bay Borough	GR-13-011	Bristol Bay School Voc Ed Wing Renovation	\$1,538,395	
2013	mm11	City/Borough	Craig City	GR-13-012	Craig Elementary & Middle School Alternative Wood Heat Installation	\$161,172	
2013	mm13	City/Borough	Aleutians East	GR-13-007	Akutan K-12 School Siding Replacement	\$66,625	



**DEED Capital Improvement Project Priority Lists
vs.
Funded Projects by Fiscal Year (FY2002 - FY2017)**

FY	CIP Priority	DistrictType	District	Project #	Project Title	Funding	Group Totals
2013	mm14	City/Borough	Aleutians East	GR-13-013	Sand Point K-12 School Pool Major Maintenance	\$72,774	
2013	mm77	City/Borough	Ketchikan	DR-13-100	Districtwide Major Maintenance	\$2,506,323	
2013	sc7	City/Borough	Lake & Peninsula	DR-13-111	Tenalian School Addition and Renovation	\$13,979,000	
2013	mm95	City/Borough	Lake & Peninsula	DR-13-112	Newhalen Kitchen and Gym Remodel and Expansion	\$4,221,000	
<i>2013 Ranked Project Total</i>							\$99,659,023
2013	Not a ranked project	City/Borough	Ketchikan	DR-13-101	Schoenbar Middle School Field Upgrades - combined with DR-13-103	\$0	
2013	Not a ranked project	City/Borough	Ketchikan	DR-13-102	Fawn Mountain Elementary Upgrades	\$1,169,696	
2013	Not a ranked project	City/Borough	Ketchikan	DR-13-103	Districtwide Site Upgrades	\$1,103,575	
2013	Not a ranked project	City/Borough	Ketchikan	DR-13-104	Smithers Pool Demolition	\$1,585,012	
2013	Not a ranked project	City/Borough	Ketchikan	DR-13-105	Valley Park Bus Pullout (redirection from DR-10-100) - combined with DR-13-103	\$0	
2013	Not a ranked project	City/Borough	Anchorage	DR-13-106	Districtwide Building Life Extension Projects	\$10,650,000	
2013	Not a ranked project	City/Borough	Anchorage	DR-13-107	Bartlett HS Cafeteria/Kitchen Renovations	\$6,168,604	
2013	Not a ranked project	City/Borough	Anchorage	DR-13-108	District wide Planning & Design Projects - 9 Schools	\$10,725,000	
2013	Not a ranked project	City/Borough	Anchorage	DR-13-109	Aurora Elementary Schol Gym Addition	\$4,970,713	
2013	Not a ranked project	City/Borough	Anchorage	DR-13-110	Girdwood K-8 School Construction	\$22,310,683	
<i>2013 Unranked Project Total</i>							\$14,508,283
2014	mm1	City/Borough	Valdez	GR-14-001	Valdez High School Roof Replacement	\$916,162	
2014	mm2	REAA	Annette Island	GR-14-002	Metlakatla Elementary School Renovation	\$14,515,982	
2014	mm3	City/Borough	Petersburg City	GR-14-003	Petersburg Elementary Exterior Wall Renovation	\$2,152,775	
2014	mm4	City/Borough	Nenana City	GR-14-004	Nenana K-12 ADA Access Improvements	\$903,785	
2014	mm5	REAA	Chatham	GR-14-005	Tenakee K-12 School HVAC Controls Renovation	\$31,966	
2014	mm6	City/Borough	Nome City	GR-14-006	Nome-Beltz Building D Sprinkler and Fire Alarm Installation	\$417,350	
2014	mm7	REAA	Iditarod Area	GR-14-007	Holy Cross K-12 School Roof Replacement	\$287,873	
2014	mm8	City/Borough	Kake City	GR-14-008	Kake High School Boiler Replacement	\$45,643	
2014	mm9	City/Borough	Denali Borough	GR-14-009	Cantwell K-12 Sprinkler and Fire Alarm Upgrades	\$704,863	
2014	mm10	City/Borough	Valdez	GR-14-010	Valdez High School Fire and Sprinkler Upgrades	\$682,905	
2014	mm11	City/Borough	Galena	GR-14-011	Galena Interior Learning Academy Composite Building Roof Replacement	\$1,019,387	
2014	mm12	City/Borough	Nome City	GR-14-012	Nome-Beltz Jr/Sr High School HVAC Control Upgrades	\$584,428	
2014	mm13	REAA	Lower Kuskokwim	GR-14-013	Tununak K-12 School Major Maintenance	\$16,381,338	
2014	sc1	REAA	Lower Kuskokwim	GR-14-014	Nightmute School Renovation/Addition - Kasayulie #1 - 2014	\$32,965,301	
2014	sc2	REAA	Lower Kuskokwim	GR-14-016	Kwethluk K-12 Replacement School - Kasayulie #2 - 2015	\$25,008,100	
2014	sc3	REAA	Lower Kuskokwim	GR-14-015	Kuinerrarmiut Elitnaurviat K-12 Reno/Add, Quinagagak *amends GR-12-015 reduced from orgi	\$2,646,171	
<i>2014 Ranked Project Total</i>							\$99,264,029
2014	Not a ranked project	City/Borough	Kenai Peninsula	DR-14-100	Homer High School Turf Upgrade	\$1,991,718	
2014	Not a ranked project	City/Borough	Kenai Peninsula	DR-14-101	Roof Replacements - 10 Schools	\$20,995,282	
2014	Not a ranked project	City/Borough	Fairbanks	DR-14-102	Ryan Middle School Replacement	\$37,150,000	
2014	Not a ranked project	City/Borough	Fairbanks	DR-14-103	Tanana MS Roof Replacement and Exterior Upgrades	\$6,251,747	
2014	Not a ranked project	City/Borough	Fairbanks	DR-14-104	University Park Elementary Roof Reaplcement and Exterior Upgrades	\$3,412,133	
2014	Not a ranked project	City/Borough	Fairbanks	DR-14-105	Ticasuk Brown Elementary Roof Replacement and Exterior Upgrades	\$2,905,246	



**DEED Capital Improvement Project Priority Lists
vs.
Funded Projects by Fiscal Year (FY2002 - FY2017)**

FY	CIP Priority	DistrictType	District	Project #	Project Title	Funding	Group Totals
2014	Not a ranked project	City/Borough	Fairbanks	DR-14-106	North Pole MS Mechanical and Energy Efficiency Upgrades	\$6,033,410	
2014	Not a ranked project	City/Borough	Fairbanks	DR-14-107	Two Rivers Elementary Classroom Upgrades	\$797,464	
2014	Not a ranked project	City/Borough	Anchorage	DR-14-108	4 School Component Renewal, Design and Construction	\$19,910,000	
2014	Not a ranked project	City/Borough	Anchorage	DR-14-109	4 School Planning and Design	\$5,950,000	
2014	Not a ranked project	City/Borough	Anchorage	DR-14-110	Airport Heights Elementary School Addition and Renovation	\$22,800,000	
2014	Not a ranked project	City/Borough	Anchorage	DR-14-111	3 School Parking and Site Improvements Design and Construction	\$5,300,000	
2014	Not a ranked project	City/Borough	Anchorage	DR-14-112	Districtwide Emergent Projects	\$3,714,375	
2014	Not a ranked project	City/Borough	Lake & Peninsula	DR-14-113	Districtwide Energy Upgrades	\$1,800,000	
<i>2014 Unranked Project Total</i>							\$139,011,375
2015	mm16	City/Borough	Haines	DR-15-101	Haines Vocational Education Building Mechanical Upgrades	\$1,711,027	
2015	mm35	City/Borough	Haines	DR-15-100	Haines High School Air Handler Replacement	\$412,367	
2015	sc1	REAA	Lower Kuskokwim	GR-15-001	Kwethluk K-12 Replacement School - Kasayulie	\$31,516,900	
2015	sc2	City/Borough	Saint Mary's	GR-15-002	St. Mary's School District - Andreafski High School Gym Construction	\$11,762,891	
<i>2015 Ranked Project Total</i>							\$45,403,185
2015	Not a ranked project	City/Borough	North Slope	DR-15-102	Meade River School Major Renovation - Design Phase	\$1,000,000	
2015	Not a ranked project	City/Borough	Kodiak Island	DR-15-103	Roofing Replacement - 2 Schools	\$1,205,907	
2015	Not a ranked project	City/Borough	Kodiak Island	DR-15-104	East Elementary School Renovation	\$1,592,841	
2015	Not a ranked project	City/Borough	Kodiak Island	DR-15-105	Elementary Flooring Replacement - 2 Schools	\$813,498	
2015	Not a ranked project	City/Borough	Kodiak Island	DR-15-106	Peterson Elementary School Boilers and Controls	\$1,019,428	
2015	Not a ranked project	City/Borough	Kodiak Island	DR-15-107	Kodiak Middle School Fire Alarm, HVAC and Elevator Controls Replacement	\$2,035,193	
2015	Not a ranked project	City/Borough	Kodiak Island	DR-15-108	Flooring Replacement - 3 Schools	\$383,489	
2015	Not a ranked project	City/Borough	Kodiak Island	DR-15-109	Site Paving and UST Replacement - 2 Schools	\$1,797,829	
2015	Not a ranked project	City/Borough	Kodiak Island	DR-15-110	Playground Replacement - 6 Schools	\$879,440	
2015	Not a ranked project	City/Borough	Kodiak Island	DR-15-111	UST Replacement - 3 Schools	\$552,375	
<i>2015 Unranked Project Total</i>							\$11,280,000
2016	sc0	City/Borough	Northwest Arctic	GR-16-005	Kivalina K-12 Replacement School - Final Kasayulie	\$43,237,400	
2016	mm1	City/Borough	Petersburg	GR-16-001	Petersburg MS/HS Boiler Rehabilitation	\$24,565	
2016	mm2	REAA	Yukon-Koyukuk	GR-16-002	Andrew K Demoski K-12 School Reno, Nulato	\$10,637,668	
2016	mm3	City/Borough	Nome City	GR-16-003	Districtwide Lighting Replacement	\$192,813	
2016	mm4	REAA	Lower Kuskokwim	GR-16-004	Bethel Campus Boiler Replacement	\$2,636,146	
<i>2016 Ranked Project Total</i>							\$56,728,592
2017	sc1	City/Borough	Kenai Peninsula	GR-17-001	Kachemak Selo New K-12 School Construction	\$10,867,503	
2017	sc8	REAA	Lower Kuskokwim	GR-17-002	Bethel Regional High School Multipurpose Addition	\$7,129,765	
2017	sc3	REAA	Yukon-Koyukuk	GR-17-003	Jimmy Huntington K-12 Renovation/Addition, Huslia	\$15,394,787	
2017	sc2	REAA	Lower Kuskokwim	GR-17-004	Lewis Angapak K-12 School Renovation/Addition, Tuntutuliak	\$40,343,416	
<i>2017 Ranked Project Total</i>							\$73,735,471
<i>Total</i>							\$3,282,653,236

State of Alaska Department of Education & Early Development - School Finance
 School District Operating Fund Energy (heating, fuel, electric) Expenditures
 Prepared 2/22/2017

School District	Actual FY02 Energy \$	Actual FY03 Energy \$	Actual FY04 Energy \$	Actual FY05 Energy \$	Actual FY06 Energy \$	Actual FY07 Energy \$
Alaska Gateway	\$ 521,130	\$ 491,233	\$ 589,133	\$ 651,687	\$ 707,763	\$ 867,666
Aleutian Region	62,362	-	62,800	29,204	46,413	86,274
Aleutians East Borough	382,426	355,777	403,001	437,660	541,015	559,959
Anchorage	7,766,242	7,270,198	8,961,730	9,372,030	11,165,877	12,303,717
Annette Island	-	162,239	155,529	175,676	182,516	191,113
Bering Strait	728,068	704,380	2,134,488	2,152,863	3,005,405	3,384,042
Bristol Bay Borough	227,927	216,434	241,251	212,270	230,581	274,456
Chatham	-	181,119	212,906	229,724	265,837	302,481
Chugach	59,501	25,264	41,076	45,073	90,930	107,456
Copper River	319,897	322,032	221,669	390,944	509,818	522,672
Cordova	-	-	249,560	293,971	331,430	398,065
Craig	155,542	144,419	154,443	163,978	189,950	208,251
Delta/Greely	167,087	164,565	286,459	242,699	451,954	478,235
Denali Borough	207,231	188,937	225,205	315,025	404,530	434,355
Dillingham	291,266	293,995	293,688	370,035	412,651	453,905
Fairbanks N. Star Borough	2,917,770	2,938,201	3,148,448	3,738,135	4,603,356	4,841,662
Galena	459,290	436,911	402,988	468,915	990,026	708,204
Haines Borough	170,600	166,491	183,628	224,813	264,427	276,813
Hoonah	130,345	198,599	215,603	258,918	328,770	331,834
Hydaburg	-	37,482	72,815	100,726	15,676	16,067
Iditarod Area	520,811	462,530	425,883	443,990	535,569	633,243
Juneau Borough	789,239	845,041	882,126	942,545	1,030,558	1,263,619
Kake	137,314	132,732	121,848	147,412	191,190	229,319
Kashunamiut (1)	28,352	-	88,912	153,765	315,844	261,332
Kenai Peninsula Borough	3,358,504	3,321,866	3,063,674	3,501,901	4,313,842	4,461,621
Ketchikan Gateway Borough	540,901	575,265	590,287	649,590	812,073	965,989
Klawock	35,650	35,239	100,226	104,703	123,441	111,588
Kodiak Island Borough	1,150,204	1,080,762	1,129,634	1,346,996	1,655,091	1,762,874
Kuspuk	422,951	407,022	341,546	389,522	234,387	234,370
Lake & Peninsula Borough	-	716,971	734,376	744,215	869,425	1,058,782
Lower Kuskokwim	167,147	2,266,196	2,363,880	2,483,987	2,997,275	3,504,318
Lower Yukon	542,823	559,335	1,583,704	1,480,687	1,249,076	2,138,577
Mat-Su Borough	2,257,541	2,072,943	2,215,834	2,548,024	2,926,442	3,515,672
Nenana	149,522	138,015	146,908	188,747	262,585	258,639
Nome	501,671	477,032	511,182	543,146	767,474	967,611
North Slope Borough	174,115	201,390	2,007,121	2,123,944	2,658,473	2,682,839
Northwest Arctic Borough	2,480,755	2,514,029	2,745,453	2,809,940	3,382,486	4,077,785
Pelican	32,168	24,360	36,610	44,296	38,510	23,030
Petersburg	338,977	361,638	370,532	415,053	434,133	479,630
Pribilof	124,584	125,875	99,788	118,629	168,080	180,870
Saint Mary's	-	-	104,675	101,082	165,512	188,115
Sitka Borough	133,231	389,237	426,371	485,987	661,064	705,707
Skagway	74,990	70,538	51,973	57,276	76,116	91,441
Southeast Island	130,019	152,870	157,093	211,363	215,644	252,034
Southwest Region	286,628	670,591	755,311	870,389	1,072,935	1,303,908
Tanana	-	79,801	23,942	97,050	109,603	171,818
Unalaska	17,701	212,357	214,749	268,943	288,929	393,749
Valdez	341,071	-	415,970	427,858	574,780	523,592
Wrangell	61,593	67,497	142,297	153,569	187,726	212,424
Yakutat	134,225	81,933	116,979	118,611	142,714	147,583
Yukon Flats	223,926	253,204	-	602,129	840,902	869,488
Yukon/Koyukuk	646,062	625,564	500,994	586,426	755,295	859,831
Yupiit (1)	-	-	417,426	471,525	504,298	1,033,876
Total	\$ 30,369,359	\$ 33,220,109	\$ 41,143,724	\$ 45,507,646	\$ 55,300,397	\$ 62,312,501

Note 1: Information for FY2016 is pending the receipt of audited financial statements.

State of Alaska Department of Education & Early Development - School Finance
 School District Operating Fund Energy (heating, fuel, electric) Expenditures
 Prepared 2/22/2017

School District	Actual FY08 Energy \$	Actual FY09 Energy \$	Actual FY10 Energy \$	Actual FY11 Energy \$	Actual FY12 Energy \$	Actual FY13 Energy \$
Alaska Gateway	\$ 839,482	\$ 878,575	\$ 816,608	\$ 887,043	\$ 1,064,796	\$ 934,763
Aleutian Region	65,309	57,200	60,199	66,907	40,467	82,967
Aleutians East Borough	768,279	705,093	632,157	692,888	767,544	830,795
Anchorage	12,402,071	14,563,886	13,598,545	13,169,389	13,460,840	12,801,699
Annette Island	209,632	223,241	107,485	209,337	407,819	292,289
Bering Strait	3,574,340	5,182,580	3,671,258	3,456,204	4,253,288	4,377,554
Bristol Bay Borough	315,022	341,626	332,257	373,744	357,604	375,809
Chatham	397,128	413,814	273,622	314,813	346,366	341,825
Chugach	97,638	79,918	87,845	148,062	205,713	204,659
Copper River	627,040	660,588	557,616	613,801	746,733	748,465
Cordova	408,532	332,587	259,203	324,722	315,906	303,559
Craig	231,390	247,802	183,400	226,687	281,086	407,178
Delta/Greely	587,028	653,884	524,951	621,490	673,163	667,594
Denali Borough	469,243	489,087	447,358	462,256	464,192	421,726
Dillingham	473,709	670,288	492,382	405,022	566,991	514,594
Fairbanks N. Star Borough	5,658,279	5,128,925	5,405,220	6,066,151	6,579,953	6,420,421
Galena	1,077,024	925,643	1,151,566	1,128,251	1,255,401	930,285
Haines Borough	301,100	276,743	250,972	249,803	250,860	268,330
Hoonah	332,656	281,368	114,246	287,428	396,669	324,448
Hydaburg	201,721	181,787	180,822	174,418	169,029	205,736
Iditarod Area	603,232	784,926	828,010	579,416	659,715	824,136
Juneau Borough	1,333,745	1,278,617	1,224,780	1,588,077	1,686,385	1,797,195
Kake	210,023	250,129	278,063	277,807	134,284	239,376
Kashunamiut (1)	379,537	438,263	372,192	212,354	355,863	464,397
Kenai Peninsula Borough	4,902,341	5,160,787	4,810,469	5,593,378	5,929,922	5,585,135
Ketchikan Gateway Borough	1,230,265	861,620	970,355	1,149,170	1,034,581	1,009,690
Klawock	145,112	128,549	118,124	130,808	176,296	157,001
Kodiak Island Borough	2,127,994	1,755,110	1,813,968	1,972,911	2,371,536	2,195,472
Kuspuk	597,657	862,874	875,129	757,992	469,621	520,967
Lake & Peninsula Borough	1,190,859	1,413,400	1,193,712	1,269,458	1,315,666	1,111,277
Lower Kuskokwim	3,907,437	5,316,572	4,694,069	4,934,856	5,578,413	5,879,307
Lower Yukon	2,640,515	3,822,947	3,385,394	3,075,839	3,312,491	3,921,694
Mat-Su Borough	3,657,394	4,123,662	3,850,855	3,984,289	4,395,336	4,320,265
Nenana	301,908	327,578	316,327	313,290	368,201	223,738
Nome	1,027,876	1,185,985	1,174,457	1,085,858	1,269,752	1,189,871
North Slope Borough	2,855,140	3,580,908	3,084,423	2,859,691	3,167,390	3,017,204
Northwest Arctic Borough	2,855,004	4,501,413	3,886,786	3,247,009	4,498,281	4,348,844
Pelican	45,912	36,693	45,455	53,255	60,125	40,101
Petersburg	486,112	448,015	445,720	558,119	581,548	605,270
Pribilof	219,057	212,785	240,888	223,119	233,871	354,067
Saint Mary's	197,985	350,390	306,744	237,131	332,930	346,397
Sitka Borough	952,095	783,556	765,557	818,841	885,182	856,565
Skagway	99,232	89,604	79,302	92,899	110,127	115,669
Southeast Island	314,575	282,186	226,005	280,436	304,032	334,049
Southwest Region	1,244,716	1,535,629	1,499,700	1,417,012	1,536,666	1,462,797
Tanana	148,535	235,660	107,510	153,364	92,025	151,251
Unalaska	498,359	457,887	380,780	451,657	540,363	503,079
Valdez	684,633	536,504	557,116	648,352	754,361	840,749
Wrangell	199,495	247,322	175,681	188,481	225,432	252,754
Yakutat	170,810	195,864	173,535	170,454	213,909	203,893
Yukon Flats	916,316	1,180,867	950,896	1,240,863	1,282,388	1,350,625
Yukon/Koyukuk	892,140	1,255,601	970,459	827,052	1,116,299	1,212,252
Yup'it (1)	725,183	1,175,575	968,629	1,406,567	739,871	1,228,088
Total	\$ 66,797,817	\$ 77,112,113	\$ 69,918,802	\$ 71,678,221	\$ 78,337,282	\$ 78,117,871

Note 1: Information for FY2016 is pending the receipt of audited financial statements.

State of Alaska Department of Education & Early Development - School Finance
 School District Operating Fund Energy (heating, fuel, electric) Expenditures
 Prepared 2/22/2017

School District	Actual FY14 Energy \$	Actual FY15 Energy \$	Actual FY16 Energy \$	Budget FY17 Energy \$
Alaska Gateway	\$ 871,151	\$ 940,056	\$ 695,546	\$ 893,240
Aleutian Region	54,190	74,553	62,963	58,000
Aleutians East Borough	800,668	623,426	475,503	668,352
Anchorage	12,897,124	14,368,207	13,967,937	18,314,500
Annette Island	211,257	305,661	275,175	351,000
Bering Strait	4,075,937	4,935,570	3,797,471	4,300,000
Bristol Bay Borough	362,587	343,733	323,546	350,000
Chatham	291,654	304,291	233,164	262,048
Chugach	169,774	154,665	163,069	185,000
Copper River	590,099	517,376	405,525	642,150
Cordova	279,713	240,962	217,782	278,000
Craig	194,093	179,671	182,115	209,869
Delta/Greely	721,548	614,600	334,110	365,000
Denali Borough	420,526	371,881	293,198	416,100
Dillingham	545,950	469,682	405,740	420,000
Fairbanks N. Star Borough	5,824,467	5,628,797	4,798,677	5,361,498
Galena	863,987	939,892	909,170	1,632,717
Haines Borough	238,756	196,693	182,324	211,500
Hoonah	275,594	242,115	130,025	169,382
Hydaburg	163,055	142,096	135,537	182,465
Iditarod Area	804,333	808,713	619,330	309,418
Juneau Borough	1,781,013	1,351,628	1,092,477	1,501,500
Kake	199,670	190,323	147,746	233,390
Kashunamiut (1)	399,367	361,606		439,500
Kenai Peninsula Borough	5,511,290	5,707,467	5,371,584	5,227,765
Ketchikan Gateway Borough	990,466	842,559	762,092	952,597
Klawock	150,653	127,591	113,543	140,000
Kodiak Island Borough	2,032,624	1,908,365	1,490,239	1,956,504
Kuspuk	363,021	368,229	348,723	655,000
Lake & Peninsula Borough	1,081,144	1,051,940	903,356	920,000
Lower Kuskokwim	5,692,659	5,618,363	4,973,460	5,495,431
Lower Yukon	3,538,541	3,835,003	3,476,319	3,762,371
Mat-Su Borough	4,312,587	5,159,703	5,370,293	5,578,540
Nenana	202,136	229,195	179,855	178,000
Nome	1,154,463	1,273,150	1,087,789	1,387,312
North Slope Borough	3,066,267	3,228,803	2,874,306	3,355,000
Northwest Arctic Borough	4,018,811	4,866,500	4,005,958	4,387,400
Pelican	26,756	15,894	12,935	12,409
Petersburg	537,934	424,270	352,805	460,000
Pribilof	219,068	201,131	160,161	256,000
Saint Mary's	360,136	341,680	325,694	421,000
Sitka Borough	901,633	774,912	607,824	879,205
Skagway	105,616	99,577	81,560	90,000
Southeast Island	323,787	282,203	240,475	333,350
Southwest Region	1,713,090	1,617,001	1,341,024	1,373,116
Tanana	127,490	135,111	182,606	120,000
Unalaska	481,684	410,538	308,055	290,000
Valdez	623,513	766,410	491,039	794,850
Wrangell	237,177	190,094	176,772	205,474
Yakutat	169,646	131,587	70,738	56,500
Yukon Flats	1,163,292	1,470,088	721,945	992,900
Yukon/Koyukuk	1,014,893	895,719	806,816	933,703
Yupitit (1)	1,170,819	1,215,254		749,000
Total	\$ 74,327,709	\$ 77,494,534	\$ 66,686,096	\$ 79,718,056

Note 1: Information for FY2016 is pending the receipt of audited financial statements.