

**HB**

**339**

<TARGET><BILL>HB 339</BILL><SUBJECT>HB  
339</SUBJECT><COMM>SEDC30</COMM></TARGET>

# ALASKA STATE LEGISLATURE



REPRESENTATIVE LES GARA

## Sponsor Statement

### House Bill 339:

Public school funding is roughly \$25 million less than it was in 2015, according to Alaska's non-partisan Legislative Finance Division. If you consider the effects of inflation, the loss is even greater – more than \$90 million.

In Anchorage, 394 teachers and support staff have been cut in the last five years, largely due to funding shortages. Ninety-one additional staff could be eliminated in FY19. The Fairbanks School District faces a shortfall next year of \$8.3 million, endangering up to 50 full-time positions. In Juneau, the district has cut 92 full-time positions since 2011, and more are on the chopping block. All of these cuts impact student opportunity and achievement. A student can't do the 6<sup>th</sup> grade over again later, when school funding eventually gets fixed.

This bill would mitigate this funding crisis by increasing the Base Student Allocation (BSA) by a modest \$100. It would generate roughly \$25 million for districts statewide, roughly equal to the amount lost since 2015.

School funding cuts increase classroom sizes, reduce course offerings, undermine support for teachers and students, and demoralize the entire education community. We must not shortchange our youth and deprive them of opportunities they need to succeed.

Educators, students and parents from across the state support this modest but critical BSA increase.

# ALASKA STATE LEGISLATURE



REPRESENTATIVE LES GARA

## Sectional Analysis for HB 339

### House Bill 339:

**Section 1.** (Lines 3-5) This section amends AS 14.17.470 to increase the base student allocation by \$100 to a total of \$6,030.

**Section 2.** (Line 6) This section names the effective date, July 1<sup>st</sup>, 2018.

# Fiscal Note

State of Alaska  
2018 Legislative Session

|                     |           |
|---------------------|-----------|
| Bill Version:       | HB 339    |
| Fiscal Note Number: | 1         |
| (H) Publish Date:   | 3/14/2018 |

Identifier: HB339-EED-FP-2-10-18  
 Title: INCREASE BASE STUDENT ALLOCATION  
 Sponsor: GARA  
 Requester: House Education Committee

Department: Department of Education and Early Development  
 Appropriation: K-12 Aid to School Districts  
 Allocation: Foundation Program  
 OMB Component Number: 141

**Expenditures/Revenues**

Note: Amounts do not include inflation unless otherwise noted below. (Thousands of Dollars)

|                               | FY2019<br>Appropriation<br>Requested | Included in<br>Governor's<br>FY2019<br>Request | Out-Year Cost Estimates |            |            |            |            |
|-------------------------------|--------------------------------------|--|-------------------------|------------|------------|------------|------------|
|                               | FY 2019                              | FY 2019  | FY 2020                 | FY 2021    | FY 2022    | FY 2023    | FY 2024    |
| <b>OPERATING EXPENDITURES</b> |                                      |  |                         |            |            |            |            |
| Personal Services             |                                      |  |                         |            |            |            |            |
| Travel                        |                                      |  |                         |            |            |            |            |
| Services                      |                                      |  |                         |            |            |            |            |
| Commodities                   |                                      |  |                         |            |            |            |            |
| Capital Outlay                |                                      |  |                         |            |            |            |            |
| Grants & Benefits             |                                      |  |                         |            |            |            |            |
| Miscellaneous                 |                                      |  |                         |            |            |            |            |
| <b>Total Operating</b>        | <b>0.0</b>                           | <b>0.0</b>                                     | <b>0.0</b>              | <b>0.0</b> | <b>0.0</b> | <b>0.0</b> | <b>0.0</b> |

**Fund Source (Operating Only)**

|              |            |            |            |            |            |            |            |
|--------------|------------|------------|------------|------------|------------|------------|------------|
| None         |            |            |            |            |            |            |            |
| <b>Total</b> | <b>0.0</b> | <b>0.0</b> | <b>0.0</b> | <b>0.0</b> | <b>0.0</b> | <b>0.0</b> | <b>0.0</b> |

**Positions**

|           |  |  |  |  |  |  |  |
|-----------|--|--|--|--|--|--|--|
| Full-time |  |  |  |  |  |  |  |
| Part-time |  |  |  |  |  |  |  |
| Temporary |  |  |  |  |  |  |  |

**Change in Revenues**

|              |            |            |            |            |            |            |            |
|--------------|------------|------------|------------|------------|------------|------------|------------|
| None         |            |            |            |            |            |            |            |
| <b>Total</b> | <b>0.0</b> | <b>0.0</b> | <b>0.0</b> | <b>0.0</b> | <b>0.0</b> | <b>0.0</b> | <b>0.0</b> |

Estimated SUPPLEMENTAL (FY2018) cost: 0.0 *(separate supplemental appropriation required)*  
*(discuss reasons and fund source(s) in analysis section)*

Estimated CAPITAL (FY2019) cost: 0.0 *(separate capital appropriation required)*  
*(discuss reasons and fund source(s) in analysis section)*

**ASSOCIATED REGULATIONS**

Does the bill direct, or will the bill result in, regulation changes adopted by your agency? No  
 If yes, by what date are the regulations to be adopted, amended or repealed?

**Why this fiscal note differs from previous version/comments:**

Not applicable; initial version.

|              |   |        |                     |
|--------------|---|--------|---------------------|
| Prepared By: | Heidi Teshner, Director                     | Phone: | (907)465-2875       |
| Division:    | Finance and Support Services                | Date:  | 02/10/2018 12:30 PM |
| Approved By: | Dr. Michael Johnson, Commissioner           | Date:  | 02/10/18            |
| Agency:      | Department of Education & Early Development |        |                     |

## FISCAL NOTE ANALYSIS

STATE OF ALASKA  
2018 LEGISLATIVE SESSION

## Analysis

HB339 increases the base student allocation under AS 14.17.470 by \$100 to \$6,030. Based on the FY2019 projected average daily membership as applied to the public school funding under AS 14.17.410, this legislation will increase funding by \$25,595.4 to the department and is capitalized through the Public Education Fund fiscal note.

It provides for a July 1, 2018 effective date.

Department of Education & Early Development  
 Prepared 2/9/2018  
 HB339 - Increase BSA from \$5,930 to \$6,030

Prepared by School Finance

| School District           | Proj. FY2019<br>TOTAL STATE<br>ENTITLEMENT | Proj. FY2019 State<br>Entitlement w/ BSA<br>@ \$6,030 | Difference        |
|---------------------------|--|---|-------------------|
| Alaska Gateway            | \$ 8,693,691                               | \$ 8,843,822  | \$ 150,131        |
| Aleutian Region           | 1,235,151                                  | 1,256,838   | 21,687            |
| Alcutians East Borough    | 4,607,602                                  | 4,703,323   | 95,721            |
| Anchorage                 | 324,736,745                                | 332,124,361   | 7,387,616         |
| Annetic Island            | 2,997,976                                  | 3,085,782   | 87,806            |
| Bering Strait             | 32,723,018                                 | 33,436,449  | 713,431           |
| Bristol Bay Borough       | 1,022,421                                  | 1,056,796   | 34,375            |
| Chatham                   | 3,752,571                                  | 3,817,439   | 64,868            |
| Chugach                   | 3,401,734                                  | 3,460,280   | 58,546            |
| Copper River              | 6,421,350                                  | 6,534,520   | 113,170           |
| Cordova                   | 4,189,123                                  | 4,274,538   | 85,415            |
| Craig                     | 4,381,230                                  | 4,465,225   | 83,995            |
| Delta/Greely              | 9,903,893                                  | 10,074,865  | 170,972           |
| Denali Borough            | 7,290,221                                  | 7,428,932   | 138,711           |
| Dillingham                | 6,334,185                                  | 6,456,240   | 122,055           |
| Fairbanks N. Star Borough | 116,886,028                                | 119,466,380   | 2,580,352         |
| Galena                    | 24,414,710                                 | 24,827,486  | 412,776           |
| Haines Borough            | 2,276,817                                  | 2,333,475   | 56,658            |
| Hoonah                    | 2,283,556                                  | 2,326,937   | 43,381            |
| Hydaburg                  | 1,877,590                                  | 1,910,002   | 32,412            |
| Iditarod Area             | 6,456,395                                  | 6,570,281   | 113,886           |
| Juneau Borough            | 36,709,678                                 | 37,568,414  | 858,736           |
| Take                      | 2,114,254                                  | 2,155,267   | 41,013            |
| Kashunamiut               | 4,147,038                                  | 4,248,972   | 101,934           |
| Kenai Peninsula Borough   | 79,721,955                                 | 81,520,228  | 1,798,273         |
| Ketchikan Gateway Borough | 24,780,384                                 | 25,276,005  | 495,621           |
| Klawock                   | 2,085,330                                  | 2,131,629   | 46,299            |
| Kodiak Island Borough     | 25,341,117                                 | 25,851,775  | 510,658           |
| Kuspuk                    | 5,827,103                                  | 5,972,738   | 145,635           |
| Lake & Peninsula Borough  | 9,076,053                                  | 9,238,629   | 162,576           |
| Lower Kuskokwim           | 67,703,688                                 | 69,055,349  | 1,351,661         |
| Lower Yukon               | 30,092,207                                 | 30,813,425  | 721,218           |
| Mat-Su Borough            | 168,308,127                                | 171,660,850   | 3,352,723         |
| Nenana                    | 8,687,445                                  | 8,834,932   | 147,487           |
| Nome                      | 8,252,801                                  | 8,410,133   | 157,332           |
| North Slope Borough       | 17,309,724                                 | 17,893,972  | 584,248           |
| Northwest Arctic Borough  | 36,593,090                                 | 37,293,826  | 700,736           |
| Pelican                   | 541,776                                    | 551,500   | 9,724             |
| Petersburg                | 6,058,686                                  | 6,180,552   | 121,866           |
| Pribilof                  | 1,003,700                                  | 1,031,306   | 27,606            |
| Saint Mary's              | 3,431,913                                  | 3,491,116   | 59,203            |
| Sitka Borough             | 12,636,519                                 | 12,908,237  | 271,718           |
| Skagway                   | 859,881                                    | 887,558   | 27,677            |
| Southeast Island          | 5,868,940                                  | 5,967,644   | 98,704            |
| Southwest Region          | 10,047,795                                 | 10,275,956  | 228,161           |
| Tanana                    | 1,035,671                                  | 1,053,975   | 18,304            |
| Unalaska                  | 4,400,580                                  | 4,503,786   | 103,206           |
| Valdez                    | 5,106,820                                  | 5,255,903   | 149,083           |
| Wrangell                  | 3,847,122                                  | 3,921,532   | 74,410            |
| Yakutat                   | 933,912                                    | 953,535   | 19,623            |
| Yukon Flats               | 6,388,276                                  | 6,518,640   | 130,364           |
| Yukon/Koyukuk             | 15,168,968                                 | 15,444,663  | 275,695           |
| Yupitit                   | 6,503,456                                  | 6,667,413   | 163,957           |
| Mt. Edgecumbe High School | 3,308,453                                  | 3,380,443   | 71,990            |
| <b>TOTAL</b>              | <b>1,189,778,469</b>                       | <b>1,215,373,874</b>                                  | <b>25,595,405</b> |

# Fiscal Note

State of Alaska  
2018 Legislative Session

|                     |           |
|---------------------|-----------|
| Bill Version:       | HB 339    |
| Fiscal Note Number: | 2         |
| (H) Publish Date:   | 3/14/2018 |

Identifier: HB339-EED-MEHS-2-9-18  
 Title: INCREASE BASE STUDENT ALLOCATION  
 Sponsor: GARA  
 Requester: House Education Committee

Department: Department of Education and Early Development  
 Appropriation: Mt. Edgecumbe Boarding School  
 Allocation: Mt. Edgecumbe Boarding School  
 OMB Component Number: 1060

**Expenditures/Revenues**

Note: Amounts do not include inflation unless otherwise noted below.

(Thousands of Dollars)

|                               | FY2019<br>Appropriation<br>Requested | Included in<br>Governor's<br>FY2019<br>Request | Out-Year Cost Estimates |             |             |             |             |             |
|-------------------------------|--------------------------------------|--|-------------------------|-------------|-------------|-------------|-------------|-------------|
|                               |                                      |  | FY 2020                 | FY 2021     | FY 2022     | FY 2023     | FY 2024     |             |
| <b>OPERATING EXPENDITURES</b> |                                      |  |                         |             |             |             |             |             |
| Personal Services             |                                      | 3,781.6  |                         |             |             |             |             |             |
| Travel                        |                                      | 342.5  |                         |             |             |             |             |             |
| Services                      | 72.0                                 | 1,815.9  | 72.0                    | 72.0        | 72.0        | 72.0        | 72.0        | 72.0        |
| Commodities                   |                                      | 313.6  |                         |             |             |             |             |             |
| Capital Outlay                |                                      | 27.0   |                         |             |             |             |             |             |
| Grants & Benefits             |                                      |  |                         |             |             |             |             |             |
| Miscellaneous                 |                                      |  |                         |             |             |             |             |             |
| <b>Total Operating</b>        | <b>72.0</b>                          | <b>6,280.6</b>                                 | <b>72.0</b>             | <b>72.0</b> | <b>72.0</b> | <b>72.0</b> | <b>72.0</b> | <b>72.0</b> |

**Fund Source (Operating Only)**

|                        |             |                |             |             |             |             |             |             |
|------------------------|-------------|----------------|-------------|-------------|-------------|-------------|-------------|-------------|
| 1007 I/A Rcpts (Other) | 72.0        | 6,280.6        | 72.0        | 72.0        | 72.0        | 72.0        | 72.0        | 72.0        |
| <b>Total</b>           | <b>72.0</b> | <b>6,280.6</b> | <b>72.0</b> | <b>72.0</b> | <b>72.0</b> | <b>72.0</b> | <b>72.0</b> | <b>72.0</b> |

**Positions**

|           |  |  |  |  |  |  |  |  |
|-----------|--|--|--|--|--|--|--|--|
| Full-time |  |  |  |  |  |  |  |  |
| Part-time |  |  |  |  |  |  |  |  |
| Temporary |  |  |  |  |  |  |  |  |

**Change in Revenues**

|              |            |            |            |            |            |            |            |            |
|--------------|------------|------------|------------|------------|------------|------------|------------|------------|
| None         |            |            |            |            |            |            |            |            |
| <b>Total</b> | <b>0.0</b> | <b>0.0</b> | <b>0.0</b> | <b>0.0</b> | <b>0.0</b> | <b>0.0</b> | <b>0.0</b> | <b>0.0</b> |

**Estimated SUPPLEMENTAL (FY2018) cost:** 0.0 (separate supplemental appropriation required)  
 (discuss reasons and fund source(s) in analysis section)

**Estimated CAPITAL (FY2019) cost:** 0.0 (separate capital appropriation required)  
 (discuss reasons and fund source(s) in analysis section)

**ASSOCIATED REGULATIONS**

Does the bill direct, or will the bill result in, regulation changes adopted by your agency? **No**  
 If yes, by what date are the regulations to be adopted, amended or repealed?

**Why this fiscal note differs from previous version/comments:**

Not applicable; initial version.

|              |   |        |                     |
|--------------|---|--------|---------------------|
| Prepared By: | Heidi Teshner, Director                     | Phone: | (907)465-2875       |
| Division:    | Finance and Support Services                | Date:  | 02/09/2018 04:30 PM |
| Approved By: | Dr. Michael Johnson, Commissioner           | Date:  | 02/09/18            |
| Agency:      | Department of Education & Early Development |        |                     |

FISCAL NOTE ANALYSIS

STATE OF ALASKA  
2018 LEGISLATIVE SESSION

Analysis

HB339 increases the base student allocation under AS 14.17.470 by \$100 to \$6,030. Based on the FY2019 projected average daily membership as applied to the public school funding under AS 14.17.410, this legislation increases funding by \$25,595.4; of that total \$72.0 is Mount Edgecumbe Boarding School.

It provides for a July 1, 2018 effective date.

# Fiscal Note

State of Alaska  
2018 Legislative Session

|                     |           |
|---------------------|-----------|
| Bill Version:       | HB 339    |
| Fiscal Note Number: | 3         |
| (H) Publish Date:   | 3/14/2018 |

Identifier: HB339-EED-PEF-2-9-18  
 Title: INCREASE BASE STUDENT ALLOCATION  
 Sponsor: GARA  
 Requester: House Education Committee

Department: Fund Capitalization  
 Appropriation: Fund Capitalization (no approps out)  
 Allocation: Public Education Fund (starts FY17)  
 OMB Component Number: 2804

**Expenditures/Revenues**

Note: Amounts do not include inflation unless otherwise noted below. (Thousands of Dollars)

|                               | FY2019                  | Included in               | Out-Year Cost Estimates |         |                 |         |                 |         |                 |
|-------------------------------|-------------------------|---------------------------|-------------------------|---------|-----------------|---------|-----------------|---------|-----------------|
|                               | Appropriation Requested | Governor's FY2019 Request | FY 2019                 | FY 2019 | FY 2020         | FY 2021 | FY 2022         | FY 2023 | FY 2024         |
| <b>OPERATING EXPENDITURES</b> |                         |                           |                         |         |                 |         |                 |         |                 |
| Personal Services             |                         |                           |                         |         |                 |         |                 |         |                 |
| Travel                        |                         |                           |                         |         |                 |         |                 |         |                 |
| Services                      |                         |                           |                         |         |                 |         |                 |         |                 |
| Commodities                   |                         |                           |                         |         |                 |         |                 |         |                 |
| Capital Outlay                |                         |                           |                         |         |                 |         |                 |         |                 |
| Grants & Benefits             | 25,595.4                |                           | 25,595.4                |         | 25,595.4        |         | 25,595.4        |         | 25,595.4        |
| Miscellaneous                 |                         |                           |                         |         |                 |         |                 |         |                 |
| <b>Total Operating</b>        | <b>25,595.4</b>         | <b>0.0</b>                | <b>25,595.4</b>         |         | <b>25,595.4</b> |         | <b>25,595.4</b> |         | <b>25,595.4</b> |

**Fund Source (Operating Only)**

|                     |                 |            |                 |  |                 |  |                 |  |                 |
|---------------------|-----------------|------------|-----------------|--|-----------------|--|-----------------|--|-----------------|
| 1004 Gen Fund (UGF) | 25,595.4        |            | 25,595.4        |  | 25,595.4        |  | 25,595.4        |  | 25,595.4        |
| <b>Total</b>        | <b>25,595.4</b> | <b>0.0</b> | <b>25,595.4</b> |  | <b>25,595.4</b> |  | <b>25,595.4</b> |  | <b>25,595.4</b> |

**Positions**

|           |  |  |  |  |  |  |  |  |  |
|-----------|--|--|--|--|--|--|--|--|--|
| Full-time |  |  |  |  |  |  |  |  |  |
| Part-time |  |  |  |  |  |  |  |  |  |
| Temporary |  |  |  |  |  |  |  |  |  |

**Change in Revenues**

|              |            |            |            |            |            |            |            |            |            |
|--------------|------------|------------|------------|------------|------------|------------|------------|------------|------------|
| None         |            |            |            |            |            |            |            |            |            |
| <b>Total</b> | <b>0.0</b> | <b>0.0</b> | <b>0.0</b> | <b>0.0</b> | <b>0.0</b> | <b>0.0</b> | <b>0.0</b> | <b>0.0</b> | <b>0.0</b> |

Estimated SUPPLEMENTAL (FY2018) cost: 0.0 (separate supplemental appropriation required)  
 (discuss reasons and fund source(s) in analysis section)

Estimated CAPITAL (FY2019) cost: 0.0 (separate capital appropriation required)  
 (discuss reasons and fund source(s) in analysis section)

**ASSOCIATED REGULATIONS**

Does the bill direct, or will the bill result in, regulation changes adopted by your agency? No  
 If yes, by what date are the regulations to be adopted, amended or repealed?

**Why this fiscal note differs from previous version/comments:**

Not applicable; initial version.

|              |   |        |               |
|--------------|---|--------|---------------|
| Prepared By: | Heidi Teshner, Director                     | Phone: | (907)465-2875 |
| Division:    | Finance and Support Services                | Date:  | 02/09/2018    |
| Approved By: | Dr. Michael Johnson, Commissioner           | Date:  | 02/09/18      |
| Agency:      | Department of Education & Early Development |        |               |

FISCAL NOTE ANALYSIS

STATE OF ALASKA  
2018 LEGISLATIVE SESSION

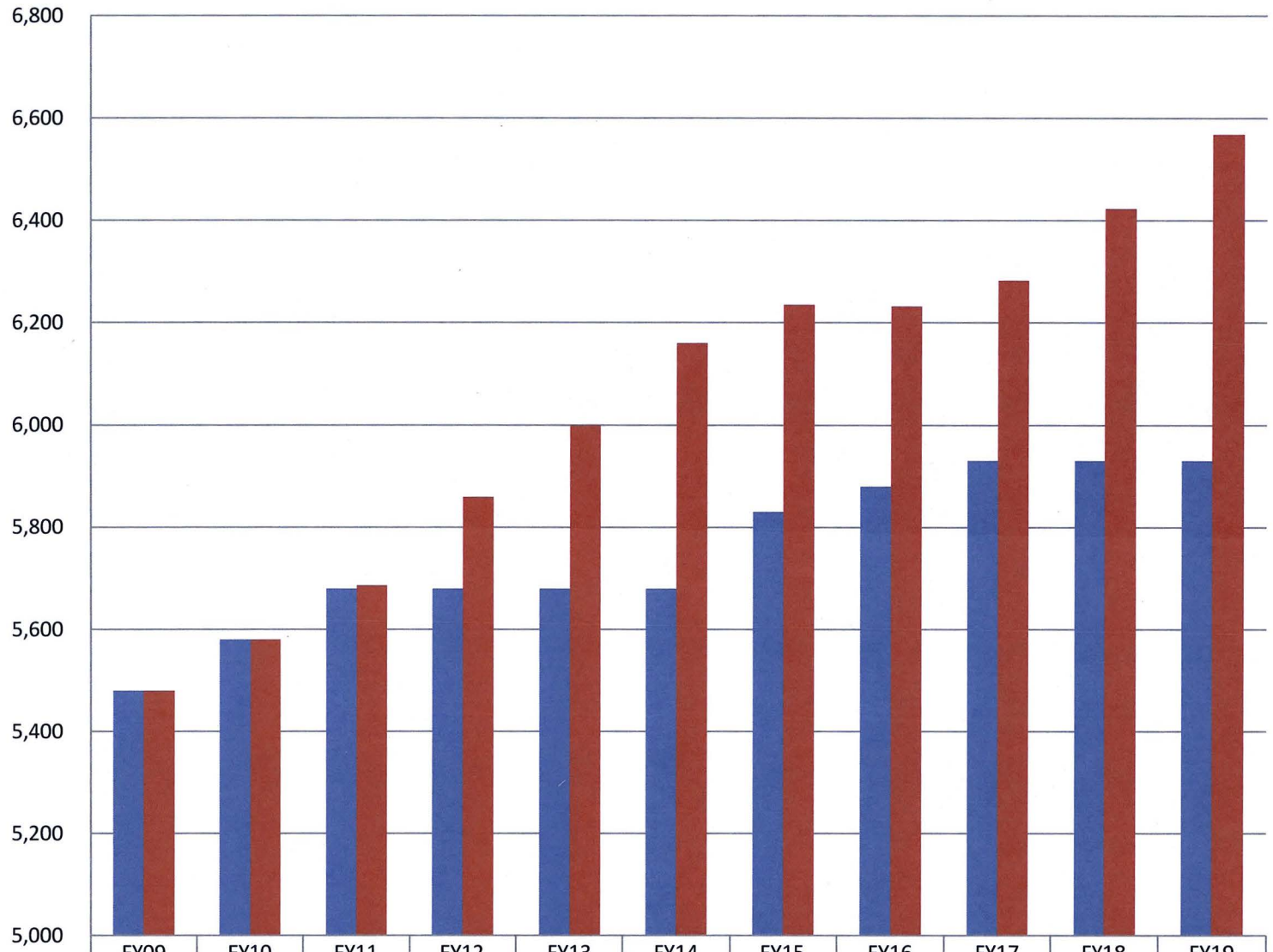
Analysis

HB339 increases the base student allocation under AS 14.17.470 by \$100 to \$6,030. Based on the FY2019 projected average daily membership as applied to the public school funding under AS 14.17.410, this legislation increases funding by \$25,595.4.

It provides for a July 1, 2018 effective date.

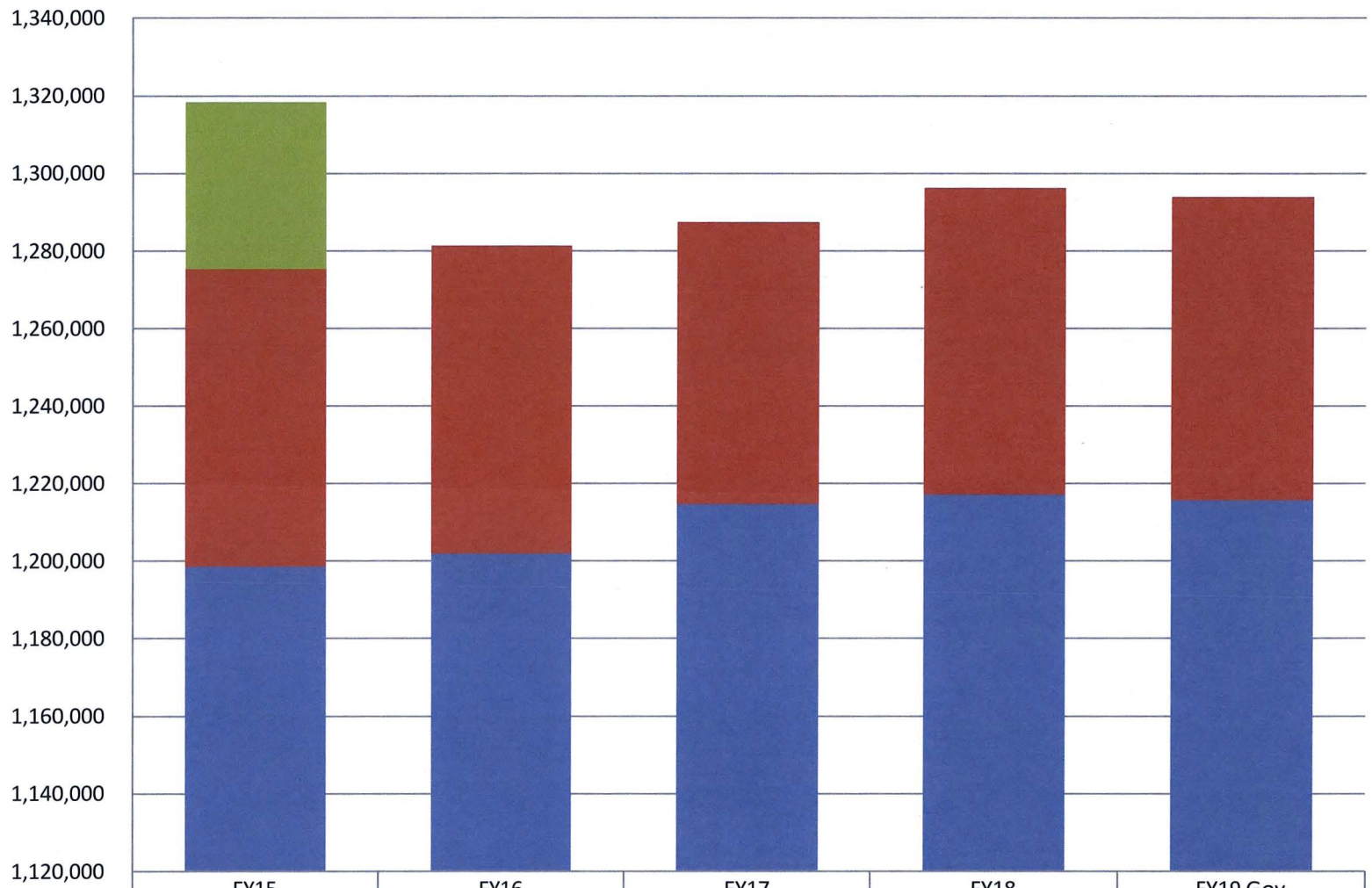
The funding mechanism is a general fund transfer to the Public Education Fund (PEF).

## Actual BSA Versus FY09 BSA Adjusted for Inflation



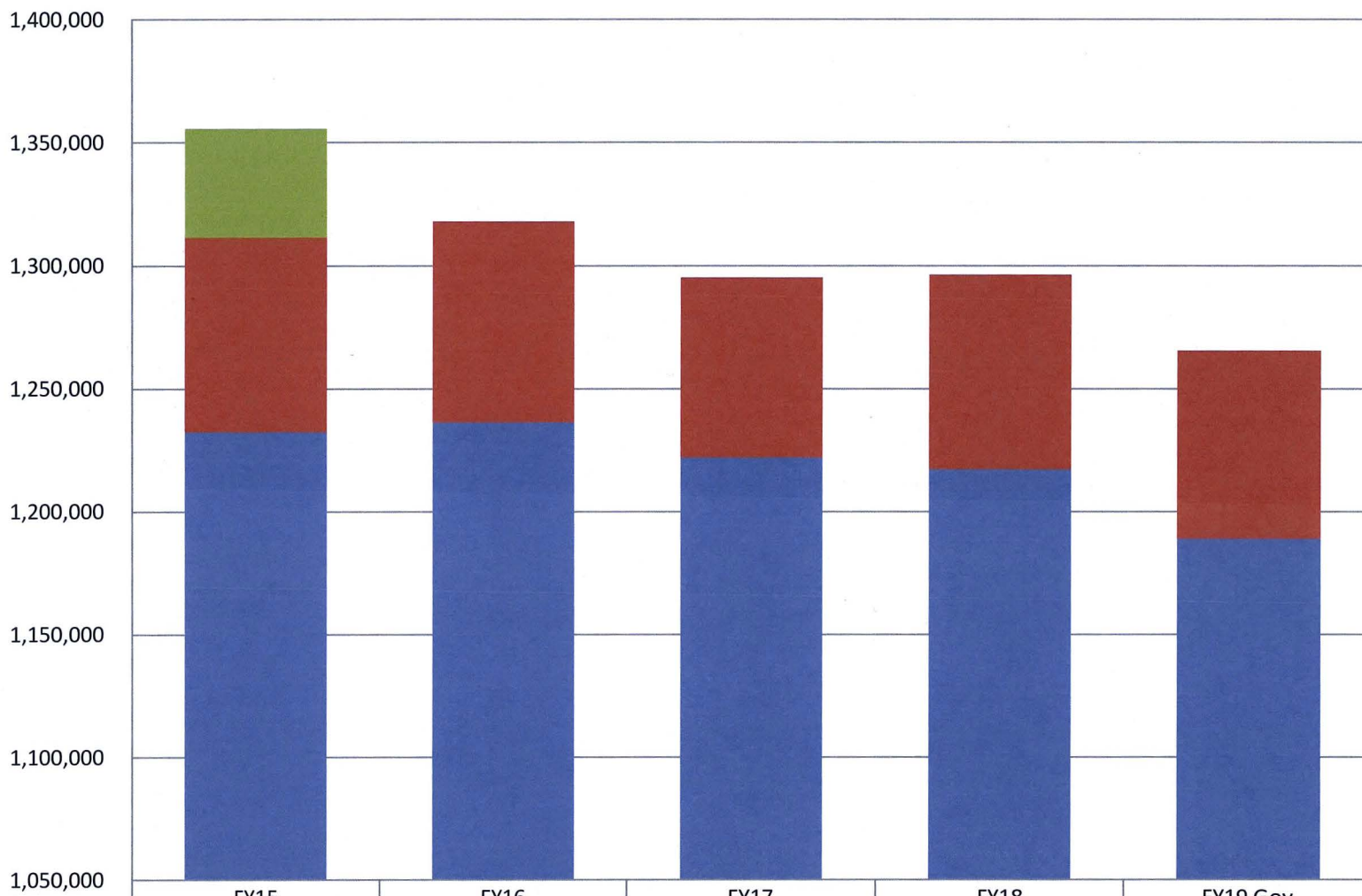
|                                   |       |       |       |       |       |       |       |       |       |       |       |
|-----------------------------------|-------|-------|-------|-------|-------|-------|-------|-------|-------|-------|-------|
| ■ Statutory BSA                   | 5,480 | 5,580 | 5,680 | 5,680 | 5,680 | 5,680 | 5,830 | 5,880 | 5,930 | 5,930 | 5,930 |
| ■ FY09 BSA adjusted for inflation | 5,480 | 5,579 | 5,686 | 5,860 | 5,999 | 6,160 | 6,235 | 6,232 | 6,282 | 6,424 | 6,568 |

## K-12 Formula Funding, FY15-19 (Nominal dollars)



|                            | FY15      | FY16      | FY17      | FY18      | FY19 Gov  |
|----------------------------|-----------|-----------|-----------|-----------|-----------|
| Additional Formula Funding | 42,954    | -         | -         | -         | -         |
| Pupil Transportation       | 76,774    | 79,240    | 72,620    | 79,030    | 78,185    |
| Foundation Program         | 1,198,664 | 1,202,031 | 1,214,776 | 1,217,258 | 1,215,806 |

## K-12 Formula Funding, FY15-19 (In FY18 Dollars)



|                              | FY15      | FY16      | FY17      | FY18      | FY19 Gov  |
|------------------------------|-----------|-----------|-----------|-----------|-----------|
| ■ Additional Formula Funding | 44,169    | 0         | 0         | 0         | 0         |
| ■ Pupil Transportation       | 78,946    | 81,509    | 73,055    | 79,030    | 76,464    |
| ■ Foundation Program         | 1,232,570 | 1,236,442 | 1,222,056 | 1,217,258 | 1,189,052 |

## BSA Change/PEF Shortfall as applied to FY2019

BSA Change of                      \$ per \$1 of BSA  
\$                      100.0    \$                      255,082

| School District           | Status Quo State Aid*              | Modified State Aid*                | Difference                      |              |
|---------------------------|------------------------------------|------------------------------------|---------------------------------|--------------|
| <b>TOTAL</b>              | <b>\$            1,215,805,769</b> | <b>\$            1,241,401,174</b> | <b>\$            25,595,405</b> | <b>2.11%</b> |
| Alaska Gateway            | 8,693,691                          | 8,843,822                          | 150,131                         | 1.73%        |
| Aleutian Region           | 1,235,151                          | 1,256,838                          | 21,687                          | 1.76%        |
| Aleutians East Borough    | 4,607,602                          | 4,703,323                          | 95,721                          | 2.08%        |
| Anchorage                 | 324,736,745                        | 332,124,361                        | 7,387,616                       | 2.27%        |
| Annette Island            | 2,997,976                          | 3,085,782                          | 87,806                          | 2.93%        |
| Bering Strait             | 32,723,018                         | 33,436,449                         | 713,431                         | 2.18%        |
| Bristol Bay Borough       | 1,022,421                          | 1,056,796                          | 34,375                          | 3.36%        |
| Chatham                   | 3,752,571                          | 3,817,439                          | 64,868                          | 1.73%        |
| Chugach                   | 3,401,734                          | 3,460,280                          | 58,546                          | 1.72%        |
| Copper River              | 6,421,350                          | 6,534,520                          | 113,170                         | 1.76%        |
| Cordova                   | 4,189,123                          | 4,274,538                          | 85,415                          | 2.04%        |
| Craig                     | 4,381,230                          | 4,465,225                          | 83,995                          | 1.92%        |
| Delta/Greely              | 9,903,893                          | 10,074,865                         | 170,972                         | 1.73%        |
| Denali Borough            | 7,290,221                          | 7,428,932                          | 138,711                         | 1.90%        |
| Dillingham                | 6,334,185                          | 6,456,240                          | 122,055                         | 1.93%        |
| Fairbanks N. Star Borough | 116,886,028                        | 119,466,380                        | 2,580,352                       | 2.21%        |
| Galena                    | 24,414,710                         | 24,827,486                         | 412,776                         | 1.69%        |
| Haines Borough            | 2,276,817                          | 2,333,475                          | 56,658                          | 2.49%        |
| Hoonah                    | 2,283,556                          | 2,326,937                          | 43,381                          | 1.90%        |
| Hydaburg                  | 1,877,590                          | 1,910,002                          | 32,412                          | 1.73%        |
| Iditarod Area             | 6,456,395                          | 6,570,281                          | 113,886                         | 1.76%        |
| Juneau Borough            | 36,709,678                         | 37,568,414                         | 858,736                         | 2.34%        |
| Kake                      | 2,114,254                          | 2,155,267                          | 41,013                          | 1.94%        |
| Kashunamiut               | 4,147,038                          | 4,248,972                          | 101,934                         | 2.46%        |
| Kenai Peninsula Borough   | 79,721,955                         | 81,520,228                         | 1,798,273                       | 2.26%        |
| Ketchikan Gateway Borough | 24,780,384                         | 25,276,005                         | 495,621                         | 2.00%        |
| Klawock                   | 2,085,330                          | 2,131,629                          | 46,299                          | 2.22%        |
| Kodiak Island Borough     | 25,341,117                         | 25,851,775                         | 510,658                         | 2.02%        |
| Kuspuk                    | 5,827,103                          | 5,972,738                          | 145,635                         | 2.50%        |
| Lake & Peninsula Borough  | 9,076,053                          | 9,238,629                          | 162,576                         | 1.79%        |
| Lower Kuskokwim           | 67,703,688                         | 69,055,349                         | 1,351,661                       | 2.00%        |
| Lower Yukon               | 30,092,207                         | 30,813,425                         | 721,218                         | 2.40%        |
| Mat-Su Borough            | 168,308,127                        | 171,660,850                        | 3,352,723                       | 1.99%        |
| Nenana                    | 8,687,445                          | 8,834,932                          | 147,487                         | 1.70%        |
| Nome                      | 8,252,801                          | 8,410,133                          | 157,332                         | 1.91%        |
| North Slope Borough       | 17,309,724                         | 17,893,972                         | 584,248                         | 3.38%        |
| Northwest Arctic Borough  | 36,593,090                         | 37,293,826                         | 700,736                         | 1.91%        |
| Pelican                   | 541,776                            | 551,500                            | 9,724                           | 1.79%        |
| Petersburg                | 6,058,686                          | 6,180,552                          | 121,866                         | 2.01%        |
| Pribilof                  | 1,003,700                          | 1,031,306                          | 27,606                          | 2.75%        |
| Saint Mary's              | 3,431,913                          | 3,491,116                          | 59,203                          | 1.73%        |
| Sitka Borough             | 12,636,519                         | 12,908,237                         | 271,718                         | 2.15%        |
| Skagway                   | 859,881                            | 887,558                            | 27,677                          | 3.22%        |
| Southeast Island          | 5,868,940                          | 5,967,644                          | 98,704                          | 1.68%        |
| Southwest Region          | 10,047,795                         | 10,275,956                         | 228,161                         | 2.27%        |
| Tanana                    | 1,035,671                          | 1,053,975                          | 18,304                          | 1.77%        |
| Unalaska                  | 4,400,580                          | 4,503,786                          | 103,206                         | 2.35%        |
| Valdez                    | 5,106,820                          | 5,255,903                          | 149,083                         | 2.92%        |
| Wrangell                  | 3,847,122                          | 3,921,532                          | 74,410                          | 1.93%        |
| Yakutat                   | 933,912                            | 953,535                            | 19,623                          | 2.10%        |
| Yukon Flats               | 6,388,276                          | 6,518,640                          | 130,364                         | 2.04%        |
| Yukon/Koyukuk             | 15,168,968                         | 15,444,663                         | 275,695                         | 1.82%        |
| Yupitit                   | 6,503,456                          | 6,667,413                          | 163,957                         | 2.52%        |
| Mt. Edgecumbe High School | 3,308,453                          | 3,380,443                          | 71,990                          | 2.18%        |
|                           | 26,027,300                         | 26,027,300                         |                                 | 0.00%        |

Compiled by the Division of Legislative Finance

\*Note: In the Governor's budget, \$40.8 million of the state share is paid for by fund sources other than UGF

# Support for a \$100 BSA Increase

## Statewide Organizations

- Alaska Association of School Boards
- Alaska PTA
- NEA-Alaska
- NAACP Education Committee

## Individual School Districts

- Anchorage
- Fairbanks
- Mat-Su
- Kenai Peninsula
- Bristol Bay
- Juneau
- Southwest Region
- Lake and Peninsula
- Cordova
- Hydaburg
- Kuspuk
- Iditarod
- Petersburg
- Craig
- Sitka
- Aleutian Region
- Delta/Greely
- Haines
- Kodiak
- Catham

## Letters from Alaskans

More than 70, including Alaska's teacher of the year, and countless parents, students and community members.



# Anchorage School District

---

## Education Center

5530 E. Northern Lights Blvd. • Anchorage, AK 99504 • 907-742-4000 • [www.asdk12.org](http://www.asdk12.org)

January 18, 2018

The Honorable Les Gara  
Alaska House of Representatives  
State Capitol Room 511  
Juneau, AK 99801

RE: Support for Proposed Bill Increasing BSA

Dear Representative Gara,

I am writing in support of your proposed bill to increase the Base Student Allocation (BSA) by \$100. Alaska's BSA has not been adjusted to keep pace with continued rising costs. Your public and sustained support for education in Alaska has brought necessary resources to provide the best possible schools for Alaska's children.

Last February, you shined the light on what reductions in funding education means. You wrote, "Classroom funding for teachers and staff in our public schools is \$25 million less than two years ago." One-time funds were provided in some years without an increase to the BSA. As we are two decades into the 21<sup>st</sup> Century, learning has changed dramatically for students. The way we operate and structure learning must continually change and be fluid to meet the needs of students. The future for our students is now.

In Anchorage, the District has experienced shifting demographics and population changes. Over the last three years, the Anchorage School District has experienced a decrease in enrollment of about 1,000 students. That alone has meant decreasing funding for ASD. Expenses, however, do not go down at the same rate. **During the last five years, ASD has made staffing cuts of 394 fulltime equivalent positions, including classroom teachers.** Transparent accountability is one of three primary ideals under which ASD operates. Being accountable and responsible means that ASD operates efficiently and effectively. We do more with less. ASD education programs and innovative methods are scalable and we operate the District on staffing ratios and metrics. Staffing follows students and the needs of student resources.

As you know, the Municipality of Anchorage generously supports our schools, funding locally to the cap. On many levels, we depend on the commitment of our community for the success of our schools. In addition to the local funding, ASD enjoys partnerships with more than 300 local businesses and non-profit organizations, as well as contributions from hundreds of volunteers. Daily, committed community members, parents, and family members come into our schools to work, be engaged, and support our children and classrooms.

*Educating All Students for Success in Life*

**Anchorage School Board** Tam Agosti-Gisler, President

Starr Marssett, Vice President

Kathleen Plunkett, Clerk

Elisa Snelling, Treasurer

Bettye Davis

Dave Donley

Andy Holleman

**Superintendent** Dr. Deena Bishop

January 18, 2018  
The Honorable Les Gara  
Alaska House of Representatives  
Page 2

Fundamentally, public education in Alaska is provided by the State Legislature through the BSA. While other funding formula factors attempt to provide equity throughout the State, the BSA is a beginning dollar amount provided for each student in Alaska's schools. Public education is a people business. Spending in ASD for all staff and benefits represents approximately 87 percent of the District's budget, including all teachers, support staff, administration, and employees on the business side. Through its economy of scale, ASD's administration is the leanest of the state's five largest districts (referred to as the "Big 5"). We are nimble so that we maximize resources for all students. In Anchorage, through planning, we constantly shift resources to provide teachers, support staff, supplies, curriculum materials, and business services for more than 130 programs and schools.

Your continued support for students and public education is greatly appreciated. Timely and accurate examination and evaluation of our schools is necessary. ASD is constantly planning and retooling to spend education dollars wisely, providing the best education we can for every student in every school every day in Anchorage. We cannot do it alone. We need the support of every Alaskan to the mission of student learning and success.

Respectfully,

A handwritten signature in black ink, appearing to read "Deena M. Bishop", with a large, sweeping flourish extending to the right.

Deena M. Bishop, Ed.D.  
Superintendent

|   | # Decreased<br>2013 - 2019 | % Decreased<br>2013 - 2019 | Remarks  |
|---|----------------------------|----------------------------|--|
| <b>100 - Instruction</b><br>2013: 2,662.43 FTE<br>2019: 2,415.78 FTE                        | -246.65                    | -9.26%                     | Instruction includes the educational activities directly involving the interaction between teachers and students. Included here are the certificated classroom teachers or other certificated personnel who are performing as classroom teacher and classroom aides or classroom assistants who directly assist in the instructional process.  |
| <b>200 - Special Education Instruction</b><br>2013: 963.78 FTE<br>2018: 956.14 FTE          | -7.64                      | -0.79%                     | Special education instruction includes the educational activities directly involving the interaction between teachers and special education students in the classroom or other facility. Included here are the certificated special education teachers or other certificated personnel who are performing as the special education teacher and classroom aides or classroom assistants who directly assist in the special education instructional process.   |
| <b>220 - Special Education Support Services</b><br>2013: 241.93 FTE<br>2019: 218.39 FTE     | -23.54                     | -9.73%                     | Special education support services - students includes educational activities designed to assess and improve the well being of special education students. Included here is the special education director/coordinator/manager. Also included are the costs of such activities as special education guidance, health services, social work, psychological services, speech pathology services, audiology services, and physical therapy services provided to students as the result of an Individualized Education Program (IEP).        |
| <b>300 - Support Services - Students</b><br>2013: 359.99 FTE<br>2018: 306.51 FTE            | -53.48                     | -14.86%                    | Support services - students includes the activities designed to assess and improve the well being and health of students and to supplement the instruction process. Included here are guidance services, health services, attendance and social work services and boarding home costs.   |
| <b>350 - Support Services - Instruction:</b><br>2013: 207.13 FTE<br>2018: 152.43 FTE        | -54.69                     | -26.41%                    | Support services - instruction includes those activities that assist instructional staff with the content and process of providing learning experiences for students. Included are improvement of instructional services (curriculum development and techniques of instruction), library services, audiovisual services, and inservice training. Included here are the costs of nonteaching director/coordinator/managers who are specifically trained and directly assigned to instructional programs and librarians and library aides. |
| <b>400 - School Administration</b><br>2013: 149.30 FTE<br>2018: 142.99 FTE                  | -6.31                      | -4.23%                     | School administration includes the activities of overall management, direction and leadership of a school. This includes general supervision of the school, evaluation of school staff members, assignment of duties to staff members, and coordination of school instructional activities. Included here are certificated school administration staff including principals and head teachers while not in the classroom teaching.   |
| <b>450 - School Administration Support Services</b><br>2013: 245.85 FTE<br>2018: 243.55 FTE | -2.30                      | -0.93%                     | School administration support services includes the activities that support School Administration, function 400 in the overall management of a school. Included here are the noncertificated school administration staff including secretaries and clerks.   |

|   | # Decreased<br>2013 - 2019 | % Decreased<br>2013 - 2019 | Remarks  |
|---|----------------------------|----------------------------|--|
| <b>510 - District Administration</b><br>2013: 32.5 FTE<br>2018: 23.25 FTE                     | -9.25                      | -28.46%                    | District administration includes the activities of broad overall district-wide executive and general administration of the school district. This includes the office of the superintendent; activities of the elected school board and any expenditures for lobbyists; public relations and information services; and any district-wide planning, research, development and evaluation activities. |
| <b>550 - District Administration Support Services</b><br>2013: 195.95 FTE<br>2018: 186.69 FTE | -9.26                      | -4.73%                     | Activities of managing and conducting general administrative services of the school district including accounting, payroll and budgeting, purchasing, recruiting and placement, statistical manipulation and reporting, and data processing.   |
| <b>600 - Operations and Maintenance of Plant</b><br>2013: 552.9 FTE<br>2019: 482.18 FTE       | -70.72                     | -12.79%                    | Activities of keeping buildings open and ready for use, equipment in an effective state of repair and grounds keeping. This includes the director/coordinator/manager of operations, janitors, and custodial staff.  |
| <b>780 - Community Services</b><br>2013: 4 FTE<br>2018: 4 FTE                                 | 0.00                       | 0.00%                      | Activities provided by a school or school district for purposes of relating to the community as a whole or some segment of the community not directly related to providing education for students.   |
| <b>Totals</b>   | <b>-483.84</b>             | <b>-8.63%</b>              |  |



House Education Committee Public Testimony  
Wednesday, February 21, 2018 8:30AM

## Southwest Region School District

P.O. Box 90  
574 Kenny Wren Road  
Dillingham, AK 99576

(907) 842-5287 • Phone  
(907) 842-5428 • Fax

Chairs Drummond and Parish, members of the committee, for the record my name is David Piazza, Superintendent of the Southwest Region School District.

The District would again like to thank the legislature for its continued support of the public educational system and the opportunity to speak to you today. Our students and those across Alaska represent the strong future of our great state. They are our greatest natural resource and require the support necessary to grow into the leaders and workforce that will keep our state prosperous for years to come.

The District continues to see **substantial cost increases to health insurance**, supplies, transportation of goods to our schools, and foresees a renewed upward swing in the cost of fuel oil and other utilities this spring. This past year's insurance renewal included a **13% increase** which continued a trend of significant annual increases. These changes directly impact the District finances and reduce funds available to support instructional programs for students.

The District supports measures by the legislature to secure funding early and at adequate levels to help local schools as well as the department of education to plan effectively and efficiently and to meet student educational needs. The District supports HB 339.

Thank you for your attention in this matter.

*Aleknagik*

*Clark's Point*

*Ekwok*

*Koliganek*

*Manokotak*

*New Stuyahok*

*Portage Creek*

*Togiak*

*Twin Hills*

**From:** Lisa L. Pearce [mailto:lisa.pearce@k12northstar.org]

**Sent:** Friday, February 9, 2018 4:51 PM

**To:** Tristan Walsh <Tristan.Walsh@akleg.gov>

**Subject:** RE: Alaska State Legislature: House Bill to Increase Base Student Allocation rate to \$6,030

Tristan - Attached are a couple of documents that reflect the impact to school funding in Fairbanks over the past few years. The outlook for 2018-19 is not good, in that we anticipate a revenue shortfall of \$8.2million. This will ultimately equate to the reduction of over 50 FTE positions in our district. We have sliced and diced to the point that we are unable to continue to make horizontal cuts. We are looking at program cuts now. The 2018-19 budget reflects a 54% reduction in the overall contribution to student activities. This amount was already quite small in 2017-18 (right at 1% of the operating fund budget). The choices are difficult.

We have made significant improvements in our health plan and are able to reduce our district contribution by \$2million next year due to plan design changes and a restructure of our employee benefit package. This is a win for us. We are concerned about the considerations at the legislative level to mandate a statewide health plan. While we recognize the need in many districts, we are hopeful that participation would be optional. It would ultimately cost us money.

We anticipate a reduction in our local contribution next year as our borough is experiencing the effect of reduced revenue cost share. Our borough is up against a tax cap and even if the local voters would approve an increase, the timing would be beyond the 2108-19 budgeting process.

A change to the BSA as you note below would provide an additional \$2.5million in revenue to our district. We anticipate having to make budget cuts in our operating bund in the amount of \$8.2million. A \$2.5million increase from the state would be welcome, but we will still be looking at a large overall reduction.

I should be available most of Monday if you have any questions. Also, I am happy to take calls over the weekend if you need additional information. My cell number is 907-942-0624.

Thank you and Representative Gara for your efforts on behalf of the education community in the State. Education is the greatest investment that can be made and will provide a huge return of investment for many generations to come.

**Lisa Pearce, CFO-SFO**

*Chief Financial Officer*



Fairbanks North Star Borough School District

520 Fifth Avenue

Fairbanks, Alaska 99701-4718

907-452-2000 ext. 11301

907-942-0624 cell

**FAIRBANKS: PARTIAL LIST OF BUDGET ACTIONS SINCE 2009-10**

(Does not represent all actions or items added into the budget, or special education changes, or staffing changes based all enrollment changes, etc.)

| <b>Year</b>    | <b>Department</b>         | <b>Title</b>                               | <b>FTE</b> | <b>Classification</b> |
|----------------|---------------------------|--|------------|-----------------------|
| <b>2009-10</b> |                           | <b>Position Reductions</b>                 | <b>FTE</b> |                       |
|                | Technology                | Program Secretary                          | (1.0)      | Non-instruction       |
|                | Research & Accountability | Evaluator                                  | (1.0)      | Non-instruction       |
|                | Facilities Management     | Mechanic                                   | (1.0)      | Non-instruction       |
|                | Facilities Management     | Custodian                                  | (1.0)      | Non-instruction       |
|                | Purchasing                | Warehouseman                               | (1.0)      | Non-instruction       |
|                | Instructional Technology  | ITT Teacher                                | (1.0)      | Instructional Support |
|                | Instr & Supervision       | Funding for Sabbatical                     | (1.0)      | Instruction           |
|                | Non-Departmental          | Reserve Teaching Position                  | (1.0)      | Instruction           |
|                | Technology                | Materials Development Specialist           | (1.0)      | Non-instruction       |
|                | Superintendent's Office   | Support for educational summits & groups   |            | Non-instruction       |
|                | Human Resources           | Support for "Support Staff to Teachers"    |            | Non-instruction       |
|                | Districtwide              | Community Resource Coordinators            |            | Non-instruction       |
|                | Instr & Supervision       | Graduation Support Program                 |            | Instructional Support |
|                | Elementary Support        | Reduce ERIL funding                        |            | Instructional Support |
| <b>2010-11</b> |                           | <b>Position Reductions</b>                 | <b>FTE</b> |                       |
|                | Public Relations          | Website Manager                            | (1.0)      | Non-instruction       |
|                | Technology                | Director of Technology                     | (1.0)      | Non-instruction       |
|                | Human Resources           | HR Assistant                               | (1.0)      | Non-instruction       |
|                | Technology                | Materials Development Specialist           | (1.0)      | Non-instruction       |
|                | Library Media             | Library Technician                         | (1.0)      | Instructional Support |
|                | Instr & Supervision       | Principal Interns                          | (2.0)      | Instructional Support |
| <b>2011-12</b> |                           | <b>Position Reductions</b>                 | <b>FTE</b> |                       |
|                | Technology                | Executive Director of Information Systems  | (1.0)      | Non-instruction       |
|                | Districtwide              | Districtwide Activities Coordinator        | (1.0)      | Non-instruction       |
|                | Middle Schools            | Middle School Counselor                    | (1.0)      | Instructional Support |
|                | Instr & Supervision       | Graduation Success Coordinator             | (1.0)      | Instructional Support |
|                | Curriculum                | Defer Curriculum Material Purchase         |            | Instruction           |
|                | Facilities Management     | Reduce FMD Supplies & Equipment            |            | Non-instruction       |
| <b>2012-13</b> |                           | <b>Position Reductions</b>                 | <b>FTE</b> |                       |
|                | Middle School             | Eliminate Middle School Collaboration Time | (11.5)     | Instruction           |
|                | Accounting                | Payroll Clerk                              | (1.0)      | Non-instruction       |
|                | Purchasing                | Purchasing Clerk                           | (1.0)      | Non-instruction       |
|                | Business Services         | Printer                                    | (1.0)      | Non-instruction       |
|                | Facilities Management     | Manager                                    | (1.0)      | Non-instruction       |
|                | Facilities Management     | Mechanics                                  | (2.0)      | Non-instruction       |
|                | Facilities Management     | Custodians                                 | (12.0)     | Non-instruction       |
|                | Inst & Supervision        | Principal Interns                          | (2.0)      | Instructional Support |
|                | Curriculum                | Sabbatical Teacher Allocation              | (0.5)      | Instructional Support |
|                | Curriculum                | Instructional Technology Teachers          | (2.0)      | Instructional Support |
|                | Senior High Schools       | Counselor                                  | (1.0)      | Instructional Support |
|                | Non-Departmental          | Reserve Teaching Position                  | (1.0)      | Instruction           |
|                | Business Services         | Risk Management Services                   |            | Non-instruction       |
|                | Districtwide              | Legal Counsel                              |            | Non-instruction       |
|                | Human Resources           | HR Recruiting, Travel, advertising         |            | Non-instruction       |
|                | Facilities Management     | Utilities                                  |            | Non-instruction       |
|                | Facilities Management     | O&M Svcs., Supplies, & Equip.              |            | Non-instruction       |

**PARTIAL LIST OF BUDGET ACTIONS SINCE 2009-10**

(Does not represent all actions or items added into the budget, or special education changes, or staffing changes based all enrollment changes, etc.)

| <b>Year</b>    | <b>Department</b>         | <b>Title</b>                                     | <b>FTE</b> | <b>Classification</b> |
|----------------|---------------------------|--|------------|-----------------------|
|                | Inst & Supervision        | Secondary Reform Support                         |            | Instructional Support |
|                | BEST                      | Correspondence On-line Courses                   |            | Instruction           |
|                | Curriculum                | Instructional Technology Supplies & Equip        |            | Instructional Support |
|                | Network                   | Network Technology Supplies & Equip              |            | Non-instruction       |
| <b>2013-14</b> |                           | <b>Position Reductions</b>                       | <b>FTE</b> |                       |
|                | Inst & Supervision        | Executive Assistant - Asst. Superintendent       | (1.0)      | Non-instruction       |
|                | HR/Labor Relations        | Executive Assistant - HR/Labor Relations         | (1.0)      | Non-instruction       |
|                | Accounting                | Payroll Clerk                                    | (1.0)      | Non-instruction       |
|                | Business Services         | Printer  | (1.0)      | Non-instruction       |
|                | Technology                | Technology Support Techs.                        | (2.0)      | Non-instruction       |
|                | Purchasing                | Warehouseman                                     | (1.0)      | Non-instruction       |
|                | Facilities Management     | Custodians                                       | (4.0)      | Non-instruction       |
|                | Research & Accountability | Exempt Evaluation Support                        | (0.5)      | Non-instruction       |
|                | Technology                | Technology Network Specialist                    | (1.0)      | Non-instruction       |
|                | Non-Departmental          | Reserve Teaching Positions                       | (2.0)      | Instructional Support |
|                | Elementary Schools        | Teachers-Increase Class Size Targets             | (12.0)     | Instruction           |
|                | Elementary Schools        | RTI - Response to Intervention Coordinator       | (0.5)      | Instructional Support |
|                | Middle Schools            | Teachers-Increase Class Size Targets             | (4.0)      | Instruction           |
|                | Jr/SR High Schools        | Teachers-Increase Class Size Targets             | (4.0)      | Instruction           |
|                | Senior High Schools       | Teachers-Increase Class Size Targets             | (17.5)     | Instruction           |
|                | Senior High Schools       | District-wide Nurse                              | (1.0)      | Instructional Support |
|                | Senior High Schools       | Districtwide Teacher Allocation                  | (2.0)      | Instructional Support |
|                | Travel                    | Staff Travel                                     |            | Non-instruction       |
|                | Districtwide              | Substitute Funding                               |            | Instructional Support |
|                | Business Services         | Software Consultant Support                      |            | Non-instruction       |
|                | Facilities Management     | O&M Svcs. Equipment                              |            | Non-instruction       |
|                | Facilities Management     | Snow Removal                                     |            | Non-instruction       |
|                | Facilities Management     | Utilities  |            | Non-instruction       |
|                | Facilities Management     | Equipment Repairs                                |            | Non-instruction       |
|                | Special Education         | Extended Learning Program Supplies & Equipment   |            | Instructional Support |
|                | Student Support Services  | Summer School Regular Education                  |            | Instructional Support |
|                | Curriculum                | Defer Half of Math Curriculum Materials Purchase |            | Instruction           |
|                | Elementary Schools        | Elementary Intervention Support                  |            | Instructional Support |
| <b>2014-15</b> |                           | <b>Position Reductions</b>                       | <b>FTE</b> |                       |
|                | Business Services         | ADC Switchboard Operator                         | (1.0)      | Non-instruction       |
|                | Human Resources           | Assistant HR Director                            | (1.0)      | Non-instruction       |
|                | Facilities Management     | Custodial Zone Manager                           | (1.0)      | Non-instruction       |
|                | Special Education         | Special Education Staff                          | (0.5)      | Instructional Support |
|                | Non-Departmental          | Reserve Teaching Position                        | (3.0)      | Instructional Support |
|                | Charter Schools           | Principal - Charter School                       | (1.0)      | Instructional Support |
|                | Facilities Management     | Utilities  |            | Non-instruction       |
|                | Student Support Services  | SRO Grant Matching                               |            | Instructional Support |
|                | Student Support Services  | CTE Travel Budget                                |            | Non-instruction       |
| <b>2015-16</b> |                           | <b>Position Reductions</b>                       | <b>FTE</b> |                       |
|                | Student Support Services  | Intervention Room Aides                          | (8.5)      | Instructional Support |
|                | Elementary Schools        | RTI Assistant                                    | (6.5)      | Instructional Support |

**PARTIAL LIST OF BUDGET ACTIONS SINCE 2009-10**

(Does not represent all actions or items added into the budget, or special education changes, or staffing changes based all enrollment changes, etc.)

| Year | Department                | Title  | FTE   | Classification        |
|------|---------------------------|--|-------|-----------------------|
|      | Curriculum                | ITT  | (4.0) | Instructional Support |
|      | Student Support Services  | Classroom Aides OPTIONS                              | (3.0) | Instructional Support |
|      | Elementary Schools        | Principals - Salcha/Two Rivers                       | (2.0) | Instructional Support |
|      | Student Support Services  | Nurses - .5 ea at Anderson Crawford Hutchison Salcha | (2.0) | Instructional Support |
|      | Student Support Services  | School Safety Liaisons                               | (2.0) | Instructional Support |
|      | Student Support Services  | ELL Tutor  | (1.0) | Instructional Support |
|      | Research & Accountability | Exec Director of Research & Accountability           | (1.0) | Instructional Support |
|      | Facilities Management     | Facilities Management Admin Secretary                | (1.0) | Non-instruction       |
|      | Technology                | Computer Technician                                  | (1.0) | Non-instruction       |
|      | Library Media             | Library Media Services Director                      | (1.0) | Instructional Support |
|      | Library Media             | Library Media Secretary                              | (1.0) | Instructional Support |
|      | Elementary Schools        | Elementary Attendance Secretary                      | (1.0) | Instructional Support |
|      | All Schools               | Non-Personnel Supplies/Prof Tech 15% decrease        |       | Instruction           |
|      | Travel                    | Staff Travel   |       | Non-instruction       |
|      | Curriculum                | Elimination of Terra Nova & DW standardized testing  |       | Instructional Support |
|      | Facilities Management     | Reduce Utilities                                     |       | Non-instruction       |
|      | Non-Departmental          | Reserve Teaching Position                            |       | Instructional Support |
|      | Technology                | Teacher Computer Replacement                         |       | Instruction           |
|      | Student Support Services  | SRO Contract with City                               |       | Instructional Support |
|      | Student Activities        | Personnel & Non-Personnel Allocations                |       | Non-instruction       |

**2016-17**

**Position Reductions**

**FTE**

|                          |   |       |                       |
|--------------------------|---|-------|-----------------------|
| Student Support Services | Teacher-Golden Heart Academy                        | (1.0) | Instruction           |
| Elementary Schools       | RTI Assistants                                      | (2.0) | Instructional Support |
| Elementary Schools       | RTI Teachers/Facilitators                           | (6.0) | Instructional Support |
| Special Education        | Teacher-Mentor                                      | (1.0) | Instructional Support |
| Special Education        | Secretary   | (1.0) | Non-instruction       |
| Student Support Services | Behavior Intervention Aide - SMART Program          | (1.0) | Instructional Support |
| Curriculum               | ITT   | (2.0) | Instructional Support |
| Facilities Management    | Project & Grounds Manager                           | (1.0) | Non-instruction       |
| Student Support Services | Elimination of Tean OPTIONS Program                 | (3.0) | Instructional Support |
| Accounting               | Assistant Accounting Clerk                          | (1.0) | Non-instruction       |
| Purchasing               | Purchasing Clerk                                    | (1.0) | Non-instruction       |
| Facilities Management    | Wire Crew   | (2.0) | Non-instruction       |
| Senior High Schools      | Prevention Intervention Specialist                  | (1.0) | Instructional Support |
| Middle Schools           | Swimming Aide                                       | (1.0) | Instructional Support |
| Elementary Schools       | Teacher - Elementary Music Restructure              | (1.6) | Instruction           |
| Special Education        | School Psychologist                                 | (1.0) | Instructional Support |
| All Schools              | Non-Personnel Supplies/Prof Tech 10% decrease       |       | Instruction           |
| Senior High Schools      | Department Heads                                    |       | Instructional Support |
| All Schools              | Reduce Extended Contracts - Librarians & Counselors |       | Instructional Support |



**OFFICE OF THE SUPERINTENDENT**

January 30, 2018

Legislature of the State of Alaska  
31<sup>st</sup> Legislature – First Regular Session

Re: Increased Education Funding for the Base Student Allocation – Letter of Support

The Matanuska Susitna Borough School District supports increased funding to the Base Student Allocation (BSA). With no new increases to the BSA over the past two fiscal years, the Mat-Su Borough School District has relied on a combination of expense reductions and the utilization of fund balance (savings) to balance its budget. This approach cannot be sustained long-term.

Over the past two years, the Mat-Su Borough School District has had to make difficult decisions in order to protect classroom instruction. Nevertheless, deep cuts were required to pass a balanced budget for the 2017-18 school year. A total of \$8.4 million (87 full-time equivalent positions) was cut from the District's roll-over budget. Budget cuts included increasing class sizes through reductions to the teacher workforce, eliminating instructional support positions, reducing supply budgets, and increasing activity fees.

Based on early estimates, the Mat-Su Borough School District is anticipating an \$8 million deficit for FY19. Further budget cuts threaten the quality of education and the District's fund balance (2.87% of total expenditures) cannot continue to be used to stave off additional cuts. At this time, we are calling on our State's elected officials to help fund the increasing costs of education so we can sustain quality educational programs for the students we serve.

Respectfully,

Dr. Monica Goyette,  
MSBSD Superintendent

**Manuska-Susitna Borough School District**  
**FY2018 Budget Reductions**

| <b>FY 18 Operating Fund Expense Reductions</b> |              |               |                        |
|--|--------------|---------------|------------------------|
|  | <b>FTE</b>   | <b>Amount</b> | <b>Total Reduction</b> |
| EXECUTIVE REDUCTION                            | 1.00         |               | \$ 160,700             |
| CERTIFIED REDUCTION                            |              |               | \$ 3,322,761           |
| Instructional Support                          | 11.96        | \$ 1,334,455  |                        |
| Classroom Teachers                             | 18.00        | \$ 1,839,826  |                        |
| Additional Days                                |              | \$ 56,480     |                        |
| ESY Reduced by 1 Week                          |              | \$ 92,000     |                        |
| NON-CERTIFIED REDUCTION                        |              |               | \$ 2,778,561           |
| SPED Assistants                                | 18.99        | \$ 1,232,734  |                        |
| Custodial Support                              | 17.00        | \$ 753,023    |                        |
| Administrative Support                         | 9.50         | \$ 792,804    |                        |
| STUDENT ACTIVITIES by 12.50%                   |              |               | \$ 560,294             |
| Stipends                                       |              | \$ 472,852    |                        |
| Travel   |              | \$ 73,692     |                        |
| Rentals  |              | \$ 13,750     |                        |
| DEPARTMENT DISCRETIONARY                       |              |               | \$ 939,673             |
| FOOD SERVICE SUBSIDY                           |              |               | \$ 374,616             |
| SCHOOL DISCRETIONARY METRICS                   |              |               | \$ 307,155             |
| <b>TOTAL</b>                                   | <b>76.45</b> |               | <b>\$ 8,443,760</b>    |

**From:** Miller, Mark  
**To:** [Michelle Sydeman; School Board](#)  
**Cc:** [Mark Miller](#)  
**Subject:** Increasing BSA  
**Date:** Wednesday, January 17, 2018 2:56:50 PM  
**Attachments:** [State of the District December 2017 v2.pptx](#)

---

Hi Michelle,

Thank you for speaking with me today. I very strongly endorse a BSA increase. As you can see from the attached powerpoint, over the past five years the BSA has been nearly flat (DEED web site). Over that same time, my operating expenses from the general fund have increased nearly 10% while my student count has fallen by about 3%. While we have used our general fund balance to survive the last couple of years, we have effectively spent any carryover money and are being forced to consider severe cuts to try to fill a \$3 million hole between this year's budget and next year's budget. We have become very lean and efficient, as 90% of our budget goes to compensate personnel. A \$100 BSA student increase would not solve this problem, but it would go a long way to help. As the This in turn will help us continue to improve student achievement in a save and supportive environment. Superintendent of Juneau School District I strongly endorse Rep. Gara's bill.

Mark Miller, Ed.D.

Superintendent  
Juneau School District  
City and Borough of Juneau  
10014 Crazy Horse Dr.  
Juneau, AK 99801  
907.523.1702

| Reduction Description   | Positions Eliminated |      |       |        |      | Cummulative Budget Reductions |
|---|----------------------|------|-------|--------|------|-------------------------------|
|   | Cabinet              | JSAA | JEA   | Exempt | JESS |                               |
| Assistant Superintendent  | 1.00                 |      |       |        |      | 182,000                       |
| High School Assistant Principals                                    |                      | 2.00 |       |        |      | 274,000                       |
| Administrator (Coordinator): Facilities Planning                    |                      | 1.00 |       |        |      | 130,000                       |
| Coordinator: Education Technology                                   |                      | 1.00 |       |        |      | 130,000                       |
| Administrator (Coordinator): Student Safety & Climate               |                      | 1.00 |       |        |      | 130,000                       |
| Classroom Teachers because of change in teacher allocation          |                      |      | 14.80 |        |      | 1,581,000                     |
| Special Education Classroom Teachers                                |                      |      | 11.50 |        |      | 1,228,000                     |
| Cultural Specialist Teacher   |                      |      | 1.00  |        |      | 107,000                       |
| Elementary In-School Learning Teachers                              |                      |      | 3.00  |        |      | 210,000                       |
| Extended Learning Counselors  |                      |      | 2.00  |        |      | 214,000                       |
| Middle School Counselors  |                      |      | 2.00  |        |      | 214,000                       |
| Elementary Instructional Coaches                                    |                      |      | 3.00  |        |      | 320,000                       |
| Science Instructional Coach   |                      |      | 1.00  |        |      | 107,000                       |
| Art Specialist  |                      |      | 1.00  |        |      | 107,000                       |
| Secondary Literacy Coaches  |                      |      | 1.00  |        |      | 107,000                       |
| HomeBRIDGE Teacher  |                      |      | 0.50  |        |      | 53,000                        |
| Combine RALLY and Community School Supervisors (not operating fund) |                      |      | 0     |        |      | 0                             |
| Assistant Superintendent Admin Assistant                            |                      |      |       | 1.00   |      | 105,000                       |
| High School In-School Suspension Staff                              |                      |      |       | 3.00   |      | 191,000                       |
| HomeBRIDGE Support Staff  |                      |      |       | 0.50   |      | 34,000                        |
| Special Education Para-educators                                    |                      |      |       | 6.54   |      | 405,000                       |
| Truancy Officer   |                      |      |       | 1.00   |      | 69,000                        |
| Administrative Assistant in Teaching & Learning                     |                      |      |       | 1.00   |      | 63,000                        |
| Information Technology  |                      |      |       | 6.00   |      | 707,000                       |
| Data Assessment Support Staff                                       |                      |      |       | 1.00   |      | 79,000                        |
| Middle School Support Staff   |                      |      |       | 2.00   |      | 138,000                       |
| High School Support Staff   |                      |      |       | 6.00   |      | 413,000                       |
| Accounts Payable position   |                      |      |       | 1.00   |      | 87,000                        |

# Budget Reductions since 2011:

▪ \$11,035,000 Million in Cuts

▪ 92 Full-Time Positions



# Deferred Maintenance

▶ Examples of projects and costs:

|   |             |
|---|-------------|
| ▶ JDHS Replacement of Two Boilers             | \$1,100,000 |
| ▶ Marie Drake Heating Controls                | 330,000     |
| ▶ JDHS Partial Roof Repair                    | 300,000     |
| ▶ Marie Drake Driveway/Walkway Repair         | 210,000     |
| ▶ Marie Drake Renovate YDHS Commons           | 120,000     |
| ▶ MRCS Replace Hallway Carpeting              | 90,000      |
| ▶ DHMS Replace Heating Controls               | 70,000      |
| ▶ MRCS Replace Classroom Exterior Porch Slabs | 65,000      |





## KENAI PENINSULA BOROUGH SCHOOL DISTRICT

### Office of Superintendent

Sean Dusek, Superintendent of Schools

148 North Binkley Street Soldotna, Alaska 99669-7520

Phone (907) 714-8888 Fax (907) 262-9132

March 2, 2018

Representatives Gara, Drummond, Spohnholz, Kawasaki, Tuck, Josephson, Parish  
State of Alaska House of Representatives  
Juneau, AK

RE: HB 339: INCREASE BASE STUDENT ALLOCATION

Please consider this letter as testimony for HB 339. We have been working through reduction scenarios for our FY19 budget which will be presented to the Board of Education on March 5, 2018. It's been a difficult process; any further cuts will have a significant negative impact to our students and their success. A school board member and a KPBSD student did testify in support of HB 339 during a hearing on February 12, 2018, while they were in Juneau.

The number one priority of the Kenai Peninsula Borough School District Board of Education is: "Provide sustained, timely, and adequate educational funding for Alaska's students." Our district stands ready to work with the legislature to find the right solutions for solving today's fiscal challenge, recognizing that difficult decisions must be made.

**KPBSD supports an increase to the Base Student Allocation (BSA), and reiterates that continued flat funding is a cut to our education revenue.**

A \$100 BSA increase would provide our district approximately an additional \$1.8 million from the State, and also raise the maximum allowable contribution from the Kenai Peninsula Borough by approximately \$400,000. Without this BSA increase, all of the large school districts are looking to increase their class sizes and reduce staff.

**KPBSD projects a \$3.3-million-dollar deficit in FY19 with flat funding from the Borough and State of Alaska.**

Our budget is built with a revenue assumption of maximum funding from the Kenai Peninsula Borough, and flat funding from the State of Alaska which leaves us with a \$1.3 million deficit. Our administrative team is working diligently to plan scenarios to keep reductions as far away from the classroom as possible.

**Since FY15, the KPBSD has reduced expenditures by \$7.9 million dollars.**

The reductions include 11.26 FTE positions in district office, 15.38 FTE positions in school administration and staff, and a reduction in work hours for some support staff. Efficiencies have been found and made in technology, supplies, software, utilities, travel, curriculum, food service, student transportation, and equipment expenditures.

**Adequately funding public education is a legal responsibility of the State of Alaska legislature and is its primary financial concern.**

The education funding plan must be consistent, reliable and predictable to enable schools to focus on their primary mission: educate our youth. The Kenai Peninsula Borough School District is accountable for the dollars entrusted to it and supports measures that will allow our District to operate in a more efficient manner.

The KPBSD recognizes the current state fiscal climate, and appreciates the work the legislature is doing to pass a fiscal plan in a timely manner, with education funding as a priority. Our district continues to focus on rigor, relevance, and responsiveness, in order to empower all learners to positively shape their futures.

Sincerely,



Sean Dusek  
Superintendent of Schools

**From:** [Rep. Harriet Drummond](#)  
**To:** [Michelle Sydeman](#)  
**Subject:** FW: HB 339 Testimony  
**Date:** Wednesday, March 14, 2018 11:34:08 AM

---

**From:** Sandra Daws [mailto:sdaws01@kibsd.org]

**Sent:** Wednesday, February 21, 2018 2:20 PM

**To:** Rep. Harriet Drummond

**Cc:** Larry Ledoux

**Subject:** HB 339 Testimony

Representative Drummond,

Thank you for your time this morning, I am including my written testimony since I cut it down to stay within the 2 minute time frame. Please contact me if you should have any questions.

I am Sandy Daws, Business Manager, for the **Kodiak Island Borough School District**. Kodiak has four elementary schools, one middle school, and one high school in the city of Kodiak. In addition, our district supports 7 more rural sites. Six of those can only be accessed by plane or boat. Kodiak serves approx. 2300 students.

In the past year, Kodiak School District has seen a large reduction in our staffing. FY17 to now, **Kodiak had to cut 18 teaching positions**, reduced hours for our classified Staff, cut staff travel, classroom supplies, curriculum supplies, maintenance supplies, and reduced our professional development for our entire staff.

These cuts **from the FY17 budget to the FY18 budget resulted in a 2.1 million** cut in salaries and supplies.

With no projected new funding from the state, Kodiak School District has requested and additional 1.5 million from the Kodiak Borough. This would put KIB contribution at 96% to the cap. Then what happens next year? We need a long-term, early funding plan from the state and increasing the BSA is a start in that direction.

**If we do not receive additional funding from our Borough or the State, Kodiak School District will be cutting 9 more Teachers, 7 classified positions.**

Reducing Teaching positions and classroom support staff means **bigger class size and fewer options for students.**

In addition, we will have to reduce funding for renewal and replacement of our facilities and equipment. Items like gym floor refinishing and replacing a far beyond useful service life truck-mounted sander.

Deeper cuts to our supply budgets and we will have to postpone our curriculum replacement for a second year in a row.

**A key to student success** is access to current and high quality content. In addition, the curriculum must be diverse in learning needs and interests. .

What we have done to reduce costs:

Flat funding does not keep up with inflation, teacher/staff raises and rising costs of health insurance. Our district has been working hard to find ways to reduce costs. Example: 80% of our staff on a High Deductible Health Insurance, and by June 30, 2020 our entire district will be on a High Deductible health insurance.

We are exploring ways to stabilize our Technology purchase by leasing allowing us to spread the cost out over a four-year period.

Exploring stratifying our elementary schools as another long-term solution.

**Keeping Quality Educators is the most significant variable in student success.**



March 28, 2018

Dear Representative Gara,

I wanted to touch base and pledge my support for your legislation, HB339.

As far as Education Funding goes, it is no secret that we are all struggling for survival. While another year of flat funding is better than a reduction in educational funding, it still causes us to make significant cuts and drives us deeper into our reserves. Energy costs, medical benefits, travel, shipping, salaries, etc. will all continue to escalate as we try to maintain our mode of operation.

Last year, LPSD was forced to reduce its instructional year by 20 days, and this year we are forced to cut positions. We are a small district and any cut to personnel affects us deeply. This year alone, we are cutting administrative, certified, and classified positions. We have condemned playgrounds in our villages, leaky roofs, vehicles in disrepair, and outdated curriculum with no financial means to fix or replace them.


Simply put, with each year of flat funding we are offering less of a comprehensive education to our students. We have cut our inefficiencies and niceties, and now it is simply core services that are left; the services that honestly cannot be cut. Our kids, and frankly our teachers, are being adversely affected with each year that we are asked to do more with less.

To close, I understand that it has been a tough year for Alaska in general, and we are thankful for your leadership and continued support of education. As always, we appreciate all that you do for us down in Juneau.

Sincerely,

A handwritten signature in black ink, appearing to be "Ty Mase", written over a horizontal line.

Ty Mase, Superintendent  
Lake and Peninsula School District



THE BRISTOL BAY BOROUGH SCHOOL DISTRICT  
#2 School Road North  
P.O. Box 169  
Naknek, Alaska 99633  
Phone: (907) 246-4225/Fax: (907) 246-6875



March 28, 2018

Dear Representative Gara,

Thank you so much for continually being a strong advocate for adequate education funding. Your bill, HB 339, is something that our district is in full support of and we hope this letter will help you in your efforts.

Education funding has not kept up with the cost of providing an adequate education for our students here at BBBSD. Over the past five years here at BBBSD we have had to take a number of measures to meet these challenges, including:

- Securing the maximum contribution our Borough can provide.
- Reducing elementary staff by combining elementary grades into K/1, 2/3, 4/5.
- Reducing secondary staff and requiring teachers to provide instruction for grades 6-12.
- Reducing education programming (music, art, language, CTE)
- Reducing administrative staff that provide support in Federal Programs, Grants, Business office functions and clerical tasks.
- Eliminating Pre-K instruction from our budget (later reinstated via grants).
- Renovating infrastructure to reduce energy costs via funding from our Borough.
- Relying on our community to fundraise to provide for non-core instruction.
- Working with the Bristol Bay Education Association in an agreement that included 0% increase to the salary schedule for the FY17 and FY18 school years.
- Working with neighboring districts to provide CTE instruction.

Our district has worked diligently to provide the best education possible with the funding that the state has provided. We have made cuts, we have found efficiencies and we have worked to find alternate sources of revenue. All of these efforts will continue, but we are at a point where we will once again need to consider cuts to staffing, cuts that will be detrimental to the quality of education we can provide.

Alaska's students deserve an excellent education, despite our fiscal climate. Your leadership and continued support of Alaska's students is truly an inspiration for Alaska's children and educators. Thank you for being our voice in these difficult times.

Chin'an,



Bill Hill  
Superintendent

P.O. Box 1330  
675 Second Street  
Cordova, AK 99574



(T) 907-424-3265  
(F) 907-424-3271  
[www.cordovasd.org](http://www.cordovasd.org)

February 27, 2018

Representative Les Gara  
State House of Representatives  
Alaska State Capitol  
Juneau, AK 99801-1182

Dear Representative Gara,

On behalf of the Cordova School District, I wanted to extend my thanks to you for introducing and co-sponsoring HB 339, which proposes an increase of \$100 to the current Base Student Allocation.

Educators across Alaska are aware of the large scope of matters under consideration in the legislature that will have a significant impact on our state as a whole, including educational programming. Considering these matters in combination with the current economic climate, I urge you to use your influence and your vote in investing in Alaska's future, namely our children and that of the public education school system.

Further, I understand and appreciate that the legislature must consider a number of ways to address Alaska's current economic situation; of equal importance is the compelling need to act with foresight in planning for a promising future, as well. As part of your considerations, the following legislative actions would provide a sense of hope to local districts as we look toward educating our students for the future:


- Developing a sound state fiscal plan that addresses costs and cultivates new revenue streams
- Implementing meaningful retirement frameworks that will reduce the unsustainable required contributions from local school districts
- Providing relief from burdensome state legislative mandates that add to school district costs
- Opposing efforts that erode a district's authority to maintain local control of programs and operations
- Investing in the one resource that we know does not ebb and flow with the times: Alaska's children

In closing, the costs of public education are great, and so are the rewards! Visit a neighborhood school, near or far, rural or urban, and you are sure to see the wonderment of what investing in public education has to offer. Cordova School District has historically done our part by meeting high levels of academic performance and achievement standards, including graduation rates, both locally and at a state level. An increase to the BSA would offer the chance to enhance current programming and to grow new opportunities for our students. If we maintain the "status quo" as the world moves ahead, we are actually falling behind.

Please show your commitment by working diligently to see that public education is funded in ways that meet the changing times and the ever-growing needs of our diverse students.

Thank you for your continued service and support of Alaska's children and communities.

Sincerely,

  
Alex Russin, Superintendent

**George Ascott**

---

**From:** Rep. Harriet Drummond  
**Sent:** Tuesday, February 27, 2018 12:30 PM  
**To:** George Ascott  
**Subject:** FW: Gara's HB 339

**From:** Bart Mwarey [mailto:bmwarey@hydaburg.k12.ak.us]  
**Sent:** Monday, February 26, 2018 5:02 PM  
**To:** Rep. Harriet Drummond <Rep.Harriet.Drummond@akleg.gov>  
**Subject:** Gara's HB 339

Honorable Drummond:

My name is Bart Mwarey, Superintendent/Principal of Hydaburg City School District. I am writing in support of Gara's HB 339, which would increase the base allocation (SBA) next year by \$100.00. It has been difficult to plan ahead with no increases in the SBA over the last few years. Hiring and retaining quality teachers has been difficult with the level of funding we've been getting in our District.

Your assistance in approving the \$100.00 would greatly be appreciated.

Thank you,

--

Bart Mwarey  
Superintendent/Principal  
Hydaburg City School District  
Phone 907-285-3491 Fax: 907-285-3391  
Cell: 907-401-3359  
[bmwarey@hydaburg.k12.ak.us](mailto:bmwarey@hydaburg.k12.ak.us)



Kuspuk School District  
100 Boundary Avenue  
PO 49  
Aniak, AK 99557  
Tel: 907-675-4205  
Fax: 907-675-4305

Representative Les Gara  
State Capitol Room 511  
Juneau, AK 99801

Dear Representative Gara:

On behalf of the Kuspuk School District, I support the restoration of funding to its place prior to the past three years. The increased funding would greatly benefit the students of our district.

The impact that flat funding has had to the district is as follows, causing us to go over budget in the following areas.

- Classified Instructional Aide hours - had to cut some hours.
- Maintenance Supplies, Travel and Maintaining schools
- Food Service - Transfer of funds to help cover food expenditures
- Curriculum - Adoption materials
- Utility costs including Electricity and Communications
- Contract services - Services paid for contracting

The students and staff greatly appreciate your efforts in trying to restore funding.

Sincerely,

Bernard Grieve  
Kuspuk School District Superintendent

**From:** Connie Newman [mailto:cnewman@iditarodsd.org]

**Sent:** Thursday, March 01, 2018 3:01 PM

**To:** Rep. Les Gara ; Rep. Bryce Edgmon ; michelle.syndenow@akleg.gov; Rep. Jonathan Kreiss-Tomkins ; Sen. Lyman Hoffman

**Subject:** Funding for our students

Good Day,

Thank you for your continued effort to meet the needs of our children. I support the HB 339 \$100 dollar addition to the base student allocation. This will help the district retain our current staffing. This does not include funding for a counselor which our student's desperately need for academic advising, social emotional mentoring or family interventions to address child sexual abuse, domestic violence and substance abuse.

I would also to thank you for reaching out to find answers for keeping our children and families safe. Currently our schools have doors that do not lock, are not equipped with a central alarm to notify of a need for a lock down in the buildings in case of a violent intruder. Unfortunately we have had an incident involving someone coming to school with a knife.

Iditarod Area School District is committed to the Early Learning initiatives of our excellent education department staff and with their help we have established preschool programs in four of our seven villages with monies from the Moore Grant Settlement. With support from our partners at SERRC we integrated technology for addressing and enhancing culturally relevant instructional practices through a grant award. Currently we are partnering with University of Monana campuses and our University of Alaska to recruit and retain qualified certified staff, and to grow our own local certified teachers with help from the University of Alaska Fairbanks.

To celebrate and commemorate one of our certified staff who was the victim of a tragic plane crash the board approved the IASD Be a Teacher (One) Day in Memory of Julia Walker.

All of us at IASD and the State will work with you to continue your efforts to provide an academically rigorous and culturally relevant program of study to our students and colleagues.

*Connie A. Newman, Superintendent  
Iditarod Area School District  
Box 90  
McGrath, AK 99627*

*[cnewman@iditarodsd.org](mailto:cnewman@iditarodsd.org)*

*907-524-1221 Voice  
907-524-3217 Fax*

*"Watch your thoughts for they become words.  
Watch your words for they become actions.  
Watch your actions for they become habits.  
Watch your habits for they become your character.  
And watch your character for it becomes your destiny.  
What we think, we become.  
My father always said that... and I think I am fine."  
~ Margaret Thatcher*



Petersburg School District  
PO Box 289  
Petersburg, AK 99833  
Ph/FAX (877) 526-7656

February 27, 2018

Representative Jonathan Kreiss-Tomkins:

Thank you for your continued support of public education in Alaska, and for your tireless work on behalf of our children. I truly appreciate the staggering task ahead of you during this legislative session, and wish you wisdom and strength as you tackle these difficult budgetary issues.

I am writing this letter in support of HB 339, sponsored by Representative Gara, increasing the BSA by \$100 after three years of flat funding. If funding were restored to its place prior to the past three years, this would result in a 2% increase, or \$121,866 to our students and teachers.

Our district has maintained a fiscally conservative budget for many years, and the last 3 years have been no different. Essentially, the way we have managed to make ends meet is by reducing staff through attrition, instituting nearly flat salary increases (between .5 and 1%), **reducing course offerings**, implementing energy saving measures, reducing professional development travel opportunities, reducing teaching supplies, and reducing the number of students who travel for activities.

We will continue to "tighten our belts" and make wise budgetary decisions, but there is only so far we can go before these reductions have long-term negative effects on student learning and opportunities for growth. We are proud of the robust, well-rounded curriculum provided in our small school district, and will continue to manage our resources conservatively. I wholeheartedly support HB 339, and look forward to working with you in the future to provide the best possible education for all of Alaska's children. Thank you for your consideration.

Respectfully,

Erica Kludt-Painter  
Superintendent, Petersburg School District



# Craig City School District

Jack Walsh, Superintendent

P.O. Box 800 Craig, Alaska 99921

[www.craigschools.com](http://www.craigschools.com)

Phone (907)826.3274, FAX (907) 826.3322

CCSD is dedicated to providing a meaningful, comprehensive, and engaging education to all students, so they participate responsibly in the global society.

February 27, 2018

Representative Jonathan Kreiss-Tompkins  
State Capital Room 411  
Juneau, AK 99801

Dear Representative Kreiss-Tompkins,

I write today in support of HB339, a bill sponsored by Representative Gara and multiple co-sponsors, to increase the Base Student Allocation. This Bill has the potential to increase our foundation budget for the Craig City School District by nearly 2% and that is a welcomed relief for this district and every district across the state.

Craig City School District serves nearly 500 students in our Craig schools and in our correspondence and homeschool program. As a small district in a rural part of the state, we offer quality programs and services for families and are truly committed to the types of choice parents and students want.

In recent years, the State's fiscal situation and the federal government's challenges have forced us to operate with less funding. This downturn has also affected employment opportunities and with that, our student numbers have regularly declined. The result is we have **had to cut teaching and other positions**, increased fees for student activities and facilities use, and we have reduced some of our sports programs, professional development, and student support. Looking ahead, I fear that without funding increases like this bill would create, we will see further reductions, more deferred maintenance, and less classroom resources for teachers. None of this will help us improve the opportunities for students or help ensure our future parents, workers, and leaders of Alaska get the education they deserve.

I hope we can count on you to get behind this bill and to support an increase to the BSA for FY19.

Respectfully,



Jack Walsh

Cc Representative Les Gara  
Senator Bert Stedman



March 11, 2018

Representative Gara:

My name is Dr. Mary Wegner, and I am the superintendent of the Sitka School District. I am writing today in support of HB 339, Increase Base Student Allocation.

Thank you for your support of public education in Alaska, and thank you for putting forward a bill to support student learning throughout the state. Sitka Schools is facing a budget deficit for FY19 that is 12% of our total general fund budget. We need timely and adequate state funding to keep our talented teachers and provide a quality education for the students of Sitka. Providing an excellent education to every student every day requires high-caliber teachers combined with a culturally responsive learning environment with targeted instruction to meet a student's individual learning needs. All of which helps us achieve the three commitments of Alaska's Education Challenge, which are increasing student success, cultivating safety and well-being, and supporting responsible and reflective learners.

Given the financial crisis in Alaska and in the community of Sitka, we have made significant cuts over the past 4 years to our non-personnel budgets in order to maintain our teaching force. However, we are now at the point where we are looking at the reality of reducing our number of teachers so much so that a conservative estimate has our class sizes increasing by up to 60% if additional revenue is not available to us. I appreciate that HB 339 has been put forward for consideration. However, even with HB 339 we will lose teachers in Sitka because it is just not enough to make up for the flat-funding of recent years. Specifically, since FY16 utilities and health care costs have gone up a combined total of 102% for a total cost to the district of \$1,091,438. If passed HB 339 is expected to bring in \$271,000 for Sitka Schools. Although this doesn't close our existing \$2.3 million deficit, it can help to save some teaching positions, and for that I am very thankful.

Thank you for taking my testimony, and thank you for your commitment to public education in Alaska. I hope you will pass HB 339 and increase the Base Student Allocation.

Sincerely,

Mary Wegner, Ed.D.

# Class Size Impact of Teacher Reductions

| Grade | FY18 October Count Ratio | 1 Teacher Position |          | 2 Teachers Positions |          | 3 Teachers Positions |          |
|-------|--------------------------|--------------------|----------|----------------------|----------|----------------------|----------|
|       |                          | Ratio              | % Change | Ratio                | % Change | Ratio                | % Change |
| K     | 19:1                     | 23:1               | 21%      | 31:1                 | 63%      |                      |          |
| 1     | 17:1                     | 24:1               | 41%      | 32:1                 | 88%      |                      |          |
| 2     | 18:1                     | 21:1               | 17%      | 28:1                 | 56%      |                      |          |
| 3     | 21:1                     | 23:1               | 10%      | 30:1                 | 43%      |                      |          |
| 4     | 21:1                     | 26:1               | 24%      | 35:1                 | 67%      |                      |          |
| 5     | 21:1                     | 26:1               | 14%      | 34:1                 | 62%      |                      |          |
| BMS   | 15:1                     | 16:1               | 5%       | 16:1                 | 5%       | 17:1                 | 11%      |
| SHS   | 16:1                     | 16:1               | 0%       | 17:1                 | 6%       | 18:1                 | 13%      |

PHS is 12:1 and cannot cover basic academic needs with fewer teachers, so they are taking cuts in other ways.

**From:** Jennifer McNichol <mcnicholj@sitkaschools.org>

**Date:** March 5, 2018 at 9:07:43 PM AKST

**To:** "Representative.Harriet.Drummond@akleg.gov" <Representative.Harriet.Drummond@akleg.gov>

**Cc:** "george.ascott@akleg.gov" <george.ascott@akleg.gov>, "Representative Les Gara" <Representative.Les.Gara@akleg.gov>

**Subject:** HB339

Hello, Representative Drummond and members of the House Education Committee,

I am writing this evening to place my strong support for HB 339 on the record. In addition to being a pediatrician and mother here in Sitka, I serve as the chair of our local school board. I have had the pleasure of meeting several of you in Juneau in that capacity.


Our school budget situation in Sitka remains dire: we are working to close a projected \$2.3 million deficit, which represents 12% of our total operating budget. We continue to face rising costs in heat, local utilities, and health insurance premiums. "Flat-funding" from the state has NOT kept pace with these cost increases, and our municipality is unable to readily make up the difference as it faces its own budget crisis. The question looming in front of us is how many teacher positions do we cut, having made up the deficits of preceding years with every imaginable non-instructional cut. We have calculated that a \$100/student BSA increase represents approximately \$270,000 for our district - that would preserve funding for nearly 3 teaching positions. Given the size of our district (with 109 teachers currently on staff), 3 teachers means a lot, and retaining them would help mitigate the increases in class sizes that are inevitable in the current climate. Larger classes are not going to help us address our #1 board goal - to reduce the achievement gaps in our district. For these reasons, I urge the House Education Committee to give HB 339 the deliberation that it deserves, and to pass it on for consideration by the entire House.

Thank you for your time in reading this, and for your service to our state.

Sincerely,

Jennifer McNichol, M.D.

Sitka School Board Chair



# ALEUTIAN REGION SCHOOL DISTRICT

Joseph B. Beckford, Superintendent

REAA #8 (ADAK, ATKA, and NIKOLSKI)  
P.O. Box 92230  
Anchorage, Alaska 99509

[www.aleutregion.org](http://www.aleutregion.org)  
[jbeckford@aleutregion.org](mailto:jbeckford@aleutregion.org)

907-277-2648  
Fax 907-277-2649  
Cell 907-360-8441

February 28, 2018

Representative Les Gara  
Alaska State Capitol, Room #501  
Juneau, Alaska 99801

Dear Representative Gara:

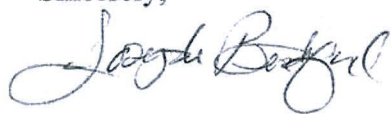
This letter is to offer my support for your HB Bill # 339, which would increase the Base Student Allocation (BSA) by \$100 from \$5930 to \$6030. This would represent a 0.017% increase.

While I support this proposal, I would like to address it from perhaps a different angle, as I suspect that many of your colleagues would only say, "Yeh, he's a school guy; they're never satisfied and always want more money." So, here are my simple points. I follow closely the currency market. Since January 2017 to February 2018, the value of the dollar has dropped from .98 against the Euro to .81 against the Euro. That is a precipitous drop of 18 % in the value of a dollar. So, a dollar that was almost on par with the Euro last year has the purchasing power of \$0.81 or 81 cents today. But, does this translate into the market basket. Well, if we go back to the international scale, the federal per diem rate - which is a market basket based indicator - for federal travel to a city in Europe as Berlin has been adjusted from \$299./day last January in Berlin to \$347./day today. That is a 16% increase, so the comparison pretty much holds, and it has been verified by federal government action. I think it reasonable to say that we can expect a 16% increase in domestic market basket costs relatively quickly.

Why is this important and what is going to happen? Two things: first, more people can compete for the same goods from other countries, and secondly, the only logical outcome of a devaluation of any currency is going to be domestic inflation. We are seeing that already in the market basket approach, but most Americans don't understand why. While a weak dollar may be great for businesses focused on international competition, it is devastating for domestic businesses, state and local government, and yes, school districts. So, while our federal government is touting new competitiveness of American business on an international scale, everyone else is going to suffer. The vast majority will suffer for the privileged few. And, the new tax break that is coming from the federal government? Well, taxpayers can kiss that benefit goodbye - it's already being eaten up by inflation; the numbers and scenario above prove that. So, both the state, local government, school districts and consumers find themselves in the same boat. However, Alaska school districts are financially dependent - they have no independent taxing authority nor the ability to make their case for more money even from their own constituencies. State and local governments can make the case to their constituents as they do have taxing authority. The State Legislature is the only source that school districts can turn to for help. Otherwise, you can't expect any more than 84% of what schools were able to do last year. If Districts barely made it last year, you can expect some of them to start crumbling this year.

I hate to be a prophet of doom, but I think the economic indicators are clearly there, leaving education with nowhere to go, but to its Legislature. I hope the Alaska Legislature will respond in the small measure by supporting the increase represented in this Bill.

Sincerely,

A handwritten signature in cursive script that reads "Joseph Beckford". The signature is written in dark ink and is positioned above the printed name.

Joseph Beckford  
Superintendent



# *Delta/Greely School District*

*The Delta/Greely School District provides each student with opportunities to become a responsible and productive member of society*

February 7, 2018

Dear House Education Committee,

This letter of support for Representative Gara's bill to increase the Base-Student-Allocation is written as candidly and honestly as I can possibly be. I am not attempting to be over dramatic or create a scenario merely to solicit additional funding for schools without cause. The poll conducted by the Alaska Senate confirms that the general public recognizes the fact that education in Alaska is underfunded.

The State of Alaska has faced a fiscal crisis and there has been a need to tighten our belts and "cut the fat". Some perceive that schools have not taken on their fair share of this burden but I can tell you from here in the trenches that, in deed, we have. First, there was very little "fat" to be trimmed from the education funding since that base student allocation has risen by less than five percent over the past seven years while the costs of doing business continue to rise.

Delta/Greely School District we pride ourselves on being fiscally conservative and careful to live within our means. We were fortunate to have saved for a rainy day when budgets allowed. During the 2017-2018 school year, our expenditures exceeded our revenue by \$209,000. This year (2017-18) our budget is built on our expenditures exceeding revenue by \$165,000. We have cut supplies and reduced staff (secretarial, teaching, food service, instructional aides...and we had already cut administrative staff). We are constantly looking for any and all efficiencies we can.

As I begin planning for the coming school year, I start by facing an additional \$240,000 in personal costs that are owed to our staff based on the current contracts. Contracts that have not changed for three years. We are at this very moment looking at what staff we may need to lay-off in order to meet our budget. Again, I am not saying this to be dramatic or just to make a point. These lay-offs are real and the people involved are real. At this point we are anticipating reducing our staff by at least three classified and a half-time certificated position.

The recommended one hundred dollar increase included in Representative Gara's bill would certainly provide at least some relief to us as we grapple with decisions on how to maintain quality education with a tightened budget that is threatening to cut off circulation. The students of Delta/Greely have always done well in state assessments and our families recognize the value of a good education. They expect and deserve nothing less.

Please stand up in support of the educational program that your constituents have identified as a priority for this state. Please support the increase to the Base Student Allocation.

Sincerely,



Laura Jackson, DGSD Superintendent

**From:** Mark A. Schill-Zonts [mailto:mark.schill-zonts@k12northstar.org]

**Sent:** Monday, February 19, 2018 4:12 PM

**To:** Rep. Les Gara <Rep.Les.Gara@akleg.gov>

**Subject:** HB339

The HB339 increase MUST happen. The Governor can take a pay cut. The kids have gone without too long.

Thank you,

MARK SCHILL-ZONTS

SAFETY ASSISTANT

RYAN MIDDLE SCHOOL

452-4751 EXT.13030

LIVE FOR TODAY

DREAM FOR TOMORROW

LEARN FROM YESTERDAY

Albert Einstein



February 21, 2018

Chair Drummond and Members of the House Education Committee:

My name is Dr. Mary Wegner, and I am the superintendent of the Sitka School District. I am testifying today in support of HB 339, Increase Base Student Allocation.

Thank you for your support of public education in Alaska, and thank you for putting forward a bill to support student learning throughout the state. Sitka Schools is facing a budget deficit for FY19 that is 12% of our total general fund budget. We need timely and adequate state funding to keep our talented teachers and provide a quality education for the students of Sitka. Providing an excellent education to every student every day requires high-caliber teachers combined with a culturally responsive learning environment with targeted instruction to meet a student's individual learning needs. All of which helps us achieve the three commitments of Alaska's Education Challenge, which are increasing student success, cultivating safety and well-being, and supporting responsible and reflective learners.

Given the financial crisis in Alaska and in the community of Sitka, we have made significant cuts over the past 4 years to our non-personnel budgets in order to maintain our teaching force. However, we are now at the point where we are looking at the reality of reducing our number of teachers so much so that a conservative estimate has our class sizes increasing by up to 60% if additional revenue is not available to us. I appreciate that HB 339 has been put forward for consideration. However, even with HB 339 we will lose teachers in Sitka because it is just not enough to make up for the flat-funding of recent years. Specifically, since FY16 utilities and health care costs have gone up a combined total of 102% for a total cost to the district of \$1,091,438. If passed HB 339 is expected to bring in \$271,000 for Sitka Schools. Although this doesn't close our existing \$2.3 million deficit, it can help to save some teaching positions, and for that I am very thankful.

Thank you for taking my testimony, and thank you for your commitment to public education in Alaska. I hope you will pass HB 339 and increase the Base Student Allocation.

Sincerely,

Mary Wegner, Ed.D.



## HAINES BOROUGH SCHOOLS

P.O. Box 1289

Haines, Alaska 99827

Dear Alaskan Legislators:

On behalf of the Haines Borough School District, we encourage you to support HB339 which would increase the Base Student Allocation (BSA) by \$100. As you are aware, the BSA has not been increased for several years. During this time we have experienced increases in costs in salaries, insurance, supplies, materials, and transportation. We have also seen an increase in the costs of maintaining our buildings due to several years of deferred maintenance. The result has been staff reductions and a scaling back in some programs.

It is recognized that education has not seen the cuts that the other areas of the government has experienced and for that we are grateful; however, flat funding is State beginning to take a serious toll of the quality of education that can be provided. HB339 would provide our district an additional \$56,658 in additional state aid for next year. These additional funds will greatly help in minimizing the damage caused by raising costs.

We ask you to support HB339. We also want to thank you for your service to Alaskans of all ages but especially to the children of Alaska.

Sincerely,

Richard E. Carlson  
Interim Superintendent

**From:** Sarah Birmanns  
**To:** [Michelle Sydeman](#)  
**Subject:** Funding our schools  
**Date:** Monday, February 12, 2018 7:12:38 PM

---

Hi - I am writing on behalf of teachers and students in the Anchorage School District. Nine years ago, when I started teaching in Anchorage, I saw 65 students a day, in 4 classes with 3 preps. I was full time. I was a specialist, one of the only non-Latina Spanish teachers in the Spanish Immersion Program. This year I see 108 students a day and teach 4 periods with 4 preps and I am a .6 part-time employee with no insurance. I volunteered to cut my time because I honestly don't think I would love my job if I had 150 -175 students a day like some of my colleagues do. My husband and I are both award-winning educators. We are leaving in 2-3 years if things don't improve. Teachers and students need relief. Please help.

Sarah Birmanns  
Anchorage, AK

Sent from my iPhone

# Chatham School District

Susan Sciabbarrasi  
SUPERINTENDENT



## BOARD OF EDUCATION

MR. KEVIN FRANK, SR.  
MS. ELIZABETH HOOGHE  
MR. ALBERT HOWARD  
MR. JIM WAGNER  
MRS. FRANCES ZIEL

P.O. BOX 109, ANGOON, ALASKA 99820

PHONE: 907-788-3302 or 907-788-3682 FAX: 907-788-3252

February 27, 2018

Rep. Les Gara

Re: Support of HB 339

I am writing in support of HB 339.

Chatham School District is made up of 4 communities in Rural Alaska. Each site has between 10-75 students per site and the sites are many miles apart, therefore, the only access is by seaplanes or the ferry system (only 2 days per week). The cost for travel as well as receipt of goods and services to these remote areas continues to rise. It is difficult for areas outside of the State of Alaska to understand the challenges when there are no roads in or out of the towns and a thousand miles from a major city.

Last year was the first year the district did not receive the federal Timber Receipts, which has been a huge impact on the rural communities. This year we have had to reduce our certified teaching staff to offset that loss. Our students are among the most needy, economically as well as academically (approximately 30-35% proficient) and continued level funding has an even greater impact on the education of our students. The additional \$100 added to the BSA will provide Chatham School District with \$64,868. This will allow us to keep one teacher and will assist to offset our Food Service programs in the two Native Communities. Without additional funding, we are again looking at reducing our certified and classified staff and may not be able to continue providing two solid meals per day for our students since the NSLP program does not fully fund our expenses due to the cost to ship food to the remote villages. Those two meals are staples for many of our students.

Without additional funding for next year, we will be required to continue to reduce our staff, services, materials and supplies. We will have to limit our extra-curricular and sports activities and travel. All of which, are detrimental to our students' current success as well as their post-secondary endeavors.

When the Timber industry declined, the Timber Receipts were the saving factor for many of our communities and they have helped to sustain them over the past years while the state maintained level funding. Of course, we all know that level funding is actually decreased funding due to the annual rise in the cost of living. With no additional funding for small villages and towns around the state, such as Chatham School District, I feel the students will suffer tremendously.

Therefore, it is my fervent hope that you will support HB 339 and maintain your continuous commitment to our children, and especially the REAA communities who rely solely on state funds to be able to provide for the bare necessities for many of our school children.

Thank you for your consideration and support.

Susan Sciabbarrasi  
Superintendent



Association of Alaska School Boards  
1111 West 9<sup>th</sup> Street  
Juneau, AK 99801

February 19, 2018

To: Alaska House Education Committee

Flat funding of the Base Student Allocation (BSA) has had a significant negative impact on school districts throughout Alaska. During the recent AASB Fly-In you heard school board members speak about the increases in transportation, airfares, utilities, cleaning supplies, health care costs, paper supplies and all the many commodities needed to operate schools. Meeting these increased operating costs has directly impacted classrooms.

Supporting an increase in the BSA would allow school districts to replace what has been lost from the classroom. These are things that directly affect students such as reinstatement of academic electives including CTE, art, and music; replacing teachers, counselors, and paraprofessionals; and providing direct services to students such as interventions, tutoring, and after school activities.

AASB's Delegate Assembly supports an increase to the BSA through a long-standing resolution:

**2.2 URGING EARLY, ADEQUATE, EQUITABLE, AND PREDICTABLE FUNDING OF PUBLIC EDUCATION**

*AASB urges the State of Alaska to provide early, adequate, equitable, and predictable funding of public education. AASB believes that adequate funding should include the following:*


- *State funding of the TERS-PERS retirement liability;*
- *An increase to the Base Student Allocation to account for both inflation and adequate pre-K through 12<sup>th</sup> grade education;*
- *Recognition of the need to keep pupil-teacher ratios to a level in line with research-based best practices;*
- *Career and technical education;*
- *An early adoption timeline that allows school boards and district administration to effectively plan instruction and staffing for the upcoming school year'*

*AASB urges that in years when the Alaska Legislature has not approved an education budget by April 1, the budget from the previous year shall be the legal minimum funding for the next fiscal year.*

*AASB urges the legislature to review and recommend appropriate adjustments to AS.14.17.460, District Cost Factors, to ensure equity in school funding.*

*AASB urges the Legislature to provide stable forward funding that addresses inflation, including the use of an education endowment, to ensure funding predictability.*

We encourage the committee's support of HB 339

  
Michael Swain, President

  
Norman Wooten, Executive Director

**From:** Alaska PTA  
**To:** [Michelle Sydeman](#)  
**Subject:** Alaska PTA Statement in Support of \$100 BSA increase  
**Date:** Friday, January 19, 2018 1:21:17 PM

---

Good afternoon,

"Alaska's children have had financial support for their education cut continually in the past few years, to the point that classroom sizes are above 25+ students to 1 educators. Educators are leaving the public school system in Alaska as their jobs are not secure. Alaska PTA supports raising the BSA by \$100 in order to support our educators and students in the classrooms."

--

Thank you for all you do for the children of Alaska.

"Every Child, One Voice"

Thank you,  
Candy Jo Bracken  
Alaska PTA President  
907-388-1394





February 19, 2018

Representative Les Gara  
Vice Chair, House Finance Committee  
State Capitol Room 511  
Juneau AK, 99801

Dear Representative Gara,

On behalf of NEA-Alaska's 13,000 teachers and education support professionals I am writing in support of House Bill 339 (HB339) to increase the Base Student Allocation (BSA).

Increasing the BSA puts resources directly into classrooms to enhance student learning. Increasing classroom funding leads to smaller class sizes, more individual attention for every student, higher quality lessons, more school counselors, teacher aides, and an improved learning environment.

Since the last adjustment of the BSA, healthcare, energy, and operational costs for schools have continued to increase. Alaska's school districts have been forced to cover rising costs that have outpaced inflation by making significant cuts. Districts have raised class sizes, cut student-centered programs, reduced the time to prepare great lessons, decreased budgets for supplies and equipment, and laid off teachers and education support professionals. All of these reductions have limited the opportunities for students.

Every child in Alaska deserves an excellent public education, but they only have one chance to get it. The dedicated educators of NEA-Alaska do everything in their power to enhance student learning on a daily basis but their hands have been tied by declining budgets and increased workloads. Increasing the BSA is about making sure Alaska kids have the support, tools, and time they need to be successful. Thank you for taking this meaningful step toward improving public education for every Alaska student.

Tim Parker

President, NEA-Alaska

**From:** Mike Bronson  
**To:** [Michelle Sydeman](#)  
**Cc:** [Rep. Andy Josephson](#); [Rep. Matt Claman](#); [Rep. Harriet Drummond](#); [Rep. Ivy Spohnholz](#); [Rep. Jennifer Johnston](#); [Rep. Gabrielle LeDoux](#); [Rep. Geran Tarr](#)  
**Subject:** NAACP support for HB 339 to raise school funding  
**Date:** Monday, February 12, 2018 8:20:58 AM  
**Attachments:** [image003.png](#)

---

Representative Gara,

The Anchorage Branch of the National Association for the Advancement of Colored People supports your HB 339. The bill will raise the base student allocation and is expected to improve class size as well as math and reading instruction statewide.

Thank you,

-Mike Bronson  
Education Committee  
NAACP Anchorage



\*\*\*3-DIGIT 998  
#50037538 11/10/2018  
REP PAUL SEATON  
120 4TH ST RM 102  
JUNEAU AK 99801-1162



**The best 75¢ you'll spend this week!**

THURSDAY  
FEBRUARY 22, 2018  
HOMER, ALASKA  
VOLUME 45, NO 7  
75 CENTS

# HOMER NEWS

YOUR TOWN · YOUR NEWS · YOUR PAPER · SINCE 1964

## WHAT'S INSIDE



### IN OUR OWN BACKYARD

#### Kachemak Cuisine

serves up recipes for Asian cuisine and delectable desserts.  
Page 2

### SCHOOLS

#### Two Homer area schools take

first place in Battle of the Books, will advance to state competition.  
Page 6

### SPORTS

#### Homer ski teams head to state

## School district faces \$3.4 million deficit

BY MEGAN PACER  
HOMER NEWS

The Kenai Peninsula Borough School District is facing a roughly \$3.4 million deficit this year, but has a few options to close that gap.

The projected Fiscal Year 2019 revenue for the district's general fund is \$140 million, according to a pre-

sentation by Assistant Superintendent Dave Jones Tuesday night at Homer High School. The projected expenditures are roughly \$143.5 million.

A deficit of more than \$3.4 million remains, but the district has the ability to bring that down to just over \$2 million, Jones said, if it uses one third of its unassigned fund balance,

or \$1,318,109. The issue of how to deal with that remaining \$2 million was discussed among the handful of parents, district representatives and school administrators who attended the meeting. Jones prefaced the conversation about potential cuts in different areas of the district with a chart detailing the cuts that have been made

over the last four fiscal years, which totaled \$7.9 million. Those cuts over the last four years included reductions to custodial staff, pool costs and district office positions. There are 13 fewer staff members in the school district's main office than there were four years ago, Jones said.

See DISTRICT, Page 5

## "It could be us"

Homer students stage walkout after Florida school shooting



## Editorial Enough

These are the names of children and adults killed in mass shootings and stabbings at schools and universities in the United States going back to the Bethel Regional School shooting, Feb. 19, 1997:

**Marjory Stoneman Douglas High School, Parkland, Florida, Feb. 14, 2018:** Alyssa Alhadeff, Scott Beige, Martin Duque Anguiano, Nicholas Dworet, Aaron Feis, Jaime Guttenberg, Christopher Hixon, Luke Hoyer, Cara Loughran, Gina Montalto, Joaquin Oliver, Alaina Petty, Meadow Pollack, Helena Ramsay, Alexander Schachter, Car-

## ... District budget

FROM PAGE 1

"Before we say, 'What should we do?' we want to review what we've done," he said.

Jones then detailed a few of the options the district is looking at in order to close the gap between revenue and expenditures. They include increasing the pupil to teacher ratio (PTR) in high schools across the district, reducing funding for supplies or looking at the ways the district can "re-do" curriculum in ways that would save money.

Additionally, two district staff will retire this year, a member of administration and a support staff member, and Jones said the district will likely not replace those positions.

Increasing the PTR decreases the number of paid teacher positions in a school. The current PTR for high schools in the district is 1:25, though Jones said that the number of students in a given classroom is often lower. This is due to students taking courses at their local colleges and participating in internships, he said. Senior students also generally have fewer required classes by their final year, he said.

"Each fall when we do our class size report, we look at the actual number of students in classes across all of our schools," Jones said. "When we look at our high schools, we're

staffed currently at 1:25, but you look at our classes in our high schools and most of them are under that."

This is the justification behind the idea of raising the PTR at high schools across the district, Jones said. High schools will be looked at for the PTR increase first, followed by middle schools. The suggestion currently on the table is to increase the district's high school PTR by two, which Jones said would result in a reduction of six and a half teaching positions.

Locally, increasing the PTR by two could result in the loss of one position at Homer High School, said Principal Douglas Waclawski during the meeting. This would likely result in the loss of a few elective classes since the school would have to make sure it was still providing, for example, enough sections of English for students. Zen Kelly and Mike Illg, the Homer area's representatives on the School Board, were both present at the budget meeting. They echoed sentiments made by Jones that it's not likely the state Legislature will increase funding to schools. A better strategy for parents who want to get involved, they said, is to lobby the Borough Assembly to fund the school district to the cap, or the maximum amount allowed.

It is common for the assembly to select a minimum funding amount they will pledge to the district by the assembly's deadline, with the caveat that it might give more funding once

it's clear what kind of funding will come out of Juneau. Jones presented that, should the assembly vote to fund the district to the cap this year, that would cover the roughly \$2 million needed to close the rest of the district's deficit

after using one third of the unassigned fund. The school board needs to pass a budget at their April meeting and forward it to the assembly.

Reach Megan Pacer at [megan.pacer@homernews.com](mailto:megan.pacer@homernews.com).

## ... Homer News editorial continued

FROM PAGE 1

tia, Doris Chibuko, Sonam Chodon, Grace Eunhae Kim, Kathleen Ping, Judith Seymour, Lydia Sim,

**Northern Illinois University, Dekalb, Illinois, Feb. 14, 2008:** RYANNE MACE, Gayle Dubowski, Catalina Garcia, Julianna Gehant, Daniel Parmenter,

**Virginia Polytechnical University, Blacksburg, Virginia, April 16, 2007:** ROSS ABDALLAH ALAMEDDINE, Christopher James "Jamie" Bishop, Brian Bluhm, Ryan Clark, Austin Cloyd, Jocelyne Couture-Nowak, Kevin Granata, Matthew G. Gwaltney, Caitlin Hammar, Jeremy Herbstritt, Rachael Elizabeth Hill, Emily Fisher, Jarrett Lane, Matthew La Porte, Lee Liviu Librescu, G.V.

**West Nickel Mines Amish School, Nickel Mines, Lancaster County, Pennsylvania, Oct. 2, 2006:** Naomi Rose Ebersol, Marian Stoltzfus Fisher, Anna Mae Stoltzfus, Lena Zook Miller, Mary Liz Miller.

**Red Lake Middle School, Red Lake, Minnesota, March 21, 2005:** Daryl Allen Lussier, Michelle Leigh Sigana, Derrick Brian Brun, Neva Jane Wynkoop-Rogers, Alicia Alberta White, Thurlene Marie Stillday, Chanelle Star Rosebear, Chase Albert Lussier, Dewayne Michael Lewis.

**Columbine High School, Littleton, Colorado, April 20, 1999:** Cassie Bernal, Steve Curnow, Corey DePooter, Kelly Fleming, Matt Kechter, Daniel Meuser, Dani

Pier One Theatre  
on the Spit



Pier One Theatre Office  
332 E. Pioneer Ave. Ste. 3  
Homer, Ak 99603  
907-226-2287

# AUDITIONS

## Raven's Place

by Lance Petersen

Directed by Ken Landfield

**SUNDAY, MARCH 4** 2:00 — 4:00 PM

**MONDAY, MARCH 5** 6:00 — 8:00 PM

Scripts available at Pier One office above The Homer Bookstore

PERFORMANCE DATES AUGUST 17-19 & 23-25

### Synopsis:

In a coastal Alaskan town, the pressures of tourism vs. community, indigenous people vs. the government, independence vs. everything, and the "Old Ways" vs. the "New Ways" pop up in a small cafe.

Two of the main characters are Alaska Natives who portray from time to time several of the possible roles for them in contemporary society, from lawyer and city planner to homeless street people to young lovers proud of their complex tribal heritage.

The "Old Ways" may be only 30 years old, or 3,000 years old (or, in the case of Chief Raven, older than time itself), but Alaskans know there is a profound split between those who strive to push Alaska to join the modern world and those who hope Alaska can find its own identity and learn to be fiercely, uniquely Alaskan.



## Facing More Budget Crunches, Nome Public Schools Considers Staff Cuts

By Gabe Colombo (<http://www.knom.org/wp/blog/author/gcolombo/>) | February 7, 2018 | 0 ( <http://www.knom.org/wp/blog/2018/02/07/facing-more-budget-crunches-nome-public-schools-considers-staff-cuts/#respond> )



**THE NOME PUBLIC SCHOOLS BOARD OF EDUCATION'S regular meeting lasted late into the night Tuesday, dominated by a discussion of severe budget cuts.**

Faced with expected flat funding from both the state and city, the fiscal year 2019 draft reduces expenditures by nearly \$250,000 from this year's \$15.4 million budget.

The draft reduces supply and textbook budgets across the board and removes funds for staff development travel and after-school activity busing, among other things. It also eliminates several support positions, including four elementary school teacher aides and the elementary school social worker, librarian and music teacher.

When council member Sandy Martinson asked if there was any "fluff" that could be cut elsewhere, Superintendent Shawn Arnold was blunt:

"That's what this is. Four years ago, we had 115 staff. Right now, we have 102. And this reduces us to about 95. And we have the same number of students that we serve. To compare another city school district, Valdez has 684 students, and they have 124 staff members."

In his written superintendent's report, Arnold calls this "the most challenging economic period Nome Public Schools has ever experienced." He says it's hard to number the cuts that have already been made: things from color copies and staff lunches at in-service days to switching to more energy-efficient light bulbs.

At this point, he says, the priority should be on maintaining primary classroom instruction and not cutting class sizes, even if that means hard choices elsewhere.

Even so, Martinson expressed concern about cutting the librarian.

"I just can't imagine having libraries without librarians. And I feel like with the emphasis we have on reading at our schools that this is a really difficult thing to propose."

In this case, Arnold says, there would still be funding for a part-time library aide, but the burden of checking out books and other duties would likely fall on teachers and community volunteers.

The burden on students to fund their own travel for things like sports would also increase, with the student travel budget cut from around \$150,000 to about \$125,000. But Business Manager Genevieve Hollins surprised the board when she read out the amount students raised last year, through things like bake sales and car washes: \$360,000.

A chorus of "wow"s and "OMG"s rang from the board: Nancy Mendenhall called it "incredible." Jennifer Reader remarked, "Isn't that interesting," and suggested the student travel budget be cut further to fund supplies for the Youth Facility. It's just one of the many trade-offs the board will consider over the next few months.

They'll also consider the adoption of a subsistence school calendar, which would move the start date back by two weeks, to after Labor Day. That would allow students to spend all of August participating in subsistence activities with their families. After several years of debate, the Alaska state commissioner of education is now allowing some leeway for school districts, Arnold says.

Board President Barb Amarok says she sees this as a positive step towards more local control.

"It's always been hard to take the month of August, because that does affect the activities of the families in our community. It's not just berry-picking and green-picking, it's moose season."

Other board members say they're concerned that cutting in-service days, in order to fit 900 instruction hours into a shorter school year, would make it harder for teachers to collaborate.

In other business, Nome-Beltz High School Assistant Principal Lucas Frost announced his resignation, effective at the end of the school year. And the board offered Shawn Arnold another three-year contract. He's been superintendent for four years.

The Board of Education will meet for a joint session with the Nome City Council to discuss the budget next Monday, February 12<sup>th</sup>, at 6:30 p.m. at City Hall. The board will hold a work session on Tuesday, February 27<sup>th</sup> at 5:30 p.m., and its next regular meeting Tuesday, March 6<sup>th</sup> at 5:30 p.m., both in the Nome Elementary School library.

Image at top: file photo: Board member Nancy Mendenhall and Board President Barb Amarok review a draft budget. (Photo: Laura Kraegel, KNOM).

 (<http://www.knom.org/wp/blog/2018/02/07/facing-more-budget-crunches-nome-public-schools-considers-staff-cuts/?share=facebook&nb=1>)  
40

 (<http://www.knom.org/wp/blog/2018/02/07/facing-more-budget-crunches-nome-public-schools-considers-staff-cuts/?share=twitter&nb=1>)

 (<http://www.knom.org/wp/blog/2018/02/07/facing-more-budget-crunches-nome-public-schools-considers-staff-cuts/?share=email&nb=1>)

## Here's what flat funding has meant for Alaska schools.

In Sitka, students are writing on plain paper instead of composition books. In Nome, administrators are considering a shorter school year, which would give families more time for hunting and berry-picking while also saving money.

In Anchorage, the school district [has opened its own clinic](#) to try to slow its spiraling health costs. In the Mat-Su, district officials are exploring whether [to build new facilities](#) with borrowed money to help reduce the cost of a busing contract and building leases.

Around Alaska, school districts have approached the state's fiscal crisis creatively, taking new steps to make each scarce dollar go farther and to keep from having to lay off teachers.

But even after those steps, they still face [dwindling savings accounts](#) and [escalating health insurance costs that are making it more difficult to sustain existing class sizes and programs](#), administrators said. And they're warning that a second straight year of flat state spending — without a [boost for inflation](#) — will force their cost-saving measures to increasingly [target classroom teachers](#).

["We're down to bare-bones operations and we're looking at a \\$2.3 million deficit for next year,"](#) said Sitka's superintendent, Mary Wegner. "All we have left to cut is teachers."

The Alaska Legislature budgets for public schools using a per-student formula called the [base student allocation](#).

*[Anchorage School Board cuts dozens of teaching positions, and the situation could get even worse]*

In the three years since 2015, lawmakers have raised it a total of 1.7 percent, to \$5,930 from \$5,830. There was no increase between last year's state budget and the current one, and there's also no increase in Alaska Gov. Bill Walker's proposed spending plan for next year.

One House Democrat, Anchorage Rep. Les Gara, [has introduced legislation](#) to increase the formula by \$100 next year, or another 1.7 percent.

"Flat funding is better than a stick in the eye," he said in a phone interview. "But you have to recognize that we've lost teachers and you're going to lose a lot more teachers if you continue pretending inflation doesn't exist, and pretending health cost increases don't exist."

[Anchorage Democratic Rep. Les Gara.](#)(Marc Lester / ADN)

Anchorage Democratic Rep. Les Gara.(Marc Lester / ADN)

Gara's proposal has six co-sponsors. But his own largely-Democratic House majority this year has focused less on boosting spending and more on the timing of the state's schools budget. That's because lawmakers' delays in passing their annual spending plans have forced districts to [issue, then revoke layoff notices](#) in recent years.

The House is pushing the mostly-Republican Senate majority for early passage of a bill that aims to separate schools spending from the much-larger budget for state operations, while keeping the per-student formula at the same level as last year.

Senate majority leaders, citing Alaska's massive deficit, say they don't support an increase this year and that schools administrators aren't expecting one.

Eagle River Republican Sen. Anna MacKinnon, in an interview, said she thinks the state currently lacks the money to keep schools budgets on pace with inflation. Instead, she said she wants to see schools spending the money they're getting more efficiently.

[Eagle River Republican Sen. Anna MacKinnon \(Nathaniel Herz / ADN\)](#)

Eagle River Republican Sen. Anna MacKinnon (Nathaniel Herz / ADN)

MacKinnon praised teachers for working hard and "doing the right thing for students every day." But she said she'd support increased spending on education "when I see better outcomes for students, or a plan that is realistic to improve student outcomes."

"We always see districts asking for more money to do exactly what they're

said.

Alaska school district officials, meanwhile, say that they're being asked to sustain their programs with the same amount of money even as their costs are rising.

If the per-student formula is left the same next year, it will have increased a total of 0.9 percent in the three years since 2016. The Sitka school district's health insurance costs over have gone up by 30 percent in the same time span — to a projected \$3.6 million next year from \$2.7 million in 2016, said Wegner, the superintendent.

Between health care and utilities, Sitka's schools have had to absorb an extra \$1 million in expenses in their \$19 million budget, she said.

In response, the district has cut administrative staff and spending on supplies. It saved \$500,000 by cutting extra cash in budgets beyond what was actually spent the year before. It's privatized the management of gyms for public recreation programs, instead of having those programs run by district employees.

Those measures have allowed the district to cut just one teaching job, out of roughly 115 total, in response to budget pressure, though it's also eliminated some positions amid declining student enrollment.

Now, Wegner said, "we no longer have any fluff."

Officials at other districts say they've taken similar basic steps to cut costs.

In the Mat-Su Borough, where enrollment has been steadily increasing amid a population boom, the district saved \$800,000 by changing the schedules of its custodians. Nome's school district has cut physical education and shop teachers, installed new, efficient lighting and eliminated summer school.

But administrators also said they're trying new things to save money.

The Anchorage School District [has opened its own health clinic](#) for some of its staff, which it says could reduce its costs — which had risen to some

*[**Related:** [Faced with increasing health-care costs, Anchorage School District is contracting for a clinic](#)]*

It's also trying to shift kids into smaller, specialized schools, which, because of the way Alaska's per-student formula is calculated, bring in more state cash for each student, said Jim Anderson, the district's chief financial officer.

In the Mat-Su Borough, district officials have proposed major changes to some of its building leases and a busing contract in an effort to save money.

They're considering borrowing money — using a financial instrument called certificates of participation — to build new buildings to house several schools that are currently in leased space, [the Mat-Su Valley Frontiersman reported](#).

The proposal wouldn't save money initially. "But when we retire the debt, the borough owns the facility," Luke Fulp, assistant superintendent of business and operations, said in a phone interview.

The borrowed money could also go toward building a new, district-owned bus terminal.

The district pays a private contractor, First Student, for busing, which cost \$18 million last year. That contract includes the cost of bus storage. If the district owned its own terminal, it could remove storage costs — plus any associated profit margin for the contractor — from its next busing contract, said Fulp.

In rural school districts, meanwhile, one cost-saving option is moving to a "subsistence calendar" — one that reduces the number of school days to leave more time for hunting and fishing.

The Lake and Peninsula School District, in Southwest Alaska, [made the switch this year](#) and cut 20 days from its calendar. Nome's school district is now looking at a similar change, [according to KNOM](#), the local public radio station.

Superintendent Shawn Arnold described the shift as a good idea that's taken on added urgency amid tight budgets, which have already resulted in the district's workforce shrinking to 102 from 115 three years ago.

"That's part of a benefit of a funding crisis: It's forcing us to look at different, innovative ways to deliver instruction that we never would have done before," Arnold said in a phone interview.

But district officials around the state are nonetheless supporting Gara's proposal to boost per-student spending because, they said, their cost-saving measures haven't been enough to entirely insulate teachers from cuts.

In Anchorage, under a preliminary budget, the student-teacher ratio at high schools is projected to increase to 31 next year, up from 29 this year. For seventh- and eighth-graders, the ratio would climb to 28 from 27.

The Mat-Su School District faces a \$7 million deficit in its \$230 million budget; it increased class sizes this year and has already drained more than half of its savings accounts since 2015.

In Sitka, administrators haven't yet formalized a plan to close their \$2.3 million deficit for next year. But just to cut the deficit in half could produce some class sizes nearly 30 percent larger than this year's, said Wegner, the superintendent.

"We will be advocating from Sitka for an increase," she said. "I am not going to sit back and take this lying down."

# ANCHORAGE DAILY NEWS

## Education

### Anchorage School Board cuts dozens of teaching positions, and the situation could get even worse

✍ Author: Tegan Hanlon ⓘ Updated: February 22, 2017 📅 Published February 21, 2017

The Anchorage School Board on Tuesday unanimously passed a budget for next school year that cuts dozens of classroom teaching positions to partially close a \$15.3 million budget gap.

The seven-member board voted on the budget after about 30 minutes of discussion at its evening meeting, leaving the document crafted by the district administration largely unchanged.

Assuming the state Legislature doesn't decrease or increase per-pupil state funding, the \$563.6 million general fund budget for the 2017-18 school year results in the net loss of about 123 "full-time equivalent" positions, including 99 teachers, to save about \$7.2 million total.

"This budget document is not as rosy as I would like it to be, but it's the circumstances that we are in — when you have flat revenue and increasing expenditures," said Anchorage School Board member Kathleen Plunkett. "We're not going to be able to do everything that I know we would all love to do."

Several school board members said during Tuesday's meeting that they anticipated returning to the budget in coming months once the Legislature agreed on a state budget.

The district created the budget passed Tuesday around the assumptions of enrolling 270 fewer students next school year and state funding remaining flat, as suggested in Gov. Bill Walker's budget proposal.

However, Sen. Lyman Hoffman, D-Bethel, said in an interview Tuesday that public schools should brace for a 5 percent cut to the \$1.3 billion the state spends in unrestricted general funds on education.

Anchorage School Board President Tam Agosti-Gisler said in an interview after the board meeting she was hopeful the flat per-pupil funding would remain in next year's state budget, paired with additional transportation funding.

About the 5 percent reduction, she said, "there will be consequences for those cuts that will be felt by our students for many years to come and there needs to be some deep reflection on what our values are and what our responsibilities are for our children."

Other positions cut in district budget include the equivalent of about 16 full-time classroom and special education teacher assistants, three full-time counselors, 14 full-time safety and security specialists and four full-time assistant principals.

Positions added include about 17 full-time elementary secretaries as well as about 48 full-time elementary school instructional coaches, funded by federal grant money.

The district also plans to close the budget gap by using \$4 million in savings to keep 40 additional teaching jobs.

Michael Graham, district chief academic officer, said in an email Tuesday that principals will work with their directors to determine what specific teaching positions to cut. Changes could impact class sizes at the elementary level. In middle and high schools, some classes could increase in size and the number of class offerings could decrease, he said.

Only two people testified at Tuesday's board meeting about the budget.

Sharon Baker, president of Totem Association Educational Support Personnel board of directors, said she had concerns about reducing the number of secretaries at the middle schools and high schools, while Michael Bronson with the Anchorage branch of the National Association for the Advancement of Colored People asked the board to create a plan in the budget to raise the academics of students behind when it comes to state education standards.

Tom Klaameyer, vice president of the Anchorage Education Association, said in an email Tuesday that the teachers union was "definitely concerned about the potential impacts of reducing school staff, both inside and out of the classroom."

"We are all keenly aware that the ASD budget deficit is a byproduct of the state's fiscal crisis," he said. "Years of flat educational funding, in a world of rising costs, equates to reduced educational funding in real terms."

Klaameyer said most of the union's members were taking a "wait-and-see approach" to the budget given the unknowns about state funding.

The board passed a single budget amendment Tuesday pulling \$195,745 from expenses that are no longer expected to occur and putting that money toward teachers to address changes in fall enrollment.

The Anchorage Assembly will have its first reading of the district budget on March 7 and vote on the budget on March 21.

*Alaska Dispatch News reporter Nathaniel Herz contributed to this story.*

#### **About this Author**

**Tegan Hanlon**

# Alaska Dispatch News

## Education

### Anchorage School District plans to cut 219 positions, including 159 teachers, to balance budget

✎ Author: Jerzy Shedlock ⓘ Updated: September 28, 2016 📅 Published January 21, 2014

The Anchorage School District will cut 219 positions -- including administrators, support staff and classroom teachers -- next school year, Superintendent Ed Graff announced Tuesday. District administrators are working with a \$566 million operating budget for the 2014-2015 school year, \$23 million shy of the funds the district says it needs.

And the funding gap is expected to widen considerably, with an estimated budget gap of \$49 million in the 2015-2016 school year. The budget recommendation is the "best we can offer our students with limited resources," Graff said.

Cutting classroom teachers by 159 positions means an increase in the student-teacher ratio. The loss of 44 teacher positions is due to a decline in student enrollment, a trend that's projected to continue another year.

Graff said the district and the Anchorage School Board are still working through which schools will lose teachers. Before they start determining who will lose their jobs and what schools will lose instructors, the budget needs to be approved by the school board. The school board will deal with the budget twice in February, consider public feedback, and then work through staffing particulars.

The staffing process happens in April. Teachers on the chopping block should be informed of their termination in May, Graff said.

Balancing the budget is a challenge, he said, and the district's top priority is limiting the impact to students. Teachers have calmly weathered the storm over the past year or so, but worries bubble below the surface.

Graff said he went from classroom to classroom at the beginning of the school year and thanked teachers for sticking with it through some rough transitions, which included the swift departure of the previous superintendent. As Graff handed a letter of thanks to one teacher, she began crying. She thought it was a notice of termination.

School Board President Tam Agosti-Gisler chimed in, adding that the budget woes are "a distraction for teachers."

## Unprecedented reductions

While the conversation tends to focus on teachers and the potential impact to students, the district's central administration faces the largest reduction.

Twenty percent of those jobs will disappear this year and next. Administrators manage the overall operations of schools, including cafeteria staff and building maintenance employees. They also oversee academic standards and try to ensure schools have the resources to meet those standards.

Ten specialty counseling positions will be cut of the budget proposal passes. Secondary counsellors will be pooled together and assigned based on student enrollment numbers and individual needs of schools. The recommendation came through during last year's budget process but was avoided.

Over the past four years, the district has reduced its budget by eliminating the equivalent of 491 full-time positions, or roughly 718 employees. That total doesn't include the more than 200 full-time equivalent positions slated for elimination during the coming school year.

The staff reductions are unlike anything Graff has seen in his 23 years with the district, he said.

"I believe any further reductions will jeopardize our momentum," he said.

## Goodbye to swimming

To offset the loss of teachers and attempt to balance classroom sizes, the district is proposing shifting high schools from a six-period to seven-period schedule.

And the public has made it clear it wants the district to keep as many opportunities for students in place as possible. Graff dubbed the new approach as "Core plus more," a play on the district's implementation of Alaska Common Core Standards, a guideline of sorts of what students are expected to learn. The standards are similar to the nationwide Common Core Standards.

The addition of a seventh period will align middle and high school schedules. Middle school teachers currently teach for five of seven periods per day. Now they'll teach six periods. The district is also proposing getting rid of one of two daily planning periods.

Graff said he believes teachers and support staff will do "everything in their ability to continue to provide learning experiences that meet the needs of every student."

The only extracurricular classes Graff is proposing to cut next year, for now, are high school swimming classes.

"Swimming is not a required course, nor is there a swim test requirement for graduation," he said. The cut shouldn't impact after-school swimming and diving team activities and rentals.

## Sustainable funding

The district's money troubles are the result of flat funding and rising health care costs.

The state's Base Student Allocation (BSA), the number of dollars school districts receive per student, has remained steady at \$5,680 the last three years.

Funding shortfalls have been the new norm the past five years. A \$25 million budget deficit for the current school year was closed by spending some of the district's budget reserves and making cuts to support staff and classroom supplies. Teaching positions were not included in the cuts for the 2012-2013 school year.

Agosti-Gisler said the board is calling all public education supporters to tell the state's legislators about what they value in Anchorage's public education system and urge them to increase the base allocation.

Graff said the district needs consistent, sustainable funding to keep the district afloat. "We're a people-intensive business," he said, a business that requires human resources to provide quality education. Still, in meetings with lawmakers, Graff said he hasn't heard "comments as to what we need to do to secure funding."

## Soaring health care costs

Rising health care costs dry up district dollars far more than salaries, and classroom supplies are a mere fraction of the funding total.

"There's active medical and retiree medical," said Mark Foster, the district's chief financial officer. "Those are the two dominant factors in cost growth" over the past two decades. It's not uncommon for employees' health care costs to see increases in the double-digit percentages on an annual basis, he said.

Outside states have healthier, competitive prices when compared to Alaska. Foster said that 10 percent of Alaskans' income went toward staying healthy around 1990. Now, 20 percent of their wealth is going into health care, he said.

"It's not just that health care costs are rising everywhere; they're rising in Alaska much faster," Foster said.

The district is working with employee unions, trying to get them to pay a higher portion of the cost. Its teacher-compensation package is an ongoing point of contention for some educators, especially given the new demands and standards they are facing. Officials say their plans moving forward focus on improving performance in the classroom, a balancing act that means doing more with less.

A recent three-year agreement between the teachers' union and district have helped contain some of the rising health care costs, Graff said.

Contact Jerzy Shedlock at [jerzy\(at\)alaskadispatch.com](mailto:jerzy(at)alaskadispatch.com). Follow him on Twitter @jeryms

# Eagle River High School students stage sit-in to protest budget cuts



By Alexis Fernandez | Posted: Fri 6:17 PM, Mar 02, 2018 | Updated: Fri 8:36 PM, Mar 02, 2018

**EAGLE RIVER, Alaska (KTUU)** - A group of Eagle River High School students took part in a school sit-in at their school on Friday to protest budget cuts in the Anchorage School District.

Gabriella Schilling, an Eagle River High School student says her school is losing two of its teachers as part of district-wide budget cuts. The current budget would cut 60 teachers.

"This change would adversely impact my school," said Schilling.

Schilling says there are teachers at their school who are worried about their jobs and many students who are also worried about their education.

"When you are cutting the programs that kids come to school for, you're showing how highly you prioritize us," said Kali Spencer, a junior at Eagle River High.

Spencer says students are constantly threatened with rumors that their school is going to be shut down.

"When I'm constantly threatened with having my favorite teacher leave this building, I don't feel safe. I don't feel like I'm getting the best education that I can." she said.



Luke Mouracade, a senior at Eagle River High says he believes students can have a voice in the budget conversations.

"With everything going on nationally right now I think that it's being shown that students our age can have an impact on politics. That we can have our voices be heard and that we can actually influence education." said Mouracade.

He says one of the greatest resources in Alaska is students and developing that resource through education is incredibly important.

The students are calling on the Alaska Legislature to make a change to the budget and to increase funding for education.



(/)

15

Posted March 6, 2018 07:09 am

By JAMES BROOKS (/james-brooks)

Juneau Empire

## In public testimony, Juneau residents ask lawmakers for more education help

Two dozen testify Friday in front of House Finance Committee



People fill the chairs in the gallery of the House Finance Committee on Friday, March 2, 2018. (James Brooks | Juneau Empire)

Some Juneau residents are urging the Alaska Legislature to boost funding for education and programs helping Alaskans released from prison.

In public testimony given Friday afternoon, two dozen locals told members of the House Finance Committee that they want to see increased spending on a variety of public projects. None advocated additional cuts to the state budget, which is **operating with a deficit of more than \$2.5 billion per year**.

A handful urged lawmakers to pass a **state income tax**. No income tax bill is being seriously considered this year.

"We need a state income tax by the end of this regular session. Without it, we are simply perpetuating greater uncertainty," said Juneau resident Sean Strauss.

Much of the testimony focused on state support for education.

Juneau-Douglas High School student Stella Tallmon urged lawmakers to boost per-student funding to school districts across the state.

"Increasing the (base student allocation) is the greatest thing you can do as lawmakers to make the way for a stable future," she said.

Jeff Short, a member of the Juneau School Board, told lawmakers that their currently proposed flat-funded schools budget will mean cuts of about \$3 million to \$5 million because rising costs are squeezing the district.

"Covering (those costs) will require larger classrooms and elimination of programs, including those that support our neediest students," he said.

Erin Laughlin, editor of the University of Alaska Southeast student newspaper, said the Legislature should fund the University of Alaska budget at **levels requested by the university system's board of regents**, rather than at the somewhat lower level being considered by the House Finance Committee. Laughlin brought comment postcards from fellow UAS students and was supported by others who offered similar testimony.

"Having a fully funded university guarantees that we're going to continue to have a skilled workforce," said UAS student Briana Walker, who also urged the board of regents' figure.

[http://www.frontiersman.com/news/mat-su-teachers-vote-to-accept-new-contract-with-district/article\\_6b396af4-1e67-11e8-a213-1b4ecefodd12.html](http://www.frontiersman.com/news/mat-su-teachers-vote-to-accept-new-contract-with-district/article_6b396af4-1e67-11e8-a213-1b4ecefodd12.html)

## **Mat-Su teachers vote to accept new contract with district**

by K.T. MCKEE Frontiersman.com Mar 2, 2018



Mat-Su Borough School District superintendent Monica Goyette.

Frontiersman file photo

PALMER — The majority of Mat-Su Borough School District teachers recently voted to accept the negotiated contract with the district, despite a less-than-hoped-for salary increase and the lack of a guarantee from the district on future class sizes.

“This tentative agreement was literally signed in the 11th hour of our last day of mediation,” Mat-Su Education Association President Tim Walters said before teachers voted on the agreement last week. “It reflects the best deal we were going to get out of the mediation process.”

The contract includes no increase in salaries for FY18 and a 1 percent increase for FY19; a two-year contract for 185 working days each year; a cap on the district’s insurance contribution for FY18 at \$1,706 per member per month, and a \$38-per-month increase in contribution for FY19; an increase in accrual of personal leave from seven days to eight; and a cap on working hours per day at 7.5.

Just getting the district to the bargaining table was the most frustrating aspect of this contract, Walters said.

More than 300 teachers squeezed into the Dec. 6, 2017 school board meeting to protest the district’s request for general health claims data from the Public Education Health Trust as the district was investigating the idea of becoming self-insured to save money.

MSBSD Superintendent Monica Goyette reported that insurance costs for certified employees of \$38 million are now higher than the entire payroll for all non-certified employees.

“One of our concerns with the Health Trust is their lack of transparency so we don’t know what the costs are,” Goyette reiterated during the district’s Facebook Live event during the Budget Open Houses with the community earlier this month.

“We’re just trying to get the aggregate data such as how much we’re spending per year on prescriptions. We already deal with medical records for workman’s comp. We’re already self insured for that. So we already deal with sensitive information.”

The district had filed an Unfair Labor Practices complaint against the union with the Alaska Labor Relations Agency for not supplying the health claims information and this complaint still stands as the district continues to look into ways to cut insurance costs.

Walters said this sticking point was not part of the mediation process, however. He had said he felt the district was holding up the bargaining process in the hopes the Health Trust would release the health data.

Several teachers spoke during that January board meeting and carried yellow signs that said “HANDS OFF MY HEALTH CARE.”

Tuesday Walters was busy rounding up MSEA members again for the Feb. 27th Mat-Su Borough Assembly meeting to advocate for increased funding for schools.

Faced with an \$11.2 million shortfall last spring for the 2018 school year because of a lack of government funding at all levels, the district made the tough choice to cut 87 full-time classified, certified, and administrative positions, driving up class sizes at the secondary level from 28 students per middle school teacher to 30 and from 30 students per high school teacher to 32.

Additional cost-saving measures included decreases in nursing, the loss of foreign language courses, an increase in meal costs and activity fees, and the reduction or elimination of staff travel out of state.

The school board and district staff are encouraging teachers, parents and other community members to talk to borough and state decision-makers about the importance of increasing funding levels that have fallen flat over the last couple of years. Flat funding has contributed to the district's current \$7 million deficit.

Goyette said she is encouraged by Borough Mayor Vern Halter's push for an Education Funding Committee that would look into solutions going forward.

"Education in the Mat-Su Borough should be worth as much as in other districts," Goyette said, adding the district's No. 1 priority is keeping class sizes down. "The status quo in funding really impacts us because of the increased costs of salaries and utilities. Our district grows every year and yet we're not receiving the funds to cover that. We're funded about \$2,900 per pupil and Fairbanks gets \$7,500."



## Budget woes reach school district



by TIM ROCKEY Frontiersman.com Feb 21, 2018 0



PALMER — Superintendent Monica Goyette delivered her presentation of the FY 2019 preliminary budget for MSBSD on Thursday, Feb 15 at the district office. The presentation was seen live by 31

viewers at its peak and has since been viewed more than 2,000 times. Dr. Goyette detailed the expenses and revenues of the district, and answered some previously submitted questions.

The Facebook Live event was the last of a string of budget open houses designed to create more involvement in our budget process, according to Goyette. Because the district must present a balanced budget to the Borough, they still have to make \$7 million in cuts to the currently proposed \$234.1 million budget. Goyette detailed the revenues of the district that come almost entirely from the State and Borough. Three quarters of the revenues comes from State funding and one quarter from the Borough. The district also credits 1% of the incomes to Federal funding.

MSBSD is allotted about \$2,900 for each of the 18,968 students. MSBSD is funded at about 77% of the maximum allowable funding from the State, compared to 99% to Anchorage and 98% to Juneau. Goyette says she would like to reach the 84% mark that the Fairbanks School District is at.

“An education in the Mat Su Borough should be worth as much to our community as an education in the other districts,” said Goyette.

The MSBSD spends 83% of its expenses on personnel paying its employees. Teachers have made a statement by showing up to MSBSD School Board meetings holding signs that say “Hands Off My Healthcare,” but Goyette says that healthcare is the 2nd largest cost driver for the district at \$36.2 million. MSBSD pays about \$22,000 per member for health care, which is above the average. Teachers had taken issue with the School District bargaining for greater access to insurance information. Goyette claimed it was a misunderstanding, and that the district already deals with sensitive health care information, but that the district wanted to see the costs of cumulative care and prescriptions in an effort to see what costs could be cut.

“What we are really looking for is global aggregate data, how much does the district spend on prescriptions as a lump sum, not individually,” said Goyette.

Goyette said the district is currently looking at a number of options including self insurance and pooling.

“One of the things we are really working hard on is being able to find out if there are other methods of making sure that we have high value plans for our employees but that could be at a savings rate to both our employees and the school district,” said Goyette.

Goyette repeatedly stressed her excitement for the Independent Financial Review, hoping it would “find efficiencies as we continue to have declining revenue.”

Goyette also repeatedly stressed the involvement of parents in communicating with their legislators the importance of education funding. Both the House and Senate have bills designed to fund education early so that teachers do not get pink slipped at the end of the year due to lack of funding. The Borough offers flat funding to the District where the State uses a different formula. Goyette stressed the difficulty in retaining teachers when there is uncertainty on what funding will be from the borough and state. The borough’s funding comes out in May and the State legislature is supposed to offer funding in June, but has run long with special sessions in recent years.

Of the \$234.1 Million in expenses the District spends, only 1% of that, or \$3.4 Million is spent on student activities, which covers sports, music, and all before and after school programs that are not qualified as instruction. MSBSD spends 76% on instruction. The state requires 70. MSBSD had over \$4 million allocated for student activities last year, but cut costs and shifted those to the parents. Discussions on what programs to cut quickly became divisive.

“Kids are going to be busy. Whether or or they are busy in meaningful activities that our community helps structure and are important to them, or whether or not they are making their own activities, we think it’s better for them to be involved in positive structured activities,” said Goyette.

MSBSD features 47 schools to go along with the District office, warehouse, and nutrition services. Goyette reiterated the importance of the diversity of the District as one of the reasons for high expense.

Goyette’s long term forecast saw a rise of expenses far over revenues. With a 7 million dollar deficit in FY2019 that will grow to 13 million in 2020, 18 in 2021, and 23 million in 2022, according to projections. Goyette said that the deficit will likely result in more students per classroom.

“We are very concerned about this fiscal forecast,” said Goyette.



Jan 31st 2018

KINY JUNEAU CHUCK GEIGER

## Everything on table in school budget cuts

Wednesday, January 31st, 2018 6:16am

Juneau, Alaska (KINY) The Juneau School Board began discussions on the 2019 school budget and will face more declines in student population, state aid, and a \$3 million budget shortfall.

The workshop was designed to set priorities for the budget this year. The original plan called for basic expenditures of over \$61 million. The board said it might be better to start with a basic spending plan of between \$55 and \$58 million and then put things back into the spending plan.

"Maybe we can't afford to be basic anymore," School Superintendent Mark Miller said.

President Brian Holst said the district should start with the bare minimum funds to operate the district. He suggested the district look at having the CBJ take over more responsibility over facility maintenance, an item which cost the schools \$1.9 million this year.

School Board member Josh Keaton agreed there would be painful cuts this year, "It is going to be tough. We when say everything is on the table...give us something to start with."

At a combined site council meeting earlier this month suggestions for ways to cut costs in elementary schools included elimination of optional programs, maximize facility efficiencies, cut out of town professional development trips, a temporary moratorium on new technology, a reduction in standardized testing, an evaluation to combine more sports teams, reduction of instructional coaches, and using city buses where school bus routes overlap.

The high school group suggested ideas like drug testing, reduction of graduation requirements, fewer textbooks, and potential consolidation of programs.

The board suggested they could ask the CBJ to increase funding for school activities by about \$400,000 this year. In a normal year the district loses about 35 teachers to retirement and resignations and those positions could remain open to save funds.

A consultant's report found student enrollment could drop by another 54 students to 4,547 students next fall.

The board also discussed school consolidation but no consensus has been reached.

The budget schedule includes public forums on February 6th at Thunder Mountain High School and February 7th at Juneau Douglas High School. Both meetings will be held in the library. Another budget workshop is planned on February 20th at JDHS. The district would like to approve the budget on March 27 and present it to the Assembly on March 30.

---

March 14, 2016

Anne Hillman, Alaska Public Media

## Recent headlines



Protesters led by Great Alaska Schools speak out about potential last minute education funding cuts on Wednesday. (Photo by Anne Hillman/KSKA)

State lawmakers cut education funding in the proposed budgets by nearly \$13 million Tuesday night. They moved the money into the oil and gas tax credit fund.

Previously, the House and the Senate both allocated full funding for education, which included a \$50 increase to the per pupil state funding formula guaranteed by [House Bill 278](#) in 2014.

Legislative Finance Division Director David Teal said in the House budget, the government was going to use \$145 million leftover money from fiscal year 2016 to pay for education. But during the conference committee meeting, they decided not to.

“They put it into the oil and gas tax credit fund instead,” Teal said during a phone interview. He couldn’t say why because he’s not a legislator.

Senate Majority spokesperson Michaela Goertzen wrote in an email that the conference committee chose not to fund the increase because it “was approved under vastly different budget conditions. ... Given the current state budget deficit, we are not in a position to continue the increase for FY17.”

Teal said the exact impacts on each school will depend on student counts in the fall.

Anchorage School Board member Tam Agosti-Gissler said the district estimates they will have to trim \$4.6 million from the Anchorage School District budget if the legislature keeps these cuts. She said she doesn’t know how they would make up for the loss. Friday is the cutoff for issuing pink slips to non-tenured teachers, and the deadline for tenured teachers already passed.

“And so that puts us in a really big bind in terms of how we’re going to balance this budget,” she said.

Fourteen-year-old Anchorage student Galen Schmidt attended a protest in downtown Anchorage with about 25 other community members. He said the cuts to education will have impacts beyond just this year.

“I think more funding can open new doorways for a lot of students,” he said. “And I feel that states that invest the most in education see the most benefits in the long run, and states that invest the least in education have (negative) consequences.”

Both houses must vote on whether or not to accept the conference committee’s budget.

# School board weighs \$8 million cut in next year's budget



By Julia Laude | Posted: Wed 10:22 PM, Feb 07, 2018

**FAIRBANKS, Alaska** - The Fairbanks North Star Borough School Board began the long journey of reviewing the proposed budget for the next school year at last night's board meeting. The suggested amount totals just over \$232 million dollars, which is 3.3% less than the district's budget last year.

Julia Laude brings us the board's discussion.

The 2018-2019 proposed budget includes reductions to the general operating fund totaling almost \$8.2 million.

According to the District's Proposed Budget Summary, which can be found online, nearly 86% of the district's budget is being used to pay for salaries and benefits for employees.

But for some, they will never see these benefits.

Tana Martin; Librarian - Tanana Middle School>>"My name is Tana Martin and I am proud to be the librarian at Tanana Middle. When the phone rings and a teacher calls for help with a projector or a substitute needs assistance pulling up a URL or opening a Chrome book cart, with no library assistant, the librarian can't drop everything and provide immediate help."

Cindy Apodaca; Librarian - West Valley High School>>"I love, love, love, love my job. The problem is my program is going to be gutted. The budget right now cuts out every library assistant on the secondary level and what is not reflected there is that last year you took out one assistant so this

year we've had two people doing the work of three."

In Cindy Apodaca's library students utilized library services more than 111,000 times.

In 2016 the district had roughly 50 library assistants in elementary and secondary schools and in the newly proposed budget, that number could be decreased to 20.

And if these library aides are lost, Superintendent Karen Gaborik says there may not be someone there to pick up the load.

Karen Gaborik; Superintendent of Schools>>"Again you have a reduced number of people to be in the library and they need lunch breaks and things so some of that would just be a reduction of services in terms of student access to the library and then schools would just have to look at what services they still can provide and what services they can't."

But it's not just library assistants who are in a position to be worried.

Teachers, custodians, after-school activities coordinators, and a variety of other support staff are at risk of losing their jobs.

Board President Heidi Haas says deciding on cuts is not an easy job.

Heidi Haas; School Board President>>"Every reduction that we make is going to impact students. We're at this point now where there is no fat, there are no low hanging fruits. Where we're at now is scary."

The state is expected to give roughly a million dollars less to local schools than last year.

The board will hold a more in-depth work session on February 19th to talk about the budget.

By March 22nd, the board needs to approve its budget and send it to the borough in April.

## Michelle Sydeman

---

**From:** Michelle Sydeman <msydeman@gmail.com>  
**Sent:** Friday, February 9, 2018 5:53 AM  
**To:** Michelle Sydeman; Tristan Walsh  
**Subject:** Kodiak schools budget cut

### School district defends proposed budget increase

Updated: 9:00 am, Thu Feb 8, 2018.

Gabe Stutman, [gabe@kodiakdailymirror.com](mailto:gabe@kodiakdailymirror.com) – Kodiak

School district administrators defended their request for a \$1.58 million funding increase during two school board meetings over the past week.

In a presentation Friday, Superintendent Larry LeDoux said that if the school district did not receive the additional funding, nine certified teaching positions and seven professional staff positions would be cut.

Extracurricular programs, supplies, equipment and maintenance would also have to be scaled back, LeDoux said.

According to a 2012 Harvard study, the most important in-school determinant of student success is quality teachers.

At both sessions, the superintendent and other school administrators advocated for the school district, which absorbed a \$2.1 million budget reduction this year. Eighteen teaching positions were eliminated, according to schools CFO Sandra Daws.

The reduction included \$800,000 from the borough's educational support fund.

"A quality education for every child has always been part of our community vision," LeDoux said Friday. "When times get really tough, it's one of the things that parents have hung onto."

The school district serves 2,445 students across the island of Kodiak.

With state funding tied to enrollment, the district has seen a decline in revenue over the last 10 years as enrollment declined 9 percent.

Borough funding accounts for approximately 30 percent of the school district budget, while 65 percent is paid through the state. About 5 percent is paid via federal funding and other sources.

Revenue for borough school district support is tied to the mill rate, which the borough is expected to increase by approximately 0.9 mills, or .09 percent, in the coming year.

**From:** Michelle Sydeman <msydeman@gmail.com>  
**Sent:** Sunday, March 4, 2018 4:18 AM  
**To:** Michelle Sydeman  
**Cc:** Rep. Les Gara  
**Subject:** Kodiak BSA Support article

### **School district outlines need for more money**

Updated: 9:00 am, Thu Mar 1, 2018.

Gabe Stutman, [gabe@kodiakdailymirror.com](mailto:gabe@kodiakdailymirror.com)

The school district presented its budget to the public Tuesday and solicited community feedback. School board chair Robert Foy and superintendent Larry LeDoux made presentations in support of the district's request for a **funding increase of \$1,579,458**.

With state funding levels set for the upcoming fiscal year, local funding is the only variable available to fill in funding gaps.

The district has found itself playing catch-up following prior budget cuts.

**Between 2017 and 2018, it cut \$2,130,944**, including \$537,318 in salaries and benefits, \$1,364,482 in supplies, facilities and travel, and \$229,144 in other cuts.

**Eighteen teaching positions were lost due to static state contributions – which do not match rising operating costs – and a decline in borough funding.**

Foy said the bulk of the requested funding will be applied to teacher salaries.

He said the proposed budget only accounts for what's needed to operate the school district and was constructed after meeting with school principals.

"We're not saying, 'Hey, tell us what you want,'" he said. "We went into this and said, 'We all know we're going to need to cut. What do you need to properly run this school, properly educate our kids, knowing the fiscal times that we're in right now?'"

**Some Kodiak residents have expressed opposition to the request, particularly as the borough plans a property tax increase in association with it.**

According to the assembly, a **mill rate increase of around one mill** will be used to fill in the education support fund.

The increase will follow seven years of a steady mill rate of 10.75.

During the public comment portion of the meeting Kodiak, resident Judi Kidder expressed concern about the proposed property tax increase.

"I don't think anybody in this community doesn't value education; it's really, really important," she said. "I totally support fundraising out in the community, finding creative ways of doing stuff. It's a real tough thing.

"There are families out there that are making minimum wage, and for various reasons they cannot take on three jobs to make ends meet. And if there's a mill rate increase to fund the budget increase, my concern is those families are giving up food," she said.

"Something's got to give."

But Foy said the funding request is essential to the school district.

After receiving a list of necessities from principals, he said he cut more than \$2 million before presenting the current budget draft. Six certified teaching positions, five staff positions, technology renewal, language arts curriculum renewals and other items deemed necessary by staff will remain unfunded even if the funding request is met, Foy said.

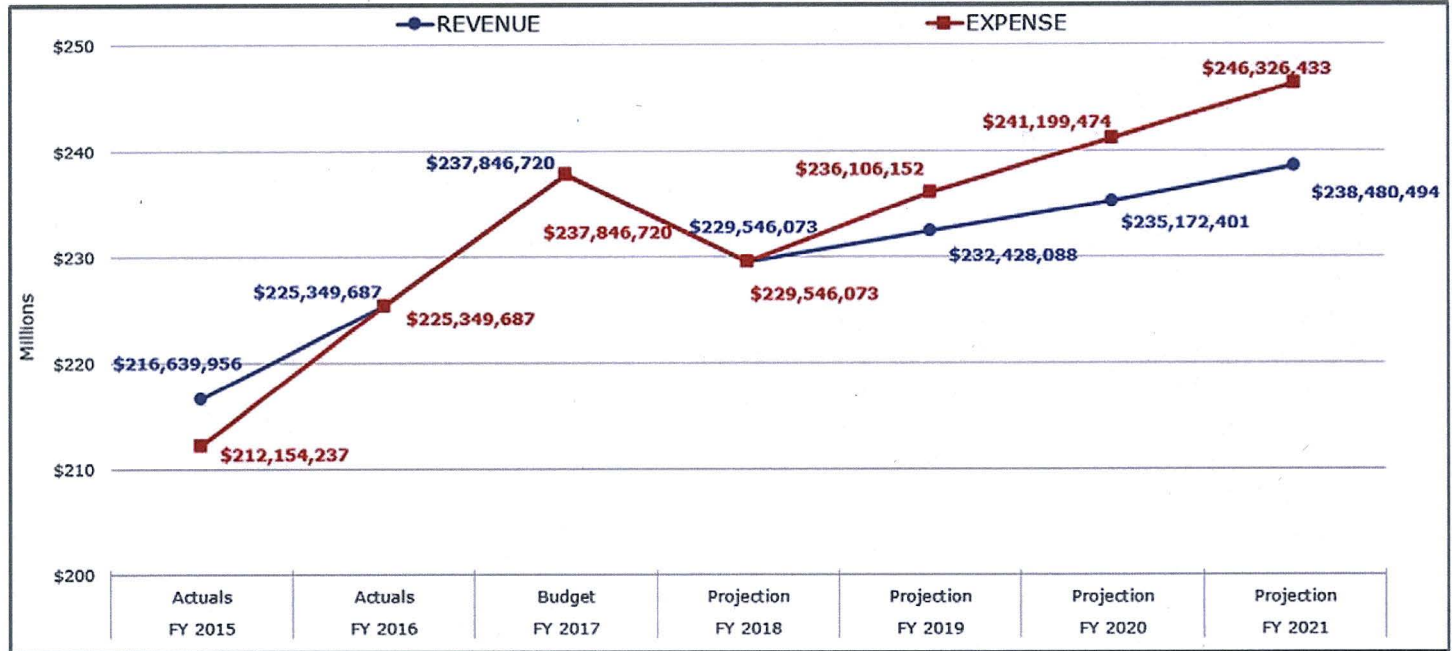
"The administration and the board has said no, we're not making those increases. That's what our principals think we need to adequately teach our kids, and we're not even going there. We can't go there right now," he said.

The school board will accept public comments until March or early April, when the budget will be presented to the assembly for approval.

## Superintendent discusses state of schools

Goyette believes vote for a sales tax would 'be tight'

By CHRIS FORD Frontiersman.com Jul 14, 2017



The Mat-Su Borough School District shed \$13 million off its 2017-2018 school year spending in order to meet the state-mandated balanced budget. However, based on expected costs versus revenues, it will be forced to make further cuts. The district is seeking a 2 percent boroughwide sales tax to help cover the anticipated deficit.

Courtesy Mat-Su Borough School District

PALMER – If approved by the borough assembly, voters throughout the Mat-Su will be asked to decide whether to cover an anticipated \$13 million Mat-Su Borough School District deficit through a sales tax proposal. MSBSD Superintendent Monica Goyette said she remains confident all parties involved will come through.

Now that legislators in Juneau have hammered out a final budget for fiscal year 2017-2018, and the borough has done the same, the district needs to make up the difference. Bottom line, Goyette noted, is that both government units “flat-funded” education for the 2017-2018 school year.

That means the state kept its base student allowance (BSA) unchanged for at \$5,930 from last year’s budget. The borough assembly approved a \$3.2 million funding increase for the upcoming school year, which was vetoed by borough Mayor Vern Halter. Goyette said the district was actually penalized financially by the state for a projected 300 student enrollment increase for 2017-2018. Based on MSBSD data, the district spent a total of \$12,645 per student this past school year and will reduce that to \$12,016 for the upcoming school year.

“Because of the state foundation formula, \$1.9 million was shifted from the state to the required local contribution,” Goyette said adding flat funding from the borough doesn’t account for the cost shift.

Earlier this year, the MSBSD Board of Education passed a resolution asking the borough to consider a sales tax on all non-residential goods sold in the Mat-Su. The assembly upped that a percentage point and is expected to hold the first public hearing at its Tuesday, Aug. 1 regular meeting. Goyette said the school board is scheduled to finalize a resolution for a 2-percent request at a special July 26 session.

The request would cap the borough’s annual district contribution at \$50 million. In its most recent budget, the borough’s total allotment came in at approximately \$57.5 million. Goyette said based on the most current data, the district would realize about \$9 million in additional revenues for each one percent sales tax increase.

Goyette said the board and administration has worked hard to prioritize where the additional revenues would go. First is to reduce the pupil to teacher ratio (PTR) which it increased by up to two students—depending on grade level—to eat up some of the expected shortfall. The second is to reduce the increased student activities fee which was also hiked. Student activities include extracurricular items such as sports, clubs, and trips. The third goal is to increase the district's personalized learning opportunities.

"We did a survey with the public," Goyette said in explaining the three main goals. "One area where we said 'no' to a decrease was in school safety."

To come up with the balanced budget by June 30, which is required by state law, the board approved reductions in the following areas and includes the anticipated savings: PTR increase, \$2.8 million; non-certified staffing reductions, \$2.8 million; certified staffing reductions, \$2.3 million, department and school-based budget reductions, \$1.9 million; student activity reductions, 0.8 million; salary contingency reduction, 0.4 million, substitute allocation reduction, \$0.3 million; and executive salary reductions, \$0.1 million.

The reductions include more than 76 fewer teaching posts—more than 15.5 in special education; more than a dozen positions in student and instruction support services; almost 11 posts in administration support; almost 19 operation and maintenance employees; one full-time curriculum specialist, an administrative secretary; and a 15 percent cut to department budgets, a 20 percent cut to district coaching posts and a 13 percent reduction to travel and ice rink rentals.

In addition, the district has been able to save \$1.2 million in health insurance renewals, and another \$0.4 million in transportation and food service subsidies. Goyette agreed to a four-percent salary cut and other executive staff will see a two-percent pay reduction.

School administrators have noted at past meetings that the MSBSD is at the bottom of the state's "Big Five" per pupil funding list at \$2,924. Fairbanks comes in fourth at \$4,035 followed by Anchorage at \$4,393, Juneau at \$5,418 and Kenai tops the list at just under \$5,500, per student. Of the state's 19 officially recognized boroughs, eight implement a sales tax. Some of those utilized derived funds to augment school district budgets.

Goyette said if approved by the borough assembly, the district is hoping to get the question on the Oct. 3 borough election.

"It's going to be tight," Goyette said.

He said if the proposal doesn't make it on the ballot, there is a chance that voters could decide the outcome in a special election. Goyette said the district estimates it will take two to three months from the time of approval before the district could begin collecting taxes.

"Regardless, we will be starting the school year with current budget reductions (in place) and we'll look to try and solve class sizes," said Goyette.

Goyette said the district is prohibited from spending taxpayer money on the initiative.

"We can only do information-based presentations," Goyette said. "I will go to the public. If folks want to invite us for a presentation, I'll be there. I'm starting to attend city council and community council meetings. I'm excited to go out and explain things."

The superintendent said any scheduled informational meeting dates will be posted on the school's website at [www.matsuk12.us](http://www.matsuk12.us).

Although the district has "sucked up" the 2017-2018 school year budget with the above implemented changes, Goyette said if its funding sources and levels remain unchanged, board members and the administration will have to chop a projected \$3.5 million from the budget in 2018-19 school year and six million the year after that.

"The foundation of a great community is great schools," said Goyette. "We believe one of the reasons the Mat-Su continues to grow is the quality of its educational opportunities."

Any community group wishing to have Goyette make a presentation can call the administrative offices at 907-746-9200.

Contact reporter Chris Ford at 352-2270 or [chris.ford@frontiersman.com](mailto:chris.ford@frontiersman.com)

At Bayshore, teachers say the cuts mean already cramped classrooms will be strained.

Jennifer Derks, who teaches fourth grade, said, "I don't mind the big classrooms, if I can still keep teaching. I want to be with the students, and they're what makes the job."

Derks is one of the four educators being let go from the school.

"We were busting at the seams this year, so I can't imagine," she said. "We had positions that didn't get filled this year, because of the freeze. I can't imagine how this school is going to run, without more teachers."

Other educators say life outside the classroom could also get tight over the next few months.

"Being the last day of school, it's kinda hard especially knowing that I don't know my faith as a teacher next year," said Kim Resheske, the school's physical education teacher. "So I don't know how to prepare."

Resheske said she's concerned if lawmakers don't pass a budget soon, she's going to lose her health insurance.

The district says it handed out the layoff notices to first and second-year employees; however, those in special education and other areas considered hard to fill were not part of the cuts.

Resheske and Derks are both experienced teachers.

Derks, a second year educator with ASD, said she spent six years teaching in California. A trip to Alaska in her early twenties, prompted her to move to the state eventually.

Resheske said she was once tenured with ASD. Having left for a job out of state last year, she was rehired by the district to replace the former Bayshore P.E. instructor after retirement.

Some parents say they're concerned about what the cuts may mean for students.

"Once you have your school running smoothly, you kinda just shake it up like an earthquake," Kutscheid said. "And you can't do that to kids."

Bayshore is a nationally recognized school for high performance. Teachers admit, even before the cuts they were spread thin.

"We have superheroes among us, but I think we're asking them to do too much with too little," said parent, Stephanie Bird.

# Conference committee cuts Alaska schools funding \$13 million



By Anne Hillman, Alaska Public Media

May 18, 2016

Education, Politics, State Government



Protesters led by Great Alaska Schools speak out about potential last minute education funding cuts on Wednesday. (Photo by Anne Hillman/KSKA)

State lawmakers cut education funding in the proposed budgets by nearly \$13 million Wednesday night. They moved the money into the oil and gas tax credit fund.

But during the conference committee meeting, they decided not to.

“They put it into the oil and gas tax credit fund instead,” Teal said during a phone interview. He couldn’t say why because he’s not a legislator.

Senate Majority spokesperson Michaela Goertzen wrote in an email that the conference committee chose not to fund the increase because it “was approved under vastly different budget conditions. ... Given the current state budget deficit, we are not in a position to continue the increase for FY17.”

Teal said the exact impacts on each school will depend on student counts in the fall.

Anchorage School Board member Tam Agosti-Gissler said the district estimates they will have to trim \$4.6 million from the Anchorage School District budget if the legislature keeps these cuts. She said she doesn’t know how they would make up for the loss. Friday is the cutoff for issuing pink slips to non-tenured teachers, and the deadline for tenured teachers already passed.

“And so that puts us in a really big bind in terms of how we’re going to balance this budget,” she said.

Fourteen-year-old Anchorage student Galen Schmidt attended a protest in downtown Anchorage with about 25 other community members. He said the cuts to education will have impacts beyond just this year.

“I think more funding can open new doorways for a lot of students,” he said. “And I feel that states that invest the most in education see the most benefits in the long run, and states that invest the least in education have (negative) consequences.”

*from Pete Hoepfner  
Cordova SB*

# The Ever Increasing Burden on America's Public Schools

BY JAMIE ROBERT VOLLMER

America's public schools can be traced back to the year 1640. The Massachusetts Puritans established schools to: 1) Teach basic reading, some writing and arithmetic skills, and 2) Cultivate values that serve a democratic society (some history and civics implied).

The founders of these schools assumed that families and churches bore the major responsibility for raising a child. Gradually, science and geography were added, but the curriculum was limited and remained focused for 260 years.

At the beginning of the twentieth century, however, politicians, academics, members of the clergy, and business leaders saw public schools as a logical site for the assimilation of immigrants and the social engineering of the citizens—and workers—of the new industrial age. They began to expand the curriculum and assign additional duties. That trend has accelerated ever since.

---

## From 1900 to 1910, we shifted to our public schools responsibilities related to

- Nutrition
- Immunization
- Health (Activities in the health arena multiply every year.)

---

## From 1910 to 1930, we added

- Physical education (including organized athletics)
- The Practical Arts/Domestic Science/Home economics (including sewing and cooking)
- Vocational education (including industrial and agricultural education)
- Mandated school transportation

---

## In the 1940s, we added

- Business education (including typing, shorthand, and bookkeeping)
- Art and music
- Speech and drama
- Half-day kindergarten
- School lunch programs (We take this for granted today, but it was a huge step to shift to the schools the job of feeding America's children one third of their daily meals.)

---

## In the 1950s, we added

- Expanded science and math education
- Safety education
- Driver's education
- Expanded music and art education
- Stronger foreign language requirements
- Sex education (Topics continue to escalate.)

---

## In the 1960s, we added

- Advanced Placement programs
- Head Start
- Title I
- Adult education
- Consumer education (purchasing resources, rights and responsibilities)
- Career education (occupational options, entry level skill requirements)
- Peace, leisure, and recreation education [Loved those sixties.]

---

**In the 1970s, the breakup of the American family accelerated, and we added**

- Drug and alcohol abuse education
- Parenting education (techniques and tools for healthy parenting)
- Behavior adjustment classes (including classroom and communication skills)
- Character education
- Special education (mandated by federal government)
- Title IX programs (greatly expanded athletic programs for girls)
- Environmental education
- Women's studies
- African-American heritage education
- School breakfast programs (Now some schools feed America's children two-thirds of their daily meals throughout the school year and all summer. Sadly, these are the only decent meals some children receive.)

---

**In the 1980s, the floodgates opened, and we added**

- Keyboarding and computer education
- Global education
- Multicultural/Ethnic education
- Nonsexist education
- English-as-a-second-language and bilingual education
- Teen pregnancy awareness
- Hispanic heritage education
- Early childhood education
- Jump Start, Early Start, Even Start, and Prime Start
- Full-day kindergarten
- Preschool programs for children at risk
- After-school programs for children of working parents
- Alternative education in all its forms
- Stranger/danger education
- Antismoking education
- Sexual abuse prevention education
- Expanded health and psychological services
- Child abuse monitoring (a legal requirement for all teachers)

---

**In the 1990s, we added**

- Conflict resolution and peer mediation
- HIV/AIDS education
- CPR training
- Death education
- America 2000 initiatives (Republican)
- Inclusion
- Expanded computer and internet education
- Distance learning
- Tech Prep and School to Work programs
- Technical Adequacy
- Assessment
- Post-secondary enrollment options
- Concurrent enrollment options
- Goals 2000 initiatives (Democrat)
- Expanded Talented and Gifted opportunities
- At risk and dropout prevention
- Homeless education (including causes and effects on children)
- Gang education (urban centers)
- Service learning
- Bus safety, bicycle safety, gun safety, and water safety education

---

## **In the first decade of the twenty-first century, we have added**

- No Child Left Behind (Republican)
- Bully prevention
- Anti-harassment policies (gender, race, religion, or national origin)
- Expanded early childcare and wrap around programs
- Elevator and escalator safety instruction
- Body Mass Index evaluation (obesity monitoring)
- Organ donor education and awareness programs
- Personal financial literacy
- Entrepreneurial and innovation skills development
- Media literacy development
- Contextual learning skill development
- Health and wellness programs
- Race to the Top (Democrat)

---

This list does not include the addition of multiple, specialized topics within each of the traditional subjects. It also does not include the explosion of standardized testing and test prep activities, or any of the onerous reporting requirements imposed by the federal government, such as four-year adjusted cohort graduation rates, parental notification of optional supplemental services, comprehensive restructuring plans, and reports of Adequate Yearly Progress.

It's a ponderous list.

Each item has merit, and all have their ardent supporters, but the truth is that we have added these responsibilities without adding a single minute to the school calendar in six decades. No generation of teachers and administrators in the history of the world has been told to fulfill this mandate: not just teach children, but raise them!

**From:** David Nees  
**To:** [Rep. Harriet Drummond](#)  
**Cc:** [Rep. Jennifer Johnston](#); [Rep. Chuck Kopp](#)  
**Subject:** Testimony on HB 339  
**Date:** Sunday, February 25, 2018 9:58:41 AM  
**Attachments:** [StateAid.pdf](#)  
[base\\_allocation\\_chart.pdf](#)  
[ADM.pdf](#)

---

Please include as my testimony on HB339

I apologize for my delay, and for not staying on like to hear Rep Kopp's question, and your response Rep Drummond and Rep Johnson's responses.

I made the mistake of assuming that with 26 testifiers and 3 minutes, no questions would be asked. And in the interest of fairness made my comments brief.

I have included the charts from DEED that do indeed show that ASD and the Big 5 receive 85% of state funding for schools, while housing 51% of the students. (ADM and State aid and BSA 2007-2017)

I know you understand that the BSA is first part of the funding formula equation, (every \$100 raise is \$25 million net gain to districts according to information provided to House Sustainable Education by Leg Finance in 2014) and that every factor from school size and area cost acts upon this input. ASD gets funded for 77,000+ students while only enrolling <48,000.

Some of the school Aid is not included in the BSA chart, such as the REAA building fund, and the Moore decision, and the outside the formula funding, but is captured in the school finance charts.

The CEAAC group has been very successful in diverting state money through lawsuits which it has always won, it was able to get PreK funds included due to the Graduation exam requirement. It will be back with the argument that the state does not adequately fund a basic education. While the state funds for rural schools that refuse to organize, even to the lowest borough designation, Class 4 which is a school only borough. You could stem that lawsuit by requiring REAA schools to organize.

The net effect of current funding is that large districts, which house a majority of the students, to receive more funds due to Debt reimbursement and other factors. All receive an amount above that exceeds their seat count.

Raising the BSA inside the formula just continues this unequal allocation.

David Nees  
2542 Curlew

FOUNDATION PROGRAM

FY1988 through FY2017

State Aid Entitlements

| DISTRICT         | FY1988      | FY1989      | FY1990      | FY1991      | FY1992      | FY1993      | FY1994      | FY1995      | FY1996      | FY1997      | FY1998      | FY1999      | FY2000      | FY2001      | FY2002      |
|------------------|-------------|-------------|-------------|-------------|-------------|-------------|-------------|-------------|-------------|-------------|-------------|-------------|-------------|-------------|-------------|
| ALASKA GATEWAY   | 4,248,233   | 4,160,822   | 4,267,612   | 4,338,318   | 4,400,310   | 4,611,281   | 4,967,863   | 4,916,797   | 5,106,276   | 5,414,827   | 5,171,442   | 5,072,013   | \$4,865,574 | 4,799,435   | 4,924,708   |
| ALEUTIAN REGION  | 1,600,602   | 1,694,644   | 653,518     | 680,468     | 649,114     | 663,039     | 606,030     | 563,747     | 551,662     | 720,201     | 800,932     | 1,111,472   | 1,355,339   | 1,145,416   | 968,037     |
| ALEUTIANS EAST   | 2,006,063   | 2,225,152   | 3,324,914   | 3,088,524   | 3,473,437   | 3,603,837   | 3,467,026   | 3,577,702   | 3,658,815   | 3,761,704   | 3,364,866   | 2,908,955   | 2,979,428   | 2,854,069   | 2,943,062   |
| ANCHORAGE        | 121,978,419 | 130,888,899 | 145,657,453 | 156,405,771 | 171,624,762 | 175,577,751 | 177,509,876 | 179,878,890 | 179,614,753 | 183,064,419 | 188,864,447 | 195,973,812 | 197,275,258 | 197,457,221 | 199,751,175 |
| ANNETTE ISLANDS  | 891,670     | 1,301,188   | 1,319,535   | 1,170,462   | 1,137,653   | 1,194,974   | 1,300,700   | 1,373,918   | 1,794,308   | 1,696,475   | 1,058,529   | 912,581     | 943,855     | 773,357     | 749,284     |
| BERING STRAIT    | 10,965,970  | 11,451,409  | 12,508,105  | 12,280,870  | 13,070,933  | 13,625,111  | 14,431,021  | 14,408,678  | 15,590,746  | 15,630,898  | 13,997,847  | 13,393,531  | 13,923,349  | 14,948,014  | 13,778,670  |
| BRISTOL BAY      | 1,597,587   | 1,475,069   | 1,622,327   | 1,677,929   | 1,716,454   | 1,592,551   | 1,551,540   | 1,522,798   | 1,751,867   | 1,843,088   | 1,770,495   | 1,591,741   | 1,442,672   | 1,339,403   | 1,303,667   |
| CHATHAM          | 2,108,870   | 2,289,244   | 2,548,357   | 2,554,523   | 2,608,884   | 2,626,528   | 2,385,793   | 2,628,517   | 2,755,220   | 3,141,453   | 2,797,019   | 2,225,320   | 2,178,834   | 2,131,320   | 2,104,000   |
| CHUGACH          | 1,279,653   | 1,145,423   | 1,421,262   | 1,461,376   | 1,690,510   | 1,668,853   | 1,671,339   | 1,577,779   | 1,699,778   | 1,820,876   | 1,765,207   | 1,767,406   | 1,713,976   | 1,623,413   | 1,781,033   |
| COPPER RIVER     | 4,186,509   | 4,909,521   | 5,088,389   | 5,259,536   | 5,235,744   | 5,197,601   | 5,105,687   | 5,223,578   | 5,502,056   | 6,135,171   | 5,994,462   | 5,560,038   | 5,473,545   | 5,334,122   | 5,516,224   |
| CORDOVA          | 2,114,116   | 2,189,567   | 2,217,965   | 2,298,200   | 2,499,666   | 2,598,759   | 2,592,760   | 2,581,326   | 2,534,084   | 2,648,739   | 2,678,101   | 2,748,576   | 2,726,393   | 2,669,393   | 2,650,463   |
| CRAIG            | 1,256,378   | 1,251,333   | 1,430,612   | 1,699,391   | 1,796,108   | 2,046,100   | 2,130,925   | 2,275,901   | 2,352,341   | 2,273,847   | 2,235,886   | 2,452,613   | 2,356,411   | 2,715,142   | 3,294,838   |
| DELTA/GREELY     | 4,475,431   | 4,374,775   | 4,232,901   | 4,269,949   | 4,638,166   | 5,075,697   | 5,484,159   | 5,646,127   | 5,212,513   | 5,164,694   | 6,065,542   | 6,838,035   | 5,572,733   | 4,833,401   | 4,925,768   |
| DENALI           | 3,215,319   | 3,059,019   | 3,059,920   | 2,966,307   | 2,998,374   | 3,287,628   | 3,332,738   | 3,046,313   | 3,033,427   | 3,076,786   | 2,652,492   | 2,956,176   | 2,743,876   | 2,589,130   | 2,462,248   |
| DILLINGHAM       | 2,418,145   | 2,712,282   | 2,849,957   | 3,026,271   | 3,305,080   | 3,155,565   | 3,112,429   | 2,944,758   | 3,079,546   | 3,360,559   | 3,687,567   | 3,577,095   | 3,914,190   | 3,879,756   | 3,663,510   |
| FAIRBANKS        | 47,003,939  | 48,543,978  | 53,278,011  | 57,100,588  | 61,095,082  | 61,605,925  | 62,843,796  | 62,314,043  | 65,493,264  | 66,266,686  | 67,102,629  | 66,357,208  | 67,016,151  | 65,052,014  | 65,099,549  |
| GALENA           | 979,150     | 1,221,122   | 1,195,319   | 1,152,457   | 1,233,471   | 1,240,191   | 1,290,312   | 1,386,517   | 1,426,647   | 1,559,006   | 6,307,399   | 14,261,308  | 15,020,053  | 14,241,378  | 14,963,957  |
| HAINES           | 1,972,544   | 1,983,756   | 2,002,559   | 2,374,177   | 2,395,023   | 2,213,712   | 2,081,031   | 2,055,774   | 2,279,602   | 2,356,660   | 2,246,307   | 2,215,993   | 2,097,796   | 2,003,997   | 1,937,567   |
| HOONAH           | 1,350,841   | 1,471,429   | 1,500,185   | 1,430,344   | 1,640,648   | 1,920,937   | 1,998,808   | 1,856,774   | 1,997,258   | 1,843,962   | 1,720,245   | 1,689,762   | 1,718,050   | 1,725,698   | 1,574,288   |
| HYDABURG         | 924,064     | 925,639     | 908,269     | 961,532     | 1,031,490   | 1,038,708   | 982,189     | 977,491     | 1,006,322   | 987,649     | 884,771     | 1,114,907   | 1,036,952   | 965,385     | 864,847     |
| IDITAROD         | 4,183,153   | 4,253,546   | 4,591,549   | 4,169,521   | 4,477,356   | 4,811,375   | 4,718,955   | 5,193,156   | 5,271,682   | 5,229,673   | 5,499,949   | 5,526,055   | 5,317,807   | 5,749,604   | 5,209,589   |
| JUNEAU           | 15,587,844  | 16,857,595  | 18,768,931  | 20,344,405  | 21,190,357  | 22,819,151  | 22,717,762  | 22,481,943  | 22,171,612  | 21,472,481  | 20,982,948  | 20,916,566  | 21,192,780  | 20,591,937  | 20,873,019  |
| KAKE             | 1,090,598   | 1,157,861   | 1,019,349   | 1,095,842   | 1,273,972   | 1,254,841   | 1,221,060   | 1,285,536   | 1,318,929   | 1,372,984   | 1,263,812   | 1,333,513   | 1,208,874   | 1,173,438   | 1,206,957   |
| KASHUNAMIUT      | 1,348,587   | 959,834     | 1,200,330   | 1,308,396   | 1,531,069   | 1,406,980   | 1,759,887   | 1,728,969   | 1,793,366   | 1,807,644   | 1,734,684   | 1,903,019   | 1,938,855   | 1,954,040   | 2,063,225   |
| KENAI            | 28,844,083  | 29,904,796  | 32,952,328  | 37,253,136  | 39,162,137  | 40,428,545  | 42,889,548  | 44,172,161  | 44,204,720  | 43,308,644  | 43,128,981  | 43,042,941  | 43,343,786  | 42,468,891  | 42,718,263  |
| KETCHIKAN        | 8,812,987   | 9,133,458   | 9,489,563   | 9,947,899   | 9,822,153   | 9,809,733   | 9,685,694   | 9,624,799   | 9,908,609   | 9,765,241   | 9,098,732   | 9,714,455   | 9,879,973   | 9,789,525   | 9,388,515   |
| KLAWOCK          | 1,013,694   | 1,231,781   | 1,339,238   | 1,353,780   | 1,357,789   | 1,431,616   | 1,467,971   | 1,520,331   | 1,598,757   | 1,527,896   | 1,490,642   | 1,644,742   | 1,554,354   | 1,555,615   | 1,355,362   |
| KODIAK           | 11,884,938  | 11,308,020  | 11,572,609  | 12,129,903  | 12,618,865  | 12,590,216  | 12,666,785  | 12,300,474  | 13,409,749  | 13,324,204  | 13,554,817  | 13,262,718  | 13,457,773  | 13,471,370  | 14,021,088  |
| KASPUK           | 3,951,821   | 4,415,013   | 4,643,042   | 4,716,683   | 5,169,549   | 4,617,308   | 4,944,268   | 4,759,302   | 5,008,089   | 5,136,846   | 4,525,020   | 4,708,796   | 4,810,487   | 4,524,919   | 4,196,767   |
| LAKE AND PENN.   | 4,244,315   | 4,506,951   | 5,147,611   | 5,505,147   | 5,938,593   | 6,296,630   | 6,685,869   | 6,741,477   | 6,836,447   | 6,937,552   | 6,815,447   | 7,073,582   | 6,337,978   | 5,967,593   | 5,961,629   |
| LOWER KUSKOKWIM  | 25,445,006  | 26,277,478  | 26,790,144  | 27,194,960  | 27,965,126  | 28,696,336  | 29,213,878  | 32,863,714  | 36,345,527  | 36,904,560  | 36,078,965  | 38,198,160  | 33,490,035  | 34,550,563  | 35,262,741  |
| LOWER YUKON      | 8,614,883   | 9,516,860   | 10,009,881  | 10,288,888  | 10,601,579  | 11,216,740  | 12,072,681  | 11,558,409  | 12,873,784  | 13,600,325  | 12,379,654  | 13,204,666  | 15,037,798  | 14,275,330  | 14,766,411  |
| MATSU            | 30,285,212  | 29,248,971  | 33,881,829  | 39,817,396  | 45,643,885  | 49,839,291  | 52,671,799  | 55,397,110  | 56,457,710  | 58,193,865  | 59,660,631  | 60,425,564  | 59,659,631  | 61,120,216  | 65,370,660  |
| NENANA           | 1,675,948   | 1,603,649   | 1,530,226   | 1,577,565   | 1,576,495   | 1,657,392   | 1,542,775   | 1,497,731   | 1,473,947   | 1,492,067   | 1,694,522   | 2,748,958   | 4,050,046   | 6,686,333   | 6,756,870   |
| NOME             | 4,418,552   | 4,686,393   | 4,718,390   | 4,917,094   | 4,987,981   | 4,889,023   | 4,801,935   | 4,724,803   | 4,814,871   | 5,107,796   | 5,086,398   | 5,229,577   | 5,164,931   | 5,029,292   | 4,879,164   |
| NORTH SLOPE      | 7,718,010   | 7,074,338   | 7,780,980   | 7,849,790   | 8,222,606   | 8,569,362   | 9,421,147   | 10,003,231  | 10,304,572  | 11,157,270  | 11,028,086  | 9,604,127   | 8,968,538   | 9,759,823   | 8,945,709   |
| NORTHWEST ARCTIC | 11,067,748  | 12,919,241  | 13,128,010  | 13,561,767  | 13,591,064  | 14,512,421  | 15,289,912  | 16,268,410  | 16,460,997  | 17,632,060  | 18,099,259  | 18,618,232  | 19,951,951  | 19,859,166  | 19,505,893  |
| PELICAN          | 567,050     | 534,173     | 581,379     | 581,637     | 544,541     | 563,326     | 545,770     | 544,061     | 596,214     | 555,036     | 528,214     | 558,610     | 586,863     | 421,911     | 388,085     |
| PETERSBURG       | 2,905,744   | 2,794,765   | 2,960,639   | 2,981,422   | 3,008,869   | 3,018,809   | 3,031,918   | 3,196,745   | 3,145,664   | 3,250,595   | 3,233,431   | 3,613,413   | 3,216,499   | 3,059,350   | 3,340,870   |
| PRIBILOF         | 1,295,689   | 1,368,995   | 1,423,249   | 1,344,889   | 1,422,513   | 1,489,079   | 1,549,428   | 1,821,059   | 2,080,493   | 1,739,504   | 1,447,786   | 1,159,329   | 1,209,134   | 1,090,343   | 1,070,286   |
| SAINT MARY'S     | 1,322,876   | 1,293,308   | 1,286,091   | 1,324,736   | 1,234,439   | 1,189,037   | 1,067,905   | 1,212,187   | 1,376,942   | 1,428,845   | 1,431,143   | 1,586,354   | 1,712,320   | 1,665,116   | 1,735,895   |
| SITKA            | 6,148,125   | 6,321,991   | 6,216,073   | 6,529,834   | 6,621,072   | 7,166,652   | 7,207,448   | 6,923,549   | 6,842,437   | 6,640,829   | 6,412,522   | 8,135,308   | 7,182,556   | 6,534,737   | 6,709,606   |
| SKAGWAY          | 861,282     | 918,628     | 906,669     | 904,356     | 904,952     | 928,189     | 847,937     | 696,726     | 712,196     | 723,303     | 690,550     | 859,253     | 890,682     | 908,323     | 761,406     |
| SOUTHEAST        | 4,252,220   | 4,752,273   | 5,149,771   | 4,840,542   | 4,705,640   | 4,726,166   | 4,566,659   | 4,194,007   | 3,981,308   | 3,590,022   | 3,426,543   | 3,254,510   | 3,054,937   | 2,907,452   | 2,667,947   |
| SOUTHWEST        | 4,704,240   | 4,830,737   | 4,292,800   | 4,667,542   | 5,036,976   | 5,004,978   | 5,616,690   | 6,041,928   | 6,524,987   | 5,994,827   | 6,138,472   | 6,206,675   | 5,574,686   | 5,859,706   | 6,298,766   |
| TANANA           | 899,602     | 1,026,861   | 977,289     | 1,146,212   | 1,071,187   | 1,093,267   | 1,098,069   | 1,130,861   | 1,097,994   | 1,181,898   | 1,269,600   | 1,314,420   | 1,088,346   | 1,020,906   | 770,977     |
| UNALASKA         | 974,634     | 1,255,902   | 1,428,831   | 1,616,472   | 1,660,353   | 1,705,410   | 1,804,605   | 1,686,016   | 1,696,184   | 1,898,564   | 1,832,125   | 1,931,649   | 2,032,248   | 2,012,902   | 2,134,086   |
| VALDEZ           | 2,409,028   | 2,482,026   | 2,830,221   | 2,854,284   | 3,051,880   | 3,517,882   | 3,295,092   | 3,296,449   | 3,411,622   | 3,342,987   | 3,422,324   | 3,625,638   | 3,784,423   | 3,750,587   | 3,852,896   |
| WRANGELL         | 2,344,103   | 2,510,405   | 2,577,818   | 2,478,322   | 2,590,422   | 2,346,334   | 2,555,419   | 2,638,591   | 2,542,140   | 2,473,125   | 2,424,436   | 2,548,825   | 2,601,604   | 2,477,488   | 2,626,509   |
| YAKUTAT          | 818,025     | 994,723     | 1,047,022   | 1,123,049   | 1,139,550   | 1,181,170   | 1,248,873   | 1,290,931   | 1,307,638   | 1,234,244   | 1,315,000   | 1,457,675   | 1,398,195   | 1,460,620   | 1,527,477   |
| YUKON FLATS      | 4,897,351   | 3,283,528   | 4,166,505   | 4,973,684   | 3,903,814   | 4,808,956   | 5,210,504   | 5,619,605   | 5,898,700   | 6,022,523   | 5,464,097   | 4,775,687   | 4,481,490   | 4,087,018   | 3,952,746   |
| YUKON/KOYUKUK    | 5,389,391   | 5,116,635   | 5,588,154   | 5,473,696   | 6,025,652   | 6,347,135   | 6,732,889   | 6,884,158   | 7,265,997   | 6,879,611   | 6,473,750   | 6,558,169   | 6,486,943   | 5,796,174   | 5,799,411   |
| YUPIIT           | 3,168,522   | 3,408,167   | 3,581,736   | 3,491,810   | 3,928,016   | 3,816,996   | 3,890,568   | 3,769,090   | 3,975,532   | 4,081,286   | 3,848,989   | 3,967,323   | 3,886,975   | 3,800,604   | 4,092,778   |
| ALYESKA CENTRAL  |             |             | 3,423,030   | 4,679,610   | 4,896,840   | 2,337,811   | 3,568,897   | 3,573,655   | 3,815,520   | 3,921,782   | 3,787,368   |             |             |             |             |



**FOUNDATION PROGRAM**

FY1988 through FY2017

Average Daily Membership's

| DISTRICT        | FY88              | FY89              | FY90              | FY91              | FY92              | FY93              | FY94              | FY95              | FY96              | FY97              | FY98              | FY99              | FY00              | FY01              | FY02              |
|-----------------|-------------------|-------------------|-------------------|-------------------|-------------------|-------------------|-------------------|-------------------|-------------------|-------------------|-------------------|-------------------|-------------------|-------------------|-------------------|
| ADAK            | 603.70            | 657.85            | 696.45            | 712.00            | 714.45            | 681.35            | 495.20            | -                 | -                 | -                 | -                 | -                 | -                 | -                 | -                 |
| ALASKA GATEWA'  | 502.40            | 462.70            | 482.95            | 501.55            | 495.45            | 512.05            | 525.55            | 536.15            | 552.10            | 572.65            | 514.35            | 506.84            | 485.40            | 481.05            | 495.31            |
| ALEUTIAN REGION | 104.75            | 111.00            | 28.00             | 33.00             | 28.00             | 23.00             | 16.00             | 18.00             | 21.00             | 34.00             | 36.45             | 46.70             | 75.15             | 59.40             | 54.75             |
| ALEUTIANS EAST  | 274.15            | 279.30            | 341.05            | 371.00            | 370.00            | 391.00            | 369.00            | 365.00            | 355.00            | 372.00            | 341.35            | 310.35            | 299.55            | 307.75            | 292.75            |
| ANCHORAGE       | 38,734.41         | 38,685.23         | 39,236.27         | 40,533.36         | 43,058.90         | 44,279.73         | 45,645.36         | 45,895.60         | 46,158.76         | 46,470.40         | 47,315.76         | 48,115.53         | 48,157.22         | 48,856.09         | 49,246.83         |
| ANNETTE ISLANDS | 414.50            | 428.65            | 404.70            | 381.00            | 423.90            | 397.00            | 407.00            | 420.00            | 444.00            | 391.00            | 396.57            | 355.23            | 368.00            | 325.75            | 311.05            |
| BERING STRAIT   | 1,259.40          | 1,250.20          | 1,326.75          | 1,356.30          | 1,433.95          | 1,476.65          | 1,539.15          | 1,600.70          | 1,679.10          | 1,706.00          | 1,759.70          | 1,782.90          | 1,775.45          | 1,760.25          | 1,728.30          |
| BRISTOL BAY     | 245.40            | 249.00            | 245.35            | 253.00            | 272.65            | 265.35            | 271.60            | 271.00            | 301.00            | 313.45            | 305.00            | 295.65            | 278.60            | 243.05            | 237.45            |
| CHATHAM         | 316.00            | 307.05            | 352.45            | 382.30            | 376.30            | 348.95            | 326.55            | 325.85            | 337.30            | 334.30            | 293.00            | 272.05            | 257.00            | 247.50            | 227.35            |
| CHUGACH         | 107.00            | 98.00             | 106.00            | 113.90            | 128.25            | 132.25            | 122.75            | 133.00            | 144.00            | 157.00            | 167.00            | 161.00            | 157.35            | 167.10            | 207.45            |
| COPPER RIVER    | 536.45            | 597.45            | 583.47            | 581.95            | 592.45            | 607.90            | 598.25            | 623.25            | 658.65            | 772.60            | 817.94            | 713.65            | 727.29            | 689.91            | 714.08            |
| CORDOVA         | 429.00            | 428.00            | 428.00            | 437.90            | 478.75            | 502.50            | 511.15            | 528.15            | 519.15            | 534.30            | 514.70            | 491.34            | 485.45            | 475.95            | 461.45            |
| CRAIG           | 213.00            | 217.60            | 255.00            | 303.40            | 314.25            | 356.45            | 367.00            | 396.00            | 424.00            | 422.00            | 428.00            | 432.00            | 420.60            | 516.30            | 693.95            |
| DELTA/GREELY    | 929.65            | 895.40            | 857.20            | 841.00            | 849.70            | 959.50            | 989.70            | 974.00            | 884.65            | 843.65            | 951.01            | 1,099.75          | 898.78            | 801.50            | 834.77            |
| DENALI          | 364.10            | 337.20            | 347.50            | 333.20            | 329.60            | 369.55            | 379.65            | 384.55            | 384.00            | 390.90            | 349.85            | 362.10            | 326.50            | 312.65            | 287.50            |
| DILLINGHAM      | 463.25            | 460.00            | 449.45            | 480.50            | 504.10            | 488.05            | 494.45            | 496.20            | 524.00            | 541.25            | 583.15            | 548.05            | 561.80            | 579.85            | 540.70            |
| FAIRBANKS       | 13,194.95         | 13,188.50         | 13,538.40         | 14,245.80         | 14,883.20         | 15,250.50         | 15,408.00         | 15,406.50         | 15,816.00         | 16,131.65         | 16,347.80         | 16,093.54         | 15,804.16         | 15,546.50         | 15,254.51         |
| GALENA          | 151.20            | 146.80            | 135.50            | 121.40            | 142.30            | 128.45            | 133.10            | 144.00            | 150.00            | 165.00            | 1,359.00          | 3,234.00          | 3,660.00          | 3,373.99          | 3,669.28          |
| HAINES          | 365.60            | 363.30            | 397.00            | 433.15            | 447.90            | 432.30            | 409.05            | 413.15            | 434.90            | 444.90            | 438.40            | 448.75            | 413.45            | 407.15            | 377.20            |
| HOONAH          | 239.60            | 251.33            | 257.65            | 234.00            | 234.95            | 256.00            | 267.00            | 259.40            | 278.00            | 271.00            | 260.15            | 230.85            | 236.75            | 226.90            | 211.30            |
| HYDABURG        | 109.40            | 106.00            | 101.95            | 108.40            | 119.00            | 115.80            | 109.20            | 107.50            | 113.60            | 117.00            | 123.00            | 110.50            | 107.85            | 102.85            | 100.10            |
| IDITAROD        | 398.60            | 398.95            | 421.00            | 353.08            | 388.25            | 418.20            | 398.95            | 417.85            | 422.55            | 415.86            | 457.90            | 534.18            | 568.10            | 638.95            | 561.12            |
| JUNEAU          | 4,492.96          | 4,588.90          | 4,890.00          | 5,124.30          | 5,247.30          | 5,412.70          | 5,394.45          | 5,399.75          | 5,515.35          | 5,586.45          | 5,662.69          | 5,701.25          | 5,646.85          | 5,520.78          | 5,507.50          |
| KAKE            | 180.00            | 181.00            | 166.00            | 178.70            | 185.05            | 179.00            | 175.25            | 185.00            | 190.00            | 199.90            | 194.40            | 185.80            | 166.70            | 165.00            | 171.62            |
| KASHUNAMIUT     | 169.00            | 165.00            | 154.00            | 181.70            | 191.15            | 191.65            | 207.60            | 229.90            | 244.00            | 246.95            | 269.85            | 279.00            | 298.20            | 314.00            | 321.80            |
| KENAI           | 8,003.33          | 8,232.18          | 8,486.36          | 9,168.90          | 9,449.30          | 9,589.00          | 9,846.05          | 10,144.00         | 10,280.70         | 10,341.96         | 10,376.84         | 10,181.60         | 9,982.41          | 9,946.74          | 9,799.38          |
| KETCHIKAN       | 2,531.19          | 2,480.11          | 2,617.50          | 2,693.25          | 2,663.50          | 2,690.10          | 2,735.38          | 2,728.93          | 2,850.40          | 2,856.25          | 2,731.10          | 2,723.85          | 2,598.90          | 2,489.68          | 2,400.58          |
| KLAWOCK         | 170.07            | 185.30            | 208.85            | 201.90            | 211.85            | 205.75            | 210.00            | 206.95            | 220.15            | 210.30            | 220.85            | 201.00            | 206.00            | 207.90            | 174.00            |
| KODIAK          | 2,284.76          | 2,273.36          | 2,321.14          | 2,403.88          | 2,525.08          | 2,597.81          | 2,747.82          | 2,711.45          | 2,871.76          | 2,862.01          | 2,851.30          | 2,797.64          | 2,810.05          | 2,773.95          | 2,820.84          |
| KUSPUK          | 375.35            | 391.85            | 413.40            | 426.80            | 451.30            | 427.75            | 451.20            | 449.85            | 468.35            | 473.70            | 473.03            | 474.29            | 493.85            | 470.15            | 433.00            |
| LAKE AND PENN.  | 346.70            | 357.15            | 407.35            | 413.20            | 446.70            | 462.85            | 497.40            | 507.63            | 497.65            | 523.55            | 522.95            | 548.85            | 480.95            | 462.48            | 427.80            |
| LOWER KUSKOKW   | 2,605.95          | 2,637.90          | 2,685.73          | 2,710.75          | 2,780.33          | 2,885.80          | 2,963.73          | 3,051.05          | 3,275.15          | 3,371.53          | 3,442.25          | 3,553.70          | 3,614.00          | 3,647.53          | 3,646.73          |
| LOWER YUKON     | 1,281.80          | 1,285.70          | 1,301.57          | 1,343.90          | 1,364.45          | 1,520.65          | 1,585.25          | 1,620.65          | 1,695.20          | 1,735.95          | 1,850.20          | 1,860.95          | 1,936.15          | 1,926.70          | 1,937.85          |
| MATSU           | 8,605.75          | 8,430.50          | 8,824.00          | 9,459.78          | 10,141.33         | 10,677.00         | 11,336.70         | 11,894.00         | 12,037.28         | 12,352.13         | 12,777.39         | 12,713.25         | 12,513.08         | 12,752.40         | 13,156.24         |
| NENANA          | 201.25            | 194.80            | 185.50            | 195.80            | 191.50            | 199.20            | 184.95            | 162.91            | 161.00            | 173.45            | 220.00            | 398.00            | 1,005.00          | 1,828.25          | 1,753.70          |
| NOME            | 724.85            | 749.35            | 754.00            | 777.95            | 776.00            | 727.95            | 711.75            | 701.75            | 732.95            | 776.55            | 796.20            | 776.25            | 769.10            | 776.95            | 737.65            |
| NORTH SLOPE     | 1,251.50          | 1,237.14          | 1,301.80          | 1,359.40          | 1,462.45          | 1,508.09          | 1,623.05          | 1,702.10          | 1,805.90          | 1,936.80          | 1,982.95          | 2,043.90          | 2,008.90          | 2,094.20          | 2,020.78          |
| NW ARCTIC       | 1,540.00          | 1,613.97          | 1,645.75          | 1,582.10          | 1,629.45          | 1,736.80          | 1,804.25          | 1,872.80          | 1,892.05          | 2,000.10          | 2,065.55          | 2,088.30          | 2,151.50          | 2,203.15          | 2,164.35          |
| PELICAN         | 49.40             | 42.50             | 49.00             | 48.20             | 45.90             | 47.00             | 45.00             | 44.85             | 38.25             | 31.75             | 33.00             | 29.80             | 33.65             | 23.00             | 18.65             |
| PETERSBURG      | 630.03            | 658.35            | 685.10            | 681.20            | 702.35            | 706.40            | 711.10            | 758.75            | 753.55            | 763.05            | 768.60            | 752.05            | 699.10            | 678.30            | 652.83            |
| PRIIBILOF       | 151.85            | 149.10            | 149.55            | 143.10            | 152.90            | 158.50            | 168.00            | 182.00            | 213.15            | 197.20            | 187.00            | 157.40            | 158.25            | 143.50            | 136.65            |
| SAINT MARY'S    | 112.40            | 110.90            | 111.40            | 115.60            | 105.50            | 97.73             | 94.60             | 108.50            | 129.10            | 130.00            | 131.80            | 129.90            | 144.15            | 137.70            | 152.85            |
| SITKA           | 1,616.80          | 1,657.90          | 1,670.18          | 1,723.59          | 1,786.77          | 1,858.38          | 1,873.38          | 1,838.68          | 1,804.87          | 1,769.60          | 1,745.28          | 1,694.25          | 1,722.11          | 1,589.43          | 1,609.41          |
| SKAGWAY         | 141.50            | 144.30            | 145.15            | 144.75            | 145.00            | 153.00            | 143.00            | 127.20            | 131.30            | 136.66            | 131.60            | 128.60            | 131.30            | 136.75            | 120.20            |
| SOUTHEAST       | 464.50            | 517.00            | 555.10            | 521.60            | 415.80            | 418.00            | 413.75            | 381.95            | 349.85            | 325.55            | 277.00            | 297.78            | 294.50            | 281.15            | 243.60            |
| SOUTHWEST       | 480.48            | 466.35            | 435.60            | 442.80            | 472.50            | 478.85            | 554.25            | 568.30            | 629.80            | 700.80            | 743.10            | 774.70            | 758.25            | 767.91            | 758.60            |
| TANANA          | 85.00             | 94.00             | 88.00             | 109.00            | 100.00            | 98.00             | 101.00            | 102.25            | 94.00             | 102.00            | 113.00            | 104.00            | 92.75             | 80.00             | 64.13             |
| UNALASKA        | 153.20            | 188.25            | 204.20            | 258.05            | 304.45            | 330.20            | 358.60            | 356.10            | 352.80            | 374.60            | 380.10            | 353.03            | 351.91            | 351.34            | 368.90            |
| VALDEZ          | 693.30            | 686.00            | 762.60            | 781.50            | 853.75            | 906.60            | 896.90            | 902.75            | 895.75            | 877.00            | 887.75            | 855.05            | 865.20            | 864.75            | 887.60            |
| WRANGELL        | 507.00            | 518.20            | 508.70            | 508.90            | 534.00            | 519.20            | 541.20            | 566.85            | 555.00            | 528.00            | 521.15            | 526.63            | 505.05            | 488.35            | 465.95            |
| YAKUTAT         | 133.75            | 131.30            | 132.35            | 150.00            | 139.00            | 137.00            | 150.00            | 167.00            | 175.00            | 160.00            | 169.00            | 166.00            | 159.75            | 166.25            | 172.00            |
| YUKON FLATS     | 361.00            | 338.00            | 339.00            | 374.75            | 377.87            | 387.85            | 398.90            | 405.15            | 422.62            | 444.00            | 448.25            | 375.75            | 352.10            | 307.00            | 299.95            |
| YUKON/KOYUKUK   | 544.90            | 508.95            | 529.25            | 512.40            | 549.50            | 584.65            | 598.80            | 590.10            | 625.10            | 555.60            | 545.85            | 548.90            | 535.85            | 484.50            | 496.75            |
| YUPIIT          | 296.00            | 307.00            | 315.00            | 318.70            | 360.00            | 367.00            | 366.00            | 367.00            | 387.00            | 401.00            | 397.00            | 401.95            | 398.00            | 420.00            | 445.60            |
| STATE ACS       | 973.78            | 1,407.89          | 1,437.09          | 1,984.74          | 2,079.48          | 2,280.47          | 1,475.14          | 1,477.15          | 1,580.85          | 1,626.47          | 1,568.92          | 2,628.73          | 1,419.47          | 1,306.02          | 1,465.47          |
| Mt. EDGECUMBE   | -                 | 190.80            | 189.70            | 212.50            | 212.95            | 267.70            | 281.60            | 282.30            | 275.12            | 293.00            | 307.57            | 307.71            | 329.00            | 330.00            | 329.50            |
| <b>TOTALS</b>   | <b>102,115.86</b> | <b>103,040.51</b> | <b>105,662.01</b> | <b>110,364.88</b> | <b>115,640.76</b> | <b>119,201.16</b> | <b>121,429.71</b> | <b>122,511.45</b> | <b>124,752.76</b> | <b>126,464.77</b> | <b>129,553.60</b> | <b>132,904.81</b> | <b>131,696.48</b> | <b>132,256.25</b> | <b>132,669.66</b> |

FOUNDATION PROGRAM  
FY1988 to FY2017  
Average Daily Membership's

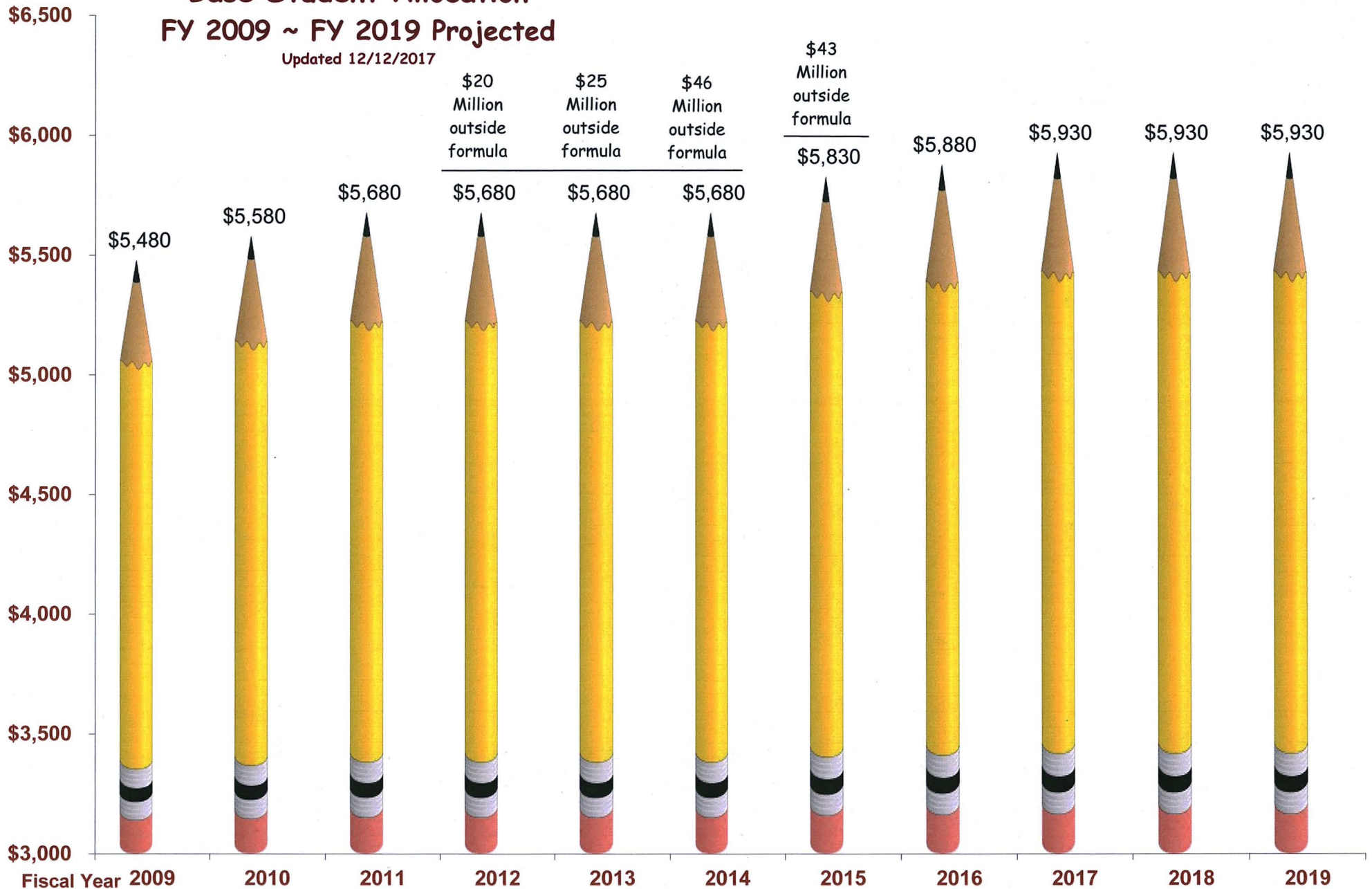
| DISTRICT        | FY03              | FY04              | FY05              | FY06              | FY07              | FY08              | FY09              | FY10              | FY11              | FY12              | FY13              | FY14              | FY15              | FY16              | FY17              |
|-----------------|-------------------|-------------------|-------------------|-------------------|-------------------|-------------------|-------------------|-------------------|-------------------|-------------------|-------------------|-------------------|-------------------|-------------------|-------------------|
| ADAK            |                   |                   |                   |                   |                   |                   |                   |                   |                   |                   |                   |                   |                   |                   |                   |
| ALASKA GATEWAY  | 486.85            | 493.26            | 443.25            | 412.35            | 412.35            | 375.21            | 383.26            | 361.80            | 384.80            | 374.55            | 361.80            | 387.65            | 373.20            | 370.30            | 371.70            |
| ALEUTIAN REGION | 49.25             | 41.85             | 46.00             | 44.00             | 42.00             | 37.45             | 37.00             | 37.00             | 30.65             | 31.00             | 25.30             | 33.00             | 37.00             | 34.70             | 24.50             |
| ALEUTIANS EAST  | 273.75            | 278.49            | 268.55            | 246.40            | 233.00            | 256.50            | 248.75            | 237.30            | 245.00            | 226.65            | 234.50            | 212.70            | 218.40            | 220.90            | 215.95            |
| ANCHORAGE       | 49,544.94         | 49,264.98         | 49,182.37         | 49,319.56         | 48,706.93         | 48,143.53         | 48,227.36         | 49,060.82         | 48,613.23         | 48,422.26         | 48,492.96         | 47,769.85         | 47,561.60         | 47,756.28         | 47,680.17         |
| ANNETTE ISLANDS | 290.65            | 287.50            | 298.35            | 291.29            | 282.35            | 288.85            | 267.55            | 276.75            | 275.75            | 275.70            | 290.45            | 288.59            | 357.42            | 300.80            | 301.05            |
| BERING STRAIT   | 1,733.85          | 1,704.00          | 1,699.15          | 1,668.30          | 1,672.45          | 1,645.55          | 1,652.95          | 1,642.85          | 1,653.60          | 1,593.55          | 1,667.55          | 1,660.35          | 1,657.60          | 1,695.10          | 1,770.45          |
| BRISTOL BAY     | 233.60            | 195.35            | 184.40            | 179.00            | 188.10            | 182.25            | 144.65            | 155.05            | 160.05            | 149.74            | 139.65            | 138.20            | 123.00            | 121.40            | 117.95            |
| CHATHAM         | 219.90            | 215.00            | 195.10            | 203.50            | 194.82            | 168.39            | 151.75            | 156.40            | 157.25            | 148.75            | 144.95            | 146.50            | 169.20            | 166.15            | 162.65            |
| CHUGACH         | 200.50            | 191.10            | 218.75            | 214.02            | 199.63            | 227.75            | 224.80            | 264.00            | 254.45            | 245.11            | 281.40            | 288.55            | 276.20            | 337.09            | 374.95            |
| COPPER RIVER    | 675.12            | 658.25            | 640.40            | 610.40            | 559.55            | 518.95            | 502.90            | 495.71            | 471.68            | 489.55            | 487.30            | 443.77            | 437.55            | 418.30            | 439.55            |
| CORDOVA         | 464.10            | 471.40            | 451.60            | 446.95            | 420.50            | 408.90            | 368.40            | 360.40            | 337.75            | 324.50            | 315.78            | 312.41            | 327.00            | 353.35            | 313.65            |
| CRAIG           | 855.40            | 955.44            | 656.80            | 766.25            | 754.19            | 748.90            | 723.32            | 659.05            | 624.03            | 657.30            | 617.33            | 565.73            | 564.45            | 518.11            | 529.22            |
| DELTA/GREELY    | 1,004.31          | 1,031.24          | 1,187.81          | 1,260.60          | 1,319.77          | 1,159.73          | 1,077.44          | 1,007.38          | 894.95            | 916.50            | 840.45            | 839.59            | 806.37            | 773.45            | 810.39            |
| DENALI          | 310.15            | 571.15            | 664.20            | 633.90            | 548.35            | 573.65            | 407.79            | 461.04            | 721.15            | 716.25            | 854.65            | 859.20            | 889.84            | 900.31            | 881.20            |
| DILLINGHAM      | 520.66            | 513.13            | 531.80            | 550.90            | 531.43            | 506.70            | 500.45            | 469.52            | 478.70            | 472.60            | 490.05            | 489.80            | 468.10            | 449.20            | 474.85            |
| FAIRBANKS       | 15,120.94         | 14,594.39         | 14,553.71         | 14,508.60         | 14,441.99         | 14,082.48         | 14,147.57         | 14,417.84         | 14,238.23         | 14,276.63         | 14,273.49         | 14,062.59         | 13,770.11         | 13,876.09         | 13,774.48         |
| GALENA          | 3,767.90          | 3,890.03          | 3,680.26          | 3,638.50          | 3,727.18          | 3,759.05          | 3,649.40          | 3,683.35          | 3,813.54          | 3,741.46          | 3,745.06          | 3,985.49          | 4,146.20          | 4,146.88          | 4,208.21          |
| HAINES          | 323.70            | 318.99            | 296.57            | 290.90            | 297.75            | 316.05            | 305.25            | 309.09            | 305.15            | 307.40            | 280.30            | 270.85            | 268.14            | 277.02            | 261.70            |
| HOONAH          | 188.40            | 179.40            | 171.70            | 166.50            | 152.95            | 131.40            | 123.45            | 106.07            | 120.70            | 113.75            | 114.30            | 101.80            | 112.20            | 115.45            | 107.75            |
| HYDABURG        | 92.20             | 86.85             | 74.50             | 72.50             | 79.60             | 75.45             | 66.63             | 51.85             | 62.65             | 44.00             | 53.45             | 65.10             | 70.00             | 81.40             | 73.90             |
| IDITAROD        | 403.50            | 376.30            | 344.53            | 331.25            | 338.00            | 302.25            | 280.43            | 305.87            | 313.03            | 321.90            | 222.31            | 260.90            | 314.05            | 286.03            | 267.40            |
| JUNEAU          | 5,521.13          | 5,441.87          | 5,306.28          | 5,236.57          | 5,155.30          | 5,072.60          | 4,972.69          | 5,020.42          | 4,982.63          | 4,952.20          | 4,957.03          | 4,848.02          | 4,807.65          | 4,736.31          | 4,795.69          |
| KAKE            | 151.85            | 155.15            | 141.75            | 116.00            | 103.55            | 101.45            | 93.35             | 88.50             | 85.40             | 92.60             | 105.33            | 104.00            | 109.70            | 107.65            | 96.00             |
| KASHUNAMIUT     | 350.40            | 362.25            | 354.65            | 330.55            | 339.20            | 325.55            | 312.50            | 301.75            | 305.95            | 311.65            | 302.33            | 316.70            | 317.15            | 331.60            | 342.35            |
| KENAI           | 9,632.43          | 9,561.95          | 9,527.25          | 9,388.83          | 9,368.14          | 9,249.70          | 9,255.77          | 9,144.67          | 9,025.06          | 8,969.57          | 8,892.06          | 8,760.52          | 8,827.87          | 8,787.60          | 8,784.83          |
| KETCHIKAN       | 2,398.35          | 2,370.42          | 2,306.35          | 2,295.72          | 2,272.90          | 2,251.85          | 2,126.83          | 2,135.73          | 2,150.81          | 2,200.80          | 2,174.05          | 2,209.51          | 2,226.15          | 2,239.22          | 2,295.74          |
| KLAWOCK         | 158.90            | 147.68            | 159.60            | 135.60            | 140.45            | 125.10            | 136.55            | 136.80            | 135.85            | 130.50            | 136.35            | 129.85            | 114.55            | 128.15            |                   |
| KODIAK          | 2,750.35          | 2,676.63          | 2,678.45          | 2,717.72          | 2,635.82          | 2,671.40          | 2,597.89          | 2,567.04          | 2,543.27          | 2,516.98          | 2,512.65          | 2,483.02          | 2,443.61          | 2,419.72          | 2,396.99          |
| KUSPUK          | 426.70            | 424.10            | 414.05            | 415.00            | 396.60            | 383.40            | 339.65            | 340.90            | 348.55            | 345.50            | 335.40            | 333.10            | 345.90            | 347.35            | 340.55            |
| LAKE AND PENN.  | 412.55            | 418.23            | 398.57            | 386.42            | 378.45            | 367.75            | 368.68            | 343.22            | 327.30            | 325.94            | 329.60            | 303.60            | 316.05            | 318.55            | 308.53            |
| LOWER KUSKOKW   | 3,704.69          | 3,784.60          | 3,832.13          | 3,930.25          | 3,961.85          | 3,916.70          | 3,953.55          | 3,967.85          | 3,995.15          | 3,971.75          | 4,008.22          | 4,088.50          | 4,109.40          | 4,118.90          | 4,115.75          |
| LOWER YUKON     | 2,053.15          | 2,031.80          | 2,017.45          | 2,036.75          | 1,968.30          | 2,035.15          | 2,031.10          | 1,922.35          | 1,964.05          | 1,986.65          | 1,959.75          | 1,953.55          | 2,019.15          | 1,999.85          | 1,959.60          |
| MATSU           | 13,547.27         | 14,304.06         | 14,661.48         | 15,438.13         | 15,846.65         | 16,115.15         | 16,480.83         | 16,663.10         | 16,964.56         | 17,337.80         | 17,247.39         | 17,476.51         | 17,757.44         | 18,464.59         | 18,809.04         |
| NENANA          | 1,256.69          | 931.32            | 715.52            | 686.02            | 601.45            | 887.58            | 1,001.66          | 969.42            | 1,063.18          | 947.54            | 954.75            | 897.10            | 877.85            | 1,042.93          | 1,072.13          |
| NOME            | 736.15            | 715.10            | 767.40            | 767.85            | 748.55            | 719.52            | 673.71            | 667.55            | 680.25            | 689.75            | 680.65            | 706.15            | 699.35            | 732.20            | 699.50            |
| NORTH SLOPE     | 1,970.25          | 1,810.45          | 1,691.15          | 1,726.15          | 1,623.00          | 1,618.00          | 1,580.70          | 1,537.60          | 1,612.30          | 1,599.10          | 1,647.40          | 1,730.75          | 1,738.56          | 1,776.40          | 1,882.71          |
| NW ARCTIC       | 2,151.90          | 2,028.75          | 1,998.80          | 2,018.85          | 1,976.15          | 1,944.25          | 1,857.30          | 1,830.75          | 1,776.08          | 1,803.35          | 1,839.90          | 1,888.41          | 1,941.62          | 2,008.80          | 1,978.14          |
| PELICAN         | 18.00             | 15.00             | 11.20             | 13.60             | 14.95             | 16.00             | 14.55             | 12.90             | 12.00             | 18.00             | 14.75             | 11.20             | 11.35             | 12.55             | 10.00             |
| PETERSBURG      | 625.85            | 657.45            | 629.60            | 591.45            | 588.55            | 559.60            | 517.17            | 510.60            | 485.83            | 426.65            | 451.22            | 430.25            | 431.85            | 460.51            | 472.36            |
| PRIBILOF        | 135.50            | 124.25            | 127.25            | 114.75            | 123.00            | 111.60            | 109.65            | 97.60             | 86.85             | 81.50             | 89.00             | 81.30             | 82.10             | 71.10             | 59.00             |
| SAINT MARY'S    | 167.16            | 147.50            | 154.70            | 164.80            | 185.35            | 186.30            | 176.80            | 164.15            | 176.50            | 180.90            | 182.50            | 202.85            | 197.60            | 193.20            | 200.55            |
| SITKA           | 1,548.91          | 1,466.53          | 1,478.31          | 1,476.66          | 1,453.84          | 1,377.93          | 1,316.21          | 1,315.10          | 1,299.18          | 1,312.47          | 1,312.99          | 1,338.19          | 1,314.52          | 1,314.95          | 1,274.86          |
| SKAGWAY         | 109.67            | 105.83            | 108.75            | 109.25            | 99.50             | 105.90            | 94.55             | 89.85             | 78.40             | 58.71             | 64.05             | 84.30             | 84.00             | 100.85            | 113.05            |
| SOUTHEAST       | 223.00            | 219.80            | 212.00            | 206.50            | 186.90            | 152.35            | 167.20            | 141.10            | 158.85            | 164.80            | 189.88            | 198.65            | 190.18            | 175.72            | 182.15            |
| SOUTHWEST       | 721.25            | 676.95            | 705.95            | 668.70            | 673.65            | 657.70            | 633.50            | 639.85            | 627.45            | 633.10            | 586.10            | 601.70            | 588.75            | 579.96            | 578.45            |
| TANANA          | 77.50             | 92.00             | 115.05            | 66.55             | 53.95             | 57.40             | 39.15             | 43.25             | 41.45             | 34.00             | 48.50             | 40.60             | 38.50             | 39.00             | 36.00             |
| UNALASKA        | 392.95            | 398.55            | 398.70            | 397.50            | 385.75            | 387.75            | 402.35            | 402.70            | 406.75            | 413.60            | 414.55            | 407.25            | 395.60            | 374.60            | 388.70            |
| VALDEZ          | 866.70            | 865.25            | 827.60            | 797.13            | 748.35            | 724.50            | 691.60            | 671.40            | 675.90            | 675.50            | 635.65            | 609.36            | 602.16            | 634.91            | 637.65            |
| WRANGELL        | 435.45            | 391.78            | 375.30            | 369.85            | 354.74            | 346.45            | 323.73            | 314.70            | 339.25            | 387.35            | 385.63            | 343.75            | 271.75            | 269.85            | 272.65            |
| YAKUTAT         | 144.25            | 125.00            | 133.15            | 132.50            | 117.75            | 121.85            | 121.25            | 110.30            | 119.25            | 104.90            | 94.50             | 96.05             | 97.30             | 81.43             | 79.70             |
| YUKON FLATS     | 307.25            | 292.20            | 275.90            | 270.33            | 265.88            | 280.74            | 270.80            | 271.70            | 246.65            | 258.75            | 256.55            | 243.80            | 240.00            | 237.55            | 248.80            |
| YUKON/KOYUKUK   | 885.07            | 1,381.07          | 1,799.66          | 1,560.72          | 1,426.65          | 1,320.13          | 1,367.98          | 1,442.18          | 1,325.92          | 1,256.38          | 1,401.65          | 1,488.40          | 1,455.99          | 1,532.53          | 1,672.04          |
| YUPIIT          | 424.00            | 434.25            | 445.15            | 446.15            | 458.25            | 460.05            | 444.75            | 448.90            | 450.40            | 447.80            | 431.10            | 438.50            | 453.65            | 456.45            | 470.75            |
| STATE ACS       | 1,085.84          | 411.78            | N/A               | N/A               | N/A               | N/A               | N/A               | N/A               | N/A               | N/A               | N/A               | N/A               | N/A               | N/A               | N/A               |
| Mt. EDGE CUMBE  | 334.00            | 334.90            | 368.75            | 394.95            | 407.90            | 404.45            | 427.10            | 395.85            | 398.40            | 395.25            | 396.85            | 400.65            | 416.85            | 425.05            | 431.25            |
| <b>TOTALS</b>   | <b>132,484.79</b> | <b>131,622.55</b> | <b>130,927.70</b> | <b>131,263.47</b> | <b>130,164.21</b> | <b>128,975.24</b> | <b>128,380.75</b> | <b>129,228.67</b> | <b>129,046.71</b> | <b>128,885.84</b> | <b>128,965.51</b> | <b>128,435.21</b> | <b>128,580.18</b> | <b>129,704.74</b> | <b>130,295.33</b> |

# Alaska K-12 Funding

## Base Student Allocation

FY 2009 ~ FY 2019 Projected

Updated 12/12/2017



## George Ascott

---

**From:** David Boyle <dboyle@alaskapolicyforum.org>  
**Sent:** Thursday, February 22, 2018 4:49 PM  
**To:** Rep. Harriet Drummond; Rep. Ivy Spohnholz; Rep. Justin Parish; Rep. Chuck Kopp; Rep. Lora Reinbold; Rep. Geran Tarr; Representative.Jennifer.Johnson@akleg.gov  
**Subject:** Testimony on HB339

Request my testimony be made part of the record. This is my testimony I presented to the House Education Committee on HB339 on February 22,2018.

Chairwoman Drummond, committee members, I am David Boyle and representing the Alaska Policy Forum. We could support this bill to increase the BSA if, and only if, it had some accountability metrics on student achievement required from the districts/schools.

The goal of all on the committee and all of Alaskans regardless of their political bent is to improve student achievement and increase the opportunity for life success for all students. This bill does not do that. As a matter of fact, this bill which throws more money at the education problem actually incentivizes poor performance by schools/districts. You see, if a school improves and does well, then it may lose funding. On the other hand, those schools that perform poorly and do not improve get more funding to improve, which is not in their interest when it comes to funding.

It's kind of like a teenager who gets \$20 from his parents to take his girlfriend to the movies. Then he comes home and asks for more money to get pizza. This routine goes on for multiple times and the parents (legislators) always relent. So, the teenager's behavior is rewarded. We need to start rewarding good behavior and stop funding bad behavior when it comes to school/district improving on their student achievement.

We are all aware of the mediocre PEAKS and NAEP results for Alaska. This has happened on your watch and more funding will not improve these test results.

Now I would like to address the PowerPoint which you have in your packet. This PowerPoint was provided by a current House member and is filled with anecdotes. Overall, this PowerPoint only considers the general operating budget of the schools. It does not include other funds from the State such as transportation, school bond debt reimbursement, PERS/TRS in-kind payments by the State, and other funding streams including Quality Schools. All these funding streams must be included to get a true picture of school/district funding.

Let's take a look at the Anchorage School District which is portrayed in slide #9 in the packet. You have heard from the education industry about the pink slipping of teachers. None of us wants that and **we don't need it.** This is merely a strategy to get parents', Alaskans' and, yes, legislators' attention. The ASD said it had to pink slip more than 220 teachers last year (most all were rehired). However, it did not pink slip any of the following:

- 1.268 food service workers
2. 354 custodians
3. 147 principals & assistant principals
4. 95 IT personnel
5. 200 maintenance personnel
6. 141 transportation personnel

(These numbers are from the ASD payroll FY2017)

and why not?

This is like FedEx firing all its pilots and truck drivers while keeping management and other shipping workers on staff. This is like Alaska Airlines firing all its pilots and keeping the flight attendants and reservations folks working. This would never be done by private industry. And **it should never be done by any school district.**

Also slide #9 mentions that ASD had to discontinue 394 FTE positions. Note that these are **positions**, not people. To get a true picture of any staff reductions, one must identify people reductions, not positions.

Slide #9 also mentions that classroom sizes have increased. Fact: according to the ASD CAFR, the pupil to teacher ratio in the District has increased but not dramatically. First grade is 22:1 an increase of 1 student over the previous year; grades 2 to 3 is 25:1 an increase of 1 student over the previous year; grades 4-6 is 26:1 with no increase over the previous year; and grades 7 to 12 ranges from 28.25 – 30.5: 1, an increase of 1 student over the previous year. So, little has changed to impact the classroom size. These are facts from the ASD CAFR, page 159. These are not anecdotes as in the PowerPoint.

Now let's turn to slide #10 of the PowerPoint. It states that healthcare is a fixed cost and is increasing dramatically. It is not a fixed cost. It is a variable cost and can be controlled by the school district. In the ASD the District (taxpayer) pays about \$21,000 per NEA member. This could be reduced considerably by placing ASD employees in the State's Alaska Cares healthcare program. A few years ago, one member of the House actually voted against reducing the healthcare costs of school districts by opposing on the House Floor a bill that would do just that. Combining all school districts into one healthcare consortium would save the state and school districts millions of dollars. By the way, only one of the Big 5 school districts opposed this legislation. That was the Anchorage School District which the aforementioned House member represented.


In 5 years the ASD has lost 1,200 students. This current school year ASD student count is down a whole 667 students. So, the variable costs of the District should also be reduced but instead it wants even more for fewer students.

Finally, I ask that you all look at the root causes of our rather mediocre education system. Do not look at the symptoms or the problem. Look at the root causes and provide a solution to the cause of poor performance of Alaska's K12 education system. Money is not the solution. Accountability for results is.

Thank you for the opportunity to provide testimony on HB339.

David Boyle  
Alaska Policy Forum

# Education Matters:



---

IT'S TIME TO INCREASE THE BSA

"Education is the most  
powerful weapon  
we can use to  
change the world."

— Nelson Mandela



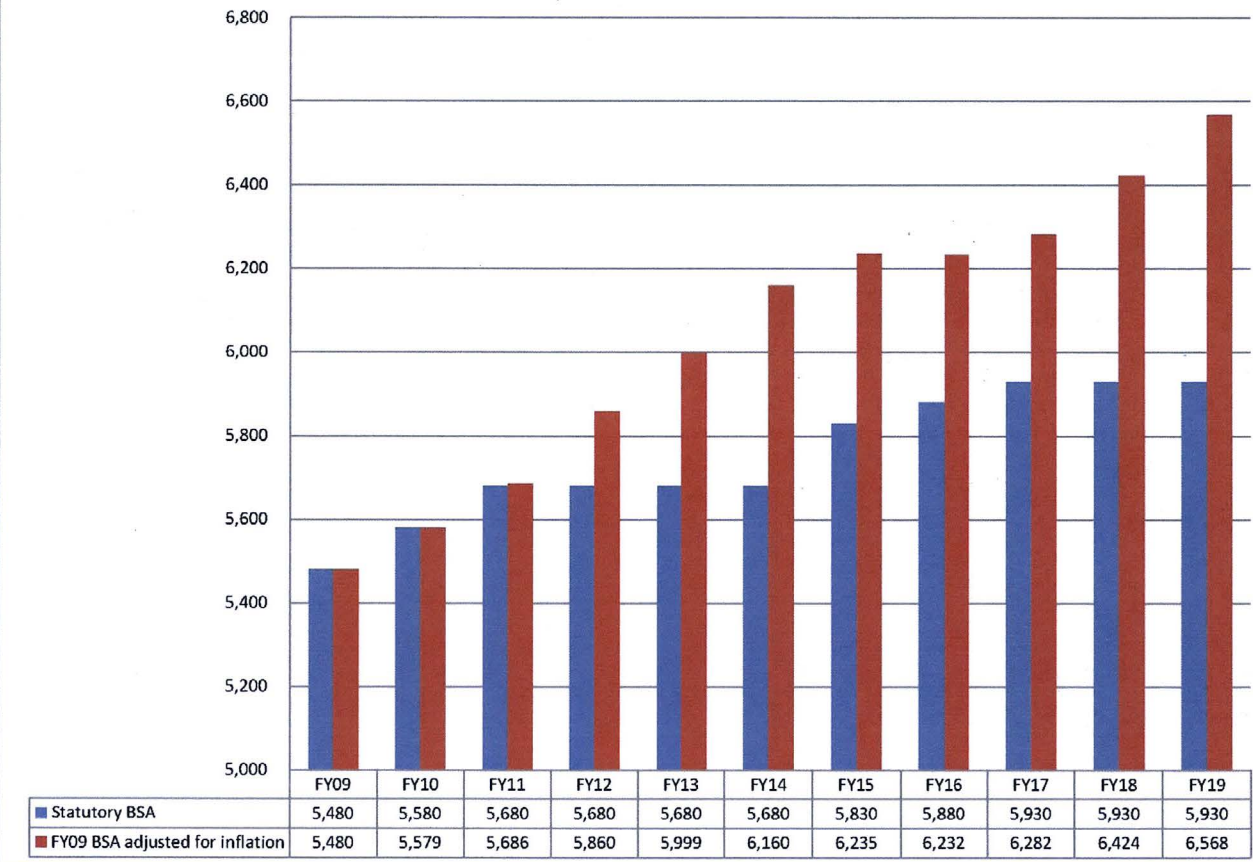
# HB 339: A Modest Increase

---

This bill would increase the BSA by \$100, or 1.7%.

If the BSA had been adjusted over the past decade simply to keep up with inflation, it would be \$6,568 today. That is \$500 more than proposed in HB 339.

**Actual BSA Versus FY09 BSA Adjusted for Inflation**



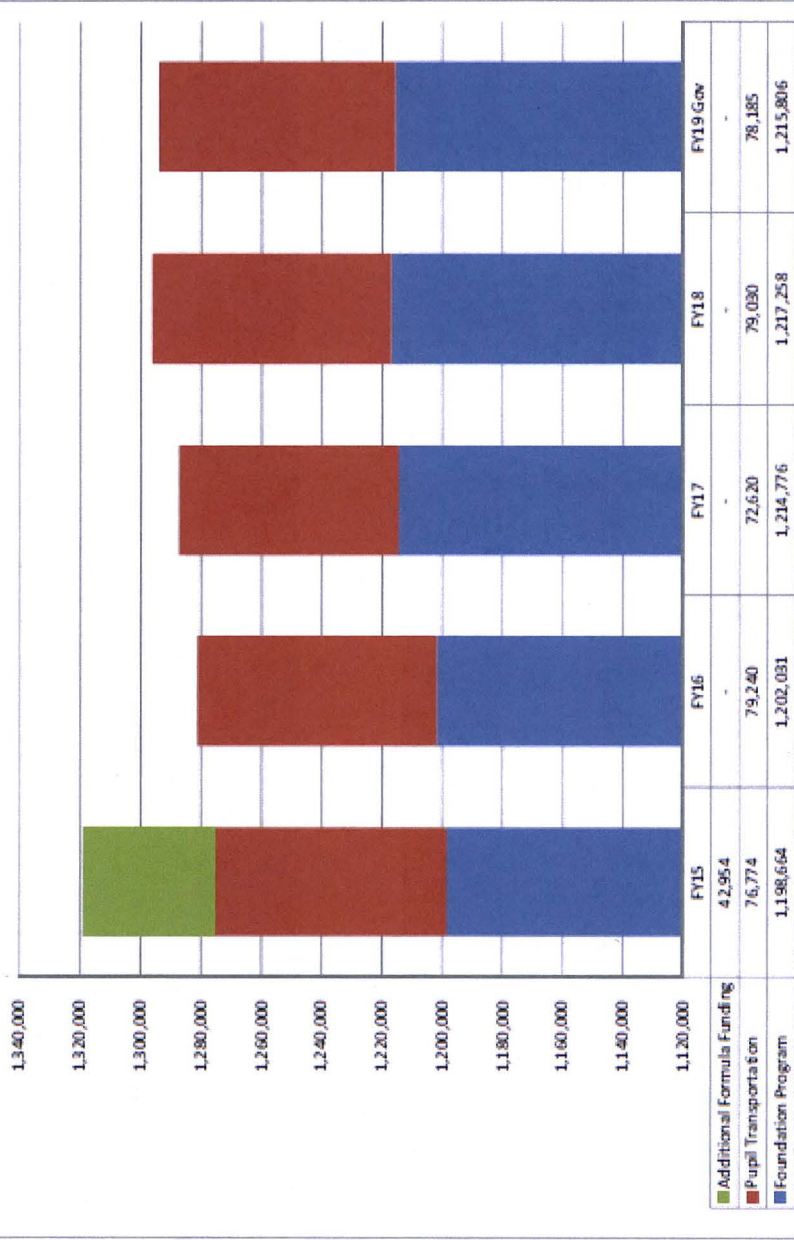
Legislative Finance Division

# Juneau Superintendent Dr. Mark Miller Puts it Well

---

“Over the past five years, the BSA has been nearly flat. Over that same time, my operating expenses from the general fund have increased nearly 10% . . . We have used our general fund balance to survive the last couple of years ... we are now being forced to consider severe cuts to try to fill a \$3 million hole.”

**K-12 Formula Funding, FY15-19**  
(Nominal dollars)



1/12/2018

Legislative Finance Division

3

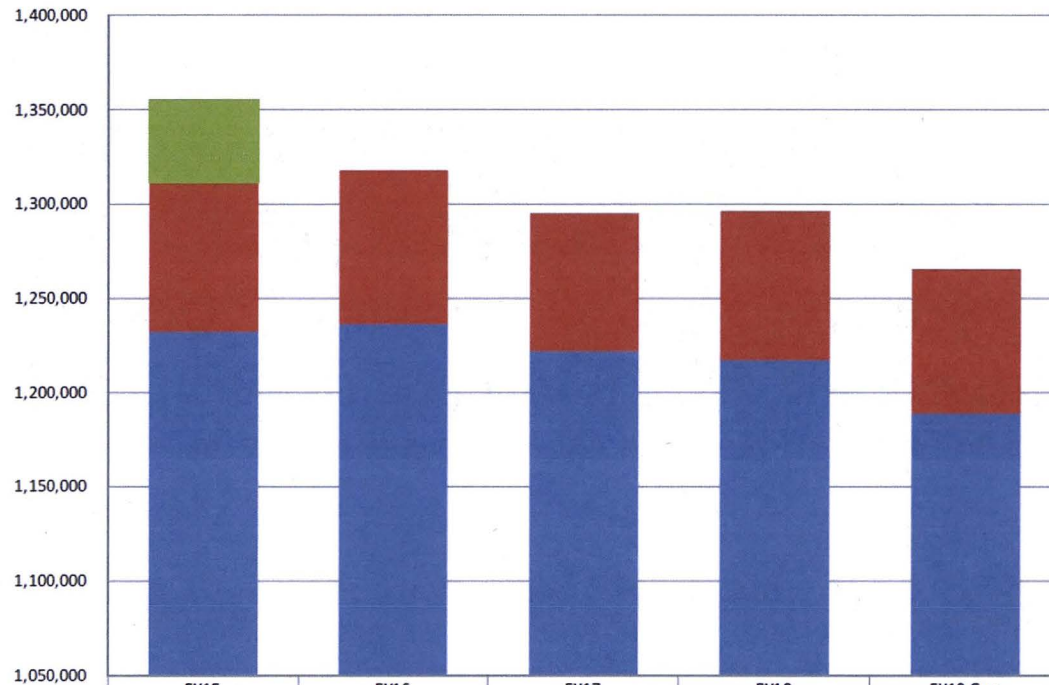
# Why Has School Funding Declined Since FY 2015?

---

- \$43 million added in FY 15 was deleted from the budget in FY 16.
- This was only partially offset by \$50 BSA increases in FY 16 and FY 17, each of which added \$12.6 million.
- Overall, funding through the BSA has fallen by roughly \$17 million. When you add in changes due to student counts & local contributions, the loss since FY 15 is about \$25 million.

**The Loss is Greater  
When You Consider Inflation:  
\$90 Million**

**K-12 Formula Funding, FY15-19**  
(In FY18 Dollars)



|                            | FY15      | FY16      | FY17      | FY18      | FY19 Gov  |
|----------------------------|-----------|-----------|-----------|-----------|-----------|
| Additional Formula Funding | 44,169    | 0         | 0         | 0         | 0         |
| Pupil Transportation       | 78,946    | 81,509    | 73,055    | 79,030    | 76,464    |
| Foundation Program         | 1,232,570 | 1,236,442 | 1,222,056 | 1,217,258 | 1,189,052 |

# Fairbanks: Down to the Bone

---

- Anticipates a 2018-2019 revenue shortfall of \$8.2 million.
- Equates to 50 FTE positions
- “Have sliced and diced to the point that we are unable to continue to make horizontal cuts. We are looking at program cuts now.” – Lisa Pierce, CFO
- Have eliminated 231 positions since 2009

# In Anchorage, Cuts Have Hit Classrooms & Students

---

Since 2013,

- 394 FTE positions have been cut (a 9.3% reduction)
- 216 of these were teachers
- The remaining were mostly teacher assistants
- Classroom sizes have increased and will continue to do so.

## At The Same Time in Anchorage. . .

---

- Special education enrollment is up 3.2%
- Intensive needs enrollment is up 8.6%
- Preschool enrollment is up 34%
- And many fixed costs, such as health care, have skyrocketed.

# School Board Member

---

To avoid additional teacher cuts, Anchorage has taken away course planning periods for teachers.

Estimated cuts from future flat funding:

- 91 more FTE teacher losses in FY 19
- 107 more FTE teacher losses in FY20

Admin and support already cut by 28.5%, includes teacher training.

# One Teacher's Story

---

- Recently met a middle school science teacher from Anchorage
- Her classroom size has increased from 28 to 32 students
- She says it has finally crossed the line
- Can't fairly teach individual students who need help

# Juneau Budget Reductions

---

- \$11 million in cuts since 2011
- 92 FT positions were eliminated, including 26 teachers, 2 middle school counselors, 1 elementary instructional coach, 1 science instructional coaches, 6.5 special education para-educators, 1 education technology coordinator, etc . . .
- Face another \$3.5 million hole this coming year with flat funding

# Mat-Su Faces Similar Cuts

---

- Cut \$8.4 million in FY 18, a loss of 87 FTE positions from their roll-over budget, including 18 teachers
- Expect to face an additional \$8 million deficit in FY 19
- Warn “further budget cuts threaten the quality of education.” – Dr. Monica Goyette, Superintendent
- Fortunately, enrollment increases and use of savings have buffered these losses. But that is unsustainable.

# Impacts in Nome Schools

---

- Expect to cut 10 positions next year, including 4 teacher aides, 1 librarian, 1 pre-K teacher, 1 social worker, 1 career counselor, and 1 behavioral specialist
- Eliminate summer school
- Cut \$50,000 from student activities
- Eliminate all GF staff travel for professional development

# Impacts in Kenai and Kodiak

---

- Kenai Peninsula schools project a \$3.3 million deficit in FY 19. Have already reduced expenditures by \$7.9 million, including loss of 27 staff, over last 4 years. If flat funding, will be forced to cut 11.5 FTE teaching staff.
- Kodiak has cut \$2.1 million and 18 teaching positions since FY 17. Flat funding in FY 19 will necessitate cutting 9 more teachers and 7 professional staff. Means “bigger class sizes and fewer options for students.” – Sandy Dawes, Business Manager, Kodiak Schools.

# Impacts to Lake & Pen

---

- The Lake and Peninsula School District has reduced its instructional year by 20 days. This year, they will cut positions, including teachers.
- “Simply put, with each year of flat funding, we are offering a less comprehensive education to our students. We have cut our inefficiencies and niceties, and now it is simply core services that are left, services that honestly cannot be cut.” -- Ty Mase, Superintendent

# Impacts in Other Bristol Bay Communities

---

- The Bristol Bay School District has cut elementary staff and now combines grades K/1, 2/3 and 4/5.
- Secondary staff are now teach grades 6-12.
- Music, art and language have been reduced.
- Pre-K was eliminated, but has been re-instated with short-term grant funds.
- Teachers had a 0% increase to there salaries in FY 17 and 18.

# Impacts in Sitka

---

- Sitka schools face a \$2.3 million deficit, 12% of their operating budget. “A conservative estimate has our class sizes increasing up to 60% if additional revenue is not available to us.” – Mary Wagner, Superintendent.
- FY 16 utilizes and health care costs combined went up 102%, for a total cost of over \$1 million.
- “The question looming in front of us is how many teacher positions do we cut, having made up the deficits of preceding years with every imaginable non-instructional cut. A \$100/student BSA increase would preserve funding for nearly 3 teachers.” -- Jennifer McNichol, Board Chair

# The Story is the Same Around Alaska

---

Let's hear from a couple teachers and students.



## **Sarah Birrmanns, Award-Winning Educator**

---

“ Nine years ago, when I started teaching in Anchorage, I saw 65 students a day. I was full-time. This year I see 108 students a day and I am a .6 part-time employee with no insurance. My husband and I are both award-winning educators. We are leaving in 2-3 years if things don't improve. Teachers and students need relief. Please help.” – BP Teacher of Excellence 2017

# Jen Huvar, Teaching Assistant

---

“While budget cuts are felt to some degree every year, this year they feel especially dramatic – like we’ve reached a tipping point. Class sizes across core subjects now exceed 30 students in many cases. I was assigned to one science class with 34 students . . . with tables and chairs for only 30. The classes are simply too big for optimal learning . . . or even adequate learning.”

# Wrangell High School Student

---

School no longer provides 3 years of foreign language, which is required by some colleges. Consequently, I take non-interactive, on-line courses and watch videos with no teacher engagement.

# Educational Opportunities Lost Are Lost Forever

---

Students can not come back to repeat the 4<sup>th</sup> grade . . .  
once we fix the budget crisis.



Academic opportunity is simply lost.

# Many Superintendents Have Written In Support of HB 339

---

- Anchorage
- Fairbanks
- Mat-Su
- Kenai Peninsula
- Bristol Bay
- Juneau
- Southwest Region
- Lake & Peninsula
- Cordova
- Hydaburg
- Kuspuk
- Iditarod
- Petersburg
- Craig
- Sitka
- Aleutian Region
- Delta/Greely
- Haines
- Kodiak
- Chatham

# These Organizations Also Urge Action This Year

---

- Alaska Association of School Boards
- Alaska PTA
- NEA-Alaska
- NAACP Education Committee



**An investment in  
knowledge pays the best  
interest.**

Benjamin Franklin

# Thank You

---



A message from Anchorage students: #WeAreWorthIt