

HCR

22

<TARGET><BILL>HCR 22</BILL><SUBJECT>HCR
22</SUBJECT><COMM>HSTA30</COMM></TARGET>

Alaska Legislature
Representative Charisse Millett

Session:
State Capitol Building
Juneau, AK 99801
Phone (907) 465-3879
Fax (907) 465-2069
Toll free (888) 269-3879



Interim:
Anchorage LIO
1500 West Benson Blvd.
Anchorage, AK 99501
Phone (907) 269-0222
Fax (907) 269-0223

District 25

Sponsor Statement
House Concurrent Resolution 22

Out of every 100 adult women who reside in the State of Alaska:

40 experienced intimate partner violence (IPV):



33 experienced sexual violence:



50 experienced intimate partner violence, sexual violence, or both:



These lifetime estimates come from a 2015 survey of adult women in the State of Alaska.
Source: UAA Justice Center, Alaska Victimization Survey, <http://justice.uaa.alaska.edu/avs>.

Alaska's rate of sexual violence is unacceptable by any standard. Sexual assault unfortunately touches all Alaskans, the young and old, regardless of region or socioeconomic status. Our state continues to work diligently at all levels and in all communities to prevent assaults and support survivors, but our work is far from over. Each year, the Alaska State Legislature works to recognize the resources in our communities, progress made, and prevention opportunities available by recognizing Sexual Assault Awareness Month.

No one entity can end the plague of sexual assault, but by pooling the hard work, compassion and resources in all reaches of our state, we have an opportunity to improve the lives of men and women in Alaska and prevent future violence. Join us in declaring April 2018 as Sexual Assault Awareness Month and working towards a safer, healthier future for all Alaskans.

Fiscal Note

State of Alaska
2018 Legislative Session

Bill Version: HCR 22
Fiscal Note Number: _____
() Publish Date: _____

Identifier: HCR22-LEG-SESS-02-26-18
Title: APRIL 2018:SEXUAL ASSAULT AWARENESS
MONTH
Sponsor: MILLETT
Requester: HOUSE STATE AFFAIRS

Department:
Appropriation:
Allocation:
OMB Component Number: 0

Expenditures/Revenues

Note: Amounts do not include inflation unless otherwise noted below. (Thousands of Dollars)

	FY2019 Appropriation Requested	Included in Governor's FY2019 Request	Out-Year Cost Estimates				
			FY 2020	FY 2021	FY 2022	FY 2023	FY 2024
OPERATING EXPENDITURES	FY 2019	FY 2019	FY 2020	FY 2021	FY 2022	FY 2023	FY 2024
Personal Services							
Travel							
Services							
Commodities							
Capital Outlay							
Grants & Benefits							
Miscellaneous							
Total Operating	0.0	0.0	0.0	0.0	0.0	0.0	0.0

Fund Source (Operating Only)

None							
Total	0.0	0.0	0.0	0.0	0.0	0.0	0.0

Positions

Full-time							
Part-time							
Temporary							

Change in Revenues

None							
Total	0.0	0.0	0.0	0.0	0.0	0.0	0.0

Estimated SUPPLEMENTAL (FY2018) cost: 0.0 *(separate supplemental appropriation required)*
(discuss reasons and fund source(s) in analysis section)

Estimated CAPITAL (FY2019) cost: 0.0 *(separate capital appropriation required)*
(discuss reasons and fund source(s) in analysis section)


ASSOCIATED REGULATIONS

Does the bill direct, or will the bill result in, regulation changes adopted by your agency?
If yes, by what date are the regulations to be adopted, amended or repealed?

Why this fiscal note differs from previous version/comments:

N/A INITIAL VERSION. ONE PAGE. ZERO NOTE.

Prepared By: <u>SANTE LESH, BUDGET ANALYST</u>	Phone: <u>(907)465-4824</u>
Division: <u>LEGISLATIVE AFFAIRS AGENCY</u>	Date: <u>02/26/2018 01:01 PM</u>
Approved By: <u>JESSICA GEARY, EXECUTIVE DIRECTOR</u>	Date: <u>02/26/2018</u>
Agency: <u>LEGISLATIVE AFFAIRS AGENCY</u>	



Main Office
130 Seward St. #214
Juneau, Alaska 99801
Phone: (907) 586-3650
Fax: (907) 463-4493

Sitka Office
PO Box 6631
Sitka, Alaska 99835
Phone: (907) 747-7545
Fax: (907) 747-7547

Anchorage Office
431 W. 7th Ave. #205
Anchorage, AK 99501
Phone: (907) 297-2860
Fax: (907) 279-2451

February 26, 2018

Re: HCR 22 – Sexual Assault Awareness Month, April 2018


Dear Legislators:

On behalf of our 19 member agencies who provide lifesaving and crisis services to domestic and sexual violence victims and survivors across our state, we want to thank you for recognizing the extent and impact of sexual violence by introducing HCR 22.

We are making strides in this State to address the impacts of sexual violence as well as learning more about how we can prevent sexual violence. The 2015 UAA victimization study reported that at least 50% of the women who were interviewed in the survey reported experiencing either domestic, sexual, or both types of violence. The 2017 Youth Risk Behavior Study reported that 1 out of 10 young people who responded to the survey said they had been forced to engage in some type of sexual activity over the past year. For these same young people, electronic bullying is on the rise, and we know that social media platforms are routinely being used to harass and intimidate young people. We also know, however, that there are actions we can take and actions we have already taken.

Ending sexual assault is a priority not only for individuals but also within and amongst communities throughout our State. The Network is honored to stand in support of your efforts, and we applaud the movement we have made as a State to ensure that the backlog of sexual assault kits is being managed in a more efficient and affirming way. We applaud the efforts of the CDVSA to mobilize and convene a sexual assault response leadership team so that we learn more about how victims receive immediate medical care. We applaud your efforts to pass Bree's Law so that we have a renewed commitment to working with young people to prevent dating violence.

We appreciate the work that has been done, and we look forward to future collaboration. We urge you to support HCR 22 and to continue to promote awareness and increase access to resources so that we continue to reduce sexual violence in our State. Thank you for your time, your consideration, and your belief that together, we can end sexual violence.




Carmen Lowry
Executive Director
ANDVSA

Member Programs

Anchorage AWAIC, STAR Bethel TWC Cordova CFRC Dillingham SAFE Fairbanks IAC Homer SPHH Juneau AWARE
Kenai LeeShore Center Ketchikan WISH Kodiak KWRCC Kotzebue MFCC Nome BSWG Petersburg WAVE
Seward SeaView Community Services Sitka SAFV Unalaska USAFV Utrjagvik AWIC Valdez AVV



Intimate Partner Violence and Sexual Violence in the State of Alaska: Key Results from the 2015 Alaska Victimization Survey



Out of every 100 adult women who reside in the State of Alaska:

40 experienced intimate partner violence (IPV):



33 experienced sexual violence:



50 experienced intimate partner violence, sexual violence, or both:



These lifetime estimates come from a 2015 survey of adult women in the State of Alaska.
Source: UAA Justice Center, Alaska Victimization Survey, <http://justice.uaa.alaska.edu/avs>.

Purpose of the Survey

Every human being has the right to be safe and free from violence in their own homes, in their relationships, and in their community. Intimate partner violence and sexual violence are endemic problems. The Alaska Victimization Survey provides comprehensive statewide and regional data to guide planning and policy development and to evaluate the impact of prevention and intervention services. The 2015 survey was designed to provide estimates that could be compared to previous estimates from 2010. Results can be used to support prevention and intervention efforts that reduce violence against women.

Methodology

A total of 3,027 adult women in Alaska participated in the 2015 survey. Respondents were randomly selected by phone (using both land lines and cell phones) from May to August 2015. Respondents were asked behaviorally specific questions about intimate partner violence (both threats and physical violence). Intimate partners included romantic and sexual partners. Respondents were also asked about sexual violence (both alcohol- or drug-involved sexual assault and forcible sexual assault). These questions were not limited to intimate partners. Procedures were designed to maximize the safety and confidentiality of all respondents. The survey was approved by multiple institutional review boards and was supported by the Alaska Council on Domestic Violence and Sexual Assault.

Acknowledgments

We sincerely thank the 3,027 adult women in Alaska who invested time and effort to participate in this victimization survey. They re-lived horrendous experiences, experiences that no one should be subjected to, to help the rest of us understand the extent of intimate partner and sexual violence in Alaska. Funding for this project was provided by the Alaska Council on Domestic Violence and Sexual Assault. The survey was administered by RTI International. Data were analyzed by the UAA Justice Center.

Important Limitations

The survey excluded non-English speaking women, women without phone access, and women not living in a residence. Estimates may be higher among women excluded from the survey. Estimates may also be conservative because of the continuing stigma of reporting victimization. This survey measured the number of *victims*, not the number of *victimizations*. In addition, not all forms of intimate partner violence or sexual violence were measured.

Intimate Partner Violence and Sexual Violence in the State of Alaska: Key Results from the 2015 Alaska Victimization Survey

Key Estimates

The following table shows the percentage of adult women in the State of Alaska who experienced each form of violence. Results from the 2015 survey are compared to results from 2010. All estimates were weighted to control for selection, non-response, and coverage. The 2015 estimates show that 50.3% of adult women in Alaska experienced sexual violence, intimate partner violence, or both, in their lifetime (versus 58.6% in 2010); and 8.1% experienced these forms of violence in the past year (versus 11.8% in 2010).

Measures of Violence	Lifetime		Past Year	
	2010	2015	2010	2015
Intimate partner violence (composite)	47.6%	40.4%	9.4%	6.4%
Threats of physical violence	31.0%	25.6%	5.8%	3.0%
Physical violence	44.8%	39.6%	8.6%	5.9%
Sexual violence (composite)	37.1%	33.1%	4.3%	2.9%
Alcohol- or drug-involved sexual assault	26.8%	22.6%	3.6%	2.0%
Forcible sexual assault	25.6%	23.5%	2.5%	1.6%
Any Violence (composite)	58.6%	50.3%	11.8%	8.1%

Intimate Partner Violence Estimates:

The intimate partner violence composite includes both threats of physical violence and physical violence.

- 40.4% of adult women experienced intimate partner violence in their lifetime (versus 47.6% in 2010).
 - 25.6% experienced threats of physical violence (versus 31.0% in 2010).
 - 39.6% experienced physical violence (versus 44.8% in 2010).
- 6.4% of adult women experienced intimate partner violence in the past year (versus 9.4% in 2010).
 - 3.0% experienced threats of physical violence (versus 5.8% in 2010).
 - 5.9% experienced physical violence (versus 8.6% in 2010).

Sexual Violence Estimates:

The sexual violence composite includes both alcohol- or drug-involved sexual assault and forcible sexual assault.

- 33.1% of adult women experienced sexual violence in their lifetime (versus 37.1% in 2010).
 - 22.6% experienced at least one alcohol- or drug-involved sexual assault (versus 26.8% in 2010).
 - 23.5% experienced at least one forcible sexual assault (versus 25.6% in 2010).
- 2.9% of adult women experienced sexual violence in the past year (versus 4.3% in 2010).
 - 2.0% experienced at least one alcohol- or drug-involved sexual assault (versus 3.6% in 2010).
 - 1.6% experienced at least one forcible sexual assault (versus 2.5% in 2010).

Conclusion

Half of adult women in Alaska have experienced violence in their lifetime, and 1 in 12 have experienced violence in the past year. Four in 10 have experienced intimate partner violence in their lifetime, and 1 in 16 have experienced intimate partner violence in the past year. Three in 10 have experienced sexual violence in their lifetime, and 1 in 34 have experienced sexual violence in the past year. Some women experienced violence more than once.

While the rates of violence against women in the State of Alaska are trending in the right direction, they remain unacceptably high.

Findings from the National Intimate Partner and Sexual Violence Survey

2010-2012 State Report



CDC's National Intimate Partner and Sexual Violence Survey (NISVS) is a national telephone survey that gathers data on sexual violence, stalking, and intimate partner violence in the United States. Started in 2010, the survey collects data from adult women and men on past-year and lifetime experiences of violence. By monitoring sexual violence, stalking, and intimate partner violence at the state and national levels, CDC can better understand the size of the problem, characteristics of the violence, and consequences with the ultimate goal of stopping violence before it occurs.

This report provides data for states to help them better understand the extent of intimate partner, sexual violence, and stalking and to inform state and national efforts to better prevent this violence and support victims when it occurs. For the full report, visit: www.cdc.gov/violenceprevention/nisvs/summaryreports.html.

Key Findings

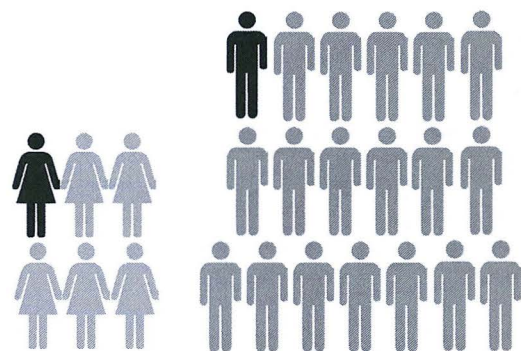
Sexual violence, stalking, and intimate partner violence continue to be public health problems affecting millions of Americans each year. Survey findings underscore the heavy toll of this violence, the young age at which people often experience violence, and the negative health conditions associated with these forms of violence.

The burden of sexual violence, stalking, and intimate partner violence is significant.

- In the U.S., about 1 in 3 women and nearly 1 in 6 men experienced some form of contact sexual violence during their lifetime.
- Nearly 23 million women and 1.7 million men have been the victims of completed or attempted rape at some point in their life.
- An estimated 6.8 million men were made to penetrate another person in their lifetime.
- In the U.S., more than 27% of women and 11% of men have experienced contact sexual violence, physical violence, and/or stalking by an intimate partner in their lifetime and experienced an intimate partner violence-related impact.
- 1 in 6 women and 1 in 19 men experienced stalking at some point during their lifetime.



About **1 in 3** women and **1 in 6** men in the U.S. experienced some form of contact sexual violence during their lifetime.



1 in 6 women and **1 in 19** men in the U.S. experienced stalking at some point during their lifetime.

First experiences among victims of rape and being made to penetrate someone else often happen before the age of 18.

- Of all female victims of completed rape 41% reported that it first occurred prior to age 18.
- Of all female victims of completed rape 30% reported that their first such victimization occurred between the ages of 11 and 17.
- Among reportable states, estimates ranged from 26% to 58% (44 states) for having experienced their first completed rape victimization prior to turning 18.
- Among reportable states, estimates ranged from 21% to 45% (27 states) for first completed rape victimization occurring between the ages of 11 and 17.
- Of all male victims of made to penetrate victimization, 24% reported that it occurred prior to age 18.
- Of all male victims of made to penetrate victimization, 20% reported their first victimization occurred between the ages of 11 and 17.

For victims, the negative impacts and health conditions associated with these forms of violence are extensive.

- More than 27% of women and 11% of men have experienced contact sexual violence, physical violence, and/or stalking by an intimate partner in their lifetime and experienced an intimate partner violence-related impact. Commonly reported negative impacts were feeling fearful (62% women, 18% men), concern for their safety (57% women, 17% men), and symptoms of post-traumatic stress disorder (52% women, 17% men).
- Significantly more women and men with a history of sexual violence or stalking by any perpetrator, or physical violence by an intimate partner, reported asthma, irritable bowel syndrome, frequent headaches, chronic pain, difficulty sleeping, and limitations in their activities compared to women and men without a history of these forms of violence.


Violence Can Be Prevented

CDC works to better understand the problem of violence and to prevent it before it begins. CDC scientists reviewed the prevention literature and considered the best possible evidence available to prevent violence and to lessen harms and future risk. They identified strategies with approaches that states and communities can implement and described how various sectors could support implementation. These technical packages can help communities prioritize prevention based on the best available evidence. CDC has released technical packages on sexual violence, child abuse and neglect, youth violence, and suicide, which can be found here: <http://www.cdc.gov/violenceprevention/pub/technical-packages.html>. An additional technical package on preventing intimate partner violence is under development.

Implications for Prevention

Given the burden of these forms of violence in the lives of Americans, it is important to focus on prevention and identify evidence-based strategies that reduce violence. A comprehensive strategy to prevent sexual violence, stalking, and intimate partner violence requires:

- Prevention efforts start early, and continue through adolescence and adulthood;
- Public health partner with other sectors, such as education, justice, and social services, to implement prevention efforts; and
- Data are used to monitor the extent of the problem and to evaluate the impact of prevention efforts.



About NISVS

NISVS is an ongoing, nationally representative telephone survey that collects detailed information on IPV, SV, and stalking victimization of adult women and men ages 18 and older in the United States. The survey collects data on past-year and lifetime experiences of violence. The Centers for Disease Control and Prevention developed NISVS to better describe and monitor the magnitude of these forms of violence in the United States.