

**02/12/15
OVERVIEW:
OFFICE OF
CHILDREN'S
SERVICES**

<TARGET><BILL></BILL><SUBJECT>02-12-15 OVERVIEW OFFICE
OF CHILDRENS
SERVICES</SUBJECT><COMM>HHSS29</COMM></TARGET>



House Health & Social Services Committee

OCS Division Overview

Christy Lawton | Director
Travis Erickson | Division Operations Manager
Office of Children's Services

FEBRUARY 12, 2015

OCS Division Overview

The mission of the Office of Children's Services is to work in partnership with families and communities to support the well-being of Alaska's children and youth. Services are designed to enhance families' capacities to give their children a healthy start, to provide them with safe and permanent homes, to maintain cultural connections and to help them realize their potential.

- 508 Full-time Positions — 1 Part-time Position
- \$143,709.6 — FY2015 Management Plan
- 5.34% of DHSS FY2015 Operating Budget
- Total service population 11,469




Families We Serve

- Love their children
- Often have their own history of trauma
- Many are experiencing domestic violence, mental illness, or addiction
- Are often angry, emotional, frustrated, and desperate
- Are often new parents with young children
- Are not first time clients of an OCS intervention
- Want to be better parents, do what's best for their children, and improve their lives



Continuum of Care

- Prevention/Early Intervention
- Intake
- Initial Assessment
- Family Services
- Resource Families
- Service Array



Service Population

During SFY2014:

- 15,917 reports were received by OCS for children that were alleged to be maltreated
- 10,592 children and their families were subject to an assessment for child safety
- On any given month there is an average of 600 investigations to initiate that will require case workers to be in the field and in the homes of families across the state







Service Population (continued)


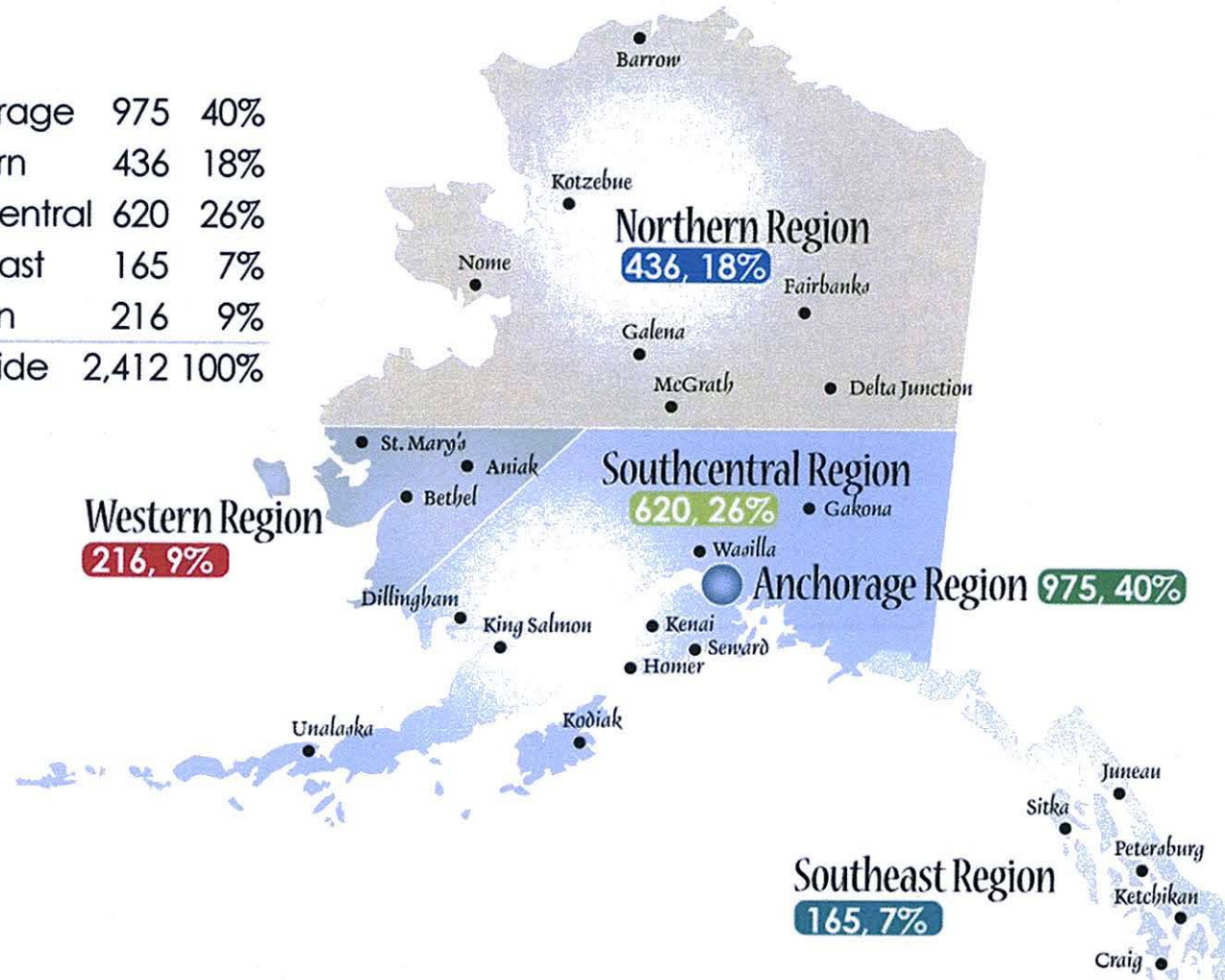
There are approximately 2,400 children are being served through a formal state intervention on any given day in Alaska. The bulk of these children are living in out-of-home care with relatives, licensed foster parents, or in therapeutic/residential settings.

- Every month workers from urban and remote offices drive, fly, or snow machine out to make required monthly contact with kids in their placements as well as separately with their parents wherever they might be living.
- In SFY2014: workers made more than 18,000 visits to children served
- In SFY2014: workers made more than 4,100 visits to their parents



Children in Placement

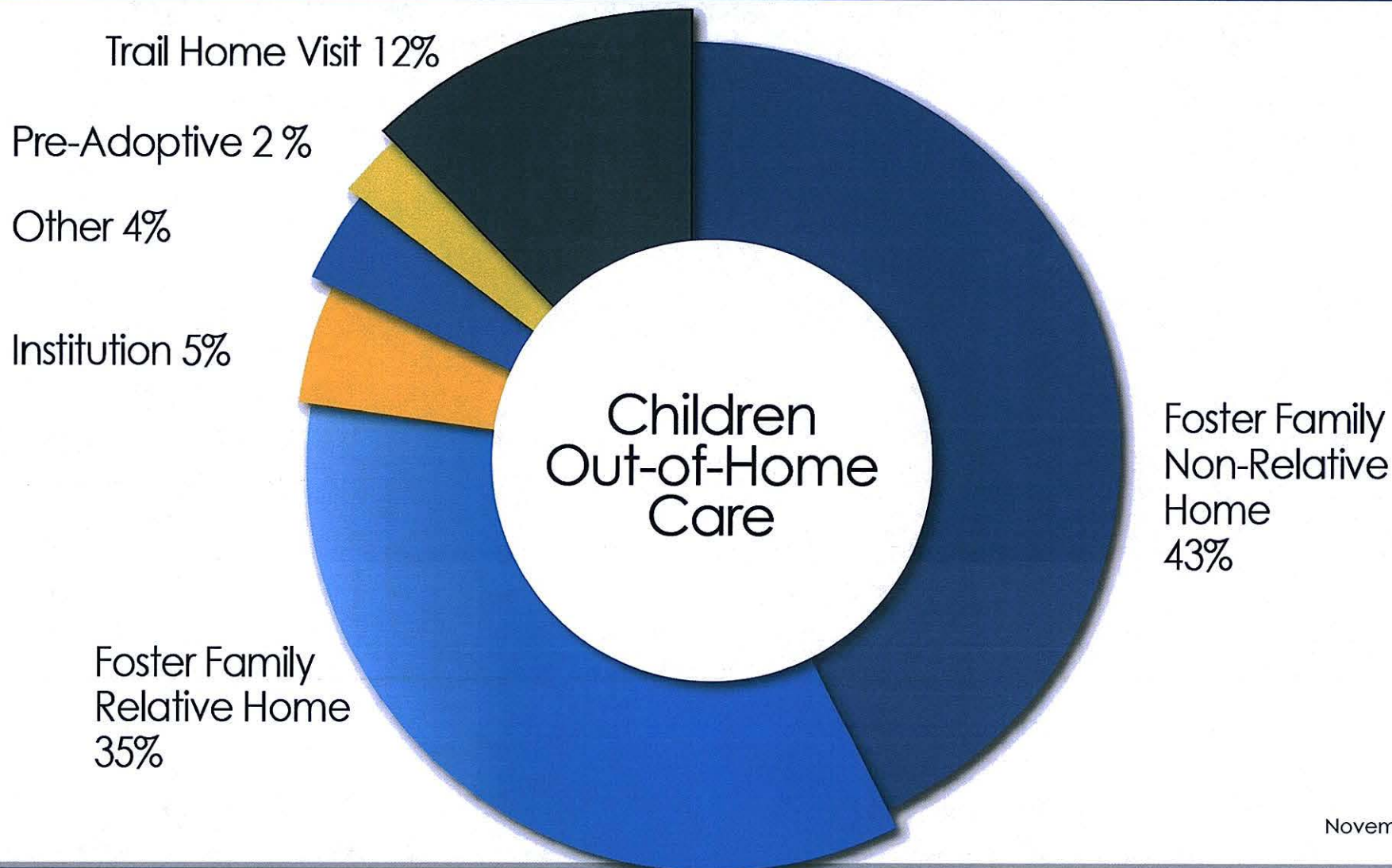
	Anchorage	975	40%
	Northern	436	18%
	Southcentral	620	26%
	Southeast	165	7%
	Western	216	9%
	Statewide	2,412	100%



November 2014



VISION: SAFE CHILDREN, STRONG FAMILIES



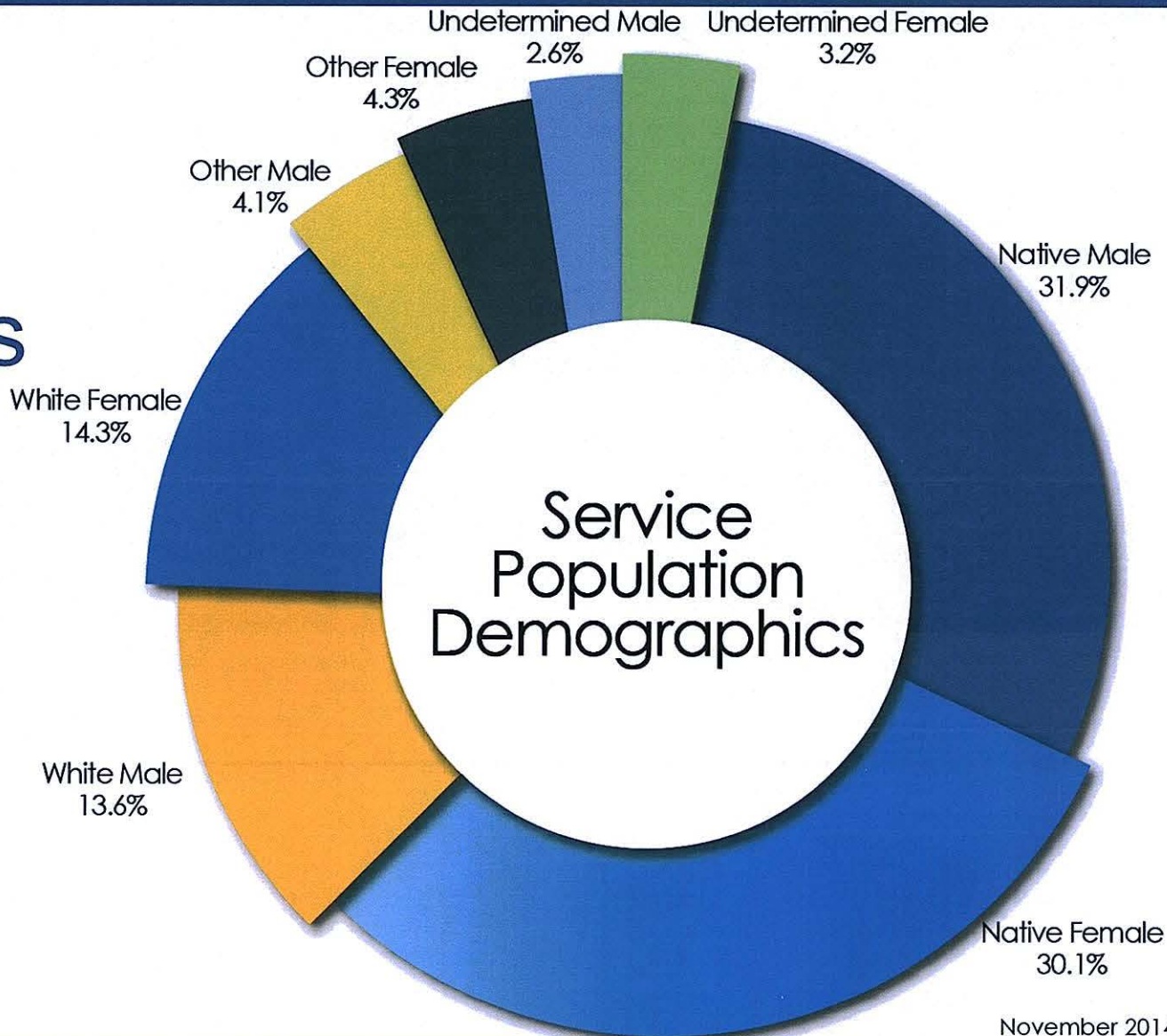
November 2014

Placement Setting	Male	Female	Total	%
Foster Family Non-Relative Home	527	503	1,030	43%
Foster Family Relative Home	389	444	833	35%
Institution	60	52	112	5%
Other	50	56	106	4%
Pre-Adoptive	23	24	47	2%
Trial Home Visit	149	135	284	12%
Total	1,198	1,214	2,412	100%



Service Population Demographics

Native Male	730
Native Female	718
White Male	332
White Female	325
Other Male	74
Other Female	95
Undetermined Male	62
Undetermined Female	76
Total	2,412

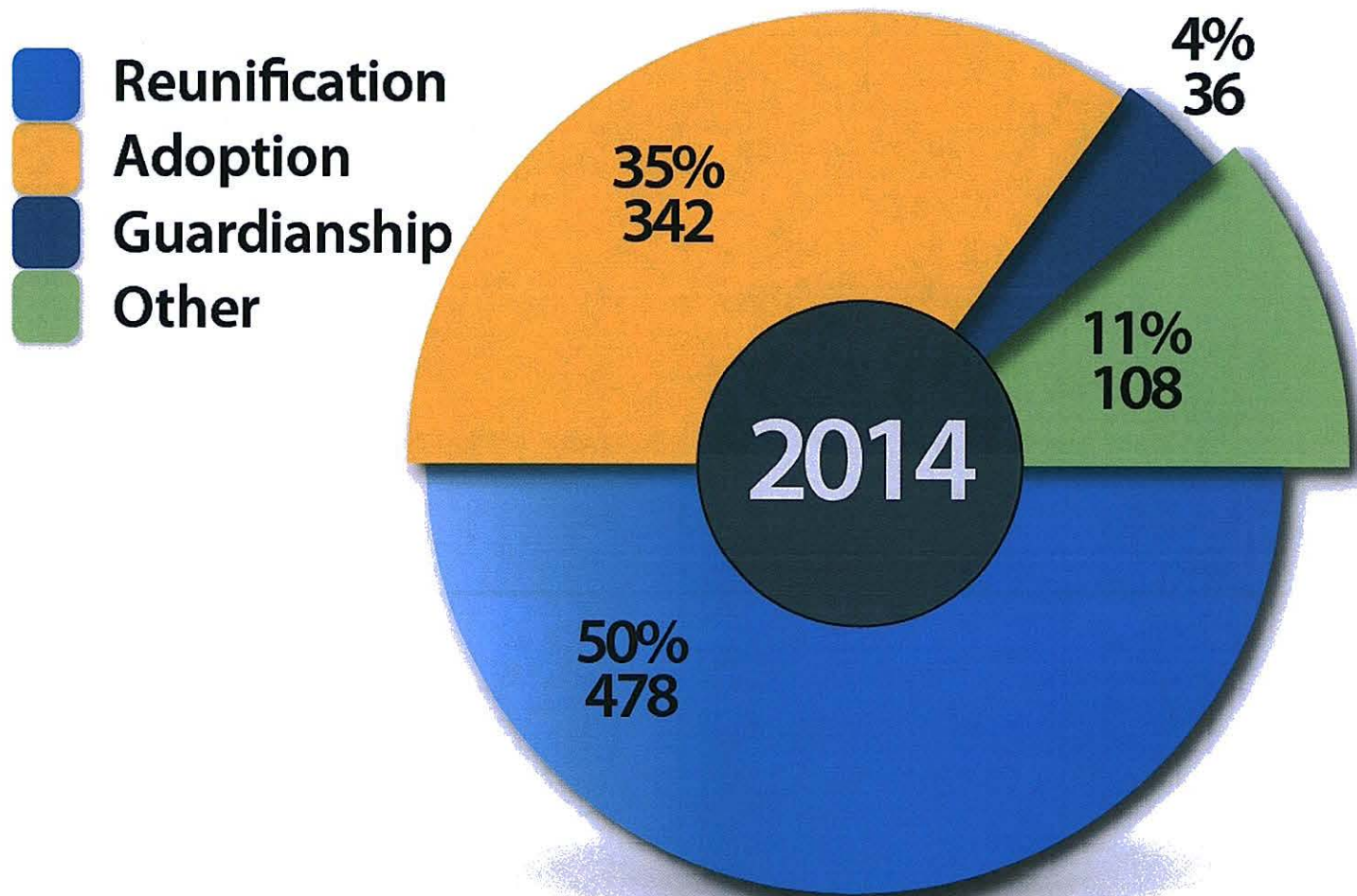


November 2014


All Children in Alaska OCS Out-of-home placement for the month of November, 2014.

Race	Native			White			Other			Undetermined			TOTAL
	Male	Female	Total	Male	Female	Total	Male	Female	Total	Male	Female	Total	
Region													
Anchorage	305	267	572	109	104	213	57	65	122	28	40	68	975
Northern	145	156	301	44	42	86	7	15	22	12	15	27	436
South Central	115	126	241	163	163	326	9	11	20	15	18	33	620
Southeast	57	63	120	16	16	32	1	4	5	6	2	8	165
Western	108	106	214	0	0	0	0	0	0	1	1	2	216
Total	730	718	1,448	332	325	657	74	95	169	62	76	138	2,412

Where do kids go when they leave?



Total Discharge: 964



Calendar Year 2014



VISION: SAFE CHILDREN, STRONG FAMILIES

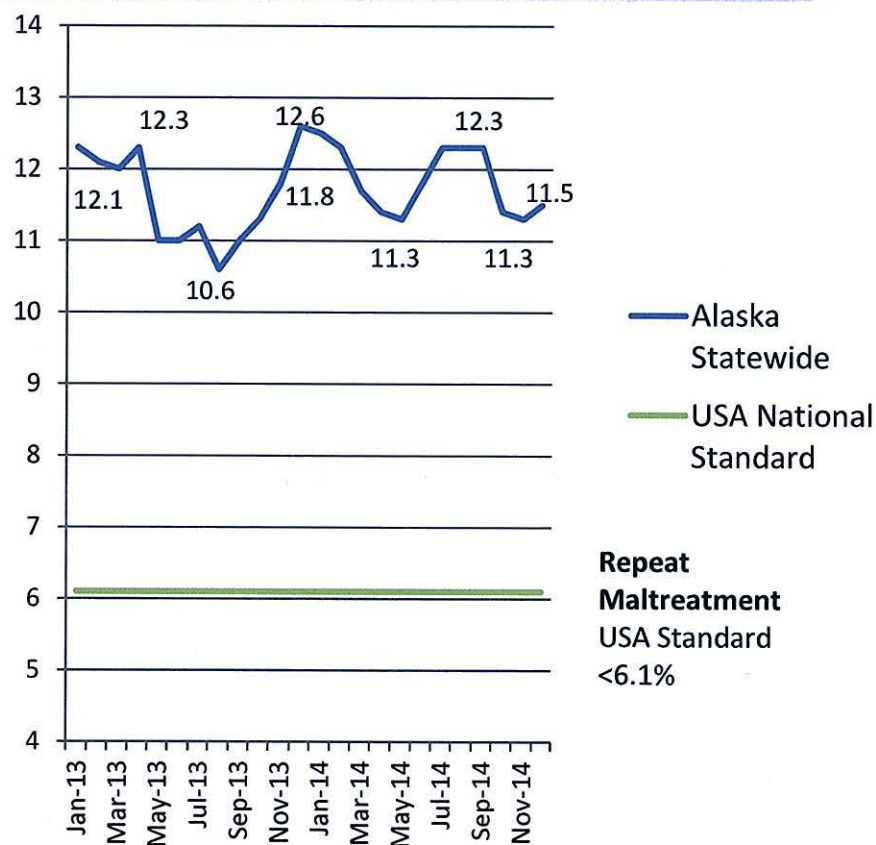
Pressing Concerns

- Disproportionality and disparate outcomes of Alaska Native population in the child welfare system
- Insufficient resources to enhance tribal infrastructure
- Child abuse prevention funding and focus is too little, too late
- Workload and retention
- **Rate of repeat maltreatment**
- Growing foster care population
- Infant/child fatalities
- Insufficient localized services and resources
- Budget Cuts



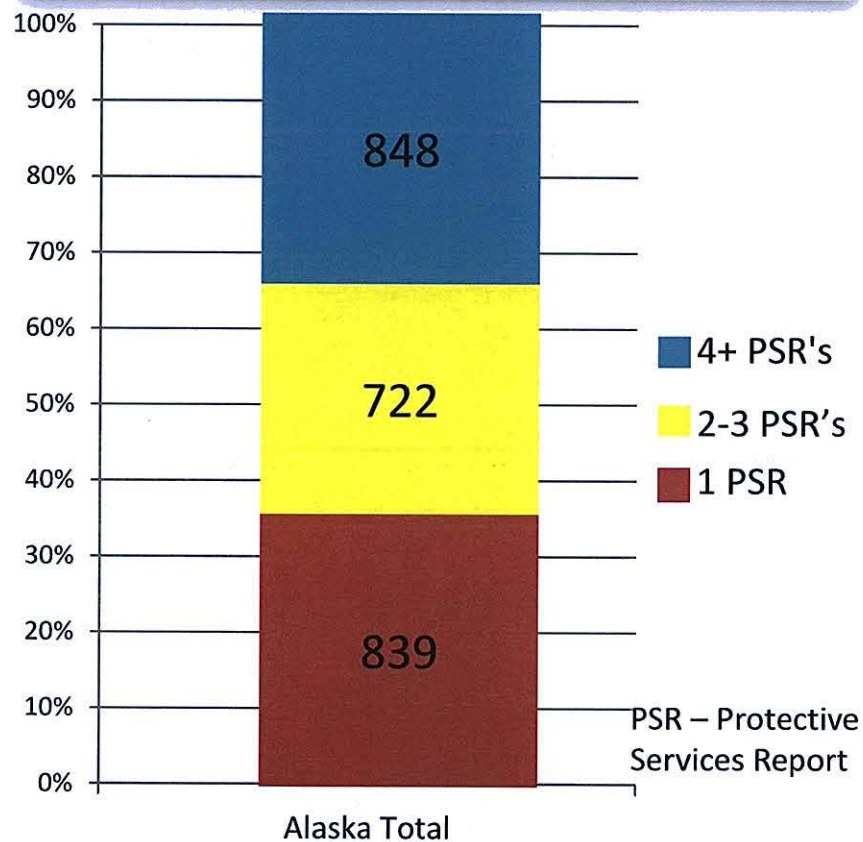
Did our intervention prevent additional maltreatment?

Repeat Maltreatment Calendar Year 2013 - 2014



Repeat Reports

Investigation Snapshot January 26, 2015 N=2409



2014-2019 Priorities for Improvement

1. Assess and Address Risk & Need

- Enhance and improve decisions at intake and initial assessments
- Timely, Quality Case Plans & Permanency Goals
- Resource Family Assessment & Support

2. Timely and Safe Permanent Homes for all Children

- In-Home Services/Resource Linkages/Parent Support
- Team Meeting Restructure
- Early Identification of Relatives

3. Continuous Quality Improvement

- Implementation of CQI Plan



Moving Forward

- Must be more pro-active in our efforts to collaborate with partners in and outside state government
- Kids and families must be served as close to home as possible
- Protecting and supporting Alaska's most vulnerable families should be everyone's priority and responsibility

