

SB

210

<TARGET><BILL>SB 210</BILL><SUBJECT>SB
210</SUBJECT><COMM>HFIN29</COMM></TARGET>

(11)

Date Referred to Committee: April 13, 2016

FURTHER REFERRALS:

Date of Committee Action: 4.16.2016

The FINANCE Committee considered:

CSSB 210(FIN) am

CS FOR SENATE BILL NO. 210(FIN) am

"An Act relating to the community revenue sharing program; and changing the name of the community revenue sharing program to the community assistance program."

SB 210-COMM. REV. SHARING;PROP. TAX EXEMPTIONS

Recommends it be replaced with HCS or CS for CSSB 210 (FIN)
 For Senate Bills with new title: Technical Title New Title: HCR _____ Same Title New Title

- attach amendments
- add new referral to _____ Committee
- Letter of Intent _____ Committee

List of Abbrev for Depts.:
 ADM
 AJS
 CED
 COR
 EED
 DEC
 DFG
 GOV
 DHS
 LWF
 LAW
 LEG
 MVA
 DNR
 DPS
 REV
 DOT
 UA

NEW FISCAL NOTES				
*FN# is assigned by Chief Clerk's Office				
*FN#	List by Dept(s):	Fiscal	Indet.	Zero
	HFIN/ FUND CAP	X		

PREVIOUS FISCAL NOTES				
FN#	List by Dept(s):	Fiscal	Indet.	Zero
1	SPINCE			X

(5) (2) (1)

Signing with recommendations	Printed Last Name	DP	DNP	NR	AM
	SANDLER	X			
	KAYSAN Gert			X	X
	Gattis			X	
	Edgmon	✓			
	Mueoz	—			
Chair:	NEWMAN	✓			
Chair:	THOMPSON	X			

Fiscal Note

State of Alaska
2016 Legislative Session

Bill Version:	CSSB 210(FIN)
Fiscal Note Number:	1
(S) Publish Date:	4/12/2016

Identifier: SB210CS(FIN)-DCCED-DCRA-04-06-16
 Title: COMM. REV. SHARING;PROP. TAX
 EXEMPTIONS
 Sponsor: FINANCE
 Requester: (S) Community and Regional Affairs

Department: Department of Commerce, Community and
 Economic Development
 Appropriation: Community and Regional Affairs
 Allocation: Community and Regional Affairs
 OMB Component Number: 2879

Expenditures/Revenues

Note: Amounts do not include inflation unless otherwise noted below. (Thousands of Dollars)

	FY2017	Included in	Out-Year Cost Estimates				
	Appropriation Requested	Governor's FY2017 Request	FY 2018	FY 2019	FY 2020	FY 2021	FY 2022
OPERATING EXPENDITURES	FY 2017	FY 2017	FY 2018	FY 2019	FY 2020	FY 2021	FY 2022
Personal Services							
Travel							
Services							
Commodities							
Capital Outlay							
Grants & Benefits							
Miscellaneous							
Total Operating	0.0	0.0	0.0	0.0	0.0	0.0	0.0

Fund Source (Operating Only)

None							
Total	0.0	0.0	0.0	0.0	0.0	0.0	0.0

Positions

Full-time							
Part-time							
Temporary							

Change in Revenues							
---------------------------	--	--	--	--	--	--	--

Estimated SUPPLEMENTAL (FY2016) cost: 0.0 *(separate supplemental appropriation required)*
(discuss reasons and fund source(s) in analysis section)

Estimated CAPITAL (FY2017) cost: 0.0 *(separate capital appropriation required)*
(discuss reasons and fund source(s) in analysis section)

ASSOCIATED REGULATIONS

Does the bill direct, or will the bill result in, regulation changes adopted by your agency? **Yes**
 If yes, by what date are the regulations to be adopted, amended or repealed? **01/01/17**

Why this fiscal note differs from previous version:

Senate Finance replaced the department's \$6,100 UGF fiscal note with a zero fiscal note. It is anticipated that the department can absorb the costs within the existing budget. (This is a one-page fiscal note.)

Prepared By: Senator Kelly
Senate Finance Committee
Senator MacKinnon
Senate Finance Committee

Phone: (907)465-3709
 Date: 04/11/2016

**REPORTED OUT OF
SFC 04/11/2016**

Fiscal Note

State of Alaska
2016 Legislative Session

Bill Version: SB 210
Fiscal Note Number: _____
() Publish Date: _____

Identifier: SB210-HFIN-Fund Cap-4-16-16
Title: COMMUNITY REVENUE SHARING/ASSISTANCE
Sponsor: FINANCE
Requester: House Finance

Department: Fund Capitalization
Appropriation: Fund Capitalization (no approps out)
Allocation: Community Revenue Sharing Fund
OMB Component Number: 2907

Expenditures/Revenues

Note: Amounts do not include inflation unless otherwise noted below. (Thousands of Dollars)

	FY2017	Included in	Out-Year Cost Estimates					
	Appropriation Requested	Governor's FY2017 Request	FY 2017	FY 2018	FY 2019	FY 2020	FY 2021	FY 2022
OPERATING EXPENDITURES	FY 2017	FY 2017						
Personal Services								
Travel								
Services								
Commodities								
Capital Outlay								
Grants & Benefits								
Miscellaneous	13,555.5							
Total Operating	13,555.5	0.0	0.0	0.0	0.0	0.0	0.0	0.0

Fund Source (Operating Only)

1169 PCE Endow	13,555.5							
Total	13,555.5	0.0	0.0	0.0	0.0	0.0	0.0	0.0

Positions

Full-time								
Part-time								
Temporary								

Change in Revenues								
---------------------------	--	--	--	--	--	--	--	--

Estimated SUPPLEMENTAL (FY2016) cost: 0.0 *(separate supplemental appropriation required)*
(discuss reasons and fund source(s) in analysis section)

Estimated CAPITAL (FY2017) cost: 0.0 *(separate capital appropriation required)*
(discuss reasons and fund source(s) in analysis section)

ASSOCIATED REGULATIONS

Does the bill direct, or will the bill result in, regulation changes adopted by your agency? No
If yes, by what date are the regulations to be adopted, amended or repealed?

Why this fiscal note differs from previous version:

Initial Version - This fiscal note capitalizes the Community Revenue Sharing Fund (changed to Community Assistance Fund if this legislation is adopted) in FY17 with \$13,555.5 from the PCE Endowment Fund to allow a Community Assistance distribution of \$30 million in FY18.

Prepared By: Representative Neuman
House Finance Committee
Representative Thompson
House Finance Committee

Phone: (907)465-2679
Date: 04/16/2016

Community Assistance Funding				
Year	BoY Balance	Payment	Deposit	EoY Balance
FY14	180	(60.0)	60.0	180
FY15	180	(60.0)	52.0	172
FY16	172	(57.3)	-	115
FY17	115	(38.2)	13.6	90
FY18	90	(30.0)	30.0	90
FY19	90	(30.0)	30.0	90
FY20	90	(30.0)	30.0	90
FY21	90	(30.0)	30.0	90
FY22	90	(30.0)	30.0	90
FY23	90	(30.0)	30.0	90
FY24	90	(30.0)	30.0	90
FY25	90	(30.0)	30.0	90

HOUSE CS FOR CS FOR SENATE BILL NO. 210(FIN)
IN THE LEGISLATURE OF THE STATE OF ALASKA
TWENTY-NINTH LEGISLATURE - SECOND SESSION

BY THE HOUSE FINANCE COMMITTEE

Offered:
Referred:

Sponsor(s): SENATE FINANCE COMMITTEE

A BILL
FOR AN ACT ENTITLED

1 "An Act relating to the community revenue sharing program; changing the name of the
2 community revenue sharing program to the community assistance program; and
3 providing for an effective date."

4 BE IT ENACTED BY THE LEGISLATURE OF THE STATE OF ALASKA:

5 * Section 1. AS 29.20.640(b) is amended to read:

6 (b) Compliance with the provisions of this section is a prerequisite to receipt
7 of community assistance [REVENUE SHARING] under AS 29.60.850 - 29.60.879. If
8 a municipality does not comply with this section, the department shall withhold the
9 allocations until the required reports are filed.

10 * Sec. 2. AS 29.45.020 is amended to read:

11 Sec. 29.45.020. Taxpayer notice. (a) If a municipality levies and collects
12 property taxes, the governing body shall provide the following notice:

13 "NOTICE TO TAXPAYER

14 For the current fiscal year the (city)(borough) has been allocated the

1 following amount of state aid for school and municipal purposes under
 2 the applicable financial assistance Acts:

3	PUBLIC SCHOOL FUNDING PROGRAM (AS 14.17)	\$
4	STATE AID FOR RETIREMENT OF SCHOOL	\$
5	CONSTRUCTION DEBT (AS 14.11.100)	
6	COMMUNITY <u>ASSISTANCE</u>	\$
7	[REVENUE SHARING]	
8	PROGRAM (AS 29.60.850 - 29.60.879)	
9	TOTAL AID	\$

10 The millage equivalent of this state aid, based on the dollar value of a
 11 mill in the municipality during the current assessment year and for the
 12 preceding assessment year, is:

	MILLAGE EQUIVALENT	
	PREVIOUS YEAR	THIS YEAR
13		
14		
15	PUBLIC SCHOOL FUNDING	...MILLS ...MILLS
16	PROGRAM ASSISTANCE	
17	STATE AID FOR RETIREMENT	...MILLS ...MILLS
18	OF SCHOOL CONSTRUCTION	
19	DEBT	
20	COMMUNITY <u>ASSISTANCE</u>	...MILLS ...MILLS
21	[REVENUE SHARING]	
22	PROGRAM	
23	TOTAL MILLAGE EQUIVALENT	...MILLS ...MILLS"

24 Notice shall be provided by

25 (1) furnishing a copy of the notice with tax statements mailed for the
 26 fiscal year for which aid is received; or

27 (2) publishing in a newspaper of general circulation in the municipality
 28 a copy of the notice once each week for a period of three successive weeks, with
 29 publication to occur not later than 45 days after the final adoption of the municipality's
 30 budget.

31 (b) Compliance with the provisions of this section is a prerequisite to receipt

1 of community assistance [REVENUE SHARING] under AS 29.60.850 - 29.60.879.
 2 The department shall withhold annual allocations under those sections until municipal
 3 officials demonstrate that the requirements of this section have been met.

4 * **Sec. 3.** AS 29.45.660(b) is amended to read:

5 (b) Compliance with the provisions of this section is a prerequisite to receipt
 6 of community assistance [REVENUE SHARING] under AS 29.60.850 - 29.60.879.
 7 The department shall withhold annual allocations under those sections until municipal
 8 officials demonstrate that the requirements of this section have been met.

9 * **Sec. 4.** AS 29.60.810 is amended to read:

10 **Sec. 29.60.810. Grant applications.** A municipality or regional housing
 11 authority that owns a harbor facility may submit to the Department of Transportation
 12 and Public Facilities an application for a harbor facility grant to be used for
 13 construction, expansion, major repair, or major maintenance of a harbor facility. The
 14 application must include information about the project requested by the department.
 15 For a proposed project to be eligible for a grant, the municipality or regional housing
 16 authority must provide evidence acceptable to the department that the

17 (1) proposed project is a capital improvement project and not part of a
 18 preventive maintenance program or regular custodial care program;

19 (2) municipality or regional housing authority will provide 50 percent
 20 of the total project cost as matching funds for the state grant and that money received
 21 by the municipality or regional housing authority from the state will not be used for
 22 the matching funds except money received under

23 (A) AS 29.60.850 - 29.60.879 (community assistance
 24 [REVENUE SHARING] program);

25 (B) AS 29.60.450, AS 43.75.130, and 43.75.137 (shared
 26 fisheries business taxes);

27 (C) AS 43.52.200 - 43.52.295 (excise tax on overnight
 28 accommodations on commercial passenger vessels); and

29 (D) a transfer agreement between the state and a municipality
 30 for [PURSUANT TO] a sale under AS 35.10.120;

31 (3) municipality or regional housing authority has secured and will

1 maintain adequate property loss insurance for the replacement cost of the harbor
2 facility or has an adequate program of insurance;

3 (4) municipality or regional housing authority has a preventive
4 maintenance plan for the harbor facility and will be adequately adhering to the
5 preventive maintenance plan after completion of the proposed project.

6 * **Sec. 5.** AS 29.60.850(a) is amended to read:

7 (a) The community assistance [REVENUE SHARING] fund is established in
8 the general fund for the purpose of making community assistance [REVENUE
9 SHARING] payments to municipalities, reserves, and communities for any public
10 purpose. The fund consists of appropriations. Income earned on money in the fund
11 may be appropriated to the fund. Money in the fund does not lapse.

12 * **Sec. 6.** AS 29.60.850(b) is amended to read:

13 (b) Each fiscal year, the legislature may appropriate to the community
14 assistance [REVENUE SHARING] fund money received by the state during the
15 previous calendar year under AS 43.20.030(c). The amount may not exceed the
16 greater of

17 (1) \$30,000,000 [\$60,000,000]; or

18 (2) the amount that, when added to the fund balance on June 30 of the
19 previous fiscal year, equals \$90,000,000 [\$180,000,000].

20 * **Sec. 7.** AS 29.60.850(c) is amended to read:

21 (c) The balance in the community assistance [REVENUE SHARING] fund
22 shall be determined on June 30 of each year. If the fund balance is at least \$15,000,000
23 [\$60,000,000], without further appropriation, the department shall distribute one-third
24 of that amount as community assistance [REVENUE SHARING] payments for the
25 immediately following fiscal year. Otherwise, no payments may be made.

26 * **Sec. 8.** AS 29.60.855 is amended to read:

27 **Sec. 29.60.855. Basic community assistance [REVENUE SHARING]**
28 **payments.** (a) The [DEPARTMENT SHALL CALCULATE THE] basic amount
29 used for determining the basic community assistance [REVENUE SHARING]
30 payment for a fiscal year [BY APPLYING THE FOLLOWING FORMULA: THE
31 AMOUNT AVAILABLE FOR PAYMENTS FOR THAT FISCAL YEAR UNDER

1 AS 29.60.850(c), MINUS 60,000,000, DIVIDED BY 60,000,000, PLUS ONE,
 2 MULTIPLIED BY 384,000. HOWEVER, IF THE AMOUNT CALCULATED IS
 3 LESS THAN \$220,000, THE BASIC AMOUNT FOR THAT FISCAL YEAR] is
 4 \$300,000 [\$220,000]. However, if the amount available for payments for that
 5 fiscal year under AS 29.60.850(c) is less than the amount necessary to make the
 6 payments under (b) of this section, the department shall reduce the basic amount
 7 pro rata.

8 (b) Except as provided in (c) of this section, the basic community assistance
 9 [REVENUE SHARING] payment for a fiscal year equals, for each

10 (1) unified municipality, the sum of the amounts calculated under (2)
 11 and (3) of this subsection, rounded to the nearest dollar [\$1,000];

12 (2) borough, the basic amount, rounded to the nearest dollar [\$1,000];

13 (3) city and eligible reserve, one-fourth of the basic amount, rounded
 14 to the nearest dollar [\$100];

15 (4) eligible community in the unorganized borough, one-twelfth of the
 16 basic amount, rounded to the nearest dollar [\$100];

17 (5) eligible community in a unified municipality or borough, one-
 18 nineteenth of the basic amount, rounded to the nearest dollar [\$100].

19 (c) The basic community assistance [REVENUE SHARING] payment
 20 amount for a succeeding municipality formed when two or more municipalities merge,
 21 consolidate, or unify after January 1, 2002, equals the sum of the amounts each of the
 22 former municipalities would receive under (b) of this section calculated as if the
 23 merger, consolidation, or unification had not occurred.

24 * **Sec. 9.** AS 29.60.860(a) is amended to read:

25 (a) Subject to (b) of this section, if the amount available for distribution under
 26 AS 29.60.850(c) exceeds the amount needed to fully fund all the basic community
 27 assistance [REVENUE SHARING] payments, the balance shall be distributed on a
 28 per capita basis to municipalities, to reserves, and to communities in the unorganized
 29 borough.

30 * **Sec. 10.** AS 29.60.860(b) is amended to read:

31 (b) The per capita amount distributed to each community in the unorganized

1 borough may not, when added to the basic community assistance [REVENUE
2 SHARING] payment for that community, exceed the basic amount calculated under
3 AS 29.60.855(b)(3). If the per capita distribution for a community in the unorganized
4 borough, when added to the basic community assistance [REVENUE SHARING]
5 payment for that community, would exceed the basic amount calculated under
6 AS 29.60.855(b)(3), the excess amount shall be distributed on a per capita basis to
7 other communities in the unorganized borough.

8 * **Sec. 11.** AS 29.60.865 is amended to read:

9 **Sec. 29.60.865. Eligibility requirements for reserves and communities.** (a)

10 The department, with advice from the Department of Law, shall determine whether
11 there is in each community or reserve an incorporated nonprofit entity or a Native
12 village council that will agree to receive and spend the community assistance
13 [REVENUE SHARING] payment. If there is more than one qualified entity in a
14 reserve or community in the unorganized borough, the department shall pay the money
15 to the entity that the department finds most qualified to receive and spend the money
16 on behalf of the reserve or community. The department may not make a community
17 assistance [REVENUE SHARING] payment to a Native village council unless the
18 council waives immunity from suit for claims arising out of activities of the council
19 related to the payment. A waiver of immunity from suit under this section must be on
20 a form provided by the Department of Law. If there is no qualified incorporated
21 nonprofit entity or Native village council in a reserve or community that is willing to
22 receive the community assistance [REVENUE SHARING] payment and use the
23 payment on behalf of that reserve or community, the payment for that reserve or
24 community may not be paid. Neither this section nor any action taken under it enlarges
25 or diminishes the governmental authority or jurisdiction of a Native village council.

26 (b) The department may make a community assistance [REVENUE
27 SHARING] payment on behalf of a community in a borough or unified municipality
28 only to the municipality for payment by the municipality to an incorporated nonprofit
29 entity or Native village council that has been approved by the assembly and meets the
30 requirements of (a) of this section. The department shall have written evidence of the
31 assembly approval. If there is more than one qualified entity in a community in a

1 borough or unified municipality, one of the entities may receive the entire payment, or
2 the payment may be shared between two or more of the qualified entities, as
3 determined by the assembly.

4 (c) A community in a borough or unified municipality is eligible for a
5 community assistance [REVENUE SHARING] payment only if at least three of the
6 following services are generally available to all residents of the community and each
7 of the three services, in any combination, are provided by one or more qualifying
8 incorporated nonprofit entities or a Native village council or are substantially paid for
9 by the residents of the community through taxes, charges, or assessments levied or
10 authorized by the borough or unified municipality:

- 11 (1) fire protection;
- 12 (2) emergency medical;
- 13 (3) water and sewer;
- 14 (4) solid waste management;
- 15 (5) public road or ice road maintenance;
- 16 (6) public health;
- 17 (7) search and rescue.

18 * **Sec. 12.** AS 29.71.040(h)(2) is amended to read:

19 (2) "state money" includes state reimbursement to municipalities for
20 school or related construction, foundation funding for education, municipal assistance,
21 community assistance, revenue sharing, and state funds for capital projects.

22 * **Sec. 13.** AS 36.10.090(b) is amended to read:

23 (b) A local government or school district covered by the provisions of this
24 chapter that is found to be in violation of these provisions may be required to forfeit
25 all or part of the state aid made available for the project in which the violation occurs
26 and in addition may be denied up to 12 months of state community assistance
27 [REVENUE SHARING] or public school funding. A state department or agency head
28 found to be in violation of this chapter may be required to forfeit the position of
29 department or agency head.

30 * **Sec. 14.** AS 36.10.125(c) is amended to read:

31 (c) In an action brought under (b) of this section, the court may, in its

1 discretion, order denial of state community assistance, revenue sharing, or public
2 school funding, forfeiture of office or position, or injunctive or other relief. If the court
3 finds for the plaintiff in an action brought under (b) of this section, it may award the
4 plaintiff an amount equal to the actual costs and attorney fees incurred by the plaintiff.

5 * **Sec. 15.** AS 36.15.050(h)(3) is amended to read:

6 (3) "state money" includes state reimbursement to school districts for
7 school or related construction, foundation funding for education, municipal assistance,
8 community assistance, revenue sharing, and state funds for capital projects.

9 * **Sec. 16.** AS 44.33.020(a) is amended to read:

10 (a) The Department of Commerce, Community, and Economic Development
11 shall

12 (1) advise and assist local governments;

13 (2) advise the governor and other commissioners on the delivery of
14 government services to rural areas, including services relating to public safety, justice,
15 economic development, natural resource management, education, and public health;

16 (3) make recommendations to the governor and other commissioners
17 about policy changes that would affect rural governments and rural affairs;

18 (4) serve as staff for the Local Boundary Commission;

19 (5) conduct studies and carry out experimental and pilot projects for
20 the purpose of developing solutions to community and regional problems;

21 (6) promote cooperative solutions to problems affecting more than one
22 community or region, including joint service agreements, regional compacts, and other
23 forms of cooperation;

24 (7) serve as a clearinghouse for information useful in solution of
25 community and regional problems, and channel to the appropriate authority requests
26 for information and services;

27 (8) advise and assist community and regional governments on matters
28 of finance, including but not limited to bond marketing and procurement of federal
29 funds;

30 (9) prepare suggested guidelines relating to the content of notice of
31 bond sale advertisements, prospectuses, and other bonding matters issued by local

1 governments;

2 (10) administer state funds appropriated for the benefit of unorganized
3 regions within the state, allowing for maximum participation by local advisory
4 councils and similar bodies;

5 (11) as assigned through a delegation by the governor, administer and
6 implement the state's role in the federal community development quota program
7 established under 16 U.S.C. 1855(i) or a successor federal program; the department
8 may adopt regulations under a delegation from the governor to implement duties under
9 this paragraph;

10 (12) carry out those administrative functions in the unorganized
11 borough that the legislature may prescribe;

12 (13) study existing and proposed laws and state activities that affect
13 community and regional affairs and submit to the governor recommended changes in
14 those laws and activities;

15 (14) coordinate activities of the state that affect community and
16 regional affairs;

17 (15) assist in the development of new communities and serve as the
18 agent of the state for purposes of participation in federal programs relating to new
19 communities;

20 (16) supervise planning, management, and other activities required for
21 local eligibility for financial aid under those federal and state programs that provide
22 assistance to community and regional governments;

23 (17) advise and assist municipalities on procedures of assessment,
24 valuation, and taxation, and notify municipalities of major errors in those procedures;

25 (18) apply for, receive, and use funds from federal and other sources,
26 public or private, for use in carrying out the powers and duties of the department;

27 (19) request and utilize the resources of other agencies of state
28 government in carrying out the purposes of this chapter to the extent the [SUCH]
29 utilization is more efficient than maintaining departmental staff, reimbursing the other
30 agencies when appropriate;

31 (20) administer state and, as appropriate, federal programs for revenue

1 sharing, community assistance, grants, and other forms of financial assistance to
2 community and regional governments;

3 (21) administer the state programs relating to commerce or community
4 development, enforce the laws relating to these programs, and adopt regulations under
5 these laws;

6 (22) register corporations;

7 (23) collect corporation franchise taxes;

8 (24) enforce state laws regulating public utilities and other public
9 service enterprises, banking and securities, insurance, and other businesses and
10 enterprises touched with a public interest;

11 (25) make veterans' loans;

12 (26) furnish the budgeting, clerical, and administrative services for
13 regulatory agencies and professional and occupational licensing boards not otherwise
14 provided for;

15 (27) conduct studies, enter into contracts and agreements, and make
16 surveys relating to the economic development of the state and, when appropriate,
17 assemble, analyze, and disseminate the findings obtained;

18 (28) provide factual information and technical assistance for potential
19 industrial and commercial investors;

20 (29) receive gifts, grants, and other aid that facilitate the powers and
21 duties of the department from agencies and instrumentalities of the United States or
22 other public or private sources;

23 (30) establish and activate programs to achieve balanced economic
24 development in the state and advise the governor on economic development policy
25 matters;

26 (31) formulate a continuing program for basic economic development
27 and for the necessary promotion, planning, and research that will advance the
28 economic development of the state;

29 (32) cooperate with private, governmental, and other public institutions
30 and agencies in the execution of economic development programs;

31 (33) review the programs and annual reports of other departments and

1 agencies as they are related to economic development and prepare an annual report on
2 the economic growth of the state;

3 (34) administer the economic development programs of the state;

4 (35) perform all other duties and powers necessary or proper in
5 relation to economic development and planning for the state;

6 (36) request tourism-related businesses in the state to provide data
7 regarding occupancy levels, traffic flow and gross receipts and to participate in visitor
8 surveys conducted by the department; data collected under this paragraph that
9 discloses the particulars of an individual business is not a matter of public record and
10 shall be kept confidential; however, this restriction does not prevent the department
11 from using the data to formulate tourism economic impact information including
12 expenditure patterns, tax receipts and fees, employment and income attributable to
13 tourism, and other information considered relevant to the planning, evaluation, and
14 policy direction of tourism in the state;

15 (37) provide administrative and budgetary services to the Real Estate
16 Commission under AS 08.88 as requested by the commission;

17 (38) sell at cost, to the extent possible, publications and promotional
18 materials developed by the department;

19 (39) as delegated by the governor, administer under 16 U.S.C. 1856
20 the internal waters foreign processing permit procedures and collect related fees;

21 (40) administer state laws relating to the issuance of business licenses;

22 (41) comply with AS 15.07.055 to serve as a voter registration agency
23 to the extent required by state and federal law, including 42 U.S.C. 1973gg (National
24 Voter Registration Act of 1993);

25 (42) [REPEALED

26 (43)] carry out other functions and duties, consistent with law,
27 necessary or appropriate to accomplish the purpose of this chapter;

28 (43) [(44)] administer the Alaska BIDCO assistance program under
29 AS 37.17.500 - 37.17.690 and adopt regulations to carry out the provisions of those
30 statutes;

31 (44) [(45)] supply necessary clerical and administrative services for the

1 Alcoholic Beverage Control Board and the Marijuana Control Board.

2 * **Sec. 17.** AS 46.07.080(2) is amended to read:

3 (2) "village" means

4 (A) a second class city;

5 (B) a first class city with a population of less than 1,000;

6 (C) a home rule municipality with a population of less than
7 1,000;

8 (D) the Annette Island Reserve established by 25 U.S.C. 495
9 for the Metlakatla Indian Community;

10 (E) a community with a population between 25 and 1,000 that
11 is represented by

12 (i) a council organized under 25 U.S.C. 476 (sec. 16 of
13 the Indian Reorganization Act);

14 (ii) a traditional village council recognized by the
15 United States as eligible for federal aid to Indians; or

16 (iii) an incorporated nonprofit entity or Native village
17 council that the Department of Commerce, Community, and Economic
18 Development, with advice from the Department of Law, has
19 determined is eligible to receive and spend a community assistance
20 [REVENUE SHARING] payment under AS 29.60.865, if the
21 incorporated nonprofit entity or Native village council agrees to act as a
22 village governing body for the purposes of this chapter and provides for
23 the ongoing maintenance of a project funded under this chapter.

24 * **Sec. 18.** This Act takes effect January 1, 2017.

ADOPTED
4-16-16

29-LS1593\N
Shutts
4/14/16

HOUSE CS FOR CS FOR SENATE BILL NO. 210(FIN)
IN THE LEGISLATURE OF THE STATE OF ALASKA
TWENTY-NINTH LEGISLATURE - SECOND SESSION

BY THE HOUSE FINANCE COMMITTEE

Offered:
Referred:

Sponsor(s): SENATE FINANCE COMMITTEE

A BILL

FOR AN ACT ENTITLED

1 **"An Act relating to the community revenue sharing program; changing the name of the**
2 **community revenue sharing program to the community assistance program; and**
3 **providing for an effective date."**

4 **BE IT ENACTED BY THE LEGISLATURE OF THE STATE OF ALASKA:**

5 * **Section 1.** AS 29.20.640(b) is amended to read:

6 (b) Compliance with the provisions of this section is a prerequisite to receipt
7 of community assistance [REVENUE SHARING] under AS 29.60.850 - 29.60.879. If
8 a municipality does not comply with this section, the department shall withhold the
9 allocations until the required reports are filed.

10 * **Sec. 2.** AS 29.45.020 is amended to read:

11 **Sec. 29.45.020. Taxpayer notice.** (a) If a municipality levies and collects
12 property taxes, the governing body shall provide the following notice:

13 "NOTICE TO TAXPAYER

14 For the current fiscal year the (city)(borough) has been allocated the

1	following amount of state aid for school and municipal purposes under	
2	the applicable financial assistance Acts:	
3	PUBLIC SCHOOL FUNDING PROGRAM (AS 14.17)	\$
4	STATE AID FOR RETIREMENT OF SCHOOL	\$
5	CONSTRUCTION DEBT (AS 14.11.100)	
6	COMMUNITY <u>ASSISTANCE</u>	\$
7	[REVENUE SHARING]	
8	PROGRAM (AS 29.60.850 - 29.60.879)	
9	TOTAL AID	\$

10 The millage equivalent of this state aid, based on the dollar value of a
 11 mill in the municipality during the current assessment year and for the
 12 preceding assessment year, is:

	MILLAGE EQUIVALENT	
	PREVIOUS YEAR	THIS YEAR
13		
14		
15	PUBLIC SCHOOL FUNDING	...MILLS ...MILLS
16	PROGRAM ASSISTANCE	
17	STATE AID FOR RETIREMENT	...MILLS ...MILLS
18	OF SCHOOL CONSTRUCTION	
19	DEBT	
20	COMMUNITY <u>ASSISTANCE</u>	...MILLS ...MILLS
21	[REVENUE SHARING]	
22	PROGRAM	
23	TOTAL MILLAGE EQUIVALENT	...MILLS ...MILLS"

24 Notice shall be provided by

25 (1) furnishing a copy of the notice with tax statements mailed for the
 26 fiscal year for which aid is received; or

27 (2) publishing in a newspaper of general circulation in the municipality
 28 a copy of the notice once each week for a period of three successive weeks, with
 29 publication to occur not later than 45 days after the final adoption of the municipality's
 30 budget.

31 (b) Compliance with the provisions of this section is a prerequisite to receipt

1 of community assistance [REVENUE SHARING] under AS 29.60.850 - 29.60.879.
2 The department shall withhold annual allocations under those sections until municipal
3 officials demonstrate that the requirements of this section have been met.

4 * **Sec. 3.** AS 29.45.660(b) is amended to read:

5 (b) Compliance with the provisions of this section is a prerequisite to receipt
6 of community assistance [REVENUE SHARING] under AS 29.60.850 - 29.60.879.
7 The department shall withhold annual allocations under those sections until municipal
8 officials demonstrate that the requirements of this section have been met.

9 * **Sec. 4.** AS 29.60.810 is amended to read:

10 **Sec. 29.60.810. Grant applications.** A municipality or regional housing
11 authority that owns a harbor facility may submit to the Department of Transportation
12 and Public Facilities an application for a harbor facility grant to be used for
13 construction, expansion, major repair, or major maintenance of a harbor facility. The
14 application must include information about the project requested by the department.
15 For a proposed project to be eligible for a grant, the municipality or regional housing
16 authority must provide evidence acceptable to the department that the

17 (1) proposed project is a capital improvement project and not part of a
18 preventive maintenance program or regular custodial care program;

19 (2) municipality or regional housing authority will provide 50 percent
20 of the total project cost as matching funds for the state grant and that money received
21 by the municipality or regional housing authority from the state will not be used for
22 the matching funds except money received under

23 (A) AS 29.60.850 - 29.60.879 (community assistance
24 [REVENUE SHARING] program);

25 (B) AS 29.60.450, AS 43.75.130, and 43.75.137 (shared
26 fisheries business taxes);

27 (C) AS 43.52.200 - 43.52.295 (excise tax on overnight
28 accommodations on commercial passenger vessels); and

29 (D) a transfer agreement between the state and a municipality
30 for [PURSUANT TO] a sale under AS 35.10.120;

31 (3) municipality or regional housing authority has secured and will

1 maintain adequate property loss insurance for the replacement cost of the harbor
2 facility or has an adequate program of insurance;

3 (4) municipality or regional housing authority has a preventive
4 maintenance plan for the harbor facility and will be adequately adhering to the
5 preventive maintenance plan after completion of the proposed project.

6 * **Sec. 5.** AS 29.60.850(a) is amended to read:

7 (a) The community **assistance** [REVENUE SHARING] fund is established in
8 the general fund for the purpose of making community **assistance** [REVENUE
9 SHARING] payments to municipalities, reserves, and communities for any public
10 purpose. The fund consists of appropriations. Income earned on money in the fund
11 may be appropriated to the fund. Money in the fund does not lapse.

12 * **Sec. 6.** AS 29.60.850(b) is amended to read:

13 (b) Each fiscal year, the legislature may appropriate to the community
14 **assistance** [REVENUE SHARING] fund money received by the state during the
15 previous calendar year under AS 43.20.030(c). The amount may not exceed **the**
16 **greater of**

17 (1) **\$30,000,000** [\$60,000,000]; or

18 (2) the amount that, when added to the fund balance on June 30 of the
19 previous fiscal year, equals **\$90,000,000** [\$180,000,000].

20 * **Sec. 7.** AS 29.60.850(c) is amended to read:

21 (c) The balance in the community **assistance** [REVENUE SHARING] fund
22 shall be determined on June 30 of each year. If the fund balance is at least **\$15,000,000**
23 [\$60,000,000], without further appropriation, the department shall distribute one-third
24 of that amount as community **assistance** [REVENUE SHARING] payments for the
25 immediately following fiscal year. Otherwise, no payments may be made.

26 * **Sec. 8.** AS 29.60.855 is amended to read:

27 **Sec. 29.60.855. Basic community assistance [REVENUE SHARING]**
28 **payments.** (a) The [DEPARTMENT SHALL CALCULATE THE] basic amount
29 used for determining the basic community **assistance** [REVENUE SHARING]
30 payment for a fiscal year [BY APPLYING THE FOLLOWING FORMULA: THE
31 AMOUNT AVAILABLE FOR PAYMENTS FOR THAT FISCAL YEAR UNDER

1 AS 29.60.850(c), MINUS 60,000,000, DIVIDED BY 60,000,000, PLUS ONE,
2 MULTIPLIED BY 384,000. HOWEVER, IF THE AMOUNT CALCULATED IS
3 LESS THAN \$220,000, THE BASIC AMOUNT FOR THAT FISCAL YEAR] is
4 \$300,000 [\$220,000]. However, if the amount available for payments for that
5 fiscal year under AS 29.60.850(c) is less than the amount necessary to make the
6 payments under (b) of this section, the department shall reduce the basic amount
7 pro rata.

8 (b) Except as provided in (c) of this section, the basic community assistance
9 [REVENUE SHARING] payment for a fiscal year equals, for each

10 (1) unified municipality, the sum of the amounts calculated under (2)
11 and (3) of this subsection, rounded to the nearest dollar [\$1,000];

12 (2) borough, the basic amount, rounded to the nearest dollar [\$1,000];

13 (3) city and eligible reserve, one-fourth of the basic amount, rounded
14 to the nearest dollar [\$100];

15 (4) eligible community in the unorganized borough, one-twelfth of the
16 basic amount, rounded to the nearest dollar [\$100];

17 (5) eligible community in a unified municipality or borough, one-
18 nineteenth of the basic amount, rounded to the nearest dollar [\$100].

19 (c) The basic community assistance [REVENUE SHARING] payment
20 amount for a succeeding municipality formed when two or more municipalities merge,
21 consolidate, or unify after January 1, 2002, equals the sum of the amounts each of the
22 former municipalities would receive under (b) of this section calculated as if the
23 merger, consolidation, or unification had not occurred.

24 * **Sec. 9.** AS 29.60.860(a) is amended to read:

25 (a) Subject to (b) of this section, if the amount available for distribution under
26 AS 29.60.850(c) exceeds the amount needed to fully fund all the basic community
27 assistance [REVENUE SHARING] payments, the balance shall be distributed on a
28 per capita basis to municipalities, to reserves, and to communities in the unorganized
29 borough.

30 * **Sec. 10.** AS 29.60.860(b) is amended to read:

31 (b) The per capita amount distributed to each community in the unorganized

1 borough may not, when added to the basic community assistance [REVENUE
2 SHARING] payment for that community, exceed the basic amount calculated under
3 AS 29.60.855(b)(3). If the per capita distribution for a community in the unorganized
4 borough, when added to the basic community assistance [REVENUE SHARING]
5 payment for that community, would exceed the basic amount calculated under
6 AS 29.60.855(b)(3), the excess amount shall be distributed on a per capita basis to
7 other communities in the unorganized borough.

8 * **Sec. 11.** AS 29.60.865 is amended to read:

9 **Sec. 29.60.865. Eligibility requirements for reserves and communities.** (a)

10 The department, with advice from the Department of Law, shall determine whether
11 there is in each community or reserve an incorporated nonprofit entity or a Native
12 village council that will agree to receive and spend the community assistance
13 [REVENUE SHARING] payment. If there is more than one qualified entity in a
14 reserve or community in the unorganized borough, the department shall pay the money
15 to the entity that the department finds most qualified to receive and spend the money
16 on behalf of the reserve or community. The department may not make a community
17 assistance [REVENUE SHARING] payment to a Native village council unless the
18 council waives immunity from suit for claims arising out of activities of the council
19 related to the payment. A waiver of immunity from suit under this section must be on
20 a form provided by the Department of Law. If there is no qualified incorporated
21 nonprofit entity or Native village council in a reserve or community that is willing to
22 receive the community assistance [REVENUE SHARING] payment and use the
23 payment on behalf of that reserve or community, the payment for that reserve or
24 community may not be paid. Neither this section nor any action taken under it enlarges
25 or diminishes the governmental authority or jurisdiction of a Native village council.

26 (b) The department may make a community assistance [REVENUE
27 SHARING] payment on behalf of a community in a borough or unified municipality
28 only to the municipality for payment by the municipality to an incorporated nonprofit
29 entity or Native village council that has been approved by the assembly and meets the
30 requirements of (a) of this section. The department shall have written evidence of the
31 assembly approval. If there is more than one qualified entity in a community in a

1 borough or unified municipality, one of the entities may receive the entire payment, or
2 the payment may be shared between two or more of the qualified entities, as
3 determined by the assembly.

4 (c) A community in a borough or unified municipality is eligible for a
5 community assistance [REVENUE SHARING] payment only if at least three of the
6 following services are generally available to all residents of the community and each
7 of the three services, in any combination, are provided by one or more qualifying
8 incorporated nonprofit entities or a Native village council or are substantially paid for
9 by the residents of the community through taxes, charges, or assessments levied or
10 authorized by the borough or unified municipality:

- 11 (1) fire protection;
- 12 (2) emergency medical;
- 13 (3) water and sewer;
- 14 (4) solid waste management;
- 15 (5) public road or ice road maintenance;
- 16 (6) public health;
- 17 (7) search and rescue.

18 * **Sec. 12.** AS 29.71.040(h)(2) is amended to read:

19 (2) "state money" includes state reimbursement to municipalities for
20 school or related construction, foundation funding for education, municipal assistance,
21 community assistance, revenue sharing, and state funds for capital projects.

22 * **Sec. 13.** AS 36.10.090(b) is amended to read:

23 (b) A local government or school district covered by the provisions of this
24 chapter that is found to be in violation of these provisions may be required to forfeit
25 all or part of the state aid made available for the project in which the violation occurs
26 and in addition may be denied up to 12 months of state community assistance
27 [REVENUE SHARING] or public school funding. A state department or agency head
28 found to be in violation of this chapter may be required to forfeit the position of
29 department or agency head.

30 * **Sec. 14.** AS 36.10.125(c) is amended to read:

31 (c) In an action brought under (b) of this section, the court may, in its

1 discretion, order denial of state community assistance, revenue sharing, or public
2 school funding, forfeiture of office or position, or injunctive or other relief. If the court
3 finds for the plaintiff in an action brought under (b) of this section, it may award the
4 plaintiff an amount equal to the actual costs and attorney fees incurred by the plaintiff.

5 * **Sec. 15.** AS 36.15.050(h)(3) is amended to read:

6 (3) "state money" includes state reimbursement to school districts for
7 school or related construction, foundation funding for education, municipal assistance,
8 community assistance, revenue sharing, and state funds for capital projects.

9 * **Sec. 16.** AS 44.33.020(a) is amended to read:

10 (a) The Department of Commerce, Community, and Economic Development
11 shall

12 (1) advise and assist local governments;

13 (2) advise the governor and other commissioners on the delivery of
14 government services to rural areas, including services relating to public safety, justice,
15 economic development, natural resource management, education, and public health;

16 (3) make recommendations to the governor and other commissioners
17 about policy changes that would affect rural governments and rural affairs;

18 (4) serve as staff for the Local Boundary Commission;

19 (5) conduct studies and carry out experimental and pilot projects for
20 the purpose of developing solutions to community and regional problems;

21 (6) promote cooperative solutions to problems affecting more than one
22 community or region, including joint service agreements, regional compacts, and other
23 forms of cooperation;

24 (7) serve as a clearinghouse for information useful in solution of
25 community and regional problems, and channel to the appropriate authority requests
26 for information and services;

27 (8) advise and assist community and regional governments on matters
28 of finance, including but not limited to bond marketing and procurement of federal
29 funds;

30 (9) prepare suggested guidelines relating to the content of notice of
31 bond sale advertisements, prospectuses, and other bonding matters issued by local

1 governments;

2 (10) administer state funds appropriated for the benefit of unorganized
3 regions within the state, allowing for maximum participation by local advisory
4 councils and similar bodies;

5 (11) as assigned through a delegation by the governor, administer and
6 implement the state's role in the federal community development quota program
7 established under 16 U.S.C. 1855(i) or a successor federal program; the department
8 may adopt regulations under a delegation from the governor to implement duties under
9 this paragraph;

10 (12) carry out those administrative functions in the unorganized
11 borough that the legislature may prescribe;

12 (13) study existing and proposed laws and state activities that affect
13 community and regional affairs and submit to the governor recommended changes in
14 those laws and activities;

15 (14) coordinate activities of the state that affect community and
16 regional affairs;

17 (15) assist in the development of new communities and serve as the
18 agent of the state for purposes of participation in federal programs relating to new
19 communities;

20 (16) supervise planning, management, and other activities required for
21 local eligibility for financial aid under those federal and state programs that provide
22 assistance to community and regional governments;

23 (17) advise and assist municipalities on procedures of assessment,
24 valuation, and taxation, and notify municipalities of major errors in those procedures;

25 (18) apply for, receive, and use funds from federal and other sources,
26 public or private, for use in carrying out the powers and duties of the department;

27 (19) request and utilize the resources of other agencies of state
28 government in carrying out the purposes of this chapter to the extent the [SUCH]
29 utilization is more efficient than maintaining departmental staff, reimbursing the other
30 agencies when appropriate;

31 (20) administer state and, as appropriate, federal programs for revenue

1 sharing, community assistance, grants, and other forms of financial assistance to
2 community and regional governments;

3 (21) administer the state programs relating to commerce or community
4 development, enforce the laws relating to these programs, and adopt regulations under
5 these laws;

6 (22) register corporations;

7 (23) collect corporation franchise taxes;

8 (24) enforce state laws regulating public utilities and other public
9 service enterprises, banking and securities, insurance, and other businesses and
10 enterprises touched with a public interest;

11 (25) make veterans' loans;

12 (26) furnish the budgeting, clerical, and administrative services for
13 regulatory agencies and professional and occupational licensing boards not otherwise
14 provided for;

15 (27) conduct studies, enter into contracts and agreements, and make
16 surveys relating to the economic development of the state and, when appropriate,
17 assemble, analyze, and disseminate the findings obtained;

18 (28) provide factual information and technical assistance for potential
19 industrial and commercial investors;

20 (29) receive gifts, grants, and other aid that facilitate the powers and
21 duties of the department from agencies and instrumentalities of the United States or
22 other public or private sources;

23 (30) establish and activate programs to achieve balanced economic
24 development in the state and advise the governor on economic development policy
25 matters;

26 (31) formulate a continuing program for basic economic development
27 and for the necessary promotion, planning, and research that will advance the
28 economic development of the state;

29 (32) cooperate with private, governmental, and other public institutions
30 and agencies in the execution of economic development programs;

31 (33) review the programs and annual reports of other departments and

1 agencies as they are related to economic development and prepare an annual report on
2 the economic growth of the state;

3 (34) administer the economic development programs of the state;

4 (35) perform all other duties and powers necessary or proper in
5 relation to economic development and planning for the state;

6 (36) request tourism-related businesses in the state to provide data
7 regarding occupancy levels, traffic flow and gross receipts and to participate in visitor
8 surveys conducted by the department; data collected under this paragraph that
9 discloses the particulars of an individual business is not a matter of public record and
10 shall be kept confidential; however, this restriction does not prevent the department
11 from using the data to formulate tourism economic impact information including
12 expenditure patterns, tax receipts and fees, employment and income attributable to
13 tourism, and other information considered relevant to the planning, evaluation, and
14 policy direction of tourism in the state;

15 (37) provide administrative and budgetary services to the Real Estate
16 Commission under AS 08.88 as requested by the commission;

17 (38) sell at cost, to the extent possible, publications and promotional
18 materials developed by the department;

19 (39) as delegated by the governor, administer under 16 U.S.C. 1856
20 the internal waters foreign processing permit procedures and collect related fees;

21 (40) administer state laws relating to the issuance of business licenses;

22 (41) comply with AS 15.07.055 to serve as a voter registration agency
23 to the extent required by state and federal law, including 42 U.S.C. 1973gg (National
24 Voter Registration Act of 1993);

25 (42) [REPEALED

26 (43)] carry out other functions and duties, consistent with law,
27 necessary or appropriate to accomplish the purpose of this chapter;

28 (43) [(44)] administer the Alaska BIDCO assistance program under
29 AS 37.17.500 - 37.17.690 and adopt regulations to carry out the provisions of those
30 statutes;

31 (44) [(45)] supply necessary clerical and administrative services for the

1 Alcoholic Beverage Control Board and the Marijuana Control Board.

2 * **Sec. 17.** AS 46.07.080(2) is amended to read:

3 (2) "village" means

4 (A) a second class city;

5 (B) a first class city with a population of less than 1,000;

6 (C) a home rule municipality with a population of less than
7 1,000;

8 (D) the Annette Island Reserve established by 25 U.S.C. 495
9 for the Metlakatla Indian Community;

10 (E) a community with a population between 25 and 1,000 that
11 is represented by

12 (i) a council organized under 25 U.S.C. 476 (sec. 16 of
13 the Indian Reorganization Act);

14 (ii) a traditional village council recognized by the
15 United States as eligible for federal aid to Indians; or

16 (iii) an incorporated nonprofit entity or Native village
17 council that the Department of Commerce, Community, and Economic
18 Development, with advice from the Department of Law, has
19 determined is eligible to receive and spend a community assistance
20 [REVENUE SHARING] payment under AS 29.60.865, if the
21 incorporated nonprofit entity or Native village council agrees to act as a
22 village governing body for the purposes of this chapter and provides for
23 the ongoing maintenance of a project funded under this chapter.

24 * **Sec. 18.** This Act takes effect January 1, 2017.

ALASKA STATE LEGISLATURE
SENATE FINANCE COMMITTEE

Senator Anna MacKinnon, Co-Chair
State Capitol, Room 516
Juneau, Alaska 99801-1182
Phone: (907) 465-3777
Sen.Ann.MacKinnon@akleg.gov



Senator Pete Kelly, Co-Chair
State Capitol, Room 518
Juneau, Alaska 99801-1182
Phone: (907) 465-3709
Sen.Pete.Kelly@akleg.gov

**Sponsor Statement
CS Senate Bill 210(FIN) AM**

“An Act relating to the community revenue sharing program; changing the name of the community revenue sharing program to the community assistance program.”

With a \$3.7 billion shortfall for Fiscal Year 2016 and a projected shortfall of \$4 billion for Fiscal Year 2017, the legislature is examining programs that were created to provide assistance to communities when Alaska was experiencing surplus revenues due to the high price of oil. In 2008, the legislature created the Community Revenue Sharing program, which distributes funds to communities to be spent at their discretion. The program was established under the principle that when oil revenues were high, the wealth would be shared with local communities.

Senate Bill 210 proposes changes to the program, allowing for communities to continue to receive assistance through a \$30 million annual program.

ALASKA STATE LEGISLATURE
SENATE FINANCE COMMITTEE

Senator Anna MacKinnon, Co-Chair
State Capitol, Room 516
Juneau, Alaska 99801-1182
Phone: (907) 465-3777
Sen.Anna.MacKinnon@akleg.gov



Senator Pete Kelly, Co-Chair
State Capitol, Room 518
Juneau, Alaska 99801-1182
Phone: (907) 465-3709
Sen.Pete.Kelly@akleg.gov

**Sectional Analysis
CS Senate Bill 210(FIN) AM**

“An Act relating to the community revenue sharing program; changing the name of the community revenue sharing program to the community assistance program.”

- *Section 1: Updates the program name change “community assistance” in AS 29.20.640(b)
- *Section 2: Updates the program name change “community assistance” in AS 29.45.020
- *Section 3: Updates the program name change “community assistance” in AS 29.45.660(b)
- *Section 4: Updates the program name change “community assistance” in AS 29.60.810 (A)
- *Section 5: Updates the program name change “community assistance” in AS 29.60.850(a)
- *Section 6: Updates the program name change “community assistance” in AS 29.60.850(b) and changes the amount the legislature may appropriate to the fund to \$30,000,000 and the amount that when added to the fund balance on June 30 of the previous fiscal year, equals \$90,000,000
- *Section 7: Updates the program name change “community assistance” in AS 29.60.850(c) and reduces the minimum balance to \$15,000,000
- *Section 8: Updates the program name change “community assistance” in AS 29.60.855, directs the department to reduce the basic amount pro rata if the fund balance is less than \$15,000,000, reduces the basic amount to \$300,000, and rounds the community assistance payments to the nearest dollar
- *Section 9: Updates the program name change “community assistance” in AS 29.60.860(a)

- *Section 10: Updates the program name change “community assistance” in AS 29.60.860(b)
- *Section 11: Updates the program name change “community assistance” in AS 29.60.865
- *Section 12: Adds the community assistance program to the definition of “state money” in AS 29.71.040(h)(2) – Procurement Preference
- *Section 13: Updates the program name change “community assistance” in AS 36.10.090(b)
- *Section 14: Adds the community assistance program to AS 36.10.125(c) – employment preferences
- *Section 15: Adds the community assistance program to the definition of “state money” in AS 36.15.050(h)(3) – Alaska Product Preference
- *Section 16: Adds the community assistance program to AS 44.33.020(a) (20) requiring the Department of Commerce, Community and Economic Development to administer the program
- *Section 17: Updates the program name change “community assistance” in AS 46.07.080(2)(iii)



SB 210: Community Assistance Payments FY18-19

FY 17 Approp Required for SB 210: \$13.5 million

Community	2015 EST Population	SB 210 Distribution: \$30 million	Status Quo FY18 Distribution: \$25 million	Status Quo FY19 Distribution: \$0	SB 210 Minus FY18 Status Quo
Anchorage	298,908	4,473,914	4,501,315	-	(27,401)
Matanuska-Susitna Borough	83,479	1,444,744	1,400,325	-	44,419
Fairbanks North Star Borough	64,391	1,182,991	1,130,436	-	52,555
Kenai Peninsula Borough	37,613	815,786	751,817	-	63,969
Juneau	33,277	831,326	745,510	-	85,817
Fairbanks	32,116	515,405	509,094	-	6,311
Sitka	8,929	497,443	401,249	-	96,194
Wasilla	8,468	191,121	174,731	-	16,391
Ketchikan	8,277	188,502	172,030	-	16,472
Kenai	7,229	174,131	157,212	-	16,919
Kodiak Island Borough	6,782	393,001	315,892	-	77,109
Kodiak	6,288	161,227	143,907	-	17,320
Bethel	6,205	160,089	142,734	-	17,355
Palmer	6,135	159,129	141,744	-	17,385
Homer	5,153	145,663	127,859	-	17,804
Ketchikan Gateway Borough	5,088	369,772	291,940	-	77,831
Barrow	4,868	141,755	123,830	-	17,925
Unalaska	4,605	138,148	120,111	-	18,037
Soldotna	4,319	134,226	116,067	-	18,159
Valdez	4,011	130,003	111,712	-	18,290
Nome	3,819	127,370	108,998	-	18,372
Kotzebue	3,267	119,800	101,193	-	18,608
Petersburg Borough	3,179	343,594	264,948	-	78,645
North Slope Borough	2,870	339,356	260,579	-	78,777
Seward	2,740	112,574	93,741	-	18,832
Haines Borough	2,493	409,186	310,249	-	98,937
Wrangell	2,442	408,487	309,528	-	98,959
Dillingham	2,386	107,719	88,736	-	18,983
Cordova	2,321	106,828	87,817	-	19,011
North Pole	2,138	104,318	85,230	-	19,089
Houston	2,096	103,742	84,636	-	19,107
Denali Borough	1,564	321,447	242,114	-	79,333
Metlakatla	1,472	95,185	75,813	-	19,373
Hooper Bay	1,210	91,593	72,108	-	19,484
Craig	1,180	91,181	71,684	-	19,497
Delta Junction	1,100	90,084	70,553	-	19,531
Skagway	1,040	314,261	234,705	-	79,557
Chevak	1,023	89,028	69,464	-	19,564
Northwest Arctic Borough	942	312,918	233,319	-	79,598
Akutan	933	87,794	68,192	-	19,602

SB 210: Community Assistance Payments FY18-19

FY 17 Approp Required for SB 210: \$13.5 million

Community	2015 EST Population	SB 210 Distribution: \$30 million	Status Quo FY18 Distribution: \$25 million	Status Quo FY19 Distribution: \$0	SB 210 Minus FY18 Status Quo
Lake & Peninsula Borough	931	312,767	233,164	-	79,603
Mountain Village	902	87,369	67,754	-	19,616
King Cove	900	87,342	67,725	-	19,616
Togiak	888	87,177	67,556	-	19,622
Bristol Bay Borough	887	312,163	232,541	-	79,622
Selawik	873	86,971	67,344	-	19,628
Sand Point	860	86,793	67,160	-	19,633
Emmonak	827	86,341	66,693	-	19,648
Klawock	820	86,245	66,594	-	19,650
Kwethluk	793	85,874	66,212	-	19,662
Hoonah	783	85,737	66,071	-	19,666
Quinhagak	745	85,216	65,534	-	19,682
Unalakleet	745	85,216	65,534	-	19,682
Savoonga	723	84,914	65,223	-	19,692
Point Hope	711	84,750	65,053	-	19,697
Alakanuk	708	84,709	65,011	-	19,698
Gambell	698	84,572	64,869	-	19,702
Kotlik	645	83,845	64,120	-	19,725
Noorvik	638	83,749	64,021	-	19,728
Pilot Station	625	83,571	63,837	-	19,734
Toksook Bay	622	83,529	63,795	-	19,735
Kake	620	83,502	63,766	-	19,736
Stebbins	618	83,475	63,738	-	19,737
Yakutat	613	308,406	228,667	-	79,739
Nunapitchuk	588	83,063	63,314	-	19,749
Shishmaref	574	82,871	63,116	-	19,755
Fort Yukon	564	82,734	62,974	-	19,760
Saint Mary's	561	82,693	62,932	-	19,761
Scammon Bay	561	82,693	62,932	-	19,761
Wainwright	557	82,638	62,876	-	19,763
Gustavus	533	82,309	62,536	-	19,773
Aniak	532	82,295	62,522	-	19,773
Thorne Bay	510	81,994	62,211	-	19,783
New Stuyahok	503	81,898	62,112	-	19,786
Galena	484	81,637	61,843	-	19,794
Kachemak	483	81,623	61,829	-	19,794
Manokotak	482	81,610	61,815	-	19,795
Buckland	463	81,349	61,546	-	19,803
Marshall	462	81,335	61,532	-	19,803
Nuiqsut	446	81,116	61,306	-	19,810

SB 210: Community Assistance Payments FY18-19

FY 17 Approp Required for SB 210: \$13.5 million

Community	2015 EST Population	SB 210 Distribution: \$30 million	Status Quo FY18 Distribution: \$25 million	Status Quo FY19 Distribution: \$0	SB 210 Minus FY18 Status Quo
Napaskiak	444	81,089	61,278	-	19,811
Chefornak	433	80,938	61,122	-	19,815
Saint Michael	428	80,869	61,052	-	19,818
Saint Paul	427	80,855	61,037	-	19,818
Angoon	426	80,842	61,023	-	19,818
Kiana	425	80,828	61,009	-	19,819
Brevig Mission	415	80,691	60,868	-	19,823
Saxman	413	80,663	60,839	-	19,824
Kivalina	412	80,650	60,825	-	19,824
Hydaburg	402	80,513	60,684	-	19,829
Anaktuvuk Pass	393	80,389	60,557	-	19,832
Akiak	380	80,211	60,373	-	19,838
Nenana	380	80,211	60,373	-	19,838
Napakiak	379	80,197	60,359	-	19,838
Eek	348	79,772	59,920	-	19,852
Elim	340	79,662	59,807	-	19,855
Russian Mission	334	79,580	59,722	-	19,858
Koyuk	333	79,566	59,708	-	19,858
McGrath	327	79,484	59,624	-	19,861
Huslia	326	79,470	59,609	-	19,861
Shungnak	290	78,977	59,100	-	19,876
Nightmute	285	78,908	59,030	-	19,879
Lower Kalskag	284	78,894	59,016	-	19,879
Ambler	277	78,798	58,917	-	19,882
Adak	275	78,771	58,888	-	19,883
Shaktoolik	274	78,757	58,874	-	19,883
Goodnews Bay	267	78,661	58,775	-	19,886
Kaktovik	262	78,593	58,704	-	19,888
Teller	261	78,579	58,690	-	19,889
Whittier	253	78,469	58,577	-	19,892
Atkasuk	248	78,401	58,507	-	19,894
Aleknagik	246	78,373	58,478	-	19,895
Nulato	236	78,236	58,337	-	19,899
Upper Kalskag	234	78,209	58,309	-	19,900
Old Harbor	228	78,127	58,224	-	19,903
Seldovia	226	78,099	58,195	-	19,904
Mekoryuk	222	78,044	58,139	-	19,905
Anderson	217	77,976	58,068	-	19,908
Tanana	217	77,976	58,068	-	19,908
Nunam Iqua	210	77,880	57,969	-	19,910

SB 210: Community Assistance Payments FY18-19

FY 17 Approp Required for SB 210: \$13.5 million

Community	2015 EST Population	SB 210 Distribution: \$30 million	Status Quo FY18 Distribution: \$25 million	Status Quo FY19 Distribution: \$0	SB 210 Minus FY18 Status Quo
Coffman Cove	199	77,729	57,814	-	19,915
Newhalen	196	77,688	57,771	-	19,916
Ruby	191	77,619	57,701	-	19,919
White Mountain	187	77,564	57,644	-	19,920
Golovin	185	77,537	57,616	-	19,921
Kaltag	178	77,441	57,517	-	19,924
Grayling	176	77,413	57,488	-	19,925
Holy Cross	175	77,400	57,474	-	19,925
Port Lions	174	77,386	57,460	-	19,926
Ouzinkie	172	77,359	57,432	-	19,927
Wales	171	77,345	57,418	-	19,927
Allakaket	169	77,317	57,390	-	19,928
Nondalton	152	77,084	57,149	-	19,935
Kobuk	148	77,030	57,093	-	19,937
Chuathbaluk	145	76,988	57,050	-	19,938
Tenakee Springs	142	76,947	57,008	-	19,939
Deering	135	76,851	56,909	-	19,942
Port Heiden	114	76,563	56,612	-	19,951
Ekwok	110	76,508	56,555	-	19,953
Egegik	104	76,426	56,470	-	19,956
Pelican	101	76,385	56,428	-	19,957
Koyukuk	96	76,316	56,357	-	19,959
Chignik	95	76,303	56,343	-	19,960
Diomedede	94	76,289	56,329	-	19,960
Akhiok	90	76,234	56,273	-	19,962
Hughes	89	76,220	56,258	-	19,962
Nikolai	87	76,193	56,230	-	19,963
Kasaan	86	76,179	56,216	-	19,963
Larsen Bay	85	76,166	56,202	-	19,964
Saint George	82	76,124	56,159	-	19,965
Eagle	79	76,083	56,117	-	19,966
Cold Bay	78	76,070	56,103	-	19,967
Anvik	77	76,056	56,089	-	19,967
Pilot Point	76	76,042	56,075	-	19,968
False Pass	73	76,001	56,032	-	19,969
Shageluk	71	75,974	56,004	-	19,970
Atka	68	75,932	55,961	-	19,971
Port Alexander	62	75,850	55,877	-	19,974
Platinum	60	75,823	55,848	-	19,974
Clark's Point	52	75,713	55,735	-	19,978

SB 210: Community Assistance Payments FY18-19

FY 17 Approp Required for SB 210: \$13.5 million

Community	2015 EST Population	SB 210 Distribution: \$30 million	Status Quo FY18 Distribution: \$25 million	Status Quo FY19 Distribution: \$0	SB 210 Minus FY18 Status Quo
Edna Bay	47	75,645	55,665	-	19,980
Aleutians East Borough	39	300,535	220,551	-	79,983
Kupreanof	20	75,274	55,283	-	19,991
Bettles	11	75,151	55,156	-	19,995

4/14/16

SB 210: Community Assistance Payments FY16-18 with \$300,000 Base

Community	2015 EST Population	FY16 Distribution: \$57.3 million	SB 210 FY17 Distribution: \$38.2 million	SB 210 FY18 Distribution: \$30 million	FY17 Minus FY16	% Change	FY18 Minus FY16	% Change
Anchorage	298,908	13,854,796	7,818,067	4,473,914	(6,036,728)	-44%	(9,380,882)	-68%
Matanuska-Susitna Borough	83,479	4,108,260	2,378,699	1,444,744	(1,729,561)	-42%	(2,663,516)	-65%
Fairbanks North Star Borough	64,391	3,252,798	1,903,391	1,182,991	(1,349,406)	-41%	(2,069,806)	-64%
Kenai Peninsula Borough	37,613	2,052,694	1,236,596	815,786	(816,098)	-40%	(1,236,908)	-60%
Juneau	33,277	1,950,068	1,203,626	831,326	(746,442)	-38%	(1,118,742)	-57%
Fairbanks	32,116	1,531,036	874,716	515,405	(656,320)	-43%	(1,015,630)	-66%
Sitka	8,929	858,869	597,340	497,443	(261,529)	-30%	(361,426)	-42%
Wasilla	8,468	471,209	285,861	191,121	(185,348)	-39%	(280,087)	-59%
Ketchikan	8,277	462,649	281,104	188,502	(181,544)	-39%	(274,146)	-59%
Kenai	7,229	415,681	255,008	174,131	(160,672)	-39%	(241,550)	-58%
Kodiak Island Borough	6,782	670,947	468,878	393,001	(202,070)	-30%	(277,946)	-41%
Kodiak	6,288	373,508	231,577	161,227	(141,931)	-38%	(212,281)	-57%
Bethel	6,205	369,788	229,510	160,089	(140,278)	-38%	(209,699)	-57%
Palmer	6,135	366,651	227,767	159,129	(138,884)	-38%	(207,522)	-57%
Homer	5,153	322,641	203,314	145,663	(119,327)	-37%	(176,978)	-55%
Ketchikan Gateway Borough	5,088	595,028	426,696	369,772	(168,332)	-28%	(225,256)	-38%
Barrow	4,868	309,868	196,217	141,755	(113,651)	-37%	(168,113)	-54%
Unalaska	4,605	298,081	189,668	138,148	(108,413)	-36%	(159,933)	-54%
Soldotna	4,319	285,264	182,547	134,226	(102,717)	-36%	(151,037)	-53%
Valdez	4,011	271,460	174,877	130,003	(96,583)	-36%	(141,457)	-52%
Nome	3,819	262,855	170,096	127,370	(92,759)	-35%	(135,486)	-52%
Kotzebue	3,267	238,116	156,351	119,800	(81,765)	-34%	(118,316)	-50%
Petersburg Borough	3,179	509,473	379,160	343,594	(130,313)	-26%	(165,879)	-33%
North Slope Borough	2,870	495,624	371,465	339,356	(124,159)	-25%	(156,268)	-32%
Seward	2,740	214,498	143,228	112,574	(71,270)	-33%	(101,924)	-48%
Haines Borough	2,493	570,428	437,078	409,186	(133,350)	-23%	(161,242)	-28%
Wrangell	2,442	568,143	435,808	408,487	(132,335)	-23%	(159,656)	-28%
Dillingham	2,386	198,633	134,413	107,719	(64,219)	-32%	(90,914)	-46%
Cordova	2,321	195,720	132,795	106,828	(62,925)	-32%	(88,892)	-45%
North Pole	2,138	187,518	128,238	104,318	(59,280)	-32%	(83,200)	-44%

SB 210: Community Assistance Payments FY16-18 with \$300,000 Base

Community	2015 EST Population	FY16 Distribution: \$57.3 million	SB 210 FY17 Distribution: \$38.2 million	SB 210 FY18 Distribution: \$30 million	FY17 Minus FY16	% Change	FY18 Minus FY16	% Change
Houston	2,096	185,636	127,192	103,742	(58,444)	-31%	(81,894)	-44%
Denali Borough	1,564	437,093	338,945	321,447	(98,149)	-22%	(115,646)	-26%
Metlakatla	1,472	157,670	111,654	95,185	(46,016)	-29%	(62,485)	-40%
Hooper Bay	1,210	145,928	105,130	91,593	(40,798)	-28%	(54,336)	-37%
Craig	1,180	144,584	104,383	91,181	(40,201)	-28%	(53,403)	-37%
Delta Junction	1,100	140,998	102,391	90,084	(38,608)	-27%	(50,914)	-36%
Skagway	1,040	413,609	325,897	314,261	(87,713)	-21%	(99,348)	-24%
Chevak	1,023	137,548	100,474	89,028	(37,074)	-27%	(48,519)	-35%
Northwest Arctic Borough	942	409,217	323,457	312,918	(85,761)	-21%	(96,300)	-24%
Akutan	933	133,514	98,233	87,794	(35,282)	-26%	(45,720)	-34%
Lake & Peninsula Borough	931	408,724	323,183	312,767	(85,542)	-21%	(95,958)	-23%
Mountain Village	902	132,125	97,461	87,369	(34,664)	-26%	(44,756)	-34%
King Cove	900	132,035	97,411	87,342	(34,624)	-26%	(44,693)	-34%
Togiak	888	131,497	97,112	87,177	(34,385)	-26%	(44,320)	-34%
Bristol Bay Borough	887	406,752	322,087	312,163	(84,665)	-21%	(94,589)	-23%
Selawik	873	130,825	96,738	86,971	(34,087)	-26%	(43,854)	-34%
Sand Point	860	130,242	96,415	86,793	(33,828)	-26%	(43,449)	-33%
Emmonak	827	128,763	95,593	86,341	(33,170)	-26%	(42,423)	-33%
Klawock	820	128,450	95,419	86,245	(33,031)	-26%	(42,205)	-33%
Kwethluk	793	127,240	94,746	85,874	(32,493)	-26%	(41,365)	-33%
Hoonah	783	126,792	94,497	85,737	(32,294)	-25%	(41,054)	-32%
Quinhagak	745	125,089	93,551	85,216	(31,537)	-25%	(39,872)	-32%
Unalakleet	745	125,089	93,551	85,216	(31,537)	-25%	(39,872)	-32%
Savoonga	723	124,103	93,003	84,914	(31,099)	-25%	(39,188)	-32%
Point Hope	711	123,565	92,705	84,750	(30,860)	-25%	(38,815)	-31%
Alakanuk	708	123,430	92,630	84,709	(30,800)	-25%	(38,722)	-31%
Gambell	698	122,982	92,381	84,572	(30,601)	-25%	(38,410)	-31%
Kotlik	645	120,607	91,061	83,845	(29,546)	-24%	(36,762)	-30%
Noorvik	638	120,293	90,887	83,749	(29,406)	-24%	(36,544)	-30%
Pilot Station	625	119,710	90,563	83,571	(29,147)	-24%	(36,140)	-30%

SB 210: Community Assistance Payments FY16-18 with \$300,000 Base

Community	2015 EST Population	FY16 Distribution: \$57.3 million	SB 210 FY17 Distribution: \$38.2 million	SB 210 FY18 Distribution: \$30 million	FY17 Minus FY16	% Change	FY18 Minus FY16	% Change
Toksook Bay	622	119,576	90,488	83,529	(29,088)	-24%	(36,047)	-30%
Kake	620	119,486	90,439	83,502	(29,048)	-24%	(35,984)	-30%
Stebbins	618	119,397	90,389	83,475	(29,008)	-24%	(35,922)	-30%
Yakutat	613	394,473	315,264	308,406	(79,208)	-20%	(86,067)	-22%
Nunapitchuk	588	118,052	89,642	83,063	(28,411)	-24%	(34,989)	-30%
Shishmaref	574	117,425	89,293	82,871	(28,132)	-24%	(34,554)	-29%
Fort Yukon	564	116,977	89,044	82,734	(27,933)	-24%	(34,243)	-29%
Saint Mary's	561	116,842	88,969	82,693	(27,873)	-24%	(34,149)	-29%
Scammon Bay	561	116,842	88,969	82,693	(27,873)	-24%	(34,149)	-29%
Wainwright	557	116,663	88,870	82,638	(27,793)	-24%	(34,025)	-29%
Gustavus	533	115,587	88,272	82,309	(27,315)	-24%	(33,278)	-29%
Aniak	532	115,543	88,247	82,295	(27,295)	-24%	(33,247)	-29%
Thorne Bay	510	114,557	87,699	81,994	(26,857)	-23%	(32,563)	-28%
New Stuyahok	503	114,243	87,525	81,898	(26,718)	-23%	(32,345)	-28%
Galena	484	113,391	87,052	81,637	(26,339)	-23%	(31,754)	-28%
Kachemak	483	113,347	87,027	81,623	(26,319)	-23%	(31,723)	-28%
Manokotak	482	113,302	87,002	81,610	(26,299)	-23%	(31,692)	-28%
Buckland	463	112,450	86,529	81,349	(25,921)	-23%	(31,101)	-28%
Marshall	462	112,405	86,504	81,335	(25,901)	-23%	(31,070)	-28%
Nuiqsut	446	111,688	86,106	81,116	(25,583)	-23%	(30,572)	-27%
Napaskiak	444	111,599	86,056	81,089	(25,543)	-23%	(30,510)	-27%
Chefornak	433	111,106	85,782	80,938	(25,324)	-23%	(30,168)	-27%
Saint Michael	428	110,882	85,658	80,869	(25,224)	-23%	(30,012)	-27%
Saint Paul	427	110,837	85,633	80,855	(25,204)	-23%	(29,981)	-27%
Angoon	426	110,792	85,608	80,842	(25,184)	-23%	(29,950)	-27%
Kiana	425	110,747	85,583	80,828	(25,164)	-23%	(29,919)	-27%
Brevig Mission	415	110,299	85,334	80,691	(24,965)	-23%	(29,608)	-27%
Saxman	413	110,209	85,284	80,663	(24,925)	-23%	(29,546)	-27%
Kivalina	412	110,165	85,259	80,650	(24,905)	-23%	(29,515)	-27%
Hydaburg	402	109,716	85,010	80,513	(24,706)	-23%	(29,204)	-27%

SB 210: Community Assistance Payments FY16-18 with \$300,000 Base

Community	2015 EST Population	FY16 Distribution: \$57.3 million	SB 210 FY17 Distribution: \$38.2 million	SB 210 FY18 Distribution: \$30 million	FY17 Minus FY16	% Change	FY18 Minus FY16	% Change
Anaktuvuk Pass	393	109,313	84,786	80,389	(24,527)	-22%	(28,924)	-26%
Akiak	380	108,730	84,462	80,211	(24,268)	-22%	(28,519)	-26%
Nenana	380	108,730	84,462	80,211	(24,268)	-22%	(28,519)	-26%
Napakiak	379	108,686	84,437	80,197	(24,248)	-22%	(28,488)	-26%
Eek	348	107,296	83,666	79,772	(23,631)	-22%	(27,524)	-26%
Elim	340	106,938	83,466	79,662	(23,471)	-22%	(27,275)	-26%
Russian Mission	334	106,669	83,317	79,580	(23,352)	-22%	(27,089)	-25%
Koyuk	333	106,624	83,292	79,566	(23,332)	-22%	(27,058)	-25%
McGrath	327	106,355	83,143	79,484	(23,213)	-22%	(26,871)	-25%
Huslia	326	106,310	83,118	79,470	(23,193)	-22%	(26,840)	-25%
Shungnak	290	104,697	82,221	78,977	(22,476)	-21%	(25,720)	-25%
Nightmute	285	104,473	82,097	78,908	(22,376)	-21%	(25,565)	-24%
Lower Kalskag	284	104,428	82,072	78,894	(22,356)	-21%	(25,533)	-24%
Ambler	277	104,114	81,898	78,798	(22,217)	-21%	(25,316)	-24%
Adak	275	104,025	81,848	78,771	(22,177)	-21%	(25,254)	-24%
Shaktoolik	274	103,980	81,823	78,757	(22,157)	-21%	(25,222)	-24%
Goodnews Bay	267	103,666	81,649	78,661	(22,018)	-21%	(25,005)	-24%
Kaktovik	262	103,442	81,524	78,593	(21,918)	-21%	(24,849)	-24%
Teller	261	103,397	81,499	78,579	(21,898)	-21%	(24,818)	-24%
Whittier	253	103,039	81,300	78,469	(21,739)	-21%	(24,569)	-24%
Atkasuk	248	102,815	81,175	78,401	(21,639)	-21%	(24,414)	-24%
Aleknagik	246	102,725	81,126	78,373	(21,599)	-21%	(24,352)	-24%
Nulato	236	102,277	80,877	78,236	(21,400)	-21%	(24,041)	-24%
Upper Kalskag	234	102,187	80,827	78,209	(21,360)	-21%	(23,978)	-23%
Old Harbor	228	101,918	80,677	78,127	(21,241)	-21%	(23,792)	-23%
Seldovia	226	101,829	80,628	78,099	(21,201)	-21%	(23,729)	-23%
Mekoryuk	222	101,649	80,528	78,044	(21,121)	-21%	(23,605)	-23%
Anderson	217	101,425	80,403	77,976	(21,022)	-21%	(23,450)	-23%
Tanana	217	101,425	80,403	77,976	(21,022)	-21%	(23,450)	-23%
Nunam Iqua	210	101,112	80,229	77,880	(20,882)	-21%	(23,232)	-23%

SB 210: Community Assistance Payments FY16-18 with \$300,000 Base

Community	2015 EST Population	FY16 Distribution: \$57.3 million	SB 210 FY17 Distribution: \$38.2 million	SB 210 FY18 Distribution: \$30 million	FY17 Minus FY16	% Change	FY18 Minus FY16	% Change
Coffman Cove	199	100,619	79,955	77,729	(20,663)	-21%	(22,890)	-23%
Newhalen	196	100,484	79,881	77,688	(20,604)	-21%	(22,796)	-23%
Ruby	191	100,260	79,756	77,619	(20,504)	-20%	(22,641)	-23%
White Mountain	187	100,081	79,656	77,564	(20,424)	-20%	(22,516)	-22%
Golovin	185	99,991	79,607	77,537	(20,384)	-20%	(22,454)	-22%
Kaltag	178	99,677	79,432	77,441	(20,245)	-20%	(22,236)	-22%
Grayling	176	99,588	79,383	77,413	(20,205)	-20%	(22,174)	-22%
Holy Cross	175	99,543	79,358	77,400	(20,185)	-20%	(22,143)	-22%
Port Lions	174	99,498	79,333	77,386	(20,165)	-20%	(22,112)	-22%
Ouzinkie	172	99,408	79,283	77,359	(20,126)	-20%	(22,050)	-22%
Wales	171	99,364	79,258	77,345	(20,106)	-20%	(22,019)	-22%
Allakaket	169	99,274	79,208	77,317	(20,066)	-20%	(21,957)	-22%
Nondalton	152	98,512	78,785	77,084	(19,727)	-20%	(21,428)	-22%
Kobuk	148	98,333	78,685	77,030	(19,648)	-20%	(21,303)	-22%
Chuathbaluk	145	98,198	78,611	76,988	(19,588)	-20%	(21,210)	-22%
Tenakee Springs	142	98,064	78,536	76,947	(19,528)	-20%	(21,117)	-22%
Deering	135	97,750	78,362	76,851	(19,389)	-20%	(20,899)	-21%
Port Heiden	114	96,809	77,839	76,563	(18,970)	-20%	(20,246)	-21%
Ekwok	110	96,630	77,739	76,508	(18,891)	-20%	(20,121)	-21%
Egegik	104	96,361	77,590	76,426	(18,771)	-19%	(19,935)	-21%
Pelican	101	96,226	77,515	76,385	(18,712)	-19%	(19,841)	-21%
Koyukuk	96	96,002	77,390	76,316	(18,612)	-19%	(19,686)	-21%
Chignik	95	95,958	77,366	76,303	(18,592)	-19%	(19,655)	-20%
Diomedede	94	95,913	77,341	76,289	(18,572)	-19%	(19,624)	-20%
Akhiok	90	95,734	77,241	76,234	(18,492)	-19%	(19,499)	-20%
Hughes	89	95,689	77,216	76,220	(18,473)	-19%	(19,468)	-20%
Nikolai	87	95,599	77,166	76,193	(18,433)	-19%	(19,406)	-20%
Kasaan	86	95,554	77,141	76,179	(18,413)	-19%	(19,375)	-20%
Larsen Bay	85	95,509	77,117	76,166	(18,393)	-19%	(19,344)	-20%
Saint George	82	95,375	77,042	76,124	(18,333)	-19%	(19,251)	-20%

SB 210: Community Assistance Payments FY16-18 with \$300,000 Base

Community	2015 EST Population	FY16 Distribution: \$57.3 million	SB 210 FY17 Distribution: \$38.2 million	SB 210 FY18 Distribution: \$30 million	FY17 Minus FY16	% Change	FY18 Minus FY16	% Change
Eagle	79	95,241	76,967	76,083	(18,273)	-19%	(19,157)	-20%
Cold Bay	78	95,196	76,942	76,070	(18,253)	-19%	(19,126)	-20%
Anvik	77	95,151	76,917	76,056	(18,234)	-19%	(19,095)	-20%
Pilot Point	76	95,106	76,892	76,042	(18,214)	-19%	(19,064)	-20%
False Pass	73	94,972	76,818	76,001	(18,154)	-19%	(18,971)	-20%
Shageluk	71	94,882	76,768	75,974	(18,114)	-19%	(18,908)	-20%
Atka	68	94,748	76,693	75,932	(18,054)	-19%	(18,815)	-20%
Port Alexander	62	94,479	76,544	75,850	(17,935)	-19%	(18,628)	-20%
Platinum	60	94,389	76,494	75,823	(17,895)	-19%	(18,566)	-20%
Clark's Point	52	94,030	76,295	75,713	(17,736)	-19%	(18,317)	-19%
Edna Bay	47	93,806	76,170	75,645	(17,636)	-19%	(18,162)	-19%
Aleutians East Borough	39	368,748	300,971	300,535	(67,777)	-18%	(68,213)	-18%
Kupreanof	20	92,596	75,498	75,274	(17,098)	-18%	(17,322)	-19%
Bettles	11	92,193	75,274	75,151	(16,919)	-18%	(17,042)	-18%



"Village with a Past, City with a Future"

210 Fidalgo Avenue, Kenai, Alaska 99611-7794
Telephone: 907-283-7535 / Fax: 907-283-3014
www.ci.kenai.ak.us

April 14, 2016

Co-Chair Mark Neuman
Co-Chair Steve Thompson
Members of the House Finance Committee

Subject: CS Senate Bill 210(FIN), An Act relating to the community revenue sharing program; changing the name of the community revenue sharing program to the community assistance program

Representatives:

The purpose of this correspondence is to provide information, and respectfully request that you consider appropriate and important amendments to the above referenced legislation.

One of the purposes of SB210, as stated by the sponsor, is to provide assistance to communities with less population, and less opportunity through taxing and/or other revenue generating mechanisms, to support small local governments. In general, and to a degree, I support that sentiment.

However, as written, SB210 takes that general sentiment to an extreme, as distributions from the community revenue sharing/assistance program decrease, as most of us believe that they will.

Attached please find the following:

1. Community Assistance Payments (\$300,000 Base Amount) per CSSB 210 (FIN)
2. Community Assistance Payments with Base Equal to 55% of Total Distribution
3. Graph - \$300,000 Base Amount, Distribution to City of Kenai, Houston & Huslia
4. Graph - Base Equal to 55% of Total Distribution to Cities of Kenai, Houston & Huslia
5. Suggested Amendment to CSSB210(FIN) to establish a variable Base Amount as a function of total distribution.

SB210, as presently written fixes the Basic Amount at \$300,000, and from the Basic Amount, all other components of the funding formulas are derived. Providing for a fixed Base Amount, unaffected by the program distribution, results in severe effects at both ends of the population distribution of Alaska communities.

To demonstrate the severity of the proposed fixed Base amount of \$300,000, I have selected three communities from the attached data:

<u>Community</u>	<u>Population</u>	<u>\$38 Million Distribution</u>	<u>\$20 Million Distribution</u>	<u>Percent Decrease</u>
Municipality of Anchorage	301,134	\$7,845,566	\$406,241	95%
City of Fairbanks	32,204	\$ 877,671	\$ 78,357	91%
Huslia	322	\$ 81,148	\$ 75,034	10%

Utilizing a fixed base of \$300,000, if the total distribution is less than \$19,923,200, population is completely eliminated from the funding formula.

To create a fair, though beneficially weighted to smaller communities, funding formula, it is necessary to calculate the Basic Amount as a percentage of the total distribution. The formula I propose calculates the Basic Amount as follows:

$$\text{Basic Amount} = \text{Total Distribution} \times \text{Basic Community Assistance Payment (55\%)} \\ \times \text{Borough Base Distribution (22.5\%)} / \text{Number of Alaska} \\ \text{Boroughs \& Unified Municipalities (19)}$$

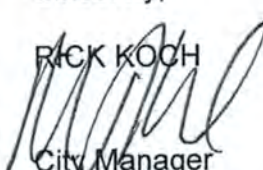
$$\text{Example : } \$30,000,000 \times 0.55 \times 0.225 / 19 = \$195,395 \text{ (Base Amount)}$$

The above logic, modifying the Base Amount calculation, as a function of total distribution, provides the process to establish a fairer decrease in program funding, while still recognizing fiscal realities of smaller Alaskan communities. Specific community data is contained in the attached data.

Thank you for your attention in this matter.

Sincerely,

RICK KOCH


City Manager
City of Kenai

attachments

Community Assistance Payments
Using SB210 With a Fixed Base
of \$300,000

①

Community	Population	Total Distribution				
		\$ 38,288,055	\$ 30,000,000	\$ 25,000,000	\$ 20,000,000	\$ 15,000,000
Adak	283	\$ 81,873	\$ 78,771	\$ 76,900	\$ 75,029	\$ 56,500
Akhiok	85	\$ 77,249	\$ 76,234	\$ 75,622	\$ 75,009	\$ 56,500
Akiak	355	\$ 84,497	\$ 80,211	\$ 77,625	\$ 75,040	\$ 56,500
Akutan	1,154	\$ 98,318	\$ 87,795	\$ 81,446	\$ 75,098	\$ 56,500
Alakanuk	704	\$ 92,695	\$ 84,709	\$ 79,892	\$ 75,074	\$ 56,500
Aleknagik	211	\$ 81,148	\$ 78,374	\$ 76,700	\$ 75,026	\$ 56,500
Aleutians East Borough	50	\$ 300,975	\$ 300,535	\$ 300,269	\$ 300,004	\$ 226,000
Allakaket	108	\$ 79,224	\$ 77,318	\$ 76,168	\$ 75,018	\$ 56,500
Ambler	264	\$ 81,923	\$ 78,799	\$ 76,914	\$ 75,029	\$ 56,500
Anaktuvuk Pass	358	\$ 84,822	\$ 80,389	\$ 77,715	\$ 75,041	\$ 56,500
Anchorage	301,134	\$ 7,845,566	\$ 4,474,101	\$ 2,440,171	\$ 406,241	\$ 282,500
Anderson	235	\$ 80,423	\$ 77,976	\$ 76,499	\$ 75,023	\$ 56,500
Angoon	438	\$ 85,647	\$ 80,842	\$ 77,943	\$ 75,045	\$ 56,500
Aniak	546	\$ 88,296	\$ 82,296	\$ 78,676	\$ 75,056	\$ 56,500
Anvik	80	\$ 76,924	\$ 76,056	\$ 75,532	\$ 75,008	\$ 56,500
Atka	67	\$ 76,700	\$ 75,933	\$ 75,470	\$ 75,007	\$ 56,500
Atkasuk	248	\$ 81,198	\$ 78,401	\$ 76,713	\$ 75,026	\$ 56,500
Barrow	4,717	\$ 196,665	\$ 141,758	\$ 108,633	\$ 75,509	\$ 56,500
Bethel	6,278	\$ 230,081	\$ 160,093	\$ 117,871	\$ 75,649	\$ 56,500
Bettles	14	\$ 75,275	\$ 75,151	\$ 75,076	\$ 75,001	\$ 56,500
Brevig Mission	445	\$ 85,372	\$ 80,691	\$ 77,867	\$ 75,043	\$ 56,500
Bristol Bay Borough	933	\$ 322,169	\$ 312,164	\$ 306,128	\$ 300,093	\$ 226,000
Buckland	487	\$ 86,572	\$ 81,349	\$ 78,199	\$ 75,048	\$ 56,500
Chefornak	436	\$ 85,822	\$ 80,938	\$ 77,992	\$ 75,045	\$ 56,500
Chevak	984	\$ 100,568	\$ 89,029	\$ 82,068	\$ 75,107	\$ 56,500
Chignik	92	\$ 77,374	\$ 76,303	\$ 75,656	\$ 75,010	\$ 56,500
Chuathbaluk	127	\$ 78,624	\$ 76,988	\$ 76,002	\$ 75,015	\$ 56,500
Clark's Point	54	\$ 76,300	\$ 75,713	\$ 75,359	\$ 75,005	\$ 56,500
Coffman Cove	163	\$ 79,974	\$ 77,729	\$ 76,375	\$ 75,021	\$ 56,500
Cold Bay	85	\$ 76,949	\$ 76,070	\$ 75,539	\$ 75,008	\$ 56,500
Cordova	2,302	\$ 133,008	\$ 106,829	\$ 91,036	\$ 75,243	\$ 56,500
Craig	1,195	\$ 104,492	\$ 91,182	\$ 83,153	\$ 75,123	\$ 56,500
Deering	139	\$ 78,374	\$ 76,851	\$ 75,933	\$ 75,014	\$ 56,500
Delta Junction	1,101	\$ 102,492	\$ 90,085	\$ 82,600	\$ 75,115	\$ 56,500
Denali Borough	1,558	\$ 339,089	\$ 321,448	\$ 310,806	\$ 300,163	\$ 226,000
Dillingham	2,395	\$ 134,633	\$ 107,721	\$ 91,485	\$ 75,249	\$ 56,500
Diomedes	119	\$ 77,349	\$ 76,289	\$ 75,649	\$ 75,010	\$ 56,500
Eagle	93	\$ 76,974	\$ 76,083	\$ 75,546	\$ 75,008	\$ 56,500
Edna Bay	39	\$ 76,175	\$ 75,645	\$ 75,325	\$ 75,005	\$ 56,500
Eek	356	\$ 83,698	\$ 79,772	\$ 77,404	\$ 75,036	\$ 56,500
Egegik	112	\$ 77,599	\$ 76,426	\$ 75,719	\$ 75,011	\$ 56,500
Ekwok	115	\$ 77,749	\$ 76,508	\$ 75,760	\$ 75,011	\$ 56,500
Elim	352	\$ 83,498	\$ 79,663	\$ 77,349	\$ 75,036	\$ 56,500
Emmonak	811	\$ 95,669	\$ 86,341	\$ 80,714	\$ 75,086	\$ 56,500

Community Assistance Payments
Using SB210 With a Fixed Base
of \$300,000

①

Community	Population	Total Distribution				
		\$ 38,288,055	\$ 30,000,000	\$ 25,000,000	\$ 20,000,000	\$ 15,000,000
Fairbanks	32,204	\$ 877,671	\$ 515,426	\$ 296,891	\$ 78,357	\$ 56,500
Fairbanks North Star Borough	65,219	\$ 1,909,315	\$ 1,183,032	\$ 744,881	\$ 306,730	\$ 226,000
False Pass	40	\$ 76,824	\$ 76,001	\$ 75,504	\$ 75,008	\$ 56,500
Fort Yukon	590	\$ 89,096	\$ 82,734	\$ 78,897	\$ 75,059	\$ 56,500
Galena	483	\$ 87,097	\$ 81,637	\$ 78,344	\$ 75,051	\$ 56,500
Gambell	722	\$ 92,445	\$ 84,572	\$ 79,823	\$ 75,073	\$ 56,500
Golovin	181	\$ 79,624	\$ 77,537	\$ 76,278	\$ 75,019	\$ 56,500
Goodnews Bay	268	\$ 81,673	\$ 78,662	\$ 76,845	\$ 75,028	\$ 56,500
Grayling	188	\$ 79,399	\$ 77,414	\$ 76,216	\$ 75,018	\$ 56,500
Gustavus	502	\$ 88,321	\$ 82,309	\$ 78,683	\$ 75,056	\$ 56,500
Haines Borough	2,530	\$ 437,307	\$ 409,188	\$ 392,224	\$ 375,261	\$ 282,500
Holy Cross	167	\$ 79,374	\$ 77,400	\$ 76,209	\$ 75,018	\$ 56,500
Homer	5,136	\$ 203,788	\$ 145,666	\$ 110,602	\$ 75,539	\$ 56,500
Hoonah	798	\$ 94,569	\$ 85,738	\$ 80,410	\$ 75,082	\$ 56,500
Hooper Bay	1,134	\$ 105,241	\$ 91,593	\$ 83,360	\$ 75,126	\$ 56,500
Houston	2,039	\$ 127,385	\$ 103,744	\$ 89,481	\$ 75,219	\$ 56,500
Hughes	88	\$ 77,224	\$ 76,221	\$ 75,615	\$ 75,009	\$ 56,500
Huslia	322	\$ 83,148	\$ 79,471	\$ 77,252	\$ 75,034	\$ 56,500
Hydaburg	405	\$ 85,047	\$ 80,513	\$ 77,777	\$ 75,042	\$ 56,500
Juneau	33,064	\$ 1,206,687	\$ 831,347	\$ 604,913	\$ 378,478	\$ 282,500
Kachemak	455	\$ 87,072	\$ 81,624	\$ 78,337	\$ 75,050	\$ 56,500
Kake	598	\$ 90,496	\$ 83,502	\$ 79,284	\$ 75,065	\$ 56,500
Kaktovik	262	\$ 81,548	\$ 78,593	\$ 76,810	\$ 75,027	\$ 56,500
Kaltag	184	\$ 79,449	\$ 77,441	\$ 76,230	\$ 75,019	\$ 56,500
Kasaan	75	\$ 77,149	\$ 76,179	\$ 75,594	\$ 75,009	\$ 56,500
Kenai	7,247	\$ 255,673	\$ 174,136	\$ 124,946	\$ 75,756	\$ 56,500
Kenai Peninsula Borough	37,008	\$ 1,240,057	\$ 815,809	\$ 559,870	\$ 303,931	\$ 226,000
Ketchikan	8,313	\$ 281,866	\$ 188,507	\$ 132,186	\$ 75,865	\$ 56,500
Ketchikan Gateway Borough	5,132	\$ 427,164	\$ 369,775	\$ 335,153	\$ 300,532	\$ 226,000
Kiana	406	\$ 85,622	\$ 80,828	\$ 77,936	\$ 75,044	\$ 56,500
King Cove	934	\$ 97,494	\$ 87,342	\$ 81,218	\$ 75,094	\$ 56,500
Kivalina	402	\$ 85,297	\$ 80,650	\$ 77,847	\$ 75,043	\$ 56,500
Klawock	786	\$ 95,494	\$ 86,245	\$ 80,665	\$ 75,086	\$ 56,500
Kobuk	159	\$ 78,699	\$ 77,030	\$ 76,023	\$ 75,015	\$ 56,500
Kodiak	6,338	\$ 232,155	\$ 161,231	\$ 118,444	\$ 75,657	\$ 56,500
Kodiak Island Borough	6,715	\$ 469,502	\$ 393,006	\$ 346,857	\$ 300,709	\$ 226,000
Kotlik	644	\$ 91,120	\$ 83,845	\$ 79,456	\$ 75,067	\$ 56,500
Kotzebue	3,202	\$ 156,652	\$ 119,802	\$ 97,572	\$ 75,341	\$ 56,500
Koyuk	342	\$ 83,323	\$ 79,567	\$ 77,301	\$ 75,035	\$ 56,500
Koyukuk	89	\$ 77,399	\$ 76,317	\$ 75,663	\$ 75,010	\$ 56,500
Kupreanof	25	\$ 75,500	\$ 75,274	\$ 75,138	\$ 75,002	\$ 56,500
Kwethluk	783	\$ 94,819	\$ 85,875	\$ 80,479	\$ 75,083	\$ 56,500
Lake & Peninsula Borough	918	\$ 323,268	\$ 312,767	\$ 306,432	\$ 300,097	\$ 226,000
Larsen Bay	88	\$ 77,124	\$ 76,166	\$ 75,587	\$ 75,009	\$ 56,500

Community Assistance Payments
Using SB210 With a Fixed Base
of \$300,000

①

Community	Population	Total Distribution				
		\$ 38,288,055	\$ 30,000,000	\$ 25,000,000	\$ 20,000,000	\$ 15,000,000
Lower Kalskag	302	\$ 82,098	\$ 78,895	\$ 76,962	\$ 75,030	\$ 56,500
Manokotak	492	\$ 87,047	\$ 81,610	\$ 78,330	\$ 75,050	\$ 56,500
Marshall	473	\$ 86,547	\$ 81,336	\$ 78,192	\$ 75,048	\$ 56,500
Matanuska-Susitna Borough	79,585	\$ 2,386,379	\$ 1,444,797	\$ 876,761	\$ 308,725	\$ 226,000
McGrath	320	\$ 83,173	\$ 79,484	\$ 77,259	\$ 75,034	\$ 56,500
Mekoryuk	201	\$ 80,548	\$ 78,044	\$ 76,534	\$ 75,023	\$ 56,500
Metlakatla	1,471	\$ 111,789	\$ 95,186	\$ 85,170	\$ 75,154	\$ 56,500
Mountain Village	862	\$ 97,544	\$ 87,370	\$ 81,232	\$ 75,094	\$ 56,500
Napakiaik	362	\$ 84,472	\$ 80,197	\$ 77,619	\$ 75,040	\$ 56,500
Napaskiak	442	\$ 86,097	\$ 81,089	\$ 78,068	\$ 75,046	\$ 56,500
Nenana	399	\$ 84,497	\$ 80,211	\$ 77,625	\$ 75,040	\$ 56,500
New Stuyahok	500	\$ 87,571	\$ 81,898	\$ 78,475	\$ 75,053	\$ 56,500
Newhalen	214	\$ 79,899	\$ 77,688	\$ 76,354	\$ 75,020	\$ 56,500
Nightmute	281	\$ 82,123	\$ 78,908	\$ 76,969	\$ 75,030	\$ 56,500
Nikolai	108	\$ 77,174	\$ 76,193	\$ 75,601	\$ 75,009	\$ 56,500
Nome	3,659	\$ 170,448	\$ 127,372	\$ 101,386	\$ 75,399	\$ 56,500
Nondalton	165	\$ 78,799	\$ 77,084	\$ 76,050	\$ 75,016	\$ 56,500
Noorvik	641	\$ 90,945	\$ 83,749	\$ 79,408	\$ 75,067	\$ 56,500
North Pole	2,209	\$ 128,435	\$ 104,320	\$ 89,772	\$ 75,223	\$ 56,500
North Slope Borough	642	\$ 371,730	\$ 339,358	\$ 319,829	\$ 300,300	\$ 226,000
Northwest Arctic Borough	930	\$ 323,543	\$ 312,918	\$ 306,508	\$ 300,098	\$ 226,000
Nuiqsut	452	\$ 86,147	\$ 81,116	\$ 78,081	\$ 75,047	\$ 56,500
Nulato	262	\$ 80,898	\$ 78,236	\$ 76,631	\$ 75,025	\$ 56,500
Nunam Iqua	211	\$ 80,249	\$ 77,880	\$ 76,451	\$ 75,022	\$ 56,500
Nunapitchuk	551	\$ 89,696	\$ 83,064	\$ 79,063	\$ 75,061	\$ 56,500
Old Harbor	225	\$ 80,698	\$ 78,127	\$ 76,575	\$ 75,024	\$ 56,500
Ouzinkie	185	\$ 79,299	\$ 77,359	\$ 76,188	\$ 75,018	\$ 56,500
Palmer	6,085	\$ 228,331	\$ 159,133	\$ 117,387	\$ 75,641	\$ 56,500
Pelican	79	\$ 77,524	\$ 76,385	\$ 75,698	\$ 75,011	\$ 56,500
Petersburg	3,191	\$ 379,452	\$ 343,595	\$ 321,964	\$ 300,332	\$ 226,000
Pilot Point	70	\$ 76,899	\$ 76,042	\$ 75,525	\$ 75,008	\$ 56,500
Pilot Station	628	\$ 90,621	\$ 83,571	\$ 79,318	\$ 75,065	\$ 56,500
Platinum	63	\$ 76,500	\$ 75,823	\$ 75,415	\$ 75,006	\$ 56,500
Point Hope	683	\$ 92,770	\$ 84,750	\$ 79,912	\$ 75,074	\$ 56,500
Port Alexander	66	\$ 76,550	\$ 75,850	\$ 75,428	\$ 75,006	\$ 56,500
Port Heiden	118	\$ 77,849	\$ 76,563	\$ 75,788	\$ 75,012	\$ 56,500
Port Lions	188	\$ 79,349	\$ 77,386	\$ 76,202	\$ 75,018	\$ 56,500
Quinhagak	690	\$ 93,620	\$ 85,217	\$ 80,147	\$ 75,078	\$ 56,500
Ruby	202	\$ 79,774	\$ 77,619	\$ 76,320	\$ 75,020	\$ 56,500
Russian Mission	312	\$ 83,348	\$ 79,580	\$ 77,308	\$ 75,035	\$ 56,500
Saint George	97	\$ 77,049	\$ 76,125	\$ 75,567	\$ 75,009	\$ 56,500
Saint Mary's	544	\$ 89,021	\$ 82,693	\$ 78,876	\$ 75,059	\$ 56,500
Saint Michael	412	\$ 85,697	\$ 80,869	\$ 77,957	\$ 75,045	\$ 56,500
Saint Paul	453	\$ 85,672	\$ 80,856	\$ 77,950	\$ 75,045	\$ 56,500

Community Assistance Payments
Using SB210 With a Fixed Base
of \$300,000

①

Community	Population	Total Distribution				
		\$ 38,288,055	\$ 30,000,000	\$ 25,000,000	\$ 20,000,000	\$ 15,000,000
Sand Point	1,018	\$ 96,494	\$ 86,794	\$ 80,942	\$ 75,090	\$ 56,500
Savoonga	718	\$ 93,070	\$ 84,915	\$ 79,995	\$ 75,076	\$ 56,500
Saxman	411	\$ 85,322	\$ 80,664	\$ 77,853	\$ 75,043	\$ 56,500
Scammon Bay	518	\$ 89,021	\$ 82,693	\$ 78,876	\$ 75,059	\$ 56,500
Selawik	872	\$ 96,819	\$ 86,972	\$ 81,032	\$ 75,091	\$ 56,500
Seldovia	245	\$ 80,648	\$ 78,099	\$ 76,561	\$ 75,024	\$ 56,500
Seward	2,487	\$ 143,480	\$ 112,575	\$ 93,931	\$ 75,286	\$ 56,500
Shageluk	76	\$ 76,774	\$ 75,974	\$ 75,491	\$ 75,007	\$ 56,500
Shaktoolik	272	\$ 81,848	\$ 78,758	\$ 76,893	\$ 75,029	\$ 56,500
Shishmaref	598	\$ 89,346	\$ 82,872	\$ 78,966	\$ 75,060	\$ 56,500
Shungnak	294	\$ 82,248	\$ 78,977	\$ 77,004	\$ 75,030	\$ 56,500
Sitka	9,039	\$ 598,161	\$ 497,449	\$ 436,691	\$ 375,933	\$ 282,500
Skagway	982	\$ 325,993	\$ 314,262	\$ 307,185	\$ 300,109	\$ 226,000
Soldotna	4,284	\$ 182,944	\$ 134,229	\$ 104,840	\$ 75,451	\$ 56,500
Stebbins	593	\$ 90,446	\$ 83,475	\$ 79,270	\$ 75,065	\$ 56,500
Tanana	238	\$ 80,423	\$ 77,976	\$ 76,499	\$ 75,023	\$ 56,500
Teller	241	\$ 81,523	\$ 78,579	\$ 76,803	\$ 75,027	\$ 56,500
Tenakee Springs	141	\$ 78,549	\$ 76,947	\$ 75,981	\$ 75,015	\$ 56,500
Thorne Bay	518	\$ 87,746	\$ 81,994	\$ 78,524	\$ 75,053	\$ 56,500
Togiak	878	\$ 97,194	\$ 87,178	\$ 81,135	\$ 75,093	\$ 56,500
Toksook Bay	630	\$ 90,546	\$ 83,530	\$ 79,297	\$ 75,065	\$ 56,500
Unalakleet	701	\$ 93,620	\$ 85,217	\$ 80,147	\$ 75,078	\$ 56,500
Unalaska	4,737	\$ 190,092	\$ 138,151	\$ 106,816	\$ 75,481	\$ 56,500
Upper Kalskag	222	\$ 80,848	\$ 78,209	\$ 76,617	\$ 75,024	\$ 56,500
Valdez	4,101	\$ 175,246	\$ 130,005	\$ 102,712	\$ 75,419	\$ 56,500
Wainwright	543	\$ 88,921	\$ 82,638	\$ 78,848	\$ 75,058	\$ 56,500
Wales	150	\$ 79,274	\$ 77,345	\$ 76,181	\$ 75,018	\$ 56,500
Wasilla	8,365	\$ 286,640	\$ 191,127	\$ 133,506	\$ 75,885	\$ 56,500
White Mountain	197	\$ 79,674	\$ 77,564	\$ 76,292	\$ 75,020	\$ 56,500
Whittier	229	\$ 81,323	\$ 78,470	\$ 76,748	\$ 75,026	\$ 56,500
Wrangell	2,456	\$ 436,033	\$ 408,489	\$ 391,872	\$ 375,255	\$ 282,500
Yakutat	622	\$ 315,321	\$ 308,406	\$ 304,235	\$ 300,064	\$ 226,000
Akiachak	696	\$ 42,395	\$ 34,545	\$ 29,809	\$ 25,073	\$ 18,800
Alatna Tribal	24	\$ 25,600	\$ 25,329	\$ 25,166	\$ 25,003	\$ 18,800
Arctic Village	180	\$ 29,499	\$ 27,468	\$ 26,244	\$ 25,019	\$ 18,800
Atmautluak	320	\$ 32,998	\$ 29,388	\$ 27,211	\$ 25,033	\$ 18,800
Beaver	72	\$ 26,799	\$ 25,987	\$ 25,497	\$ 25,008	\$ 18,800
Big Salt	-	\$ -	\$ -	\$ -	\$ -	\$ -
Birch Creek	32	\$ 25,800	\$ 25,439	\$ 25,221	\$ 25,003	\$ 18,800
Central	86	\$ 27,149	\$ 26,179	\$ 25,594	\$ 25,009	\$ 18,800
Chalkyitsik	79	\$ 26,974	\$ 26,083	\$ 25,546	\$ 25,008	\$ 18,800
Chenega Bay	56	\$ 26,400	\$ 25,768	\$ 25,387	\$ 25,006	\$ 18,800
Chistochina	87	\$ 27,174	\$ 26,193	\$ 25,601	\$ 25,009	\$ 18,800
Chitina	108	\$ 27,699	\$ 26,481	\$ 25,746	\$ 25,011	\$ 18,800

Community Assistance Payments
Using SB210 With a Fixed Base
of \$300,000

①

Community	Population	Total Distribution				
		\$ 38,288,055	\$ 30,000,000	\$ 25,000,000	\$ 20,000,000	\$ 15,000,000
Circle	120	\$ 27,999	\$ 26,646	\$ 25,829	\$ 25,013	\$ 18,800
Copper Center	282	\$ 32,048	\$ 28,867	\$ 26,948	\$ 25,029	\$ 18,800
Crooked Creek	95	\$ 27,374	\$ 26,303	\$ 25,656	\$ 25,010	\$ 18,800
Deltana	2,285	\$ 82,109	\$ 56,336	\$ 40,787	\$ 25,239	\$ 18,800
Dot Lake	67	\$ 26,675	\$ 25,919	\$ 25,463	\$ 25,007	\$ 18,800
Dry Creek	93	\$ 27,324	\$ 26,275	\$ 25,643	\$ 25,010	\$ 18,800
Eagle Village	69	\$ 26,725	\$ 25,946	\$ 25,477	\$ 25,007	\$ 18,800
Elfin Cove	15	\$ 25,375	\$ 25,206	\$ 25,104	\$ 25,002	\$ 18,800
Four Mile Road	31	\$ 25,775	\$ 25,425	\$ 25,214	\$ 25,003	\$ 18,800
Gakona	205	\$ 30,124	\$ 27,811	\$ 26,416	\$ 25,021	\$ 18,800
Glennallen	472	\$ 36,797	\$ 31,473	\$ 28,261	\$ 25,049	\$ 18,800
Goldstream	-	\$ -	\$ -	\$ -	\$ -	\$ -
Gold Sand Acres	-	\$ -	\$ -	\$ -	\$ -	\$ -
Gulkana	116	\$ 27,899	\$ 26,591	\$ 25,801	\$ 25,012	\$ 18,800
Healy Lake	6	\$ 25,150	\$ 25,082	\$ 25,041	\$ 25,001	\$ 18,800
Hollis	113	\$ 27,824	\$ 26,550	\$ 25,781	\$ 25,012	\$ 18,800
Hyder	82	\$ 27,049	\$ 26,125	\$ 25,567	\$ 25,009	\$ 18,800
Kasigluk	621	\$ 40,521	\$ 33,516	\$ 29,291	\$ 25,065	\$ 18,800
Kenny Lake	310	\$ 32,748	\$ 29,251	\$ 27,142	\$ 25,032	\$ 18,800
Kipnuk	675	\$ 41,870	\$ 34,257	\$ 29,664	\$ 25,071	\$ 18,800
Klawock Subdivision	-	\$ -	\$ -	\$ -	\$ -	\$ -
Klukwan	93	\$ 27,324	\$ 26,275	\$ 25,643	\$ 25,010	\$ 18,800
Koliganek	227	\$ 30,673	\$ 28,113	\$ 26,568	\$ 25,024	\$ 18,800
Kongiganak	503	\$ 37,571	\$ 31,898	\$ 28,475	\$ 25,053	\$ 18,800
Kwigillingok	377	\$ 34,422	\$ 30,170	\$ 27,605	\$ 25,039	\$ 18,800
Lime Village	33	\$ 25,825	\$ 25,453	\$ 25,228	\$ 25,003	\$ 18,800
Manley Hot Springs	130	\$ 28,249	\$ 26,783	\$ 25,898	\$ 25,014	\$ 18,800
McCarthy	30	\$ 25,750	\$ 25,411	\$ 25,207	\$ 25,003	\$ 18,800
Mentasta	120	\$ 27,999	\$ 26,646	\$ 25,829	\$ 25,013	\$ 18,800
Minto	210	\$ 30,249	\$ 27,880	\$ 26,451	\$ 25,022	\$ 18,800
Naukati Bay	107	\$ 27,674	\$ 26,467	\$ 25,739	\$ 25,011	\$ 18,800
Nelchina/Mendeltna	106	\$ 27,649	\$ 26,454	\$ 25,732	\$ 25,011	\$ 18,800
Newtok	396	\$ 34,897	\$ 30,431	\$ 27,736	\$ 25,041	\$ 18,800
Nikolski	14	\$ 25,350	\$ 25,192	\$ 25,097	\$ 25,001	\$ 18,800
Northway	215	\$ 30,373	\$ 27,948	\$ 26,485	\$ 25,022	\$ 18,800
Oscarville	59	\$ 26,475	\$ 25,809	\$ 25,408	\$ 25,006	\$ 18,800
Paxson	20	\$ 25,500	\$ 25,274	\$ 25,138	\$ 25,002	\$ 18,800
Pitka's Point	121	\$ 28,024	\$ 26,659	\$ 25,836	\$ 25,013	\$ 18,800
Point Baker	14	\$ 25,350	\$ 25,192	\$ 25,097	\$ 25,001	\$ 18,800
Port Protection	54	\$ 26,350	\$ 25,741	\$ 25,373	\$ 25,006	\$ 18,800
Rampart	39	\$ 25,975	\$ 25,535	\$ 25,269	\$ 25,004	\$ 18,800
Red Devil	11	\$ 25,275	\$ 25,151	\$ 25,076	\$ 25,001	\$ 18,800
Silver Springs	113	\$ 27,824	\$ 26,550	\$ 25,781	\$ 25,012	\$ 18,800
Slana	132	\$ 28,299	\$ 26,810	\$ 25,912	\$ 25,014	\$ 18,800

Community Assistance Payments
Using SB210 With a Fixed Base
of \$300,000

①

Community	Population	Total Distribution				
		\$ 38,288,055	\$ 30,000,000	\$ 25,000,000	\$ 20,000,000	\$ 15,000,000
Sleetmute	103	\$ 27,574	\$ 26,412	\$ 25,712	\$ 25,011	\$ 18,800
Stevens Village	39	\$ 25,975	\$ 25,535	\$ 25,269	\$ 25,004	\$ 18,800
Stony River	37	\$ 25,925	\$ 25,507	\$ 25,256	\$ 25,004	\$ 18,800
Takotna	63	\$ 26,575	\$ 25,864	\$ 25,435	\$ 25,007	\$ 18,800
Tanacross	108	\$ 27,699	\$ 26,481	\$ 25,746	\$ 25,011	\$ 18,800
Tatitlek	98	\$ 27,449	\$ 26,344	\$ 25,677	\$ 25,010	\$ 18,800
Tazlina	258	\$ 31,448	\$ 28,538	\$ 26,783	\$ 25,027	\$ 18,800
Tetlin	112	\$ 27,799	\$ 26,536	\$ 25,774	\$ 25,012	\$ 18,800
Tok	1,259	\$ 56,466	\$ 42,265	\$ 33,698	\$ 25,132	\$ 18,800
Tolsona	28	\$ 25,700	\$ 25,384	\$ 25,193	\$ 25,003	\$ 18,800
Tuluksak	376	\$ 34,397	\$ 30,156	\$ 27,598	\$ 25,039	\$ 18,800
Tuntutuliak	438	\$ 35,947	\$ 31,007	\$ 28,026	\$ 25,046	\$ 18,800
Tununak	395	\$ 34,872	\$ 30,417	\$ 27,729	\$ 25,041	\$ 18,800
Twin Hills	83	\$ 27,074	\$ 26,138	\$ 25,573	\$ 25,009	\$ 18,800
Venetie	189	\$ 29,724	\$ 27,592	\$ 26,306	\$ 25,020	\$ 18,800
Whale Pass	46	\$ 26,150	\$ 25,631	\$ 25,318	\$ 25,005	\$ 18,800
Whitestone	99	\$ 27,474	\$ 26,358	\$ 25,684	\$ 25,010	\$ 18,800
Unincorporated In Boroughs		\$ 1,248,200	\$ 1,248,200	\$ 1,248,200	\$ 1,248,200	\$ 940,100
Total	730,660	\$ 38,288,055	\$ 30,000,000	\$ 24,999,997	\$ 19,999,999	\$ 15,006,300

Community Assistance Payments
SB210 with Base Equal to 55%
of Total Payout

②

Community	Population	Total Distribution				
		\$ 38,288,055	\$ 30,000,000	\$ 25,000,000	\$ 20,000,000	\$ 15,000,000
Adak	283	\$ 89,595	\$ 70,202	\$ 58,501	\$ 46,801	\$ 35,101
Akhiok	85	\$ 85,243	\$ 66,791	\$ 55,659	\$ 44,527	\$ 33,396
Akiak	355	\$ 92,066	\$ 72,137	\$ 60,114	\$ 48,091	\$ 36,069
Akutan	1,154	\$ 105,077	\$ 82,332	\$ 68,609	\$ 54,888	\$ 41,166
Alakanuk	704	\$ 99,783	\$ 78,184	\$ 65,153	\$ 52,122	\$ 39,092
Aleknagik	211	\$ 88,913	\$ 69,667	\$ 58,055	\$ 46,444	\$ 34,834
Aleutians East Borough	50	\$ 250,294	\$ 196,114	\$ 163,428	\$ 130,742	\$ 98,056
Allakaket	108	\$ 87,101	\$ 68,248	\$ 56,872	\$ 45,498	\$ 34,124
Ambler	264	\$ 89,642	\$ 70,238	\$ 58,531	\$ 46,825	\$ 35,119
Anaktuvuk Pass	358	\$ 92,372	\$ 72,377	\$ 60,313	\$ 48,251	\$ 36,188
Anchorage	301,134	\$ 7,365,259	\$ 5,770,884	\$ 4,809,098	\$ 3,847,280	\$ 2,885,461
Anderson	235	\$ 88,231	\$ 69,132	\$ 57,610	\$ 46,088	\$ 34,566
Angoon	438	\$ 93,148	\$ 72,985	\$ 60,820	\$ 48,657	\$ 36,493
Aniak	546	\$ 95,642	\$ 74,939	\$ 62,449	\$ 49,959	\$ 37,470
Anvik	80	\$ 84,937	\$ 66,551	\$ 55,459	\$ 44,367	\$ 33,276
Atka	67	\$ 84,725	\$ 66,386	\$ 55,321	\$ 44,257	\$ 33,193
Atkasuk	248	\$ 88,960	\$ 69,704	\$ 58,086	\$ 46,469	\$ 34,852
Barrow	4,717	\$ 197,660	\$ 154,873	\$ 129,061	\$ 103,249	\$ 77,437
Bethel	6,278	\$ 229,117	\$ 179,521	\$ 149,601	\$ 119,681	\$ 89,761
Bettles	14	\$ 83,384	\$ 65,335	\$ 54,445	\$ 43,556	\$ 32,667
Brevig Mission	445	\$ 92,889	\$ 72,783	\$ 60,651	\$ 48,521	\$ 36,391
Bristol Bay Borough	933	\$ 270,245	\$ 211,747	\$ 176,456	\$ 141,164	\$ 105,873
Buckland	487	\$ 94,019	\$ 73,667	\$ 61,389	\$ 49,111	\$ 36,834
Chefornak	436	\$ 93,313	\$ 73,114	\$ 60,928	\$ 48,743	\$ 36,557
Chevak	984	\$ 107,194	\$ 83,991	\$ 69,992	\$ 55,994	\$ 41,996
Chignik	92	\$ 85,360	\$ 66,883	\$ 55,735	\$ 44,589	\$ 33,442
Chuathbaluk	127	\$ 86,537	\$ 67,805	\$ 56,504	\$ 45,203	\$ 33,903
Clark's Point	54	\$ 84,348	\$ 66,091	\$ 55,075	\$ 44,060	\$ 33,045
Coffman Cove	163	\$ 87,807	\$ 68,801	\$ 57,333	\$ 45,867	\$ 34,400
Cold Bay	85	\$ 84,960	\$ 66,570	\$ 55,474	\$ 44,380	\$ 33,285
Cordova	2,302	\$ 137,734	\$ 107,920	\$ 89,933	\$ 71,946	\$ 53,960
Craig	1,195	\$ 110,888	\$ 86,885	\$ 72,404	\$ 57,923	\$ 43,443
Deering	139	\$ 86,301	\$ 67,621	\$ 56,350	\$ 45,080	\$ 33,810
Delta Junction	1,101	\$ 109,006	\$ 85,410	\$ 71,175	\$ 56,940	\$ 42,705
Denali Borough	1,558	\$ 286,174	\$ 224,227	\$ 186,856	\$ 149,485	\$ 112,113
Dillingham	2,395	\$ 139,263	\$ 109,118	\$ 90,931	\$ 72,745	\$ 54,559
Diomede	119	\$ 85,337	\$ 66,865	\$ 55,720	\$ 44,576	\$ 33,432
Eagle	93	\$ 84,984	\$ 66,588	\$ 55,490	\$ 44,392	\$ 33,294
Edna Bay	39	\$ 84,231	\$ 65,998	\$ 54,998	\$ 43,999	\$ 32,999
Eek	356	\$ 91,313	\$ 71,547	\$ 59,622	\$ 47,698	\$ 35,774
Egegik	112	\$ 85,572	\$ 67,049	\$ 55,874	\$ 44,699	\$ 33,525
Ekwok	115	\$ 85,713	\$ 67,160	\$ 55,966	\$ 44,773	\$ 33,580
Elim	352	\$ 91,125	\$ 71,400	\$ 59,499	\$ 47,600	\$ 35,700
Emmonak	811	\$ 102,583	\$ 80,378	\$ 66,981	\$ 53,585	\$ 40,189

Community Assistance Payments
 SB210 with Base Equal to 55%
 of Total Payout

2

Community	Population	Total Distribution				
		\$ 38,288,055	\$ 30,000,000	\$ 25,000,000	\$ 20,000,000	\$ 15,000,000
Fairbanks	32,204	\$ 838,756	\$ 657,189	\$ 547,660	\$ 438,128	\$ 328,597
Fairbanks North Star Borough	65,219	\$ 1,764,378	\$ 1,382,440	\$ 1,152,040	\$ 921,632	\$ 691,224
False Pass	40	\$ 84,843	\$ 66,478	\$ 55,397	\$ 44,318	\$ 33,239
Fort Yukon	590	\$ 96,395	\$ 75,529	\$ 62,940	\$ 50,353	\$ 37,765
Galena	483	\$ 94,513	\$ 74,055	\$ 61,711	\$ 49,369	\$ 37,027
Gambell	722	\$ 99,548	\$ 78,000	\$ 64,999	\$ 51,999	\$ 39,000
Golovin	181	\$ 87,478	\$ 68,542	\$ 57,118	\$ 45,695	\$ 34,271
Goodnews Bay	268	\$ 89,407	\$ 70,054	\$ 58,378	\$ 46,702	\$ 35,027
Grayling	188	\$ 87,266	\$ 68,377	\$ 56,980	\$ 45,584	\$ 34,188
Gustavus	502	\$ 95,666	\$ 74,958	\$ 62,464	\$ 49,972	\$ 37,479
Haines Borough	2,530	\$ 391,157	\$ 306,485	\$ 255,404	\$ 204,323	\$ 153,242
Holy Cross	167	\$ 87,242	\$ 68,358	\$ 56,964	\$ 45,572	\$ 34,179
Homer	5,136	\$ 204,366	\$ 160,127	\$ 133,439	\$ 106,752	\$ 80,064
Hoonah	798	\$ 101,548	\$ 79,567	\$ 66,305	\$ 53,044	\$ 39,783
Hooper Bay	1,134	\$ 111,594	\$ 87,438	\$ 72,865	\$ 58,292	\$ 43,719
Houston	2,039	\$ 132,440	\$ 103,772	\$ 86,476	\$ 69,181	\$ 51,886
Hughes	88	\$ 85,219	\$ 66,773	\$ 55,643	\$ 44,515	\$ 33,386
Huslia	322	\$ 90,795	\$ 71,142	\$ 59,284	\$ 47,428	\$ 35,571
Hydaburg	405	\$ 92,583	\$ 72,543	\$ 60,452	\$ 48,362	\$ 36,271
Juneau	33,064	\$ 1,115,448	\$ 873,987	\$ 728,325	\$ 582,660	\$ 436,995
Kachemak	455	\$ 94,489	\$ 74,036	\$ 61,696	\$ 49,357	\$ 37,018
Kake	598	\$ 97,712	\$ 76,562	\$ 63,801	\$ 51,041	\$ 38,281
Kaktovik	262	\$ 89,289	\$ 69,962	\$ 58,301	\$ 46,641	\$ 34,981
Kaltag	184	\$ 87,313	\$ 68,413	\$ 57,011	\$ 45,609	\$ 34,207
Kasaan	75	\$ 85,148	\$ 66,717	\$ 55,597	\$ 44,478	\$ 33,359
Kenai	7,247	\$ 253,210	\$ 198,398	\$ 165,332	\$ 132,266	\$ 99,200
Kenai Peninsula Borough	37,008	\$ 1,134,341	\$ 888,789	\$ 740,661	\$ 592,529	\$ 444,397
Ketchikan	8,313	\$ 277,868	\$ 217,718	\$ 181,432	\$ 145,146	\$ 108,860
Ketchikan Gateway Borough	5,132	\$ 369,087	\$ 289,192	\$ 240,994	\$ 192,795	\$ 144,596
Kiana	406	\$ 93,124	\$ 72,967	\$ 60,805	\$ 48,644	\$ 36,483
King Cove	934	\$ 104,300	\$ 81,723	\$ 68,102	\$ 54,482	\$ 40,862
Kivalina	402	\$ 92,819	\$ 72,727	\$ 60,605	\$ 48,485	\$ 36,364
Klawock	786	\$ 102,418	\$ 80,249	\$ 66,873	\$ 53,499	\$ 40,124
Kobuk	159	\$ 86,607	\$ 67,860	\$ 56,550	\$ 45,240	\$ 33,930
Kodiak	6,338	\$ 231,070	\$ 181,051	\$ 150,876	\$ 120,701	\$ 90,526
Kodiak Island Borough	6,715	\$ 408,944	\$ 320,421	\$ 267,018	\$ 213,614	\$ 160,210
Kotlik	644	\$ 98,301	\$ 77,023	\$ 64,185	\$ 51,348	\$ 38,511
Kotzebue	3,202	\$ 159,992	\$ 125,359	\$ 104,465	\$ 83,573	\$ 62,680
Koyuk	342	\$ 90,960	\$ 71,271	\$ 59,392	\$ 47,514	\$ 35,635
Koyukuk	89	\$ 85,384	\$ 66,902	\$ 55,751	\$ 44,601	\$ 33,451
Kupreanof	25	\$ 83,596	\$ 65,501	\$ 54,583	\$ 43,667	\$ 32,750
Kwethluk	783	\$ 101,783	\$ 79,751	\$ 66,459	\$ 53,167	\$ 39,876
Lake & Peninsula Borough	918	\$ 271,281	\$ 212,558	\$ 177,132	\$ 141,705	\$ 106,279
Larsen Bay	88	\$ 85,125	\$ 66,699	\$ 55,582	\$ 44,466	\$ 33,349

Community Assistance Payments
SB210 with Base Equal to 55%
of Total Payout

②

Community	Population	Total Distribution				
		\$ 38,288,055	\$ 30,000,000	\$ 25,000,000	\$ 20,000,000	\$ 15,000,000
Lower Kalskag	302	\$ 89,807	\$ 70,368	\$ 58,639	\$ 46,911	\$ 35,184
Manokotak	492	\$ 94,466	\$ 74,018	\$ 61,681	\$ 49,345	\$ 37,009
Marshall	473	\$ 93,995	\$ 73,649	\$ 61,374	\$ 49,099	\$ 36,825
Matanuska-Susitna Borough	79,585	\$ 2,213,484	\$ 1,734,327	\$ 1,445,280	\$ 1,156,224	\$ 867,169
McGrath	320	\$ 90,819	\$ 71,160	\$ 59,300	\$ 47,440	\$ 35,580
Mekoryuk	201	\$ 88,348	\$ 69,225	\$ 57,686	\$ 46,149	\$ 34,612
Metlakatla	1,471	\$ 117,758	\$ 92,268	\$ 76,890	\$ 61,512	\$ 46,134
Mountain Village	862	\$ 104,347	\$ 81,760	\$ 68,133	\$ 54,507	\$ 40,880
Napakiak	362	\$ 92,042	\$ 72,119	\$ 60,098	\$ 48,079	\$ 36,059
Napaskiak	442	\$ 93,572	\$ 73,317	\$ 61,097	\$ 48,878	\$ 36,659
Nenana	399	\$ 92,066	\$ 72,137	\$ 60,114	\$ 48,091	\$ 36,069
New Stuyahok	500	\$ 94,960	\$ 74,405	\$ 62,003	\$ 49,603	\$ 37,202
Newhalen	214	\$ 87,737	\$ 68,745	\$ 57,287	\$ 45,830	\$ 34,373
Nightmute	281	\$ 89,831	\$ 70,386	\$ 58,654	\$ 46,924	\$ 35,193
Nikolai	108	\$ 85,172	\$ 66,736	\$ 55,613	\$ 44,490	\$ 33,368
Nome	3,659	\$ 172,979	\$ 135,535	\$ 112,946	\$ 90,357	\$ 67,768
Nondalton	165	\$ 86,701	\$ 67,934	\$ 56,611	\$ 45,289	\$ 33,967
Noorvik	641	\$ 98,136	\$ 76,894	\$ 64,077	\$ 51,262	\$ 38,447
North Pole	2,209	\$ 133,428	\$ 104,546	\$ 87,121	\$ 69,697	\$ 52,273
North Slope Borough	642	\$ 316,902	\$ 248,303	\$ 206,920	\$ 165,535	\$ 124,151
Northwest Arctic Borough	930	\$ 271,540	\$ 212,761	\$ 177,301	\$ 141,840	\$ 106,380
Nuiqsut	452	\$ 93,619	\$ 73,354	\$ 61,128	\$ 48,902	\$ 36,677

Community Assistance Payments
SB210 with Base Equal to 55%
of Total Payout

②

Community	Population	Total Distribution				
		\$ 38,288,055	\$ 30,000,000	\$ 25,000,000	\$ 20,000,000	\$ 15,000,000
Sand Point	1,018	\$ 103,359	\$ 80,986	\$ 67,488	\$ 53,990	\$ 40,493
Savoonga	718	\$ 100,136	\$ 78,460	\$ 65,383	\$ 52,307	\$ 39,230
Saxman	411	\$ 92,842	\$ 72,746	\$ 60,621	\$ 48,497	\$ 36,373
Scammon Bay	518	\$ 96,324	\$ 75,474	\$ 62,894	\$ 50,316	\$ 37,737
Selawik	872	\$ 103,665	\$ 81,226	\$ 67,688	\$ 54,150	\$ 40,613
Seldovia	245	\$ 88,442	\$ 69,298	\$ 57,748	\$ 46,199	\$ 34,649
Seward	2,487	\$ 147,592	\$ 115,644	\$ 96,369	\$ 77,096	\$ 57,822
Shageluk	76	\$ 84,796	\$ 66,441	\$ 55,367	\$ 44,294	\$ 33,220
Shaktolik	272	\$ 89,572	\$ 70,183	\$ 58,485	\$ 46,788	\$ 35,092
Shishmaref	598	\$ 96,630	\$ 75,714	\$ 63,094	\$ 50,475	\$ 37,857
Shungnak	294	\$ 89,948	\$ 70,478	\$ 58,731	\$ 46,985	\$ 35,239
Sitka	9,039	\$ 542,584	\$ 425,133	\$ 354,277	\$ 283,422	\$ 212,566
Skagway	982	\$ 273,845	\$ 214,567	\$ 178,806	\$ 143,045	\$ 107,283
Soldotna	4,284	\$ 184,743	\$ 144,753	\$ 120,627	\$ 96,502	\$ 72,377
Stebbins	593	\$ 97,665	\$ 76,525	\$ 63,770	\$ 51,016	\$ 38,262
Tanana	238	\$ 88,231	\$ 69,132	\$ 57,610	\$ 46,088	\$ 34,566
Teller	241	\$ 89,266	\$ 69,944	\$ 58,286	\$ 46,629	\$ 34,972
Tenakee Springs	141	\$ 86,466	\$ 67,750	\$ 56,457	\$ 45,166	\$ 33,875
Thorne Bay	518	\$ 95,124	\$ 74,534	\$ 62,111	\$ 49,689	\$ 37,267
Togiak	878	\$ 104,018	\$ 81,502	\$ 67,918	\$ 54,335	\$ 40,751
Toksook Bay	630	\$ 97,760	\$ 76,599	\$ 63,832	\$ 51,065	\$ 38,299
Unalakleet	701	\$ 100,653	\$ 78,866	\$ 65,721	\$ 52,577	\$ 39,433
Unalaska	4,737	\$ 191,472	\$ 150,025	\$ 125,021	\$ 100,017	\$ 75,013
Upper Kalskag	222	\$ 88,631	\$ 69,446	\$ 57,871	\$ 46,297	\$ 34,723
Valdez	4,101	\$ 177,496	\$ 139,075	\$ 115,895	\$ 92,716	\$ 69,538
Wainwright	543	\$ 96,230	\$ 75,400	\$ 62,833	\$ 50,267	\$ 37,700
Wales	150	\$ 87,148	\$ 68,284	\$ 56,903	\$ 45,523	\$ 34,142
Wasilla	8,365	\$ 282,362	\$ 221,239	\$ 184,366	\$ 147,493	\$ 110,620
White Mountain	197	\$ 87,525	\$ 68,579	\$ 57,149	\$ 45,719	\$ 34,290
Whittier	229	\$ 89,078	\$ 69,796	\$ 58,163	\$ 46,530	\$ 34,898
Wrangell	2,456	\$ 389,957	\$ 305,545	\$ 254,620	\$ 203,696	\$ 152,772
Yakutat	622	\$ 263,799	\$ 206,696	\$ 172,246	\$ 137,797	\$ 103,347
Akiachak	696	\$ 47,548	\$ 37,255	\$ 31,046	\$ 24,837	\$ 18,627
Alatna Tribal	24	\$ 31,737	\$ 24,866	\$ 20,723	\$ 16,578	\$ 12,433
Arctic Village	180	\$ 35,407	\$ 27,742	\$ 23,119	\$ 18,495	\$ 13,871
Atmautluak	320	\$ 38,701	\$ 30,323	\$ 25,270	\$ 20,216	\$ 15,162
Beaver	72	\$ 32,866	\$ 25,751	\$ 21,460	\$ 17,168	\$ 12,876
Big Salt	-	\$ -	\$ -	\$ -	\$ -	\$ -
Birch Creek	32	\$ 31,925	\$ 25,014	\$ 20,846	\$ 16,676	\$ 12,507
Central	86	\$ 33,195	\$ 26,009	\$ 21,675	\$ 17,340	\$ 13,005
Chalkyitsik	79	\$ 33,031	\$ 25,880	\$ 21,568	\$ 17,254	\$ 12,940
Chenega Bay	56	\$ 32,490	\$ 25,456	\$ 21,214	\$ 16,971	\$ 12,728
Chistochina	87	\$ 33,219	\$ 26,028	\$ 21,691	\$ 17,352	\$ 13,014
Chitina	108	\$ 33,713	\$ 26,415	\$ 22,013	\$ 17,610	\$ 13,207

Community Assistance Payments
SB210 with Base Equal to 55%
of Total Payout

②

Community	Population	Total Distribution				
		\$ 38,288,055	\$ 30,000,000	\$ 25,000,000	\$ 20,000,000	\$ 15,000,000
Circle	120	\$ 33,995	\$ 26,636	\$ 22,198	\$ 17,758	\$ 13,318
Copper Center	282	\$ 37,807	\$ 29,623	\$ 24,686	\$ 19,749	\$ 14,811
Crooked Creek	95	\$ 33,407	\$ 26,175	\$ 21,813	\$ 17,451	\$ 13,088
Deltana	2,285	\$ 84,934	\$ 66,548	\$ 55,457	\$ 44,366	\$ 33,274
Dot Lake	67	\$ 32,748	\$ 25,659	\$ 21,383	\$ 17,106	\$ 12,830
Dry Creek	93	\$ 33,360	\$ 26,138	\$ 21,783	\$ 17,426	\$ 13,069
Eagle Village	69	\$ 32,795	\$ 25,696	\$ 21,414	\$ 17,131	\$ 12,848
Elfin Cove	15	\$ 31,525	\$ 24,701	\$ 20,584	\$ 16,467	\$ 12,350
Four Mile Road	31	\$ 31,901	\$ 24,995	\$ 20,830	\$ 16,664	\$ 12,498
Gakona	205	\$ 35,995	\$ 28,203	\$ 23,503	\$ 18,802	\$ 14,102
Glennallen	472	\$ 42,277	\$ 33,125	\$ 27,605	\$ 22,084	\$ 16,563
Goldstream	-	\$ -	\$ -	\$ -	\$ -	\$ -
Gold Sand Acres	-	\$ -	\$ -	\$ -	\$ -	\$ -
Gulkana	116	\$ 33,901	\$ 26,562	\$ 22,136	\$ 17,709	\$ 13,281
Healy Lake	6	\$ 31,313	\$ 24,535	\$ 20,446	\$ 16,357	\$ 12,267
Hollis	113	\$ 33,831	\$ 26,507	\$ 22,090	\$ 17,672	\$ 13,254
Hyder	82	\$ 33,101	\$ 25,936	\$ 21,614	\$ 17,291	\$ 12,968
Kasigluk	621	\$ 45,783	\$ 35,872	\$ 29,894	\$ 23,915	\$ 17,936
Kenny Lake	310	\$ 38,466	\$ 30,139	\$ 25,116	\$ 20,093	\$ 15,069
Kipnuk	675	\$ 47,054	\$ 36,868	\$ 30,724	\$ 24,579	\$ 18,434
Klawock Subdivision	-	\$ -	\$ -	\$ -	\$ -	\$ -
Klukwan	93	\$ 33,360	\$ 26,138	\$ 21,783	\$ 17,426	\$ 13,069
Koliganek	227	\$ 36,513	\$ 28,609	\$ 23,841	\$ 19,073	\$ 14,304
Kongiganak	503	\$ 43,007	\$ 33,697	\$ 28,081	\$ 22,465	\$ 16,848
Kwigillingok	377	\$ 40,042	\$ 31,374	\$ 26,146	\$ 20,916	\$ 15,687
Lime Village	33	\$ 31,948	\$ 25,032	\$ 20,861	\$ 16,689	\$ 12,516
Manley Hot Springs	130	\$ 34,231	\$ 26,821	\$ 22,351	\$ 17,881	\$ 13,410
McCarthy	30	\$ 31,878	\$ 24,977	\$ 20,815	\$ 16,652	\$ 12,489
Mentasta	120	\$ 33,995	\$ 26,636	\$ 22,198	\$ 17,758	\$ 13,318
Minto	210	\$ 36,113	\$ 28,295	\$ 23,580	\$ 18,864	\$ 14,148
Naukati Bay	107	\$ 33,690	\$ 26,397	\$ 21,998	\$ 17,598	\$ 13,198
Nelchina/Mendeltna	106	\$ 33,666	\$ 26,378	\$ 21,982	\$ 17,586	\$ 13,189
Newtok	396	\$ 40,489	\$ 31,724	\$ 26,438	\$ 21,150	\$ 15,862
Nikolski	14	\$ 31,501	\$ 24,682	\$ 20,569	\$ 16,455	\$ 12,341
Northway	215	\$ 36,231	\$ 28,388	\$ 23,657	\$ 18,925	\$ 14,194
Oscarville	59	\$ 32,560	\$ 25,512	\$ 21,260	\$ 17,008	\$ 12,756
Paxson	20	\$ 31,643	\$ 24,793	\$ 20,661	\$ 16,529	\$ 12,396
Pitka's Point	121	\$ 34,019	\$ 26,655	\$ 22,213	\$ 17,770	\$ 13,327
Point Baker	14	\$ 31,501	\$ 24,682	\$ 20,569	\$ 16,455	\$ 12,341
Port Protection	54	\$ 32,443	\$ 25,419	\$ 21,184	\$ 16,947	\$ 12,710
Rampart	39	\$ 32,090	\$ 25,143	\$ 20,953	\$ 16,762	\$ 12,571
Red Devil	11	\$ 31,431	\$ 24,627	\$ 20,523	\$ 16,418	\$ 12,313
Silver Springs	113	\$ 33,831	\$ 26,507	\$ 22,090	\$ 17,672	\$ 13,254
Slana	132	\$ 34,278	\$ 26,857	\$ 22,382	\$ 17,905	\$ 13,429

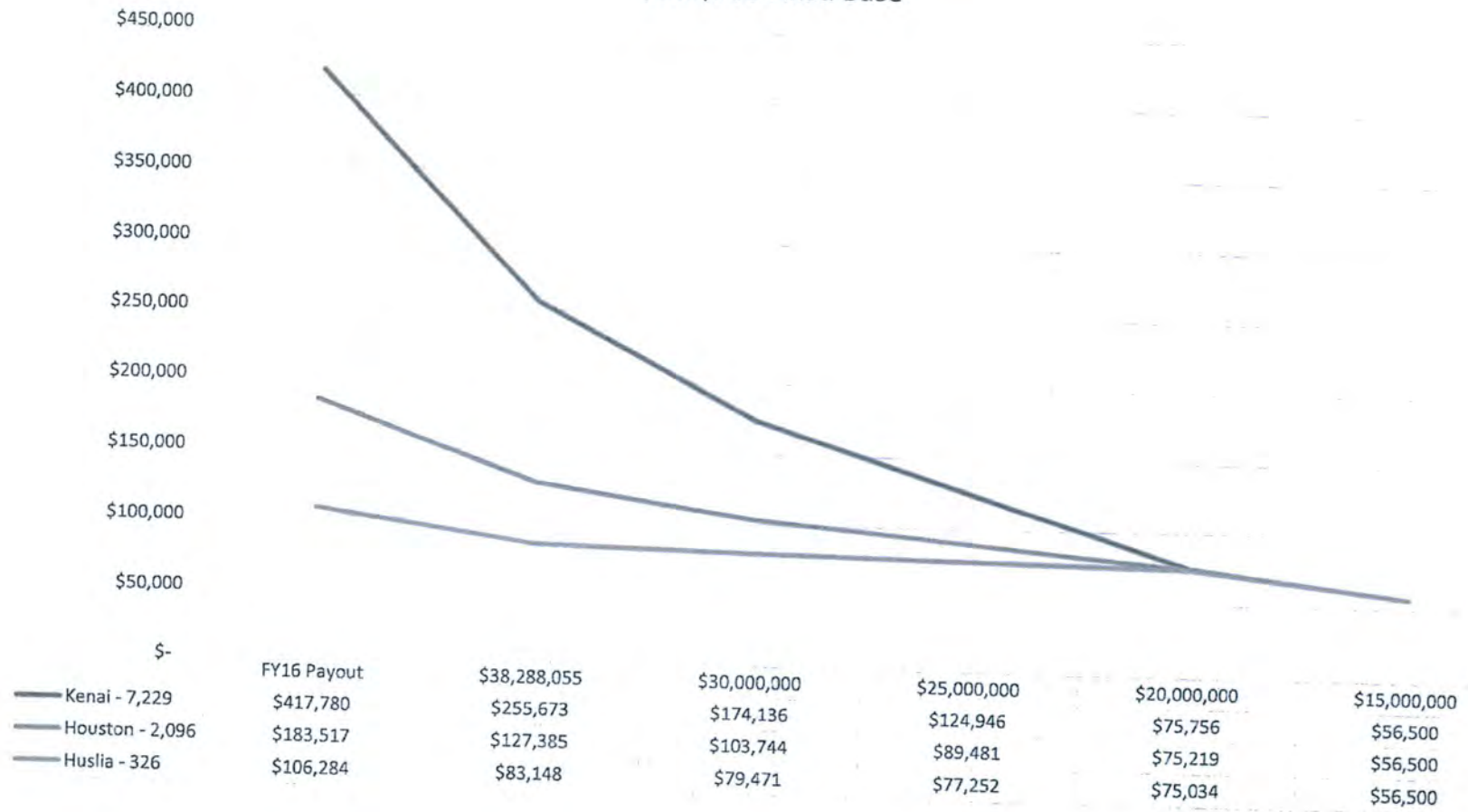
Community Assistance Payments
 SB210 with Base Equal to 55%
 of Total Payout

②

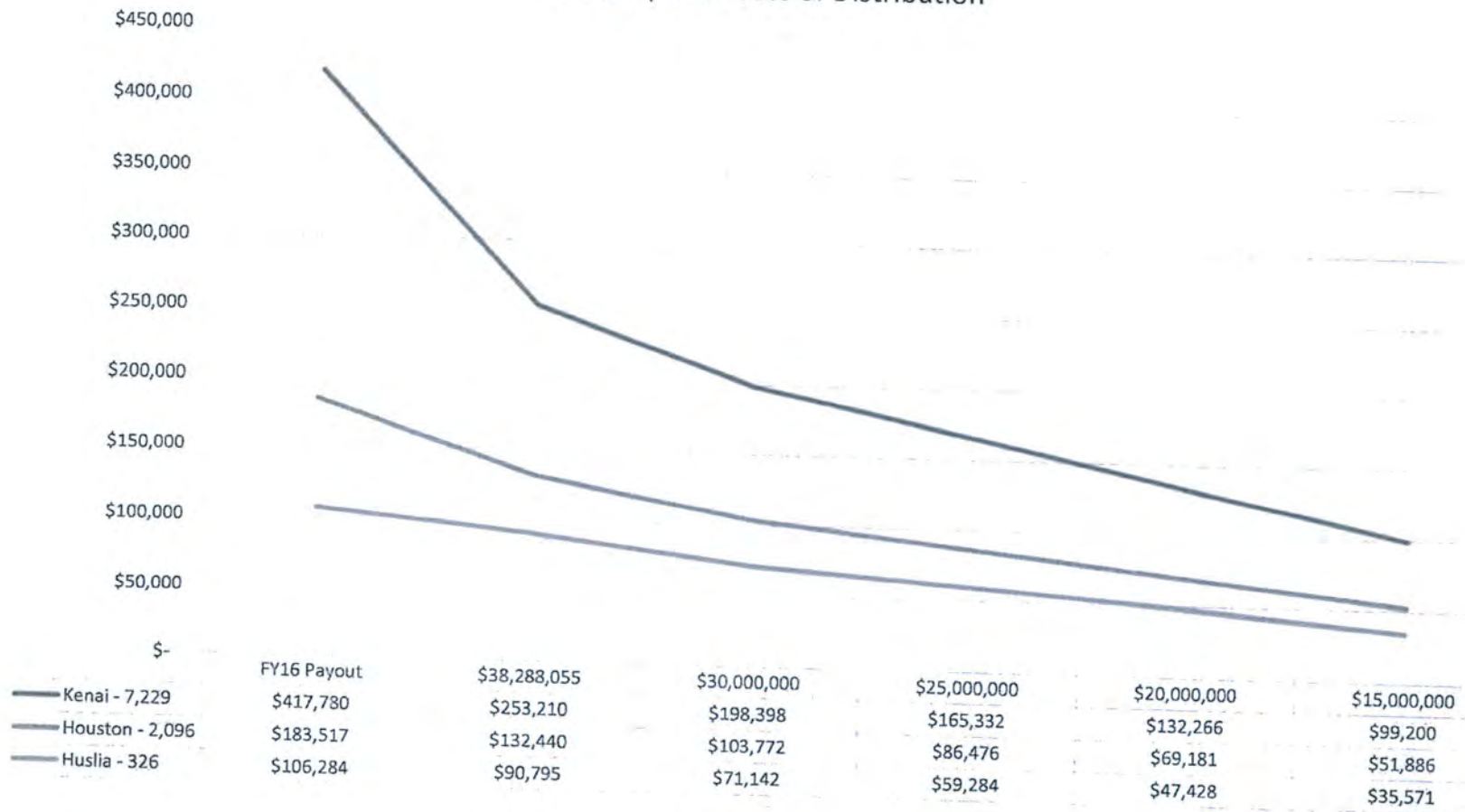
Community	Population	Total Distribution				
		\$ 38,288,055	\$ 30,000,000	\$ 25,000,000	\$ 20,000,000	\$ 15,000,000
Sleetmute	103	\$ 33,595	\$ 26,323	\$ 21,936	\$ 17,549	\$ 13,161
Stevens Village	39	\$ 32,090	\$ 25,143	\$ 20,953	\$ 16,762	\$ 12,571
Stony River	37	\$ 32,043	\$ 25,106	\$ 20,922	\$ 16,738	\$ 12,553
Takotna	63	\$ 32,654	\$ 25,585	\$ 21,322	\$ 17,057	\$ 12,793
Tanacross	108	\$ 33,713	\$ 26,415	\$ 22,013	\$ 17,610	\$ 13,207
Tatitlek	98	\$ 33,478	\$ 26,231	\$ 21,860	\$ 17,487	\$ 13,115
Tazlina	258	\$ 37,242	\$ 29,180	\$ 24,318	\$ 19,454	\$ 14,590
Tetlin	112	\$ 33,807	\$ 26,489	\$ 22,075	\$ 17,659	\$ 13,244
Tok	1,259	\$ 60,794	\$ 47,634	\$ 39,695	\$ 31,756	\$ 23,817
Tolsona	28	\$ 31,831	\$ 24,940	\$ 20,784	\$ 16,627	\$ 12,470
Tuluksak	376	\$ 40,019	\$ 31,356	\$ 26,130	\$ 20,904	\$ 15,678
Tuntutuliak	438	\$ 41,477	\$ 32,499	\$ 27,083	\$ 21,666	\$ 16,249
Tununak	395	\$ 40,466	\$ 31,706	\$ 26,422	\$ 21,138	\$ 15,853
Twin Hills	83	\$ 33,125	\$ 25,954	\$ 21,629	\$ 17,303	\$ 12,977
Venetie	189	\$ 35,619	\$ 27,908	\$ 23,258	\$ 18,606	\$ 13,954
Whale Pass	46	\$ 32,254	\$ 25,272	\$ 21,061	\$ 16,848	\$ 12,636
Whitestone	99	\$ 33,501	\$ 26,249	\$ 21,875	\$ 17,500	\$ 13,125
Unincorporated In Boroughs		\$ 1,641,699	\$ 1,286,357	\$ 1,071,951	\$ 857,545	\$ 643,139
Total	730,660	\$ 38,288,060	\$ 30,000,000	\$ 25,000,002	\$ 20,000,002	\$ 14,999,997

3

\$300,000 Fixed Base



Base Equal to 55% of Distribution



**PROPOSED
AMENDMENT**

OFFERED IN THE HOUSE

BY

TO: CSSB 210(FIN)

1 Page 4, line 27, through page 5, line 6:

2 Delete "(a) The [DEPARTMENT SHALL CALCULATE THE] basic amount used
3 for determining the basic community assistance [REVENUE SHARING] payment for a fiscal
4 year [BY APPLYING THE FOLLOWING FORMULA: THE AMOUNT AVAILABLE FOR
5 PAYMENTS FOR THAT FISCAL YEAR UNDER AS 29.60.850(c), MINUS 60,000,000,
6 DIVIDED BY 60,000,000, PLUS ONE, MULTIPLIED BY 384,000. HOWEVER, IF THE
7 AMOUNT CALCULATED IS LESS THAN \$220,000, THE BASIC AMOUNT FOR THAT
8 FISCAL YEAR] is \$384,000 [\$220,000]. However, if the amount available for payments
9 for that fiscal year under AS 29.60.850(c) is less than the amount necessary to make the
10 payments under (b) of this section, the department shall reduce the basic amount pro
11 rata."

12
13 Insert "(a) The basic community assistance payment shall be fifty-five percent (55%)
14 of the total distribution as provided for in AS 29.60.850(c);"

15
16 Insert "(b) The borough base distribution is twenty-two and one-half percent (22.5%) of
17 the basic community assistance payment divided by the number of Alaska boroughs and
unified municipalities;"

18
19 Page 5, line 7:

20 Delete "(b)"

21 Insert "(c) [(b)]"

22
23 Page 5, line 12:

24 Delete "one-fourth"

25 Insert "one-third [ONE-FOURTH]"

- 1 Page 5, line 14:
- 2 Delete "one-twelfth"
- 3 Insert "one-eighth [ONE-TWELFTH]"
- 4
- 5 Page 5, lines 16 - 17:
- 6 Delete "one-nineteenth"
- 7 Insert "one-twelfth [ONE-NINETEENTH]"
- 8
- 9 Page 5, line 18:
- 10 Delete "(c)"
- 11 Insert "(d) [(c)]"

Helen Phillips

From: Rep. Steve Thompson
Sent: Thursday, April 14, 2016 1:09 PM
To: Helen Phillips
Cc: Jane Pierson
Subject: FW: Bill: HB 249: Electronic Tax Returns & Motor Fuel Tax

From: Paul Gibson [mailto:paulgibson@alaskaerofuel.com]
Sent: Thursday, April 14, 2016 12:23 PM
To: Rep. Mark Neuman <Rep.Mark.Neuman@akleg.gov>; Rep. Steve Thompson <Rep.Steve.Thompson@akleg.gov>
Subject: Bill: HB 249: Electronic Tax Returns & Motor Fuel Tax

Dear Sirs,

I am unable to attend the teleconference scheduled today for HB 249, unfortunately.

In light of that though, can you please see that our concerns are at least reviewed with regard to the proposal for requiring electronic filing?

Our points of concern:

- Serve a larger customer base than 30 or 40% of other Qualified Dealers (as verified by SMF Tax Division) to merit considerations –
- Electronic Filing template is not able to be used by us due to “Credit Memo” entries from our system
 - o Entries are made in one month
 - o Adjusted (including tax status) the *following month* with a Credit Memo to the invoice (GAAP principles as mandated by the State)
- § These entries cannot be entered differently at the time of sale, as the information is not available. A scenario can be as little as 1 day interval, but does cross the month.
 - o Electronic template rejects any and all negative values on line item entries of data files
 - o Thru-put gallons are also adjusted with negative values (non-tax, but inventory adjusting entries)

For entries other than 'Credit memo's', any and all other negative values are rejected (quantity adjustment same day, resulting in line item negative value, to preserve source document and adjusting entry source document.

Our appeal to delay the electronic filing requirements is only to perfect the filing process to allow for negative values. We have just undergone a 3 year audit that helped reiterate these issues to the Department, that we have repeatedly addressed. We in fact are a large proponent of the electronic filing, but are hindered. Our only work around, is to manually manipulate computer generated data to a falsified value (one that does not agree with source documents), or not operate with GAAP rules.

PLEASE contact me if there are any questions, or I may be of further help in explaining. We have communicated at length with Barry Grafel, Tax Auditor in light of this issue.

Thank You,

Paul M. Gibson

President / CEO

Alaska Aerofuel, Inc.

(907) 474-0062 office

(907) 474-0085 fax

(907) 388-0059 cell

paulgibson@alaskaerofuel.com

www.AlaskaAerofuel.com