

HB

155

<TARGET><BILL>HB 155</BILL><SUBJECT>HB
155</SUBJECT><COMM>HFIN29</COMM></TARGET>



THE STATE
of **ALASKA**
GOVERNOR BILL WALKER

Office of the Governor

OFFICE OF MANAGEMENT AND BUDGET
Pat Pitney, Director

Court Plaza Building
240 Main Street, Suite 802
Juneau, Alaska 99811-0020
Main: 907.465.4660
Fax: 907.465.2090

September 8, 2015

The Honorable Steve Thompson
Co-Chair, House Finance Committee
Alaska State Legislature
1292 Sadler Way Suite 323
Fairbanks, AK 99701

The Honorable Mark Neuman
Co-Chair, House Finance Committee
Alaska State Legislature
600 E. Railroad Avenue
Wasilla, AK 99654

Dear Co-Chair and Co-Chair,

Thank you for the opportunity to present information on the discussion of the Fiscal Situation & Economic Analysis before the House Finance committee on August 24, 2015. The following is in response to questions posed by the committee during the overview for distribution to the members.

Representative Gattis: How much general fund is needed to match federal receipts?

Representative Neuman: How much/money grants have match?

Attached is a department operating summary of the general fund match authority and the federal authority for the FY2016 budget. Other funds may also match the federal authority, however this should provide a general idea of level of general fund match to federal budget by department.

Also attached is detailed federal program match information previously provided to the legislature. Departments will be able to provide updated match information in upcoming subcommittee meetings once the FY2015 fiscal year accounting is finalized.

The FY2016 capital match and leverage fund information is also enclosed.

Representative Neuman: How much of the Medicaid program is for mandated versus optional services?

Attached is information from the department of Health and Social Services on mandatory versus optional Medicaid programs.

Representative Neuman: How much are administrative versus grant costs and where are the reductions?

The FY2016 Authorized scenarios are being finalized and the information on how the unallocated cuts are being implemented are planned to be released at the end of September or early October. There will be a combination of administrative and grant cuts.

The Honorable Steve Thompson
The Honorable Mark Neuman
September 8, 2015
Page 2

Representative Gara: What is the cut if there is a flat budget (considering population and inflation growth)?

Representative Saddler: What rate is usually used for population growth and inflation/ CPI?

Inflation (CPI) for Anchorage – 1.2% - 3.2% range for 2010-2014. In 2014 it was 1.6% down from 3.1% in 2013. Additional CPI information by type of item and region available in links provided below.* Assuming a 2% inflation rate, holding a \$2 billion budget flat results in a \$40 million loss in purchasing/service capacity.

Alaska Population Percent Change – 3.7% April 1, 2010 to April 1, 2014. Recent annual percent change is around 1%. Alaska's population was 300,000 in FY70, 400,000 by FY76, 500,000 by FY83, 600,000 in FY94, over 700,000 in FY2009, and now exceeds 750,000. **

* www.labor.alaska.gov/research/cpi/cpi.htm and www.labor.alaska.gov/research/COL/COL.pdf

** United States Census Bureau – <http://quickfacts.census.gov/qfd/states/02000.html> and page 11 of <http://laborstats.alaska.gov/pop/projected/pub/popproj.pdf>.

Representative Neuman: Please provide information on service delivery delays:

Performance measure information is updated on the OMB website quarterly and can be found at: www.omb.alaska.gov/html/performance/details.html?p=2. It is anticipated that service delivery reductions will not be immediate, will be reflected over the course of the next year, and may become more significant as budget reductions continue. Despite budget and staffing reductions the goal is to maintain service and minimize reduction impacts through efficiency measures, however impacts are anticipated.

Representative Neuman: Please resubmit the white paper on various taxes.

The Building a Sustainable Future: conversations with Alaskans Department of Revenue white paper detailing the variety of revenue options and relative range of revenue produced by each is at: http://gov.alaska.gov/Walker_media/documents/20150605_potential-fiscal-and-revenue-options.pdf

Representative Neuman: Please provide more information on the concept of collateralization.

Please see page 10 and page 14 of the Building a Sustainable Future: conversations with Alaskans document enclosed and available at: http://gov.alaska.gov/Walker_media/documents/20150605_potential-fiscal-and-revenue-options.pdf

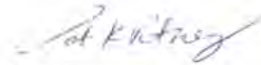
The Honorable Steve Thompson
The Honorable Mark Neuman
September 8, 2015
Page 3

Representative Neuman: Has prior legislation and fiscal note funding increases been reviewed for reduction?

Yes, departments have been examining all programs for potential funding reductions, including recent funding provided through fiscal notes. Over the next month commissioners will be contacting your office with additional information.

Please let me know if you have additional questions.

Sincerely,



Pat Pitney
Director

Enclosures

cc: David Teal, Director, Legislative Finance

**FY2016 Operating General Fund Match Budget to Federal Budget
 Prepared by OMB based on Draft FY2016 Authorized Scenario
 As of August 31, 2015**

| | GFM | Federal | % GFM to Federal |
|---|-----------|-------------|---------------------|
| Department of Administration Total | 0.0 | 3,806.7 | 0% |
| Department of Commerce, Community, and Economic Development Total | 5,508.6 | 19,871.8 | 28% |
| Department of Corrections Total | 0.0 | 5,481.8 | 0% |
| Department of Education and Early Development Total | 1,063.5 | 232,003.7 | 0% |
| Department of Environmental Conservation Total | 4,332.4 | 23,628.9 | 18% |
| Department of Fish and Game Total | 1,278.1 | 67,063.8 | 2% |
| Office of the Governor Total | 0.0 | 201.0 | 0% |
| Department of Health and Social Services Total | 560,693.4 | 1,253,679.3 | 45% |
| Department of Labor and Workforce Development Total | 7,705.7 | 94,386.6 | 8% |
| Department of Law Total | 317.4 | 1,020.1 | 31% |
| Department of Military and Veterans Affairs Total | 7,550.7 | 27,905.2 | 27% |
| Department of Natural Resources Total | 755.5 | 21,757.3 | 3% |
| Department of Public Safety Total | 693.3 | 10,799.6 | 6% |
| Department of Revenue Total | 8,221.0 | 78,130.6 | 11% |
| Department of Transportation/Public Facilities Total | 0.0 | 2,028.7 | 0% |
| University of Alaska Total | 4,777.3 | 150,852.7 | 3% |
| Judiciary Total | 0.0 | 1,325.6 | 0% |
| Debt Service Total | 0.0 | 5,248.3 | 0% |
| Fund Capitalization Total | 0.0 | 23,479.1 | 0% |
| Total | 602,896.9 | 2,022,670.8 | 30% |

Note: Other fund sources may match the federal funds including General Fund Mental Health

Summary by Department
 Prepared by Office of Management and Budget
 As of August 2012

**Federal Operating Grants With State Match and
 "Maintenance of Effort" Requirements
 For FY2013 Budget**

| Department | Federal Receipts | State Match or MOE \$ |
|--------------------------------|-------------------------|------------------------------|
| Administration | 2,276.6 | 1,088.5 |
| Commerce, Community & Econ Dev | 21,347.2 | 4,977.1 |
| Corrections | n/a | n/a |
| Court System | 1,789.5 | 3,615.7 |
| Education & Early Dev | 13,306.5 | 753,701.8 |
| Environ. Conservation | 23,541.6 | 5,577.4 |
| Fish and Game | 38,323.9 | 12,832.6 |
| Office of the Governor | n/a | n/a |
| Health and Social Services | 1,207,100.4 | 772,381.3 |
| Labor & Workforce Dev | 76,196.9 | 6,711.2 |
| Law | 1,018.0 | 339.0 |
| Military and Veterans Affairs | 3,640.2 | 2,660.3 |
| Natural Resources | 7,697.3 | 5,352.6 |
| Public Safety | 1,973.7 | 563.8 |
| Revenue | 18,929.4 | 7,643.6 |
| Transp. and Pub. Facilities | 5,152.6 | - |
| University of Alaska | 143,510.3 | 2,742.6 |
| Total | 1,565,804.1 | 1,580,187.5 |

Department of Administration
 Federal Grants With State Match and "Maintenance of Effort" Requirements For FY2013 Budget

The following federal grant information is provided for general information purposes. Various programs have different match requirements, i.e. in-kind, maintenance of effort, etc. Also, the funding sources used for match are not limited to "General Fund Match" and include other fund sources such as statutory designated program receipts, general funds, interagency, etc. Although the information is grouped by RDU, not all the match is budgeted within the same RDU or components.

| RDU | Component | CFDA No | Federal Grant Name | Federal Receipts | Federal/State Match Ratio or MOE % | State Match or MOE \$ | Mandatory or Voluntary? | Comments/Explanations |
|---|--|---------|--|------------------|------------------------------------|-----------------------|-------------------------|---|
| Motor Vehicles | | | | | | | | |
| | Motor Vehicles | 20.232 | 2011 Commercial Driver's License Program Improvement Grant | \$926.1 | N/A | \$422.3 | Mandatory | This is a mandatory maintenance of effort (MOE) requirement. The MOE calculation is based on the average Commercial Driver's License Expenditures in FY2004 and FY2005 |
| | Motor Vehicles | 97.089 | 2011 Driver's License Security Improvement Grant | \$573.9 | N/A | None | None | There is no match or MOE required for this grant. |
| RDU Total | | | | \$1,500.0 | | \$422.3 | | |
| Alaska Oil and Gas Conservation Commission | | | | | | | | |
| | Alaska Oil and Gas Conservation Commission | 86.433 | State Underground Water Source Protection | \$130.0 | 16.32-83.67 | \$666.2 | | EPA agrees to cost-share 16.33% of all approved budget period costs incurred, up to and not exceeding total federal funding of \$130K. The statutory requirement for recipient contribution is 84.67% of total project costs. |
| RDU Total | | | | \$130.0 | | \$666.2 | | |
| Violent Crimes Compensation Board | | | | | | | | |
| | Violent Crimes Compensation Board | 16.802 | Annual VOCA Victim Compensation Formula Grant | \$646.6 | N/A | None | None | There is no Match or MOE required for this grant. |
| RDU Total | | | | \$646.6 | | \$0.0 | | |
| DEPARTMENT WIDE FEDERAL REQUEST AND REQUIRED STATE MATCH | | | | \$2,276.6 | | \$1,088.5 | | |

Department of Commerce Community and Economic Development
 Federal Grants With State Match and "Maintenance of Effort" Requirements For FY2013 Budget

The following federal grant information is provided for general information purposes. Various programs have different match requirements, i.e. in-kind, maintenance of effort, etc. Also, the funding sources used for match are not limited to "General Fund Match" and include other fund sources such as statutory designated program receipts, general funds, interagency, etc. Although the information is grouped by RDU, not all the match is budgeted within the same RDU or components.

| RDU | Component | CFDA No | Federal Grant Name | Federal Receipts | Federal/State Match Ratio or MOE % | State Match or MOE \$ | Mandatory or Voluntary? | Comments/Explanations |
|--|---|---------|--|-------------------|------------------------------------|-----------------------|-------------------------|---|
| Community and Regional Affairs | | | | | | | | |
| | Community and Regional Affairs | 97.023 | FEMA - Comm Assistance Program (CAP - SSSE) | \$98.5 | 75-25 | \$32.8 | Mandatory | Federal Receipts = Estimated Federal grant funds to be utilized in FY13. FY13 Federal Authorization for DCRA is \$2,547.8 |
| | Community and Regional Affairs | 66.202 | RUBA | \$1,889.7 | 75-25 | \$629.9 | Mandatory | |
| | | | RDU Total | \$1,988.2 | | \$662.7 | | |
| Revenue Sharing | | | | | | | | |
| | Payment in Lieu of Taxes (PILT) | 15.226 | Payment in Lieu of Taxes (PILT) | \$10,428.2 | 0 | | | Federal Receipts = Estimated Federal grant funds to be utilized in FY13. FY13 Federal Authorization for PILT is \$10,428.2. |
| | Revenue Sharing | 10.665 | National Forest Receipts | \$600.0 | 0 | | | FY13 Federal Authorization for National Forest Receipts is \$600.0. |
| | | | RDU Total | \$11,028.2 | 16.32-83.67 | \$0.0 | | |
| Economic Development | | | | | | | | |
| | Economic Development | 59.061 | OIT STEP | \$173.3 | 75-25 | \$57.8 | Mandatory | Federal Receipts = Estimated Federal grant funds to be utilized in FY13. FY13 Federal Authorization for DED is \$173.3 |
| | | | RDU Total | \$173.3 | | \$57.8 | | |
| Serve Alaska | | | | | | | | |
| | Serve Alaska | 94.003 | Serve AK Administrative | \$36.6 | 50-50 | \$36.6 | Mandatory | Federal Receipts = Estimated Federal grant funds to be utilized in FY13. |
| | | 94.007 | Disability Inclusion | \$25.2 | 0 | | | FY13 Federal Authorization for Serve AK is \$3,230.7 |
| | | 94.009 | Serve AK Program Development | \$22.8 | 0 | | | |
| | | 94.006 | Serve AK Competitive | \$1,758.2 | 0 | | | |
| | | 94.006 | Serve AK AmeriCorps Formula | \$791.9 | 0 | | | |
| | | 94.006 | Serve AK AmeriCorps Education | \$21.2 | 0 | | | |
| | | 94.004 | Serve AK Learn & Serve | \$10.0 | 0 | | | |
| | | | RDU Total | \$2,665.9 | | \$36.6 | | |
| Regulatory Commission of Alaska (RCA) | | | | | | | | |
| | Regulatory Commission of Alaska (RCA) | 81.122 | ARRA State Electricity Regulators Assistance | \$100.0 | 0 | | | Federal Receipts = Estimated Federal grant funds to be utilized in FY13. FY13 Federal Authorization for RCA is \$284.1 |
| | | | RDU Total | \$100.0 | | \$0.0 | | |
| Corporations, Business and Professional Licensing | | | | | | | | |
| | Corporations, Business and Professional Licensing | 16.754 | Harold Rogers Prescription Drug Monitoring Program | \$110.0 | 0 | | | Federal Receipts = Estimated Federal grant funds to be utilized in FY13. FY13 Federal Authorization for CBPL is \$380.0 |
| | | | RDU Total | \$110.0 | | \$0.0 | | |
| Alaska Seafood Marketing Institute | | | | | | | | |
| | | | | | | | | Federal Receipts = Estimated Federal grant funds to be utilized in FY13. |

Department of Commerce Community and Economic Development
 Federal Grants With State Match and "Maintenance of Effort" Requirements For FY2013 Budget

The following federal grant information is provided for general information purposes. Various programs have different match requirements, i.e. in-kind, maintenance of effort, etc. Also, the funding sources used for match are not limited to "General Fund Match" and include other fund sources such as statutory designated program receipts, general funds, interagency, etc. Although the information is grouped by RDU, not all the match is budgeted within the same RDU or components.

| RDU | Component | CFDA No | Federal Grant Name | Federal Receipts | Federal/State Match Ratio or MOE % | State Match or MOE \$ | Mandatory or Voluntary? | Comments/Explanations |
|-----|---|---------|--|-------------------|------------------------------------|-----------------------|-------------------------|--|
| | Alaska Seafood Marketing Institute | 10-601 | U.S. Department of Agriculture, Foreign Services for Promotion of Alaska seafood products. | \$4,500.0 | 63.4-36.6 | \$2,600.0 | Mandatory | FY13 Federal Authorization for ASMI is \$4,500.0 Approved Budget proposal committed ASMI to 2,700.0 in state match. |
| | | | | | 51.7-48.3 | \$1,600.0 | Voluntary | ASMI will allocate an additional 1,600.0 in state funds to the project. |
| | | | RDU Total | \$4,500.0 | | \$4,200.0 | | |
| | Alaska Energy Authority | | | | | | | Federal Receipts = Estimated Federal grant funds to be utilized in FY13. |
| | Rural Energy Operations | 90.100 | Denali Commission Rural Energy Conference - Conference Sponsorships | \$40.0 | 0 | \$20.0 | Voluntary | Other Contributions are reported to the Denali Commission although no State match is required. Other contributions include both cash contributions as well as in-kind contributions (AFA Personnel Time) FY13 Federal Authorization for AEA Rural Energy is 230.0 |
| | Statewide Project Development, Alternative E | 90.100 | Denali Commission Emerging Energy Technology Grant Fund - Data Collection, Data Reporting, and Other Associated Activities | \$741.6 | 0 | \$0.0 | N/A | This is a Multi-Year Appropriation terming 2015. CH3 FSSLA 2011 Sec. 13 Page 72, Lines 15-19. Additional FY13 Federal Authorization for AEA Statewide is 41.9 |
| | | | RDU Total | \$781.6 | | \$20.0 | | |
| | DEPARTMENT WIDE FEDERAL REQUEST AND REQUIRED STATE MATCH | | | \$21,347.2 | | \$4,977.1 | | |

Alaska Court System

Federal Grants With State Match and "Maintenance of Effort" Requirements For FY2013 Budget

The following federal grant information is provided for general information purposes. Various programs have different match requirements, i.e. in-kind, maintenance of effort, etc. Also, the funding sources used for match are not limited to "General Fund Match" and include other fund sources such as statutory designated program receipts, general funds, interagency, etc. Although the information is grouped by RDU, not all the match is budgeted within the same RDU or components.

| RDU | Component | CFDA No | Federal Grant Name | Federal Receipts | Federal/State Match Ratio or MOE % | State Match or MOE \$ | Mandatory or Voluntary? | Comments/Explanations |
|---|--|---------|--|------------------|------------------------------------|-----------------------|-------------------------|---|
| Alaska Court System | | | | | | | | |
| | Health & Human Services/Administration for Children & Families | 93,586 | State Court Improvement - Basic Program | \$101.4 | 75-25 | \$33.8 | Mandatory | |
| | | 93,586 | State Court Improvement - Data Program | \$99.4 | 75-25 | \$33.1 | Mandatory | |
| | | 93,586 | State Court Improvement - Training Program | \$98.7 | 75-25 | \$32.9 | Mandatory | |
| | | 93,597 | State Access and Visitation Program | \$100.0 | 90-10 | \$11.1 | Mandatory | |
| | Department of Justice | 16,554 | National Criminal History Improvement Program (Bureau of Justice Statistics) | \$95.4 | 90-10 | \$10.7 | Mandatory | Funds received via Reimbursable Services Agreement from Department of Public Safety/Statewide Support |
| | | 16,588 | Violence Against Women Formula Grants (Violence Against Women Office) | \$30.0 | 16.32-83.67 | \$10.0 | Mandatory | Funds received via Reimbursable Services Agreement from Department of Public Safety/ Council on Domestic Violence and Sexual Assault |
| | National Highway Traffic Safety Admin. | 20,607 | Alcohol Open Container Requirements | \$1,164.8 | see comment | \$3,484.1 | Voluntary | Funds received via Reimbursable Service Agreement from Alaska Highway Safety Office. Federal funding source can vary from year to year so mandatory match can be from 0% to 75% . |
| | | 20,610 | State Traffic Safety Information System Improvement Grants | \$98.8 | 100% Federal | \$0.0 | Voluntary | Funds received via Reimbursable Service Agreement from Alaska Highway Safety Office. |
| RDU Total | | | | 1,789.5 | | 3,615.7 | | |
| DEPARTMENT WIDE FEDERAL REQUEST AND REQUIRED STATE MATCH | | | | 1,789.5 | | 3,615.7 | | |

**Department of Education and Early Development
Federal Grants With State Match and "Maintenance of Effort" Requirements For FY2013 Budget**

The following federal grant information is provided for general information purposes. Various programs have different match requirements, i.e. in-kind, maintenance of effort, etc. Also, the funding sources used for match are not limited to "General Fund Match" and include other fund sources such as statutory designated program receipts, general funds, interagency, etc. Although the information is grouped by RDU, not all the match is budgeted within the same RDU or components.

| RDU | Component | CFDA No | Federal Grant Name | Federal Receipts | Federal/State Match Ratio or MOE % | State Match or MOE \$ | Mandatory or Voluntary? | Comments/Explanations |
|---|-------------------------------------|---------|--|------------------|------------------------------------|-----------------------|-------------------------|---|
| Alaska Commission on Postsecondary Education | | | | | | | | |
| | Program Administration & Operations | 84.378A | College Access Challenge Grant Program | \$1,500.0 | see comments | \$750,000.0 | Mandatory | For the purposes of CACG eligibility, a state's MOE is based upon the level of funding provided to public higher education. In ACPE's application we have to show UA non-capital funding levels for the past several years. So long as those levels do not decline (AK's have increased) we are considered to have met the MOE requirement. |
| RDU Total | | | | 1,500.0 | | 750,000.0 | | |
| Boards and Commissions | | | | | | | | |
| | Alaska State Council on the Arts | 45.025 | National endowment for the Arts partnership | \$674.6 | 50% federal - 50% state match | \$775.4 | Mandatory | National Endowment for the Arts Partnership grant funding is down for FY13, but is expected to increase in FY14. |
| RDU Total | | | | 674.6 | | 775.4 | | |
| Alaska Library and Museums | | | | | | | | |
| | Library Operations | 11.557 | Alaska OWL (Online with Libraries / BTOP Grant) | \$2,001.8 | 71% federal - 29% in-kind/SDPR | \$1,150.0 | Mandatory | SOA In-Kind Match \$145.0; SOA Cash Match \$175.0; SDPR \$830.0 |
| | | 45.313 | Laura Bush 21st Century (ANLAMS) | \$35.8 | 54% federal - 46% in-kind | \$16.5 | Mandatory | This is an estimate; FY13 information not yet available yet. In-Kind match. |
| | | 45.310 | Library Service and Technology Act Grant (LSTA) | \$952.9 | 66% federal - 34% in-kind | \$490.9 | Mandatory | MoE |
| | Archives | 89.003 | SNAP (State & National Archival Partnership) grant for ASHRAB (Alaska State Historic Records Advisory Board) | \$61.1 | 42% federal - 58% in-kind | \$86.1 | Mandatory | SNAP grant requested for FY13 in amounts shown. Award pending. In-kind match. |
| | | 89.003 | Exxon Valdez Oil Spill Litigation Files (EVOS) | \$63.7 | 37% federal - 63% state match | \$40.2 | Mandatory | This is an estimate: Due to late start on grant, more funds available for FY13 than planned so this figure may include carry-over funds. Match is in-kind personnel and state funds used for confidential destruction of files. |
| RDU Total | | | | 3,115.3 | | 1,783.7 | | |
| Teaching and Learning Support | | | | | | | | |
| | Student and School Achievement | 84.048A | Carl D. Perkins and Technical Education Act | \$4,214.9 | 5% or up to 250,000 | \$250.0 | Mandatory | The Carl D. Perkins Career & Technical Education Improvement Act of 2006 administrative match requirements are set in the federal statute as a condition of receiving the grant funds, Section 112. |
| | | 84.372A | Statewide Longitudinal Data Systems | \$1,306.0 | 86% federal 24% in-kind | \$312.8 | Mandatory | Statewide partnership between the Department of Education & Early Development, Department of Labor and Workforce Development, the Alaska Commission on Postsecondary Education, and the University of Alaska to link postsecondary and workforce data to the state's K-12 data system for Alaska P-20W Statewide Longitudinal Data System. |

**Department of Environmental Conservation
Federal Grants With State Match and "Maintenance of Effort" Requirements For FY2013 Budget**

The following federal grant information is provided for general information purposes. Various programs have different match requirements, i.e. in-kind, maintenance of effort, etc. Also, the funding sources used for match are not limited to "General Fund Match" and include other fund sources such as statutory designated program receipts, general funds, interagency, etc. Although the information is grouped by RDU, not all the match is budgeted within the same RDU or components.

| RDU | Component | CFDA No | Federal Grant Name | Federal Receipts | Federal/State Match Ratio or MOE % | State Match or MOE \$ | Mandatory or Voluntary? | Comments/Explanations |
|-----------------------------|--------------------------|---------|---|------------------|--|--|-------------------------|-----------------------|
| Administration | | | | | | | | |
| | Commissioner's Office | Varies | Various | \$530.9 | Varies according to all other grant programs in Department | Varies according to all other grant programs in Department | Mandatory | |
| | Administrative Services | Varies | Various | \$1,700.9 | Varies according to all other grant programs in Department | Varies according to all other grant programs in Department | Mandatory | |
| | State Support Services | Varies | Various | \$446.7 | Varies according to all other grant programs in Department | Varies according to all other grant programs in Department | Mandatory | |
| RDU Total | | | | 2,678.5 | | 0.0 | | |
| Air Quality | | | | | | | | |
| | Air Quality | 66.040 | Clean Diesel Grant Program | \$800.0 | 0% | \$0.0 | N/A | |
| | | 66.034 | PM 2.5 Monitoring | \$302.7 | 0% | \$0.0 | N/A | |
| | | 66.605 | Performance Partnership Grant: Clean Air Act, Air 105/Radon/Pollution Prevention Incentive States | \$1,597.0 | 50% for Air 105 grant portion | \$1,426.2 | Mandatory | |
| RDU Total | | | | 2,699.7 | | 1,426.2 | | |
| Environmental Health | | | | | | | | |
| | Food Safety & Sanitation | None | Food and Drug Administration Seafood Inspection Program | \$702.0 | 0% | \$0.0 | N/A | |
| | | 93.103 | Health & Human Services/Food & Drug Administration Manufactured Food Regulatory Program Standards Cooperative Agreement | \$300.0 | 0% | \$0.0 | N/A | |
| | Laboratory Services | 10.025 | USDA Scrapie Program | \$3.5 | 0% | \$0.0 | N/A | |
| | | 10.025 | USDA Foreign Animal Disease | \$7.0 | 0% | \$0.0 | N/A | |
| | | 10.025 | USDA National Avian Influenza Prevention & Control Program, Live Bird Marketing System | \$81.2 | 0% | \$0.0 | N/A | |
| | | 10.025 | USDA Advancing Animal Disease Traceability | \$37.0 | 0% | \$0.0 | N/A | |
| | | 10.025 | USDA Zoonotic Disease | \$15.2 | 0% | \$0.0 | N/A | |
| | | 93.103 | Health & Human Services/Food & Drug Administration Accreditation for State Food Testing Laboratories | \$300.0 | 0% | \$0.0 | N/A | |
| | | 66.432 | Public Water System Supervision | \$265.3 | 75-25 | \$88.4 | Mandatory | |
| | Drinking Water Program | 66.468 | Drinking Water Loan Fund Capitalization Grant - EH Set-Aside Capacity/Wellhead | \$854.8 | 0% | \$0.0 | N/A | |
| | | 66.468 | Drinking Water Loan Fund Capitalization-EH Set-Aside Program Management | \$1,048.2 | 50-50 | \$1,048.2 | Mandatory | |
| | | 66.432 | Public Water System Supervision | \$2,197.4 | 75-25 | \$732.5 | Mandatory | |

Department of Environmental Conservation
 Federal Grants With State Match and "Maintenance of Effort" Requirements For FY2013 Budget

The following federal grant information is provided for general information purposes. Various programs have different match requirements, i.e. in-kind, maintenance of effort, etc. Also, the funding sources used for match are not limited to "General Fund Match" and include other fund sources such as statutory designated program receipts, general funds, interagency, etc. Although the information is grouped by RDU, not all the match is budgeted within the same RDU or components.

| RDU | Component | CFDA No | Federal Grant Name | Federal Receipts | Federal/State Match Ratio or MOE % | State Match or MOE \$ | Mandatory or Voluntary? | Comments/Explanations |
|---|---|---------|--|-------------------|------------------------------------|-----------------------|-------------------------|-----------------------|
| | Solid Waste Management | | | | | | | |
| | | 66.700 | Environmental Protection Agency Pesticide Certification & Training Program | \$47.0 | 50-50 | \$47.0 | Mandatory | |
| | | 66.700 | Environmental Protection Agency Pesticide Enforcement | \$151.0 | 85-15 | \$26.6 | Mandatory | |
| | | 66.700 | Environmental Protection Agency Ground Water/Worker Protection/Endangered Species Pesticides Protection Programs | \$113.0 | 85-15 | \$19.9 | Mandatory | |
| | | | RDU Total | 6,122.6 | | 1,962.7 | | |
| | Spill Prevention and Response Contaminated Sites | | | | | | | |
| | | 12.113 | Department of Defense | \$2,394.2 | 0% | \$0.0 | N/A | |
| | | None | Department of Interior Bureau of Land Management Oversight | \$200.0 | 0% | \$0.0 | N/A | |
| | | 66.804 | Underground Storage Tanks | \$278.0 | 75-25 | \$92.7 | Mandatory | |
| | | 66.805 | Leaking Underground Storage Tank 23 | \$421.9 | 90-10 | \$46.9 | Mandatory | |
| | | None | United States Coast Guard Oversight | \$36.7 | 0% | \$0.0 | N/A | |
| | | 66.809 | Superfund CORE | \$130.1 | 90-10 | \$14.5 | Mandatory | |
| | | 66.817 | State and Tribal Response Program (Brownfield Program) | \$726.4 | 0% | \$0.0 | N/A | |
| | | None | National Oceanic and Atmospheric Administration Pribilof Islands | \$4.5 | 0% | \$0.0 | N/A | |
| | | None | Federal Aviation Administration Contaminated Sites | \$381.7 | 0% | \$0.0 | N/A | |
| | | None | Department of Energy Amchitka Oversight | \$965.8 | 0% | \$0.0 | N/A | |
| | | | RDU Total | 5,539.3 | | 154.0 | | |
| | Water | | | | | | | |
| | Water Quality | | | | | | | |
| | | 66.419 | Clean Water Act 106 State Monitoring | \$26.2 | 0% | \$0.0 | N/A | |
| | | 66.312 | DEC Tribal Project | \$32.0 | 0% | \$0.0 | N/A | |
| | | 66.419 | Clean Water Act 106 Support | \$19.5 | 0% | \$0.0 | N/A | |
| | | 66.608 | Info Exchange Alaska Node | \$128.7 | 0% | \$0.0 | N/A | |
| | | 66.472 | Alaska Beach Grant | \$197.9 | 0% | \$0.0 | N/A | |
| | | 66.605 | Performance Partnership Grant | \$3,715.0 | 70-30 | \$1,732.4 | Mandatory | |
| | Facility Construction | | | | | | | |
| | | 66.458 | Alaska Clean Water Loan Fund Capitalization-Administration | \$213.4 | 0% | \$0.0 | N/A | |
| | | 66.202 | Environmental Protection Agency Remote Maintenance Worker/Operation & Maintenance | \$906.4 | 75-25 | \$302.2 | Mandatory | |
| | | 66.468 | Drinking Water Loan Fund Capitalization-Administration/Technical/Local | \$1,262.4 | 0% | \$0.0 | N/A | |
| | | | RDU Total | 6,501.5 | | 2,034.6 | | |
| DEPARTMENT WIDE FEDERAL REQUEST AND REQUIRED STATE MATCH | | | | \$23,541.6 | | \$5,577.4 | | |

Department of Fish and Game
Federal Grants With State Match and "Maintenance of Effort" Requirements For FY2013 Budget

The following federal grant information is provided for general information purposes. Various programs have different match requirements, i.e. in-kind, maintenance of effort, etc. Also, the funding sources used for match are not limited to "General Fund Match" and include other fund sources such as statutory designated program receipts, general funds, interagency, etc. Although the information is grouped by RDU, not all the match is budgeted within the same RDU or components.

| RDU | Component | CFDA No | Federal Grant Name | Federal Receipts | Federal/State Match Ratio or MOE % | State Match or MOE \$ | Mandatory or Voluntary? | Comments/Explanations |
|-----------------------------------|--|---------|---|------------------|------------------------------------|-----------------------|-------------------------|---|
| Administration and Support | | | | | | | | |
| | State Subsistence Research | 11.438 | Pacific Coast Salmon Recovery - Pacific Salmon Treaty Program | \$60.0 | 75-25 | \$20.0 | Mandatory | Projection based on prior year |
| | | | RDU Total | 60.0 | | 20.0 | | |
| Commercial Fisheries | | | | | | | | |
| | Commercial Fisheries Special Projects | 11.438 | Pacific Coast Salmon Recovery - Pacific Salmon Treaty Program | \$7,080.0 | 75-25 | \$2,360.0 | Mandatory | Projection based on prior year |
| | | | RDU Total | 7,080.0 | | 2,360.0 | | |
| Habitat | | | | | | | | |
| | Habitat | 11.438 | Pacific Coast Salmon Recovery - Pacific Salmon Treaty Program | \$2,910.0 | 75-25 | \$97.0 | Mandatory | Projection based on prior year |
| | | | RDU Total | 2,910.0 | | 97.0 | | |
| Sport Fisheries | | | | | | | | |
| | Sport Fisheries | 15.605 | Sport Fish Restoration Grant | \$255.2 | 75-25 | \$85.1 | Mandatory | F12AF00051 F-13-C-22 State Match |
| | Sport Fisheries | 15.605 | Sport Fish Enhancement & Development | \$1,639.7 | 75-25 | \$546.6 | Mandatory | Total Award including Amendment 2 AWD # F11AF01019 F-32-21 State Match |
| | Sport Fisheries | 15.605 | Sport Fish Enhancement & Development | \$750.0 | 75-25 | \$250.0 | Mandatory | New Award F12AF00082 (F-32-22) State Match |
| | Sport Fisheries | 15.605 | Aquatic Resource Education Program | \$90.0 | 75-25 | \$30.0 | Mandatory | AWD # F12AF00015 (F-31-24) State Match |
| | Sport Fisheries | 15.605 | Small Access Projects & Site Maintenance (non-boating) | \$48.7 | 75-25 | \$16.2 | Mandatory | AWD #F12AF00052 (F-13-M-51) State Match |
| | Sport Fisheries | 15.605 | State Wildlife Grant | \$509.6 | 65-35 | \$274.4 | Mandatory | AWD #F12AF00047 (T-10-5) State Match |
| | Sport Fisheries | 15.605 | Sport Fish Investigations in Alaska | \$1,125.0 | 75-25 | \$375.0 | Mandatory | AWD #F12AF00029 (F-10-28) State Match |
| | Sport Fisheries | 15.605 | Small Access Projects & Site Maintenance (boating) | \$387.8 | 75-25 | \$129.3 | Mandatory | AWD #F12AF00127 F-13-M-50 State Match |
| | Sport Fisheries | 11.438 | Pacific Coast Salmon Recovery - Pacific Salmon Treaty Program | \$3,210.0 | 85-35 | \$1,070.0 | Mandatory | Projection based on prior year |
| | Sport Fisheries | 15.634 | T19P1 Landscape Conservation Coop. Coord | \$267.9 | 75-25 | \$91.8 | Mandatory | F10AF00558 Third Party Match |
| | Sport Fish Hatcheries | 15.605 | Ruth Burnett Sport Fish Hatchery | \$255.0 | 75-25 | \$85.0 | Mandatory | AWD #F12AF00018 (F-40-4) State Match |
| | Sport Fish Hatcheries | 15.605 | William "Jack" Hernandez Sport Fish Hatchery | \$255.0 | 75-25 | \$85.0 | Mandatory | AWD #F12AF00023 (F-41-3) State Match |
| | | | RDU Total | 8,793.9 | | 3,038.4 | | |
| Wildlife Conservation | | | | | | | | |
| | Wildlife Conservation | 15.611 | Pittman-Robertson Wildlife Restoration | \$16,300.0 | 75-25 | \$5,433.3 | Mandatory | |
| | Wildlife Conservation | 15.611 | Pittman-Robertson Hunter Education | \$760.0 | 75-25 | \$253.3 | Mandatory | |
| | Wildlife Conservation | 15.626 | Pittman-Robertson Hunter Ed Enhancement | \$80.0 | 75-25 | \$26.7 | Mandatory | |
| | Wildlife Conservation Special Projects | 15.634 | State Wildlife Grants | \$1,400.0 | 65-35 | \$753.8 | Mandatory | Funding used to support Wildlife Diversity program. |
| | Wildlife Conservation Special Projects | 15.634 | State Wildlife Grants | \$800.0 | 50-50 | \$800.0 | Mandatory | Grant program had a 50/50 ratio until 2009. Some grants were enacted that covered multiple years and remain active. The match ratio at the time the grant was approved remains in effect for the duration of the grant. |
| | Wildlife Conservation Special Projects | 15.238 | BLM Challenge Cost-Share | \$20.0 | 67-33 | \$10.0 | Mandatory | The Bureau of Land Management makes grant funds available provided that recipients provide a match. Ratios have varied from 75/25 to 67/33 to 50/50 depending on the federal budget year. |
| | Wildlife Conservation Special Projects | 15.999 | BLM Challenge Cost-Share | \$30.0 | 75-25 | \$10.0 | Mandatory | The Bureau of Land Management makes grant funds available provided that recipients provide a match. Ratios have varied from 75/25 to 67/33 to 50/50 depending on the federal budget year. |

**Department of Fish and Game
Federal Grants With State Match and "Maintenance of Effort" Requirements For FY2013 Budget**

The following federal grant information is provided for general information purposes. Various programs have different match requirements, i.e. in-kind, maintenance of effort, etc. Also, the funding sources used for match are not limited to "General Fund Match" and include other fund sources such as statutory designated program receipts, general funds, interagency, etc. Although the information is grouped by RDU, not all the match is budgeted within the same RDU or components.

| RDU | Component | CFDA No | Federal Grant Name | Federal Receipts | Federal/State Match Ratio or MOE % | State Match or MOE \$ | Mandatory or Voluntary? | Comments/Explanations |
|---|--|---------|------------------------------|-------------------|------------------------------------|-----------------------|-------------------------|-----------------------|
| | Wildlife Conservation Special Projects | 16.615 | Section 6 Endangered Species | \$90.0 | 75-25 | \$30.0 | Mandatory | |
| RDU Total | | | | 19,480.0 | | 7,317.2 | | |
| DEPARTMENT WIDE FEDERAL REQUEST AND REQUIRED STATE MATCH | | | | \$38,323.9 | | \$12,832.6 | | |

Department of Health and Social Services
 Federal Grants With State Match and "Maintenance of Effort" Requirements For FY2013 Governor's Request

The following federal grant information is provided for general information purposes. Various programs have different match requirements, i.e. in-kind, maintenance of effort, etc. Also, the funding sources used for match are not limited to "General Fund Match" and include other fund sources such as statutory designated program receipts, general funds, interagency, etc. Although the information is grouped by BRU, not all the match is budgeted within the same RDU or

| RDU | Component | CFDA No | Federal Grant Name | Federal Receipts | Federal/State Match Ratio or MOE % | State Match or MOE \$ | Mandatory or Voluntary? | Comments/Explanations |
|-----------------------------|---------------------------------|---------|--|------------------|------------------------------------|-----------------------|-------------------------|--|
| Alaska Pioneer Homes | | | | | | | | |
| | Alaska Pioneer Homes Management | | Medicaid Admin | \$179.2 | 50-50 | \$179.2 | Mandatory | |
| | Pioneer Homes | 64.008 | Veteran's Domiciliary Care Per Diem | \$231.0 | | | | 100% Federal |
| | | | RDU Total | 410.2 | | 179.2 | | |
| Behavioral Health | | | | | | | | |
| | Alcohol Safety Action Program | 93.959 | SAMHSA Substance Abuse, Prevention and Treatment Block Grant (SAPT) | \$310.1 | See comments | \$37.4 | Mandatory | MOE 2/yr avg that must be met to qualify for the SAPT block grant award for FFY12. These federal receipts are part of the SAPT Block Grant. Demonstrated MOE is required and no match. There is no MOE \$\$ to report here because the MOE is based upon a 2 year average of total general fund expenditures for prevention and treatment services. Even though allocations are made to several components of the SAPT Block Grant, there is no methodology that allows proportioning out the MOE among budget components. |
| | BH-Grants | 93.959 | SAMSHA Grant for Substance Abuse, Prevention, and Treatment (SAPT) Block Grant | \$3,432.2 | See comments | \$37.4 | Mandatory | MOE 2/yr avg that must be met to qualify for the SAPT block grant award for FFY12. These federal receipts are part of the SAPT Block Grant. Demonstrated MOE is required and no match. There is no MOE \$\$ to report here because the MOE is based upon a 2 year average of total general fund expenditures for prevention and treatment services. Even though allocations are made to several components of the SAPT Block Grant, there is no methodology that allows proportioning out the MOE among budget components. |
| | BH-Administration | 93.959 | SAMSHA Grant for Substance Abuse, Prevention, and Treatment Block Grant (SAPT) | \$245.7 | See comments | \$37.4 | Mandatory | MOE 2/yr avg that must be met to qualify for the SAPT block grant award for FFY12. These federal receipts are part of the SAPT Block Grant. Demonstrated MOE is required and no match. There is no MOE \$\$ to report here because the MOE is based upon a 2 year average of total general fund expenditures for prevention and treatment services. Even though allocations are made to several components of the SAPT Block Grant, there is no methodology that allows proportioning out the MOE among budget components. |
| | | | Title XIX Medicaid Admin | \$1,765.1 | 50-50 | \$1,765.1 | Mandatory | |
| | | 93.243 | SAMHSA Strategic Prevention Framework State Incentive Grant (SPF SIG) | \$156.7 | | \$0.0 | | No match required |
| | | 93.243 | SAMHSA Alaska Youth Suicide Prevention Project | \$121.8 | | \$0.0 | | No match required |
| | | 93.243 | SAMHSA Mental Health Data Infrastructure Grant (DIG) | \$133.0 | 50-50 | \$133.0 | Mandatory | |

| RDU | Component | CFDA No | Federal Grant Name | Federal Receipts | Federal/State Match Ratio or MOE % | State Match or MOE \$ | Mandatory or Voluntary? | Comments/Explanations |
|------------------|--|---------|--|------------------|------------------------------------|-----------------------|-------------------------|---|
| | Community Action Prevention Intervention | 93.959 | SAMSHA Grant for Substance Abuse, Prevention and Treatment (SAPT) Block Grant. | \$926.4 | See comments | \$37.4 | Mandatory | MOE 2/yr avg that must be met to qualify for the SAPT block grant award for FFY12. These federal receipts are part of the SAPT Block Grant. Demonstrated MOE is required and no match. There is no MOE \$s to report here because the MOE is based upon a 2 year average of total general fund expenditures for prevention and treatment services. Even though allocations are made to several components of the SAPT Block Grant, there is no methodology that allows proportioning out the MOE among budget components. |
| | | 93.243 | SAMSHA Strategic Prevention Framework State Incentive Grant | \$2,321.5 | | \$0.0 | | No match required |
| | Rural Services and Suicide Prevention | 93.243 | SAMSHA Alaska Youth Suicide Prevention Project | \$425.0 | | \$0.00 | | No match required |
| | | | | | | \$0.0 | | |
| | Services to the Chronically Mentally Ill | 93.150 | SAMSHA/CMHS Projects for Assistance in Transition from Homelessness (PATH) | \$300.0 | 75-25 | \$285.0 | Mandatory | More match has been obligated than required. |
| | | 93.958 | SAMSHA Community Mental Health Service Block Grant | \$672.0 | | \$67.5 | Mandatory | This is the estimated MOE 2/yr avg for the SAPT block grant award for FFY12. The state must maintain expenditures for community mental health services at a level that is not less than the average level of such expenditures maintained by the State for the preceding 2-yr period. There is no methodology that allows proportioning out the MOE for the grant among budget components. |
| RDU Total | | | | 10,809.5 | | 2,400.2 | | |

Office of Children's Services

Children's Services Management

| | | | | | | |
|---------|---|-----------|-------|-----------|-----------|-------------------|
| 84.181A | IDEIA Part C, Infants and Toddlers with Disabilities | \$2.0 | MOE | \$0.0 | | no match required |
| 93.556 | Title IV-B Part II Promoting Safe and Stable Families Program | \$5.2 | 75-25 | \$0.7 | Mandatory | |
| 93.599 | Educational Training Vouchers | \$32.2 | 80-20 | \$8.1 | Mandatory | |
| 93.603 | Adoption Incentive Program | \$300.8 | | \$0.0 | | no match required |
| 93.643 | CAPTA Child Justice Act Program | \$57.7 | | \$0.0 | | no match required |
| 93.658 | Title IV-E Foster Care Program | \$1,474.1 | 50-50 | \$1,474.1 | Mandatory | |
| 93.659 | Title IV-E Adoption Assistance Program | \$360.7 | 75-25 | \$120.2 | Mandatory | |
| 93.674 | Title IV-E Sec. 477 Chaffee Foster Care Independence Program | \$99.1 | 80-20 | \$24.8 | Mandatory | |
| 93.778 | Title XIX Medical Assistance Program | \$187.9 | 50-50 | \$187.9 | Mandatory | |

Children's Services Training

| | | | | | | |
|----------------|---|---------|-------|---------|-----------|-------------------|
| 93.558, 93.667 | Title IV-A TANF | \$291.2 | | \$0.0 | | no match required |
| 93.658 | Title IV-E Foster Care | \$319.4 | 50-50 | \$319.4 | Mandatory | |
| 93.659 | Title IV-E Adoption Assistance Program | \$92.1 | 75-25 | \$30.7 | Mandatory | |
| 93.669 | CAPTA Part I, Child Abuse and Neglect State Grant | \$50.0 | | \$0.0 | | no match required |
| 93.778 | Title XIX Medical Assistance Program | \$0.3 | 50-50 | \$0.3 | Mandatory | |

Front Line Social Workers

| | | | | | | |
|----------------|--|-----------|-------|-----------|-----------|-------------------|
| 93.558, 93.667 | Title IV-A TANF | \$2,405.2 | | \$0.0 | | no match required |
| 93.658 | Title IV-E Foster Care Admin | \$7,388.1 | 50-50 | \$7,388.1 | Mandatory | |
| 93.659 | Title IV-E Adoption Assistance Program | \$688.6 | 75-25 | \$229.5 | Mandatory | |
| 93.778 | Title XIX Medical Assistance Program | \$668.4 | 50-50 | \$668.4 | Mandatory | |

Family Preservation

| RDU | Component | CFDA No | Federal Grant Name | Federal Receipts | Federal/State Match Ratio or MOE % | State Match or MOE \$ | Mandatory or Voluntary? | Comments/Explanations |
|-----|---|----------------|--|-------------------|------------------------------------|-----------------------|-------------------------|---|
| | | 93.556 | Title IV-B Part II Promoting Safe and Stable Families | \$984.3 | 75-25 | \$228.1 | Mandatory | |
| | | 93.558 | Title IV-A TANF | \$887.8 | | \$0.0 | | no match required |
| | | 93.590 | CAPTA Part II, Community-Based Child Abuse Prevention Grants | \$260.1 | 80-20 | \$65.1 | Mandatory | |
| | | 93.599 | Educational Training Vouchers | \$124.4 | 80-20 | \$31.1 | Mandatory | |
| | | 93.643 | CAPTA Child Justice Act Program | \$24.9 | | \$0.0 | | no match required |
| | | 93.645 | Title IV-B Part I Child Welfare Services | \$207.2 | 75-25 | \$69.1 | Mandatory | |
| | | 93.658 | Title IV-E Foster Care | \$1,138.8 | 50-50 | \$1,138.8 | Mandatory | |
| | | 93.659 | Title IV-E Adoption Assistance Program | \$84.4 | 75-25 | \$28.1 | Mandatory | |
| | | 93.674 | Title IV-E Sec. 477 Chaffee Foster Care Independence Program | \$189.5 | 80-20 | \$47.4 | Mandatory | |
| | | 93.778 | Title XIX Medical Assistance Program | \$16.6 | 50-50 | \$16.6 | Mandatory | |
| | Foster Care Base Rate | 93.658 | Title IV-E Foster Care | \$2,475.8 | 50-50 | \$2,475.8 | Mandatory | |
| | | 93.659 | Title IV-E Adoption Assistance Program | \$182.7 | 75-25 | \$60.9 | Mandatory | |
| | | 93.558, 93.667 | Title IV-A TANF | \$422.2 | | \$0.0 | | no match required |
| | Foster Care Augmented | 93.658 | Title IV-E Foster Care | \$32.5 | 50-50 | \$32.5 | Mandatory | |
| | | 93.778 | Title XXI Medical Assistance Program | \$404.1 | 50-50 | \$404.1 | Mandatory | |
| | Foster Care Special Need | 93.658 | Title IV-E Foster Care | \$170.0 | 50-50 | \$170.0 | Mandatory | |
| | | 93.659 | Title IV-E Adoption Assistance Program | \$5.9 | 75-25 | \$2.0 | Mandatory | |
| | Subsidized Adoption & Guardianship | 93.667 | Title XX Social Services Block Grant (SSBG) | \$3,888.8 | | \$0.0 | | no match required |
| | | 93.658 | Title IV-E Foster Care | \$81.1 | 50-50 | \$81.1 | Mandatory | |
| | | 93.659 | Title IV-E Adoption Assistance | \$9,443.9 | 75-25 | \$3,148.0 | Mandatory | |
| | | 93.603 | Adoption Incentive Program | \$67.9 | | \$0.0 | | no match required |
| | Residential Child Care | 93.658 | Title IV-E Foster Care | \$49.3 | 50-50 | \$49.3 | Mandatory | |
| | | 93.659 | Title IV-E Adoption Assistance | \$3.0 | 75-25 | \$1.0 | Mandatory | |
| | Infant Learning Program Grants | 84.181A | IDEIA Part C, Infants and Toddlers with Disabilities | \$1,729.9 | MOE | \$0.0 | | no match required |
| | | 93.110 | Community Based Intergrated Service System | \$119.6 | | \$0.0 | | no match required |
| | | 93.778 | Title XIX Medical Assistance Program | \$11.5 | 50-50 | \$11.5 | Mandatory | |
| | | | RDU Total | \$37,129.2 | | \$18,512.7 | | |
| | Health Care Services | | | | | | | |
| | Medical Assistance Administration | 93.767 | Title XXI SCHIP- Children's Health Ins. Program Admin | \$84.5 | 65-35 | \$45.5 | Mandatory | |
| | | 93.778 | Medical Assistance Program | \$1,682.5 | 50-50 | \$1,682.5 | Mandatory | |
| | | | | \$6,747.0 | Multiple reimbursement rates | \$3,933.2 | Mandatory | Personal Services: \$9,198.2; Across the board: 64% federal, 36% GF Match |
| | Certification and Licensing | 93.506 | Background Check | \$885.5 | 75-25 | \$295.2 | Mandatory | Grant requires a 3:1 match |
| | | 93.778 | Medicaid - Title XIX Map Admin | \$676.4 | 50-50 | \$676.4 | Mandatory | Medicaid Admin match 50%/50% |
| | Health Facilities Licensing & Certification | 93.777 | Medicare - Title XVIII Contract | \$918.6 | | | | Categorical Grant - No match or MOE required |
| | | 93.778 | Medicaid - Title XIX Professional Support | \$380.6 | 75-25 | \$126.7 | Mandatory | Medicaid Professional match 75%/25% |
| | | | RDU Total | 11,375.1 | | 6,759.5 | | |
| | Juvenile Justice | | | | | | | |
| | McLaughlin Youth Center | | Medicaid Admin | \$1.0 | 50-50 | \$1.0 | Mandatory | |

| RDU | Component | CFDA No | Federal Grant Name | Federal Receipts | Federal/State Match Ratio or MOE % | State Match or MOE \$ | Mandatory or Voluntary? | Comments/Explanations |
|------------------|-----------------------------------|---------|--|------------------|------------------------------------|-----------------------|-------------------------|---|
| | Mat-Su Youth Facility | | Medicaid Admin | \$0.5 | 50-50 | \$0.5 | Mandatory | |
| | Kenai Peninsula Youth Facility | | Medicaid Admin | \$1.0 | 50-50 | \$1.0 | Mandatory | |
| | Fairbanks Youth Facility | | Medicaid Admin | \$4.5 | 50-50 | \$4.5 | Mandatory | |
| | Bethel Youth Facility | | Medicaid Admin | \$3.0 | 50-50 | \$3.0 | Mandatory | |
| | Nome Youth Facility | | Medicaid Admin | \$2.0 | 50-50 | \$2.0 | Mandatory | |
| | Johnson Youth Center | | Medicaid Admin | \$2.2 | 50-50 | \$2.2 | Mandatory | |
| | Ketchikan Regional Youth Facility | 0.000 | Medicaid Admin | \$2.0 | 50-50 | \$2.0 | Mandatory | |
| | Delinquency Prevention | 93.548 | Title V Delinquency Prevention Program | \$50.0 | 50-50 | \$50.0 | Mandatory | Required in-kind match paid by Grantees |
| | | 16.727 | Underage Drinking Laws Grant (EUDL) | \$320.8 | | | | No match required. |
| | | 16.540 | JJDP A Title II Formula Grant Funds | \$600.0 | | | | No match required. |
| | | 16.523 | Juvenile Accountability Block Grant (JABG) | \$250.0 | | | | No match required. |
| | Probation Services | 16.548 | JJDP A Title V Delinquency Prevention Grant | \$5.0 | 50-50 | \$5.0 | Mandatory | |
| | | 16.727 | Enforcing Underage Drinking Laws Grants (EDUL) | \$50.0 | | | | No match required. |
| | | 16.540 | JJDP A Title II Formula Grant Funds | \$360.3 | | | | No match required. |
| | | 16.523 | Juvenile Accountability Block Grant (JABG) | \$50.0 | 50-50 | \$50.0 | Mandatory | |
| | | | Medicaid Admin | \$50.0 | 50-50 | \$50.0 | Mandatory | Admin costs/GF Match |
| | | | Medicaid Admin | \$60.0 | 50-50 | \$60.0 | Mandatory | BTKH GF/MH Match |
| RDU Total | | | | 1,812.3 | | 251.2 | | |

Public Assistance

| | | | | | | | |
|-------------------------------------|--------|--|------------|---|-------------------------|------------------------|--|
| Alaska Temporary Assistance Program | 93.558 | Temporary Assistance For Needy Families Program TANF. TANF MOE requirement floor is \$34,824.4 | \$13,325.9 | | \$14,973.6 | Mandatory | MOE |
| Adult Public Assistance | 93.558 | Supplemental Security Income SSI based on a disability condition under the Social Security Act | \$2,030.0 | | \$0.0 | | DHSS recovers state Interim Assistance benefits from the retroactive federal SSI benefits of Adult Public Assistance applicants who are found eligible for SSI. The federal dollars listed represents that recovery. |
| Energy Assistance Programs | 93.568 | Low Income Home Energy Assistance Program LIHEAP Block Grant — 100% Fed | \$16,089.4 | | \$0.0 | | 100% Federal |
| Tribal Assistance Programs | | Native Temporary Assistance for Needy Families (TANF) Program. | | Federal funds are sent directly to TCC, T&H, AVCP and CITC. | \$13,960.3 | Mandatory | Federal funds are sent directly to TCC, T&H, AVCP and CITC. MOE |
| Public Assistance Admin Component | | "Administrative Cost Allocation" Energy Assistance Program, Food Stamps, ATAP and Medicaid | \$2,887.5 | 50-50 for Medicaid and Food Stamps | \$1,291.9 \$113.50 | Mandatory Mandatory | Federal restricted receipts are based on an approved cost allocation plan using the random moment time study to allocate costs by federal program. MOE |
| Quality Control | | "Administrative Cost Allocation" Food Stamps, ATAP & Medicaid | \$920.7 | 50-50 for Medicaid and Food Stamps | \$975.9 \$122.4 | Mandatory Mandatory | Federal restricted receipts are based on an approved cost allocation plan using the random moment time study to allocate costs by federal program. MOE |
| Public Asst Field Services | | "Administrative Cost Allocation" for Food Stamps, ATAP, Medicaid & ATAP IV-E | \$20,858.3 | 50-50 for Medicaid (Title XIX) and Food Stamps and 70-30 for Medicaid (Title XXI) | \$15,515.9 \$2,846.6 | Mandatory | Federal restricted receipts are based on an approved cost allocation plan using the random moment time study to allocate costs by federal program. Match \$15,515.9 and MOE \$2,846.6 |

| RDU | Component | CFDA No | Federal Grant Name | Federal Receipts | Federal/State Match Ratio or MOE % | State Match or MOE \$ | Mandatory or Voluntary? | Comments/Explanations |
|------------------|----------------------------|---------|---|------------------|------------------------------------|-------------------------|-------------------------|---|
| | Fraud Investigation | | "Administrative Cost Allocation" Food Stamps, ATAP & Medicaid | \$1,106.8 | 50-50 for Medicaid and Food Stamps | \$837.0 \$229.1 | Mandatory Mandatory | Federal restricted receipts are based on an approved cost allocation plan using the random moment time study to allocate costs by federal program. MOE |
| | Work Services | | "Administrative Cost Allocation" Food Stamps, ATAP & Medicaid | \$13,072.7 | 50-50 for Medicaid and Food Stamps | \$1,748.1 \$2,578.90 | Mandatory Mandatory | Federal restricted receipts are based on an approved cost allocation plan using the random moment time study to allocate costs by federal program. MOE |
| | Women Infants and Children | 10.557 | Special Supplemental Nutrition Program for Women, Infants, and Children | \$23,576.2 | | \$0.0 | | no match required |
| | Child Care Benefits | | "Federal Cost Allocation Plan" | \$37,682.1 | | \$6,351.6 \$3,544.8 | Mandatory Mandatory | NOTE: A portion of leases payment by DOA Leasing budget for P.A. offices counts and is reported as GF match by DHSS. Total Match \$26,720.4, total MOE \$34,824.4 MOE |
| RDU Total | | | | 131,549.6 | | 65,089.6 | | |

Public Health

Women, Children and Family Health

| | | | | | | | | |
|--|---|-----------|----------------------|-----------|-----------|---|--|--|
| 93.092 | Teen PREP | \$250.0 | | | | | Categorical Grant - No match or MOE required | |
| 93.297 | Tier II-Teen Preg Prvntn | \$600.0 | | | | | Categorical Grant - No match or MOE required | |
| 93.946 | AK Preg Risk Assessmt (PRAMS) 5/1/12 - 4/30/13 | \$145.3 | | | | | Categorical Grant - No match or MOE required | |
| 93.110 | CYSHCN Base Grant | \$300.0 | | | | | Categorical Grant - No match or MOE required | |
| 93.505 | MIECHV Home Visitation | \$1,000.0 | | | | | Categorical Grant - No match or MOE required | |
| 93.283 | CDC Oral Disease Prev/Hlth | \$407.5 | | | | | Categorical Grant - No match or MOE required | |
| 93.184 | CAAI Supplmntl | \$542.8 | | | | | Categorical Grant - No match or MOE required | |
| 93.994 | Title V MCH Block Grant | \$1,091.9 | 20-80 MOE | \$4,471.7 | Mandatory | MOE remains a constant of \$4,471.7 based on the FY89 Alaska Expenditures on Public Health programs for women and children. MOE is spread among several GF program including WCFH, Infant Learning Program, WIC and other women's and children's programs in H&SS. Cost Sharing covered by non-federal and non-State funds, received through 'Program Income' and 'Other Funds' | | |
| 93.217 | Title X Family Planning | \$566.3 | 90-10 'Cost Sharing' | \$56.6 | Mandatory | Categorical Grant - No match or MOE required | | |
| 93.110 | HRSA Bldg Data Cpty in AK (SSDI) | \$65.4 | | | | | Categorical Grant - No match or MOE required | |
| 93.926 | HRSA Healthy Start | \$400.0 | | | | | Categorical Grant - No match or MOE required | |
| 93.184 | CDC PPP for AK w/ Disabilities | \$300.0 | | | | | Categorical Grant - No match or MOE required | |
| 93.283 | CDC EHDI (5UR3DD000780-02) | \$156.9 | | | | | Categorical Grant - No match or MOE required | |
| 93.251 | HRSA UNHS (H61MC00015) | \$270.0 | | | | | Categorical Grant - No match or MOE required | |
| 93.507 | CD10-1011 Strengthening Public Health Infrastructure for Improved Health Outcomes | \$250.0 | | | | | Categorical Grant - No match or MOE required | |
| Public Health Administrative Services | | | | | | | | |
| Emergency Programs | | | | | | | | |
| 93.127 | EMSC Demonstration Grants | \$200.0 | | | | | Categorical Grant - No match or MOE required | |
| 93.069 | Public Health Emergency Prep Coop Agreement | \$6,680.5 | | | | | 10% GF match | |
| 93.127 | EMSC Partnership Grants | \$145.0 | | | | | Categorical Grant - No match or MOE required | |
| 93.089 | Alaska Emergency System Advance-VHP Program | \$163.2 | | | | | Categorical Grant - No match or MOE required | |
| Health Planning Systems Development | | | | | | | | |
| 93.155 | Frontier Community health Integration Demonstration Program | \$85.0 | | | | | No match required | |
| 93.241 | Flex Rural Veterans Health Access Program | \$320.3 | | | | | No match required | |
| 93.241 | Rural Hospital Flexibility Program | \$641.0 | | | | | No match required | |
| 93.13 | State Primary Care Offices | \$513.4 | | | | | No match required | |
| 93.414 | ARRA State Primary Care Offices | \$246.3 | | | | | No match required | |
| 93.165 | Grants to States for Loan Repayment | \$600.0 | 50-50 | \$600.0 | Mandatory | mandatory cash match, MTHAAR, and GF | | |
| 93.301 | Small Rural Hospital Improvement Grant Program | \$154.6 | | | | | No match required | |
| 93.913 | State Office of Rural Health | \$180.0 | 25-75 | \$540.0 | Mandatory | Mandatory soft match: \$180K from EMS grants program and \$360K from the CHATS program | | |
| Epidemiology | | | | | | | | |
| 93.268 | Immunization Funding CDC | \$2,305.0 | | | | | Categorical Grant - No match or MOE required | |
| | Lead funding - CDC | \$21.4 | | | | | Categorical Grant - No match or MOE required | |
| 93.521 | AK Sections of Epi & Lab ELC ACA | \$927.1 | | | | | Categorical Grant - No match or MOE required | |
| 93.521 | Affordable Care Act (ACA):Building Epi Lab HAI | \$71.5 | | | | | Categorical Grant - No match or MOE required | |

| RDU | Component | CFDA No | Federal Grant Name | Federal Receipts | Federal/State Match Ratio or MOE % | State Match or MOE \$ | Mandatory or Voluntary? | Comments/Explanations |
|-----|---|---------|--|-------------------|------------------------------------|-----------------------|-------------------------|---|
| | | 93.944 | AIDS Surveillance CDC | \$130.0 | | | | Categorical Grant - No match or MOE required |
| | | 93.977 | Comprehensive STD Prevention System | \$298.8 | | | | Categorical Grant - No match or MOE required |
| | | 93.917 | AIDS - Ryan White | \$1,135.8 | | \$11.6 | Mandatory | ADAP Supplemental Match requirement |
| | | 93.283 | Alaska DPH 2012 ELC: Program Component | \$373.6 | | | | Categorical Grant - No match or MOE required |
| | | 93.116 | Tuberculosis Elim & Lab CDC | \$299.7 | | | | Categorical Grant - No match or MOE required |
| | | 93.270 | Adult Viral Hepatitis Prev Coordinator | \$98.1 | | | | Categorical Grant - No match or MOE required |
| | | 93.940 | HIV Prevention (5U52PS023490) | \$1,546.6 | | | | Categorical Grant - No match or MOE required |
| | | 93.240 | ATSDR Partnership to Promote Localized Efforts | \$260.3 | | | | Categorical Grant - No match or MOE required |
| | | 93.136 | National Violent Death Reporting System (NVDRS) | \$155.8 | | | | Categorical Grant - No match or MOE required |
| | | 93.940 | Comprehensive HIV Prevention | \$679.8 | | | | Categorical Grant - No match or MOE required |
| | Chronic Disease Prevention & Health Promotion | 93.544 | Diabetes CDC | \$423.6 | 80-20 | \$105.9 | Mandatory | Categorical Grant |
| | | 93.283 | Cancer Registry CDC | \$579.3 | 75-25 | \$193.1 | Mandatory | Match requirement 75%/25% |
| | | 93.283 | Comprehensive Cancer | \$341.4 | 90-10 | \$34.1 | Mandatory | Categorical Grant |
| | | 93.283 | BRFSS | \$384.5 | | | | Categorical Grant - No match or MOE required |
| | | 93.283 | Cardiovascular Health | \$499.0 | | | | Categorical Grant - No match or MOE required |
| | | 93.991 | Health Promotion | \$263.0 | | | | Categorical Grant - No match or MOE required |
| | | 93.136 | Rape Prevention & Education | \$76.3 | | | | Categorical Grant - No match or MOE required |
| | | 93.283 | Tobacco | \$1,155.6 | 80-20 | \$288.9 | Mandatory | Categorical Grant |
| | | 93.630 | State Developmental Disabilities Councils | \$449.0 | 75-25 | \$150.0 | Mandatory | |
| | | 93.768 | AK Works Initiative | \$452.7 | | | | |
| | | | RDU Total | \$29,203.4 | | \$6,451.9 | | |
| | Senior and Disabilities Services | | | | | | | |
| | Sr & Dis Admin | | Medicaid Admin | \$7,067.8 | | \$3,184.1 | | Medicaid Admin predominantly 50/50, some medical professional positions claimed at 75/25% |
| | | 93.041 | Admin on Aging Title VII Elder Abuse | \$25.0 | | | | |
| | | 93.042 | Admin on Aging Title VII LTCO RSA | \$91.1 | | | | |
| | | 93.044 | Admin on Aging Title III Admin | \$500.0 | 75-25 | \$125.0 | Mandatory | |
| | | 93.044 | Admin on Aging Title III LTCO RSA | \$231.0 | | \$100.0 | Mandatory | |
| | Sr Comm Based Grants | 10.570 | Nutrition Services Incentive Program | \$320.0 | | | | |
| | | 93.043 | Title III D: Preventative Health | \$105.1 | 85-15 | \$18.6 | Mandatory | |
| | | 93.044 | Title III B Fed Grant | \$190.0 | 85-15 | \$33.5 | Mandatory | |
| | | 93.044 | Title III B: Supportive Services | \$1,554.9 | 85-15 | \$274.4 | Mandatory | |
| | | 93.045 | Title III C.1: Congregate Meals | \$1,769.9 | 85-15 | \$312.3 | Mandatory | |
| | | 93.045 | Title III C.2: Home Delivered Meals | \$1,077.5 | 85-15 | \$190.1 | Mandatory | |
| | | 93.048 | Aging & Disabilities Resource Center Develop & Expansion | \$327.4 | 66-44 | \$163.7 | Mandatory | |
| | | 93.048 | AK Senior Medicare Patrol Capacity Building | \$50.0 | | | | |
| | | 93.052 | Title III E: Nat'l Family Caregiver | \$736.9 | 75-25 | \$245.6 | Mandatory | |
| | | 93.518 | ACA Medicare Improvements for Patient & Providers | \$2.1 | | | | |
| | | 93.630 | State Developmental Disabilities Councils | \$449.0 | 75-25 | \$150.0 | Mandatory | |
| | | 93.779 | Admin on Aging Senior Medicare Patrol | \$157.9 | 75-25 | \$52.6 | Mandatory | |
| | | 93.779 | CMS State Health Insurance Assistance Program Grant | \$209.4 | | | | |
| | | 93.779 | Medicare Improvement for Patients | \$5.9 | | | | |
| | | 93.779 | Person Centered Planning-Hospital Discharge | \$304.5 | 95-5 | \$16.0 | Mandatory | |
| | Governor's Council | 16.529 | End Violence Against & Abuse of Women | \$135.8 | | | | |
| | | 93.630 | State Developmental Disabilities Councils | \$449.0 | 75-25 | \$150.0 | Mandatory | |
| | | 93.768 | AK Works Initiative | \$452.7 | | | | |
| | | | RDU Total | \$16,212.8 | | \$5,016.1 | | |

Department Support Services

| RDU | Component | CFDA No | Federal Grant Name | Federal Receipts | Federal/State Match Ratio or MOE % | State Match or MOE \$ | Mandatory or Voluntary? | Comments/Explanations |
|---|-----------|---------|--|------------------|------------------------------------|-----------------------|-------------------------|--|
| Public Affairs | | N/A | Indirect grant cost allocation TANF, Food Stamp, Title XIX, Title IV-E require state matching funds | \$1,006.70 | varies | varies | N/A | A combination of sources, including general funds, interagency receipts, and CIP receipts are being used to satisfy matching requirements in these components. |
| Quality Assurance and Audit | | | Title XIX Admin Claims | \$610.9 | 50-50 | \$610.9 | N/A | |
| Commissioner's Office | | N/A | Indirect grant cost allocation TANF, Food Stamp, Title XIX, Title IV-E require state matching funds | \$788.3 | varies | varies | N/A | A combination of sources, including general funds, interagency receipts, and CIP receipts are being used to satisfy matching requirements in these components. |
| Assessment & Planning | | N/A | Title XIX Admin Claims | \$125.0 | 50-50 | \$125.0 | N/A | |
| Administrative Support Services | | N/A | Indirect grant cost allocation TANF, Food Stamp, Title XIX, Title IV-E require state matching funds | \$4,732.7 | varies | varies | N/A | A combination of sources, including general funds, interagency receipts, and CIP receipts are being used to satisfy matching requirements in these components. |
| Facilities Management | | N/A | Indirect grant cost allocation TANF, Food Stamp, Title XIX, Title IV-E require state matching funds | \$128.0 | varies | varies | N/A | A combination of sources, including general funds, interagency receipts, and CIP receipts are being used to satisfy matching requirements in these components. |
| Information Technology | | N/A | Indirect grant cost allocation TANF, Food Stamp, Title XIX, Title IV-E require state matching funds | \$7,895.1 | varies | varies | N/A | A combination of sources, including general funds, interagency receipts, and CIP receipts are being used to satisfy matching requirements in these components. |
| State Facilities Rent | | N/A | Indirect grant cost allocation TANF, Food Stamp, Title XIX, Title IV-E require state matching funds | \$425.6 | varies | varies | N/A | A combination of sources, including general funds, interagency receipts, and CIP receipts are being used to satisfy matching requirements in these components. |
| RDU Total | | | | 15,712.3 | | 735.9 | | |
| Medicaid Services | | | | | | | | |
| Behavioral Health Medicaid Services | | 93.778 | Title XIX Medical Assistance Program | \$81,462.1 | 50-50 | \$81,462.1 | Mandatory | |
| | | | IHS | \$28,834.5 | | \$0.0 | n/a | 100% Federal funds. Includes spending for Encounter payments. |
| | | 93.767 | Title XXI State Children's Insurance Program | \$7,140.0 | 65-35 | \$3,844.6 | Mandatory | |
| | | | Medicaid Admin | \$1,644.6 | 75-25 | \$548.2 | Mandatory | Contractual Services |
| Children's Medicaid Services | | 93.778 | Title XIX Medical Assistance Program | \$5,226.5 | 50-50 | \$5,226.5 | Mandatory | |
| | | | IHS | \$2,078.1 | | | n/a | 100% Federal funds |
| | | 93.767 | Title XXI State Children's Insurance Program | \$347.9 | 65-35 | \$187.3 | Mandatory | |
| Adult Preventative Dental Medicaid Services | | 93.778 | Title XIX Medical Assistance Program | \$5,390.2 | 50-50 | \$5,390.2 | Mandatory | |
| | | | IHS | \$1,756.4 | | | n/a | 100% Federal funds |
| Health Care Medicaid Services | | 93.778 | Title XIX Medical Assistance Program | \$302,528.5 | 50-50 | \$302,528.5 | Mandatory | |
| | | | IHS | \$216,859.5 | | \$0.0 | n/a | 100% Federal funds. Includes spending for Encounter payments, |
| | | | BCC (Breast and Cervical Cancer) | \$2,172.2 | 65-35 | \$1,169.7 | Mandatory | |
| | | | Family Planning | \$4,308.3 | 90-10 | \$478.7 | Mandatory | |
| | | 93.767 | Title XXI State Children's Insurance Program | \$17,612.5 | 65-35 | \$9,483.7 | Mandatory | |
| | | | Medicaid Admin | \$16,393.2 | 75-25 | \$5,464.4 | Mandatory | Contractual Services |
| Senior and Disabilities Medicaid Services | | 93.778 | Title XIX Medical Assistance Program | \$251,221.1 | 50-50 | \$251,221.1 | Mandatory | |
| | | | IHS | \$7,910.5 | | \$0.0 | n/a | 100% Federal funds. |
| RDU Total | | | | 952,886.1 | | 667,005.0 | | |

| RDU | Component | CFDA No | Federal Grant Name | Federal Receipts | Federal/State Match Ratio or MOE % | State Match or MOE \$ | Mandatory or Voluntary? | Comments/Explanations |
|--|-----------|---------|--------------------|------------------|------------------------------------|-----------------------|-------------------------|--|
| DEPARTMENT WIDE FEDERAL REQUEST AND REQUIRED STATE MATCH | | | | \$1,207,100.4 | | \$772,381.3 | | "State Match" includes other fund sources aside from General Fund Match. |

Department of Labor and Workforce Development
 Federal Grants With State Match and "Maintenance of Effort" Requirements For FY2013 Budget

The following federal grant information is provided for general information purposes. Various programs have different match requirements, i.e. in-kind, maintenance of effort, etc. Also, the funding sources used for match are not limited to "General Fund Match" and include other fund sources such as statutory designated program receipts, general funds, interagency, etc. Although the information is grouped by RDU, not all the match is budgeted within the same RDU or components.

| RDU | Component | CFDA No | Federal Grant Name | Anticipated Federal Revenue Detail | Federal/State Match Ratio or MOE % | State Match or MOE \$ | Mandatory or Voluntary? | Comments/Explanations |
|---|--------------------------------|---------|--|--|---------------------------------------|--------------------------|-------------------------------|---|
| Administrative Services Division | | | | | | | | |
| | Data Processing | 17.207 | Employment Service/Wagner-Peyser Funded Activities | \$580.0 | | | | Of the total award \$580.0 goes to Data Processing (DP) and \$40.0 goes to Unemployment Insurance (UI), and the remainder goes to Employment and Training Services (ETS). |
| | Data Processing | 17.225 | Unemployment Insurance | \$4,000.0 | | | | Of the total award approximately \$4million goes to support DP staff providing services to the UI program and \$500.0 goes to ETS. The remainder of the funding goes to UI. |
| | Labor Market Information | 17.002 | Current Employment Statistics | \$70.3 | | | | Cooperative agreement with U.S. Department of Labor (USDOL), Bureau of Labor Statistics (BLS) to help produce specific labor market information data sets. |
| | Labor Market Information | 17.002 | Grant Local Area Unemployment Statistics | \$104.9 | | | | Cooperative agreement with USDOL, BLS to help produce specific labor market information data sets. |
| | Labor Market Information | 17.002 | Occupational Employment Statistics | \$181.3 | | | | Cooperative agreement with USDOL, BLS to help produce specific labor market information data sets. |
| | Labor Market Information | 17.002 | Employee and Wage Records | \$250.4 | | | | Cooperative agreement with USDOL, BLS to help produce specific labor market information data sets. |
| | Labor Market Information | 17.002 | Mass Layoff Statistics | \$50.7 | | | | Cooperative agreement with USDOL, BLS to help produce specific labor market information data sets. |
| | Labor Market Information | 17.005 | Annual Survey | \$98.9 | 50-50 | \$98.9 | Mandatory | Cooperative agreement with USDOL, BLS to help produce specific labor market information data sets. |
| | Labor Market Information | 17.005 | Census of Fatal Occupational Injuries | \$15.6 | 50-50 | \$15.6 | Mandatory | Cooperative agreement with USDOL, BLS to help produce specific labor market information data sets. |
| | Labor Market Information | 17.207 | One Stop | \$350.0 | | | | A signed agreement with USDOL, Employment and Training Administration to provide labor market information to the state's workforce development board job seekers and one-stop centers (job centers) |
| | Labor Market Information | 90.100 | Distressed Community | \$13.0 | | | | Funds received through the Denali Commission to identify Alaska communities that meet certain criteria qualifying them as distressed and thus eligible for assistance |
| RDU Total | | | | \$5,715.1 | | \$114.5 | | |
| Labor Standards and Safety | | | | | | | | |
| | Occupational Safety and Health | 17.503 | Occupational Safety and Health - State Program | \$1,429.4 | 50-50 | \$1,429.4 | Mandatory | There is an additional voluntary match of \$223.7 to fully fund the program. |
| | Occupational Safety and Health | 17.504 | Consultation Agreements | \$663.0 | 90-10 | \$66.3 | Mandatory | There is an additional voluntary match of \$1,545.8 to fully fund the program. |
| RDU Total | | | | \$2,092.4 | | \$1,495.7 | | |

Department of Labor and Workforce Development
 Federal Grants With State Match and "Maintenance of Effort" Requirements For FY2013 Budget

The following federal grant information is provided for general information purposes. Various programs have different match requirements, i.e. in-kind, maintenance of effort, etc. Also, the funding sources used for match are not limited to "General Fund Match" and include other fund sources such as statutory designated program receipts, general funds, interagency, etc. Although the information is grouped by RDU, not all the match is budgeted within the same RDU or components.

| RDU | Component | CFDA No | Federal Grant Name | Anticipated Federal Revenue Detail | Federal/State Match Ratio or MOE % | State Match or MOE \$ | Mandatory or Voluntary? | Comments/Explanations |
|-------------------------------------|----------------------------------|---------|---|--|---------------------------------------|--------------------------|-------------------------------|--|
| Employment Security Division | | | | | | | | |
| | Employment and Training Services | 17.207 | Labor Certification | \$79.9 | | | | |
| | Employment and Training Services | 17.207 | Employment Service/Wagner-Peyser Funded Activities | \$6,954.1 | | | | Of the total award \$580.0 goes to Data Processing (DP) and \$40.0 goes to Unemployment Insurance (UI), and the remainder goes to Employment and Training Services (FTS). |
| | Employment and Training Services | 17.207 | Disability Employment Initiative | \$1,460.9 | | | | |
| | Employment and Training Services | 17.235 | Senior Community Service Employment Program (SCSEP) | \$1,960.3 | 89-11 | \$246.9 | Mandatory | Ten percent of the federal award is matched with State Training and Employment Program funds. Also, ETS annually receives \$50.9 in general fund/match funding |
| | Employment and Training Services | 17.245 | Trade Adjustment Assistance | \$159.4 | | | | |
| | Employment and Training Services | 17.271 | Work Opportunity Tax Credit Program | \$59.6 | | | | |
| | Employment and Training Services | 17.801 | Disabled Veterans' Outreach Program | \$379.1 | | | | |
| | Employment and Training Services | 17.804 | Local Veterans' Employment Representative Program | \$196.2 | | | | |
| | Employment and Training Services | 17.225 | Unemployment Insurance Modernization Funds | \$3,645.3 | | | | |
| | Employment and Training Services | 17.225 | Unemployment Insurance | \$500.0 | | | | Of the total award approximately \$4million goes to support DP staff providing services to the UI program and \$500.0 goes to ETS. The remainder of the funding goes to UI |
| | Employment and Training Services | 17.225 | Unemployment Insurance Compensation (EUC-RES/REA) | \$350.0 | | | | This one-time funding is being spent 50/50 UI & ETS for \$350.0 each. |
| | Unemployment Insurance | 17.207 | Employment Service/Wagner-Peyser Funded Activities | \$40.0 | | | | Of the total award \$580.0 goes to DP and \$40.0 goes to UI, and the remainder goes to ETS. |
| | Unemployment Insurance | 17.225 | Unemployment Insurance Compensation (EUC) | \$1,631.4 | | | | |
| | Unemployment Insurance | 17.225 | Unemployment Insurance Compensation (EUC-RES/REA) | \$350.0 | | | | This one-time funding is being spent 50/50 UI & ETS for \$350.0 each. |
| | Unemployment Insurance | 17.225 | Unemployment Insurance | \$21,118.3 | | | | Of the total award approximately \$4million goes to support DP staff providing services to the UI program and \$500.0 goes to ETS. The remainder of the funding goes to UI |
| | Adult Basic Education | 84.002 | Adult Education - Basic Grants to States | \$1,025.6 | 64-36 | \$369.2 | Mandatory | At least 90% of the prior state contributions must be spent in the current year. Also, state funds are used to support GED functions which are an unallowable use of federal funds |
| RDU Total | | | | \$39,910.1 | | \$616.1 | | |

Department of Labor and Workforce Development
 Federal Grants With State Match and "Maintenance of Effort" Requirements For FY2013 Budget

The following federal grant information is provided for general information purposes. Various programs have different match requirements, i.e. in-kind, maintenance of effort, etc. Also, the funding sources used for match are not limited to "General Fund Match" and include other fund sources such as statutory designated program receipts, general funds, interagency, etc. Although the information is grouped by RDU, not all the match is budgeted within the same RDU or components.

| RDU | Component | CFDA No | Federal Grant Name | Anticipated Federal Revenue Detail | Federal/State Match Ratio or MOE % | State Match or MOE \$ | Mandatory or Voluntary? | Comments/Explanations |
|---|------------------------------------|---------|--|--|---------------------------------------|--------------------------|-------------------------------|---|
| Business Partnerships | | | | | | | | |
| | Business Services | 17.258 | Workforce Investment Act Adult Program | \$2,521.0 | | | | |
| | Business Services | 17.259 | Workforce Investment Act Youth Activities | \$2,411.2 | | | | |
| | Business Services | 17.260 | Workforce Investment Act Dislocated Workers | \$2,655.5 | | | | |
| | Business Services | 17.277 | ARRA WIA Dislocated Worker OJT-National Emergency Grant | \$146.2 | | | | This grant will be closing as of 9/30/2012. The department is also using \$140.5 in State Training and Employment Program funds meet the deliverables required to successfully close out the grant |
| | Business Services | 17.275 | ARRA Alaska State Energy Sector Partnership | \$950.5 | | | | This grant will be closing as of 5/30/2013. |
| | Business Services | 90.100 | Denali Commission Training Fund | \$823.4 | | | | |
| RDU Total | | | | \$9,507.8 | | \$0.0 | | |
| Vocational Rehabilitation | | | | | | | | |
| | Client Services | 84.126A | Rehabilitation Services - Vocational Rehabilitation Grants to States | \$11,961.1 | 78.7-21.3 | \$4,421.3 | Mandatory | There is a maintenance of effort (MOE) requirement for Client Services outlined in 340CFR 361.62. The state is required to maintain aggregate state expenditures for authorized activities at a level that is not less than the average level of such expenditures maintained by the state for the two year period preceding the fiscal year. |
| | Client Services | 84.265 | Rehabilitation Services - State Vocational Rehabilitation Unit In-State Training | \$24.0 | | \$5.6 | Mandatory | |
| | Independent Living | 84.169 | Independent Living - State Grants | \$348.0 | 90-10 | \$33.0 | Mandatory | The federal independent living (IL) program requires a 10% match. In FY13 the state invested in the state's IL network \$1,006.4 above the required match |
| | Independent Living Rehabilitation | 84.177 | Rehabilitation Services - Independent Living Services for Older Blind Individuals who are Blind | \$224.7 | 90-10 | \$25.0 | Mandatory | |
| | Disability Determination | None | Disability Determination Services | \$4,877.1 | | | | 100% federal funds |
| | Special Projects | 84.187 | Supported Employment Services for Individuals with the Most Significant Disabilities | \$436.6 | | | | 100% federal funds |
| RDU Total | | | | \$17,871.5 | | \$4,484.9 | | |
| Alaska Vocational Technical Center | | | | | | | | |
| | Alaska Vocational Technical Center | 84.063 | Federal Pell Grant Program | \$500.0 | | | | |
| | Alaska Vocational Technical Center | 84.268 | Federal Direct Student Loans | \$600.0 | | | | |

**Department of Labor and Workforce Development
Federal Grants With State Match and "Maintenance of Effort" Requirements For FY2013 Budget**

The following federal grant information is provided for general information purposes. Various programs have different match requirements, i.e. in-kind, maintenance of effort, etc. Also, the funding sources used for match are not limited to "General Fund Match" and include other fund sources such as statutory designated program receipts, general funds, interagency, etc. Although the information is grouped by RDU, not all the match is budgeted within the same RDU or components.

| RDU | Component | CFDA No | Federal Grant Name | Anticipated Federal Revenue Detail | Federal/State Match Ratio or MOE % | State Match or MOE \$ | Mandatory or Voluntary? | Comments/Explanations |
|---|-----------|---------|--------------------|--|---------------------------------------|--------------------------|-------------------------------|-----------------------|
| RDU Total | | | | \$1,100.0 | | \$0.0 | | |
| DEPARTMENT WIDE FEDERAL REQUEST AND REQUIRED STATE MATCH | | | | \$76,196.9 | | \$6,711.2 | | |

Department of Law

Federal Grants With State Match and "Maintenance of Effort" Requirements For FY2013 Governor's Budget

The following federal grant information is provided for general information purposes. Various programs have different match requirements, i.e. in-kind, maintenance of effort, etc. Also, the funding sources used for match are not limited to "General Fund Match" and include other fund sources such as statutory designated program receipts, general funds, interagency, etc. Although the information is grouped by RDU, not all the match is budgeted within the same RDU or components.

| RDU | Component | CFDA No | Federal Grant Name | Federal Receipts | Federal/State Match Ratio or MOE % | State Match or MOE \$ | Mandatory or Voluntary? | Comments/Explanations |
|-----------------------------|------------------------------|---------|------------------------------------|------------------|------------------------------------|-----------------------|-------------------------|-----------------------|
| Criminal Division | | | | | | | | |
| | Criminal Appeals/Special Lit | 93,775 | State Medicaid Fraud Control Units | \$1,018.0 | 75-25 | \$339.0 | Mandatory | |
| Department/RDU Total | | | | 1,018.0 | | 339.0 | | |

Department of Military and Veteran Affairs
 Federal Grants With State Match and "Maintenance of Effort" Requirements For FY2013 Budget

The following federal grant information is provided for general information purposes. Various programs have different match requirements, i.e. in-kind, maintenance of effort, etc. Also, the funding sources used for match are not limited to "General Fund Match" and include other fund sources such as statutory designated program receipts, general funds, interagency, etc. Although the information is grouped by RDU, not all the match is budgeted within the same RDU or components.

| RDU | Component | CFDA No | Federal Grant Name | Federal Receipts | Federal/State Match Ratio or MOE % | State Match or MOE \$ | Mandatory or Voluntary? | Comments/Explanations |
|-----|---|---------|--|------------------|------------------------------------|-----------------------|-------------------------|-----------------------|
| | Homeland Security | | | | | | | |
| | | 97.042 | 12 Emergency Management Performance Grant (EMPG) | 1,837.6 | 50-50 | 1,837.6 | Mandatory | |
| | | | 11 Emergency Management Performance Grant (EMPG) | 450.2 | 50-50 | 450.2 | Mandatory | |
| | | 20.703 | 13 Hazardous Materials Emergency Preparedness (HMEP) | 100.0 | 75-25 | 33.3 | Mandatory | |
| | | | 12 Hazardous Materials Emergency Preparedness (HMEP) | 237.1 | 75-25 | 0.8 | Mandatory | |
| | | 97.047 | 12 Pre-Disaster Mitigation (PDM) | 900.0 | 75-25 | 300.0 | Mandatory | |
| | | | 11 Pre-Disaster Mitigation (PDM) | 115.3 | 75-25 | 38.4 | Mandatory | |
| | | | RDU Total | 3,640.2 | | 2,660.3 | | |
| | DEPARTMENT WIDE FEDERAL REQUEST AND REQUIRED STATE MATCH | | | 3,640.2 | | 2,660.3 | | |

Department of Natural Resources
 Federal Grants With State Match and "Maintenance of Effort" Requirements For FY2013 Budge

The following federal grant information is provided for general information purposes. Various programs have different match requirements, i.e. in-kind, maintenance of effort, etc. Also, the funding sources used for match are not limited to "General Fund Match" and include other fund sources such as statutory designated program receipts, general funds, interagency, etc. Although the information is grouped by RDU, not all the match is budgeted within the

| RDU | Component | CFDA No | Federal Grant Name | Federal Receipts | Federal/State Match Ratio or MOE % | State Match or MOE \$ | Mandatory or Voluntary? | Comments/Explanations |
|---|---|---------|-------------------------------------|------------------|------------------------------------|-----------------------|-------------------------|--|
| Land and Water Resources | | | | | | | | |
| | Mining, Land & Water | 15.250 | Administration & Enforcement | \$235.4 | 50-50 | \$235.4 | Mandatory | |
| | Geological & Geophysical | 15.810 | Moran Statemap Project | \$220.8 | 50-50 | \$220.8 | Mandatory | |
| | Geological & Geophysical | 15.819 | Coal Resource Data | \$7.2 | 80-40 | \$4.0 | Mandatory | |
| | Forest Management & Development | 10.664 | Cooperative Forestry | \$3,405.1 | 50-50 | \$3,405.1 | Mandatory | |
| | Forest Management & Development | 10.680 | Western Bark Beetle Prevention | \$44.9 | 50-50 | \$44.9 | Mandatory | |
| RDU Total | | | | \$3,913.4 | | \$3,910.2 | | |
| Parks and Outdoor Recreation | | | | | | | | |
| | Parks Management & Access | 15.904 | Historical Preservation Fund | \$1,115.7 | 80-40 | \$450.2 | Mandatory | The majority of match is met by DNR, but there is some outside match by individuals, nonprofits and local govts. |
| | Parks Management & Access | 97.012 | Boating Safety Financial Assistance | \$854.8 | 50-50 | \$854.8 | Mandatory | |
| | Parks Management & Access | 10.676 | Forest Legacy Program | \$36.6 | 75-25 | \$12.2 | Mandatory | |
| | Parks Management & Access | 20.219 | Recreational Trail Program | \$1,566.3 | 91-09 | \$75.9 | Mandatory | Grants to outside entities require 20% match. |
| RDU Total | | | | \$3,573.4 | | \$1,393.1 | | |
| Agriculture | | | | | | | | |
| | Agriculture Development | 10.025 | Pest Detection | \$138.6 | 87-13 | \$20.7 | Mandatory | |
| | Agriculture Development | 10.025 | Sypsy Moth Survey | \$25.7 | 90-10 | \$2.9 | Mandatory | |
| | Agriculture Development | 10.025 | Snail & Slug Survey | \$1.1 | 80-20 | \$0.3 | Mandatory | |
| | Northern Latitude Plant Material Center | 10.680 | Field Guide to Alaska Grasses | \$45.1 | 64-26 | \$25.4 | Mandatory | |
| RDU Total | | | | \$210.5 | | \$49.3 | | |
| DEPARTMENT WIDE FEDERAL REQUEST AND REQUIRED STATE MATCH | | | | 7,697.3 | | 5,352.6 | | |

Department of Public Safety

Federal Grants With State Match and "Maintenance of Effort" Requirements For FY2013 Budget

The following federal grant information is provided for general information purposes. Various programs have different match requirements, i.e. in-kind, maintenance of effort, etc. Also, the funding sources used for match are not limited to "General Fund Match" and include other fund sources such as statutory designated program receipts, general funds, interagency, etc. Although the information is grouped by RDU, not all the match is budgeted within the same RDU or components.

| RDU | Component | CFDA No | Federal Grant Name | Federal Receipts | Federal/State Match Ratio or MOE % | State Match or MOE \$ | Mandatory or Voluntary | Comments/Explanations |
|---|---|---------|---|------------------|------------------------------------|-----------------------|------------------------|--|
| Statewide Support | | | | | | | | |
| | Administrative Services | 16.593 | Residential Substance Abuse Treatment for State Prisoners (RSAT) | \$4.6 | 25 | \$0.0 | Mandatory | DPS DAS is the State Administering Agency (SAA) for this federal grant program and receives 10% of the total grant for administration. The Department of Corrections, Administration and Operations RDU, Inmate Programs component receives the remainder and provides all of 25% match. Total grant is \$46.1. Corrections receives \$41.4; Corrections match is \$15.4. |
| RDU Total | | | | \$4.6 | | \$0.0 | | |
| | Alaska Criminal Records and Identification | 16.554 | Grant | \$102.7 | 10 | \$13.8 | Mandatory | Federal grantor determines split of grant; DPS receives a portion and the Alaska Court System, Administration BRU, Fiscal Operations component a similar portion; each is responsible for match of 10% of its portion. Total grant is \$199.1. Alaska Court System receives \$96.4. Match is \$13.8 for DPS and \$11.6 for Courts. |
| RDU Total | | | | \$102.7 | | \$13.8 | | |
| Council on Domestic Violence and Sexual Assault | | | | | | | | |
| | Council on Domestic Violence and Sexual Assault | 16.575 | FFY11 Victim of Crime Act Victim Assistance Formula Grant Program | \$365.8 | 20 | \$91.5 | Mandatory | Sub-grantees are required to provide a minimum 20% match. |
| | | 16.575 | FFY12 Victim of Crime Act Victim Assistance Formula Grant Program | \$500.0 | 20 | \$125.0 | Mandatory | Sub-grantees are required to provide a minimum 20% match. Initial spending plan for FY13 has been revised so it may not match budget detail. |
| | | 16.588 | FFY09 Services-Training-Officers-Prosecutors | \$84.3 | 25 | \$28.1 | Mandatory | Match is combination of funds from three state agencies thru RSAs and Council funds. Projected expenditure amount shown is all remaining funds, but it may not match budget detail. |
| | | 16.588 | Violence Against Women Act FFY10 Services-Training-Officers-Prosecutors | \$436.3 | 25 | \$145.4 | Mandatory | Match is combination of funds from three state agencies thru RSAs and Council funds. Projected expenditure amount shown is all remaining funds, but it may not match budget detail. |
| | | 16.588 | Violence Against Women Act FFY11 Services-Training-Officers-Prosecutors | \$80.0 | 25 | \$26.7 | Mandatory | Match is combination of funds from three state agencies thru RSAs and Council funds. |
| | | 16.588 | Violence Against Women Act FFY12 Services-Training-Officers-Prosecutors | \$400.0 | 25 | \$133.3 | Mandatory | Match is combination of funds from three state agencies thru RSAs and Council funds; the award is pending. |
| | | | Violence Against Women Act | | | | | |
| RDU Total | | | | \$1,866.4 | | \$550.0 | | |
| DEPARTMENT WIDE FEDERAL REQUEST AND REQUIRED STATE MATCH | | | | \$1,973.7 | | \$563.8 | | |

Department of Revenue

Federal Grants With State Match and "Maintenance of Effort" Requirements For FY2013 Budget

The following federal grant information is provided for general information purposes. Various programs have different match requirements, i.e. in-kind, maintenance of effort, etc. Also, the funding sources used for match are not limited to "General Fund Match" and include other fund sources such as statutory designated program receipts, general funds, interagency, etc. Although the information is grouped by RDU, not all the match is budgeted within the

| RDU | Component | CFDA No | Federal Grant Name | Federal Receipts | Federal/State Match Ratio or MOE % | State Match or MOE \$ | Mandatory or Voluntary? | Comments/Explanations |
|-------------------------------|---------------------------------|---------|--|-------------------|------------------------------------|-----------------------|-------------------------|--------------------------------|
| Child Support Services | | | | | | | | |
| | Child Support Services Division | 93.563 | AFDC - Office of Child Support Enforcement | \$17,129.4 | 66% / 34% | \$7,643.6 | Mandatory | |
| | | | Federal Incentive Payments | \$1,800.0 | | | | No match required/100% Federal |
| Department/RDU Total | | | | \$18,929.4 | | \$7,643.6 | | |

Department of Transportation and Public Facilities
 Federal Grants With State Match and "Maintenance of Effort" Requirements For FY2013 Budget

The following federal grant information is provided for general information purposes. Various programs have different match requirements, i.e. in-kind, maintenance of effort, etc. Also, the funding sources used for match are not limited to "General Fund Match" and include other fund sources such as statutory designated program receipts, general funds, interagency, etc. Although the information is grouped by RDU, not all the match is budgeted within the same RDU or components.

| RDU | Component | CFDA No | Federal Grant Name | Federal Receipts | Federal/State Match Ratio or MOE % | State Match or MOE \$ | Mandatory or Voluntary? | Comments/Explanations |
|--|--------------------------------------|----------|---------------------------------|------------------|------------------------------------|-----------------------|-------------------------|---|
| Statewide Facility Maintenance & Operations | | | | | | | | |
| | Northern Region Facilities | Contract | n/a | 132.8 | n/a | n/a | | Reimbursement of actual costs for maintenance & utility costs at facilities that Federal Aviation Administration occupies. |
| RDU Total | | | | 132.8 | 0.0 | 0.0 | | |
| Highways & Aviation | | | | | | | | |
| | Central Region Highways & Aviation | 97.090 | Homeland Security Grant Program | 90.1 | n/a | n/a | | TSA grants to assist with compliance of airport security regulations that require law enforcement officers be stationed at the airports during screening operations. Agreement with Homeland Security-Reimbursement for a portion of the expenses for the services provided |
| | Central Region Highways & Aviation | Contract | n/a | 458.7 | n/a | n/a | | Reimbursement from the U.S. Air Force for airfield maintenance required to support the F-15 aircraft stationed at King Salmon Airport. Primarily snow removal & ice control |
| | Northern Region Highways & Aviation | Contract | | 131.6 | n/a | n/a | | Reimbursement for requests from the FAA, Bureau of Land Mgmt & other federal agencies for snow removal at their sites on Northern Region Airports and campgrounds |
| | Northern Region Highways & Aviation | 97.090 | Homeland Security Grant Program | 217.3 | n/a | n/a | | TSA grants to assist with compliance of airport security regulations that require law enforcement officers be stationed at the airports during screening operations. Agreement with Homeland Security-Reimbursement for a portion of the expenses for the services provided |
| | Southeast Region Highways & Aviation | 97.090 | Homeland Security Grant Program | 215.0 | n/a | n/a | | TSA grants to assist with compliance of airport security regulations that require law enforcement officers be stationed at the airports during screening operations. Agreement with Homeland Security-Reimbursement for a portion of the expenses for the services provided |
| RDU Total | | | | 1,112.7 | 0.0 | 0.0 | | |
| Ted Stevens Anchorage International Airport | | | | | | | | |
| | Anchorage Airport Safety | 97.072 | Homeland Security Grant Program | 250.0 | n/a | n/a | | Reimbursement from TSA for AIA K-9 Program. Officers & associated costs. Agreement with Homeland Security-Portion of expenses reimbursed for the dog and handler |
| | Anchorage Airport Safety | 97.090 | Homeland Security Grant Program | 300.0 | n/a | n/a | | Reimbursement from TSA for screening point law enforcement officers & other security costs. Agreement with Homeland Security-Reimbursement for a portion of the expenses for the services provided |
| | Anchorage Airport Safety | n/a | n/a | 1,512.1 | n/a | n/a | | Contingency receipt authority for additional federally funded work. |
| RDU Total | | | | 3,607.1 | 0.0 | 0.0 | | |
| Fairbanks International Airport | | | | | | | | |
| | Fairbanks Airport Safety | 97.090 | Homeland Security Grant Program | 300.0 | n/a | n/a | | Reimbursement from TSA for screening point law enforcement officers & other security costs. Agreement with Homeland Security-Reimbursement for a portion of the expenses for the services provided |
| RDU Total | | | | 300.0 | 0.0 | 0.0 | | |

DEPARTMENT WIDE FEDERAL REQUEST AND REQUIRED STATE MATCH

\$5,152.6

**University of Alaska
Federal Grants for FY2011**

In FY2011, the University had 731 active federal grants of which 40 required a match. The University does not propose match/cost share unless it is required by the grant. The source of funding for the match may be UGF, DGF or other state funds

| RDU | Component | Grant No | Federal Grant Name | Federal Receipts | Federal/State Match Ratio or MOE % | State Match or MOE \$ | Mandatory or Voluntary? | Comments/Explanations |
|--------------------------------------|--------------------------|-----------|--|------------------|------------------------------------|-----------------------|-------------------------|-----------------------|
| Statewide Pgms & Services | | | | | | | | |
| | Statewide Networks Alloc | G00006892 | Bridging the e-Skills Gap in AK; BTC | \$778.3 | 0.32% | \$2.5 | Mandatory | |
| | Statewide Services Alloc | G00005056 | Rural Health Outreach Special Initiat | \$132.1 | | | | 100% Federal |
| | Systemwide Education/O | G00003564 | Future Teachers of Alaska | \$30.4 | | | | 100% Federal |
| | Systemwide Education/O | G00005969 | Statewide Future Educators of Alask | \$556.7 | | | | 100% Federal |
| | Systemwide Education/O | G00006979 | FY11 Comprehensive Mine Safety ar | \$51.1 | 25.05% | \$12.8 | Mandatory | |
| | RDU Total | | | \$1,548.6 | | \$15.3 | | |
| University of AK Anchorage | | | | | | | | |
| | Anchorage Campus Alloc | G00001745 | Advanced Education Nursing Trainer | \$26.8 | | | | 100% Federal |
| | Anchorage Campus Alloc | G00002134 | Role of ISWI Chromatin Remodeling | \$34.9 | | | | 100% Federal |
| | Anchorage Campus Alloc | G00002166 | Alaska Educational Innovations Netw | \$856.5 | | | | 100% Federal |
| | Anchorage Campus Alloc | G00002448 | Student Support Services | \$52.5 | | | | 100% Federal |
| | Anchorage Campus Alloc | G00002610 | Migration in the Arctic: Subsistence, | \$82.6 | | | | 100% Federal |
| | Anchorage Campus Alloc | G00002753 | Hibernation Genomics: Mechanisms | \$61.7 | | | | 100% Federal |
| | Anchorage Campus Alloc | G00002855 | Cooperative Relationship Between B | \$41.0 | | | | 100% Federal |
| | Anchorage Campus Alloc | G00002898 | Alaska Area Health Education Cente | \$1,477.2 | | | | 100% Federal |
| | Anchorage Campus Alloc | G00003198 | BLM Glennallen District Floristic Inve | \$11.0 | | | | 100% Federal |
| | Anchorage Campus Alloc | G00003238 | US DOT RITA UTC Grant | \$273.1 | | | | 100% Federal |
| | Anchorage Campus Alloc | G00003281 | BLM BAER Weed Survey Following | \$62.1 | | | | 100% Federal |
| | Anchorage Campus Alloc | G00003397 | Collaborative Research US SO GLO | \$24.0 | | | | 100% Federal |
| | Anchorage Campus Alloc | G00003437 | LSAMP (Louis Stokes Alliances for N | \$106.7 | | | | 100% Federal |
| | Anchorage Campus Alloc | G00003485 | Rural Alaska Paraprofessional (RAP | \$58.9 | | | | 100% Federal |
| | Anchorage Campus Alloc | G00003496 | Tetlin Refuge Bioassessment | \$15.1 | | | | 100% Federal |
| | Anchorage Campus Alloc | G00003515 | Demand for Outdoor Recreation | \$16.0 | | | | 100% Federal |
| | Anchorage Campus Alloc | G00003518 | Alaska Center for Climate Assessme | \$15.2 | | | | 100% Federal |
| | Anchorage Campus Alloc | G00003598 | Determining Associations & Moveme | \$14.5 | | | | 100% Federal |
| | Anchorage Campus Alloc | G00003604 | Alaska Work Incentives Planning an | \$76.5 | | | | 100% Federal |
| | Anchorage Campus Alloc | G00003681 | Economic Adjustment Assistance | \$155.1 | | | | 100% Federal |
| | Anchorage Campus Alloc | G00003710 | The Development of Research-Base | \$17.2 | | | | 100% Federal |
| | Anchorage Campus Alloc | G00003790 | Understanding Migration in the Circu | \$21.5 | | | | 100% Federal |
| | Anchorage Campus Alloc | G00003915 | IPY Collaborative Research: Is the A | \$100.4 | | | | 100% Federal |
| | Anchorage Campus Alloc | G00004121 | HIV, Drugs and Prisoners: Barriers to | \$519.8 | | | | 100% Federal |
| | Anchorage Campus Alloc | G00004154 | High Growth Job Training Initiative G | \$72.4 | | | | 100% Federal |
| | Anchorage Campus Alloc | G00004184 | Resilience and Vulnerability in a Rap | \$173.8 | | | | 100% Federal |
| | Anchorage Campus Alloc | G00004324 | Salmon Harvests in Arctic Communit | \$89.0 | | | | 100% Federal |
| | Anchorage Campus Alloc | G00004335 | University of Alaska Anchorage Educ | \$478.1 | | | | 100% Federal |
| | Anchorage Campus Alloc | G00004337 | Educational Opportunity Center | \$634.2 | | | | 100% Federal |
| | Anchorage Campus Alloc | G00004338 | Upward Bound 2007-2011 | \$276.6 | | | | 100% Federal |
| | Anchorage Campus Alloc | G00004354 | Alaska Geriatric Education Center | \$40.3 | | | | 100% Federal |

University of Alaska
Federal Grants for FY2011

In FY2011, the University had 731 active federal grants of which 40 required a match. The University does not propose match/cost share unless it is required by the grant. The source of funding for the match may be UGF, DGF or other state funds

| RDU | Component | Grant No | Federal Grant Name | Federal Receipts | Federal/State Match Ratio or MOE % | State Match or MOE \$ | Mandatory or Voluntary? | Comments/Explanations |
|-----|------------------------|-----------|---------------------------------------|------------------|------------------------------------|-----------------------|-------------------------|-----------------------|
| | Anchorage Campus Alloc | G00004520 | IPY: The Arctic Hibernation Phenoty | \$185.4 | | | | 100% Federal |
| | Anchorage Campus Alloc | G00004663 | Rural Allied Health Training Program | \$34.9 | | | | 100% Federal |
| | Anchorage Campus Alloc | G00004752 | IPY Collaborative Research: Ecologi | \$24.4 | | | | 100% Federal |
| | Anchorage Campus Alloc | G00004753 | AREA Program: In Vitro Modeling of | \$34.3 | | | | 100% Federal |
| | Anchorage Campus Alloc | G00004768 | West Coast and Polar Regions Unde | \$90.1 | | | | 100% Federal |
| | Anchorage Campus Alloc | G00004832 | Alder Alnus Viridis Ground Truthing i | \$13.8 | | | | 100% Federal |
| | Anchorage Campus Alloc | G00004877 | Forty-Ninth State Fellows Program | \$25.3 | | | | 100% Federal |
| | Anchorage Campus Alloc | G00004888 | Alaska University Center Grant (COF | \$561.5 | 10.60% | \$59.5 | Mandatory | |
| | Anchorage Campus Alloc | G00004889 | Historical Mercury Accumulation in th | \$12.7 | | | | 100% Federal |
| | Anchorage Campus Alloc | G00005033 | Outreach Assistance to Alaska Nativ | \$67.2 | | | | 100% Federal |
| | Anchorage Campus Alloc | G00005036 | Allied Health Training Grant Prograrr | \$149.6 | | | | 100% Federal |
| | Anchorage Campus Alloc | G00005056 | Rural Health Outreach Special Initiat | \$86.5 | | | | 100% Federal |
| | Anchorage Campus Alloc | G00005065 | Indigenous Alliance Pre College Exp | \$146.5 | | | | 100% Federal |
| | Anchorage Campus Alloc | G00005080 | Alaska Resources Library Informatioi | \$867.9 | | | | 100% Federal |
| | Anchorage Campus Alloc | G00005082 | Alaska GAP Analysis Program 2009 | \$235.5 | | | | 100% Federal |
| | Anchorage Campus Alloc | G00005086 | Recruitment & Retention of AK Nativ | \$534.6 | | | | 100% Federal |
| | Anchorage Campus Alloc | G00005089 | Remote Airport Lighting System - Ph | \$36.3 | | | | 100% Federal |
| | Anchorage Campus Alloc | G00005100 | Alaska's Geriatric & Disability Worke | \$46.5 | | | | 100% Federal |
| | Anchorage Campus Alloc | G00005157 | IPY: Municipal Water Systems and th | \$74.4 | | | | 100% Federal |
| | Anchorage Campus Alloc | G00005165 | NPFOTC Observer Training and Brie | \$416.3 | | | | 100% Federal |
| | Anchorage Campus Alloc | G00005202 | Arctic Fetal Alcohol Spectrum Disord | \$294.4 | | | | 100% Federal |
| | Anchorage Campus Alloc | G00005249 | Rural Health Outreach Special Initiat | \$154.3 | | | | 100% Federal |
| | Anchorage Campus Alloc | G00005263 | NOAA Support to the Summer Bridg | \$45.1 | | | | 100% Federal |
| | Anchorage Campus Alloc | G00005345 | Alaska Procurement Technical Assis | \$69.8 | | | | 100% Federal |
| | Anchorage Campus Alloc | G00005372 | Alaska SourceLink Web Portal | \$109.6 | | | | 100% Federal |
| | Anchorage Campus Alloc | G00005505 | Alaska INBRE-2: Environmental Agri | \$696.5 | | | | 100% Federal |
| | Anchorage Campus Alloc | G00005604 | Technical Plan for Aniakchak Nation | \$58.9 | | | | 100% Federal |
| | Anchorage Campus Alloc | G00005625 | ARRA Evolutionary Genomics of Raj | \$102.8 | | | | 100% Federal |
| | Anchorage Campus Alloc | G00005628 | Evidence based Ethics and Mental h | \$434.5 | | | | 100% Federal |
| | Anchorage Campus Alloc | G00005640 | National Resource Centers on Older | \$190.8 | | | | 100% Federal |
| | Anchorage Campus Alloc | G00005641 | Invasive Species Ranking System Ri | \$17.7 | | | | 100% Federal |
| | Anchorage Campus Alloc | G00005661 | ARRA Collaborative Research: Wed | \$47.0 | | | | 100% Federal |
| | Anchorage Campus Alloc | G00005678 | University of Alaska Center for Econ | \$134.9 | 49.67% | \$67.0 | Mandatory | |
| | Anchorage Campus Alloc | G00005725 | Influence of Erosion and Storm Surg | \$36.2 | | | | 100% Federal |
| | Anchorage Campus Alloc | G00005728 | Canopy gas exchange and growth of | \$144.4 | | | | 100% Federal |
| | Anchorage Campus Alloc | G00005730 | ARRA Collaborative Research: The t | \$96.8 | | | | 100% Federal |
| | Anchorage Campus Alloc | G00005770 | ARRA Collaborative Research Envir | \$136.0 | | | | 100% Federal |
| | Anchorage Campus Alloc | G00005773 | ARRA MRF4 Gene Expression and f | \$49.2 | | | | 100% Federal |
| | Anchorage Campus Alloc | G00005784 | ARRA Collaborative Research: Sust | \$67.3 | | | | 100% Federal |
| | Anchorage Campus Alloc | G00005794 | Weather in the Cockpit (WITC) Rese | \$30.3 | 137.95% | \$41.8 | Mandatory | |

**University of Alaska
Federal Grants for FY2011**

In FY2011, the University had 731 active federal grants of which 40 required a match. The University does not propose match/cost share unless it is required by the grant. The source of funding for the match may be UGF, DGF or other state funds

| RDU | Component | Grant No | Federal Grant Name | Federal Receipts | Federal/State Match Ratio or MOE % | State Match or MOE \$ | Mandatory or Voluntary? | Comments/Explanations |
|-----|------------------------|-----------|--|------------------|---------------------------------------|-----------------------|----------------------------|-----------------------|
| | Anchorage Campus Alloc | G00005823 | The Implementation of Research Ba | \$76.6 | | | | 100% Federal |
| | Anchorage Campus Alloc | G00005828 | Do's and Don'ts of Safe Fisheries Me | \$14.4 | | | | 100% Federal |
| | Anchorage Campus Alloc | G00005834 | ARRA MRI Acquisition: Detecting an | \$249.0 | | | | 100% Federal |
| | Anchorage Campus Alloc | G00005842 | ARRA: Artic Observing Network: Ber | \$91.4 | | | | 100% Federal |
| | Anchorage Campus Alloc | G00005844 | ARRA: Investigation of Upland Sites | \$134.0 | | | | 100% Federal |
| | Anchorage Campus Alloc | G00005845 | Archival of historic bird checklists fro | \$28.5 | | | | 100% Federal |
| | Anchorage Campus Alloc | G00005877 | To effect a systemic change in the hi | \$439.3 | | | | 100% Federal |
| | Anchorage Campus Alloc | G00005886 | Collaborative Approach to Stranding | \$68.5 | 26.86% | \$18.4 | Mandatory | |
| | Anchorage Campus Alloc | G00005899 | ARRA: Nursing Workforce Diversity | \$311.9 | | | | 100% Federal |
| | Anchorage Campus Alloc | G00005903 | Program for Investment in Microentre | \$164.5 | | | | 100% Federal |
| | Anchorage Campus Alloc | G00005907 | INBRE2 Environmental Agents & Dis | \$72.5 | | | | 100% Federal |
| | Anchorage Campus Alloc | G00005924 | Invasive Plant Inventory & Assessme | \$15.4 | | | | 100% Federal |
| | Anchorage Campus Alloc | G00005931 | Phase 1: Cooperative Animal and Pl | \$22.6 | | | | 100% Federal |
| | Anchorage Campus Alloc | G00005954 | Alaska Small Business Development | \$106.6 | | | | 100% Federal |
| | Anchorage Campus Alloc | G00005980 | Campbell Tract Invasive Weeds Mar | \$40.6 | | | | 100% Federal |
| | Anchorage Campus Alloc | G00006022 | Alaska Cooperative Development Pr | \$94.5 | 9.74% | \$9.2 | Mandatory | |
| | Anchorage Campus Alloc | G00006041 | ARRA Location-Based Monitoring an | \$659.3 | | | | 100% Federal |
| | Anchorage Campus Alloc | G00006095 | ARRA Educating a Health Care Resi | \$431.3 | | | | 100% Federal |
| | Anchorage Campus Alloc | G00006129 | Using Plant-Soil Feedback Data to Ir | \$51.9 | | | | 100% Federal |
| | Anchorage Campus Alloc | G00006179 | CO2 Sequestration Options for a Prc | \$65.3 | | | | 100% Federal |
| | Anchorage Campus Alloc | G00006193 | Lithium Brine Resources: A Predictiv | \$39.7 | | | | 100% Federal |
| | Anchorage Campus Alloc | G00006222 | Mechanisms of Perchlorate-induced | \$526.4 | | | | 100% Federal |
| | Anchorage Campus Alloc | G00006240 | Avian Fauna Inventory of Alagnak W | \$32.4 | | | | 100% Federal |
| | Anchorage Campus Alloc | G00006285 | ARRA Salmon Lake/Unalakleet Wild | \$24.4 | | | | 100% Federal |
| | Anchorage Campus Alloc | G00006295 | Are Alaskan Pollinators Abandoning | \$64.4 | | | | 100% Federal |
| | Anchorage Campus Alloc | G00006310 | Kenai National Wildlife Refuges (NV | \$16.1 | | | | 100% Federal |
| | Anchorage Campus Alloc | G00006312 | Environmental Contaminants Progra | \$34.6 | | | | 100% Federal |
| | Anchorage Campus Alloc | G00006327 | REU Site: Research Experiences in I | \$88.7 | 6.88% | \$6.1 | Mandatory | |
| | Anchorage Campus Alloc | G00006361 | FY 2011 Academic Competitiveness | \$132.2 | | | | 100% Federal |
| | Anchorage Campus Alloc | G00006362 | FY 2011 TEACH - Teacher Educatio | \$16.8 | | | | 100% Federal |
| | Anchorage Campus Alloc | G00006363 | FY 2011 SMART - National Science | \$330.0 | | | | 100% Federal |
| | Anchorage Campus Alloc | G00006432 | Assessing Use of Marine Derived Sa | \$33.5 | | | | 100% Federal |
| | Anchorage Campus Alloc | G00006460 | Transforming Primary Care Practice | \$235.0 | | | | 100% Federal |
| | Anchorage Campus Alloc | G00006479 | A Technical Plan to Conduct a Land | \$38.7 | | | | 100% Federal |
| | Anchorage Campus Alloc | G00006529 | Making Wind Work for Alaska: Supp | \$95.6 | | | | 100% Federal |
| | Anchorage Campus Alloc | G00006556 | Optimizing Next-Generation Image C | \$45.1 | | | | 100% Federal |
| | Anchorage Campus Alloc | G00006565 | FY10 USDA Forest Service / ANSEF | \$50.0 | 100.00% | \$50.0 | Mandatory | |
| | Anchorage Campus Alloc | G00006570 | Collaborative Research: Greenland I | \$50.8 | | | | 100% Federal |
| | Anchorage Campus Alloc | G00006575 | Establishing a Library of Information | \$51.1 | | | | 100% Federal |
| | Anchorage Campus Alloc | G00006587 | AKSourceLink Rural Resource Netw | \$92.4 | 11.04% | \$10.2 | Mandatory | |

**University of Alaska
Federal Grants for FY2011**

In FY2011, the University had 731 active federal grants of which 40 required a match. The University does not propose match/cost share unless it is required by the grant. The source of funding for the match may be UGF, DGF or other state funds

| RDU | Component | Grant No | Federal Grant Name | Federal Receipts | Federal/State Match Ratio or MOE % | State Match or MOE \$ | Mandatory or Voluntary? | Comments/Explanations |
|-----|---------------------------------------|-----------|--|-------------------|------------------------------------|-----------------------|-------------------------|-----------------------|
| | Anchorage Campus Alloc | G00006589 | Intergovernmental Personnel Act (IP, | \$151.1 | 17.67% | \$26.7 | Mandatory | |
| | Anchorage Campus Alloc | G00006626 | Student Support Services at the Univ | \$160.9 | | | | 100% Federal |
| | Anchorage Campus Alloc | G00006635 | Vegetation Layer for Forested Region | \$39.3 | 14.76% | \$5.8 | Mandatory | |
| | Anchorage Campus Alloc | G00006652 | Strengthening Institutions: Strategies | \$42.1 | | | | 100% Federal |
| | Anchorage Campus Alloc | G00006654 | Formation of complex precipitation st | \$62.9 | | | | 100% Federal |
| | Anchorage Campus Alloc | G00006655 | Alaska LEND (Leadership Education | \$137.7 | | | | 100% Federal |
| | Anchorage Campus Alloc | G00006660 | NCMR Scholars Program 2010/11 | \$30.0 | | | | 100% Federal |
| | Anchorage Campus Alloc | G00006668 | UAF Participation in "Wind Energy E | \$48.7 | | | | 100% Federal |
| | Anchorage Campus Alloc | G00006697 | UAA Chugach Partnership Climate C | \$21.7 | 53.00% | \$11.5 | Mandatory | |
| | Anchorage Campus Alloc | G00006717 | BLM Support to the ANSEP Summer | \$13.6 | | | | 100% Federal |
| | Anchorage Campus Alloc | G00006807 | TAPESTRY: The Alaska Transition F | \$57.8 | 47.92% | \$27.7 | Mandatory | |
| | Anchorage Campus Alloc | G00006858 | Connecting Mongolia Health Practiti | \$25.5 | | | | 100% Federal |
| | Anchorage Campus Alloc | G00006868 | Alaska Cooperative Development Pr | \$60.1 | 41.76% | \$25.1 | Mandatory | |
| | Anchorage Campus Alloc | G00006885 | ARRA-Equipment to Enhance Trainin | \$295.1 | | | | 100% Federal |
| | Anchorage Campus Alloc | G00006892 | Bridging the e-Skills Gap in AK; BTC | \$25.8 | | | | 100% Federal |
| | Anchorage Campus Alloc | G00007165 | Unimak Island Caribou and Habitat S | \$20.3 | | | | 100% Federal |
| | Kenai Peninsula Campus | G00005088 | KP Title III - Distance Education ASE | \$403.8 | | | | 100% Federal |
| | Kodiak College Allocation | G00006887 | Sea Change: Growing Enrollment wi | \$143.7 | | | | 100% Federal |
| | Prince William Sounds C | G00003709 | Rural Health Care Education for Nati | \$527.2 | | | | 100% Federal |
| | Prince William Sounds C | G00005966 | ACTIVE - Alaska Community Trainin | \$158.8 | | | | 100% Federal |
| | | | RDU Total | \$20,007.0 | | \$359.0 | | |
| | UAA Small Business Dev. Center | | | | | | | |
| | UAA Small Business Dev | G00004184 | Resilience and Vulnerability in a Rap | \$10.0 | | | | 100% Federal |
| | UAA Small Business Dev | G00005345 | Alaska Procurement Technical Assis | \$198.1 | | | | 100% Federal |
| | UAA Small Business Dev | G00006441 | Alaska Small Business Development | \$132.6 | | | | 100% Federal |
| | UAA Small Business Dev | G00006923 | FY11 Alaska Small Business Develo | \$615.3 | 33.74% | \$207.6 | Mandatory | |
| | UAA Small Business Dev | G00006940 | SBA - Ketchikan Small Business De | \$84.8 | | | | 100% Federal |
| | UAA Small Business Dev | G00007018 | AK SBDC - Small Business Jobs Act | \$27.6 | | | | 100% Federal |
| | UAA Small Business Dev | G00007215 | FY11 AK Procurement Technical As: | \$77.3 | | | | 100% Federal |
| | | | RDU Total | \$1,145.7 | | \$207.6 | | |
| | University of AK Fairbanks | | | | | | | |
| | Fairbanks Campus Alloc | G00001309 | Federal Equitable Sharing UAF Polic | \$32.7 | | | | 100% Federal |
| | Fairbanks Campus Alloc | G00002331 | Alaska Space Grant Consortium Pro | \$36.8 | | | | 100% Federal |
| | Fairbanks Campus Alloc | G00002671 | Student Support Services Program | \$44.9 | | | | 100% Federal |
| | Fairbanks Campus Alloc | G00003288 | Alaska Sea Grant Omnibus 2006-20 | \$310.9 | | | | 100% Federal |
| | Fairbanks Campus Alloc | G00003343 | New Religious Movements in the Ru | \$19.8 | | | | 100% Federal |
| | Fairbanks Campus Alloc | G00003364 | CESU - Historic Resource Study of C | \$14.6 | | | | 100% Federal |
| | Fairbanks Campus Alloc | G00003402 | NSF Graduate Research Fellowship | \$77.0 | | | | 100% Federal |

University of Alaska
Federal Grants for FY2011

In FY2011, the University had 731 active federal grants of which 40 required a match. The University does not propose match/cost share unless it is required by the grant. The source of funding for the match may be UGF, DGF or other state funds

| RDU | Component | Grant No | Federal Grant Name | Federal Receipts | Federal/State Match Ratio or MOE % | State Match or MOE \$ | Mandatory or Voluntary? | Comments/Explanations |
|-----|------------------------|-----------|---|------------------|------------------------------------|-----------------------|-------------------------|-----------------------|
| | Fairbanks Campus Alloc | G00003437 | LSAMP (Louis Stokes Alliances for A | \$60.1 | | | | 100% Federal |
| | Fairbanks Campus Alloc | G00003518 | Alaska Center for Climate Assessme | \$69.2 | | | | 100% Federal |
| | Fairbanks Campus Alloc | G00003559 | Returning the Gift: Systemic Implem | \$166.6 | | | | 100% Federal |
| | Fairbanks Campus Alloc | G00003634 | Social Vulnerability to Climate Chang | \$19.3 | | | | 100% Federal |
| | Fairbanks Campus Alloc | G00003649 | Monitoring Seasons Through Global | \$10.4 | | | | 100% Federal |
| | Fairbanks Campus Alloc | G00003866 | Installation of the IT infrastructure int | \$336.5 | | | | 100% Federal |
| | Fairbanks Campus Alloc | G00003938 | Collaborative Research: Moved by th | \$115.9 | | | | 100% Federal |
| | Fairbanks Campus Alloc | G00004016 | Upward Bound Classic | \$820.4 | | | | 100% Federal |
| | Fairbanks Campus Alloc | G00004088 | Investigation Obesity and Chronic Di | \$153.0 | | | | 100% Federal |
| | Fairbanks Campus Alloc | G00004178 | The Potential Efficacy of Math in a C | \$452.3 | | | | 100% Federal |
| | Fairbanks Campus Alloc | G00004282 | Enhancing Phylogenetic Methods an | \$102.1 | | | | 100% Federal |
| | Fairbanks Campus Alloc | G00004317 | Titchmarsh - Weylm - function and in | \$66.0 | | | | 100% Federal |
| | Fairbanks Campus Alloc | G00004419 | Boundary Inverse Problems in Glacic | \$21.8 | | | | 100% Federal |
| | Fairbanks Campus Alloc | G00004483 | Transient spatiotemporal chaos in re | \$45.5 | | | | 100% Federal |
| | Fairbanks Campus Alloc | G00004523 | IPY -Documenting Alaskan & Neight | \$331.9 | | | | 100% Federal |
| | Fairbanks Campus Alloc | G00004650 | Synthesis of nanoparticles for use in | \$10.8 | | | | 100% Federal |
| | Fairbanks Campus Alloc | G00004722 | Gates of the Arctic: Cooperative Eco | \$64.2 | | | | 100% Federal |
| | Fairbanks Campus Alloc | G00004791 | International Collaboration to Achiev | \$43.6 | | | | 100% Federal |
| | Fairbanks Campus Alloc | G00004964 | Eiluam Tungiinun - Toward Wellness | \$37.4 | | | | 100% Federal |
| | Fairbanks Campus Alloc | G00004967 | Getting a Clear Picture: An Institutio | \$24.6 | | | | 100% Federal |
| | Fairbanks Campus Alloc | G00005025 | Alaska Native Teacher Preparation F | \$246.8 | | | | 100% Federal |
| | Fairbanks Campus Alloc | G00005026 | Collaborative Research: IPY: Negoti | \$39.5 | | | | 100% Federal |
| | Fairbanks Campus Alloc | G00005058 | COSEE Alaska: People in a Changi | \$528.2 | | | | 100% Federal |
| | Fairbanks Campus Alloc | G00005079 | URMA: In From the Cold: Undergrad | \$97.9 | | | | 100% Federal |
| | Fairbanks Campus Alloc | G00005109 | AK Berries: New Products and New I | \$70.0 | | | | 100% Federal |
| | Fairbanks Campus Alloc | G00005119 | A New Method for Observing Variabi | \$38.2 | | | | 100% Federal |
| | Fairbanks Campus Alloc | G00005157 | IPY: Municipal Water Systems and th | \$102.3 | | | | 100% Federal |
| | Fairbanks Campus Alloc | G00005173 | IGERT: Marine ecosystems sustaina | \$259.0 | | | | 100% Federal |
| | Fairbanks Campus Alloc | G00005236 | Hydrophytic Stat Assessment of SE , | \$58.5 | | | | 100% Federal |
| | Fairbanks Campus Alloc | G00005369 | Bringing NASA science to America's | \$110.1 | | | | 100% Federal |
| | Fairbanks Campus Alloc | G00005400 | Understanding lake disappearance th | \$15.0 | | | | 100% Federal |
| | Fairbanks Campus Alloc | G00005424 | A "Great Migration":Using Measures | \$41.2 | | | | 100% Federal |
| | Fairbanks Campus Alloc | G00005499 | Critical Upgrade to the University of / | \$36.6 | | | | 100% Federal |
| | Fairbanks Campus Alloc | G00005505 | Alaska INBRE-2: Environmental Agri | \$21.6 | | | | 100% Federal |
| | Fairbanks Campus Alloc | G00005538 | Collaborative Research: Anisotropy, | \$129.7 | | | | 100% Federal |
| | Fairbanks Campus Alloc | G00005750 | Construction and operation of the Al | \$27.0 | | | | 100% Federal |
| | Fairbanks Campus Alloc | G00005793 | Collaborative Research: Ice core pa | \$56.9 | | | | 100% Federal |
| | Fairbanks Campus Alloc | G00005810 | Alor-Pantar Languages: Origins and | \$129.6 | | | | 100% Federal |
| | Fairbanks Campus Alloc | G00005837 | Researching Traditional Activities in | \$22.7 | | | | 100% Federal |
| | Fairbanks Campus Alloc | G00005864 | Piciaryaramta Elicungcallra (Teaching | \$320.0 | | | | 100% Federal |

University of Alaska
Federal Grants for FY2011

In FY2011, the University had 731 active federal grants of which 40 required a match. The University does not propose match/cost share unless it is required by the grant. The source of funding for the match may be UGF, DGF or other state funds

| RDU | Component | Grant No | Federal Grant Name | Federal Receipts | Federal/State Match Ratio or MOE % | State Match or MOE \$ | Mandatory or Voluntary? | Comments/Explanations |
|-----|------------------|-----------------|--|------------------|------------------------------------|-----------------------|-------------------------|-----------------------|
| | Fairbanks Campus | Alloc G00005883 | SGER: Test excavations at Little Del | \$19.0 | | | | 100% Federal |
| | Fairbanks Campus | Alloc G00005895 | Alaska Native Language and Oral Hi | \$205.3 | | | | 100% Federal |
| | Fairbanks Campus | Alloc G00005930 | Rehabilitation of Paleontological & A | \$21.0 | | | | 100% Federal |
| | Fairbanks Campus | Alloc G00005953 | BLM NLCS Lands, Alaska 2010 | \$58.9 | | | | 100% Federal |
| | Fairbanks Campus | Alloc G00005957 | MapTEACH: Mapping Technology E: | \$188.2 | | | | 100% Federal |
| | Fairbanks Campus | Alloc G00005976 | Reprint of ?A Field Guide to Seawee | \$22.6 | | | | 100% Federal |
| | Fairbanks Campus | Alloc G00005984 | Characterization of the Dynamics of I | \$39.1 | | | | 100% Federal |
| | Fairbanks Campus | Alloc G00006046 | Continuing Support for Aleut Linguist | \$66.0 | | | | 100% Federal |
| | Fairbanks Campus | Alloc G00006148 | Video: Adapting to Climate Change i | \$25.0 | | | | 100% Federal |
| | Fairbanks Campus | Alloc G00006158 | Identify, Catalogue, Curate, Archive, | \$12.0 | | | | 100% Federal |
| | Fairbanks Campus | Alloc G00006204 | Construction of the Alaska Region R | \$3,008.9 | | | | 100% Federal |
| | Fairbanks Campus | Alloc G00006225 | Alaska Sea Grant Omnibus 2010-20 | \$651.6 | 4.45% | \$29.0 | Mandatory | |
| | Fairbanks Campus | Alloc G00006316 | New GK-12 Program: The CASE (Ct | \$528.1 | | | | 100% Federal |
| | Fairbanks Campus | Alloc G00006317 | The Influence of Climate on Ice Rheo | \$123.1 | | | | 100% Federal |
| | Fairbanks Campus | Alloc G00006335 | Alaska Space Grant Program 2010-2 | \$42.7 | | | | 100% Federal |
| | Fairbanks Campus | Alloc G00006385 | Paleontology Collections Manageme | \$34.8 | | | | 100% Federal |
| | Fairbanks Campus | Alloc G00006407 | Federal Equitable Sharing UAFPD | \$21.8 | | | | 100% Federal |
| | Fairbanks Campus | Alloc G00006434 | Conservation of the Kolmakovsky Re | \$38.6 | | | | 100% Federal |
| | Fairbanks Campus | Alloc G00006455 | Inverse Scattering Transform and no | \$30.4 | | | | 100% Federal |
| | Fairbanks Campus | Alloc G00006524 | Scoping Workshop for MSA Section | \$70.5 | | | | 100% Federal |
| | Fairbanks Campus | Alloc G00006532 | Science Master's Program (SMP) in | \$138.8 | | | | 100% Federal |
| | Fairbanks Campus | Alloc G00006550 | Indigenous Ways of Doing, Knowing, | \$20.1 | | | | 100% Federal |
| | Fairbanks Campus | Alloc G00006579 | Student Support Services Program | \$181.6 | 27.53% | \$50.0 | Mandatory | |
| | Fairbanks Campus | Alloc G00006582 | Archaeological Collections Managerr | \$28.5 | | | | 100% Federal |
| | Fairbanks Campus | Alloc G00006615 | Providing Access to Images of Alask | \$49.7 | | | | 100% Federal |
| | Fairbanks Campus | Alloc G00006629 | Backlog Cataloging of National Park | \$46.2 | | | | 100% Federal |
| | Fairbanks Campus | Alloc G00006636 | RAPID: Test Excavations at Little De | \$83.5 | | | | 100% Federal |
| | Fairbanks Campus | Alloc G00006707 | Native American Graves Protection & | \$18.6 | | | | 100% Federal |
| | Fairbanks Campus | Alloc G00006708 | Collaborative Research: Strengtheni | \$11.0 | | | | 100% Federal |
| | Fairbanks Campus | Alloc G00006709 | Digital Infrastructure for Alaskan and | \$31.7 | | | | 100% Federal |
| | Fairbanks Campus | Alloc G00006718 | DIG: Social Benefits and Cultural Co | \$19.2 | | | | 100% Federal |
| | Fairbanks Campus | Alloc G00006731 | ACG Grant 2010-2011 | \$78.6 | | | | 100% Federal |
| | Fairbanks Campus | Alloc G00006735 | Collaborative Research: Scaffolding | \$26.4 | | | | 100% Federal |
| | Fairbanks Campus | Alloc G00006752 | SMART Grant 2010-2011 | \$168.0 | | | | 100% Federal |
| | Fairbanks Campus | Alloc G00006787 | Archaeology & Museum Manageme | \$17.7 | | | | 100% Federal |
| | Fairbanks Campus | Alloc G00006826 | Chignik-Meshik Archaeological Survi | \$109.5 | 22.37% | \$24.5 | Mandatory | |
| | Fairbanks Campus | Alloc G00006852 | Participant Support: 2011 Mittag-Left | \$43.5 | | | | 100% Federal |
| | Fairbanks Campus | Alloc G00006853 | Hidden Falls Archaeological Collecti | \$15.0 | | | | 100% Federal |
| | Fairbanks Campus | Alloc G00006854 | Lead and Antimony Speciation in Sh | \$140.9 | | | | 100% Federal |
| | Fairbanks Campus | Alloc G00007079 | Eyak Grammar, Dictionary, Texts | \$13.1 | | | | 100% Federal |

University of Alaska
Federal Grants for FY2011

In FY2011, the University had 731 active federal grants of which 40 required a match. The University does not propose match/cost share unless it is required by the grant. The source of funding for the match may be UGF, DGF or other state funds

| RDU | Component | Grant No | Federal Grant Name | Federal Receipts | Federal/State Match Ratio or MOE % | State Match or MOE \$ | Mandatory or Voluntary? | Comments/Explanations |
|-----|------------------------|-----------|--|------------------|------------------------------------|-----------------------|-------------------------|-----------------------|
| | UAF Organized Research | G00001492 | Investigations of the Dynamics of Se | \$111.3 | | | | 100% Federal |
| | UAF Organized Research | G00001635 | 2004 Gulf Apex Predator-Prey Study | \$114.8 | | | | 100% Federal |
| | UAF Organized Research | G00001864 | Infrasound Signal Classification | \$257.7 | | | | 100% Federal |
| | UAF Organized Research | G00001894 | Collaborative Research: St. Elias Erc | \$54.7 | | | | 100% Federal |
| | UAF Organized Research | G00002247 | Proposal for Toolik Field Station Bas | \$2,422.1 | | | | 100% Federal |
| | UAF Organized Research | G00002331 | Alaska Space Grant Consortium Pro | \$431.2 | | | | 100% Federal |
| | UAF Organized Research | G00002575 | Testing Measures of Trait Evolvabilit | \$51.6 | | | | 100% Federal |
| | UAF Organized Research | G00002620 | Inuunaiyuliksranaq Piquutigiplugu (For | \$27.2 | | | | 100% Federal |
| | UAF Organized Research | G00002623 | Economic & Systems Analysis of the | \$378.7 | | | | 100% Federal |
| | UAF Organized Research | G00002718 | Collaborative Research on snow-shn | \$15.2 | | | | 100% Federal |
| | UAF Organized Research | G00002747 | US-Russia-Japan Partnership in Res | \$224.4 | | | | 100% Federal |
| | UAF Organized Research | G00002753 | Hibernation Genomics: Mechanisms | \$400.5 | | | | 100% Federal |
| | UAF Organized Research | G00002798 | Resilience of Human-Rangifer System | \$43.1 | | | | 100% Federal |
| | UAF Organized Research | G00002956 | Investigating the Auroral Thermosph | \$88.9 | | | | 100% Federal |
| | UAF Organized Research | G00003077 | Water Research Annual Base Progr | \$63.6 | | | | 100% Federal |
| | UAF Organized Research | G00003110 | Long-term Observations of the Arctic | \$196.2 | | | | 100% Federal |
| | UAF Organized Research | G00003134 | Operation, Maintenance, Mission Sup | \$1,954.2 | | | | 100% Federal |
| | UAF Organized Research | G00003238 | US DOT RITA UTC Grant | \$2,104.7 | | | | 100% Federal |
| | UAF Organized Research | G00003263 | Establishing a Pan-Arctic Ocean Mor | \$10.0 | | | | 100% Federal |
| | UAF Organized Research | G00003288 | Alaska Sea Grant Omnibus 2006-20 | \$204.8 | | | | 100% Federal |
| | UAF Organized Research | G00003314 | Advancing UAF SNRP | \$694.1 | | | | 100% Federal |
| | UAF Organized Research | G00003329 | Collaborative Proposal: Impacts of C | \$13.8 | | | | 100% Federal |
| | UAF Organized Research | G00003363 | CESU - BLM Visitor Satisfaction - Te | \$91.6 | | | | 100% Federal |
| | UAF Organized Research | G00003393 | Step2: Current climate changes over | \$130.8 | | | | 100% Federal |
| | UAF Organized Research | G00003409 | Recent and Future Permafrost Variat | \$78.7 | | | | 100% Federal |
| | UAF Organized Research | G00003424 | Collaborative Research: Study of Da | \$98.1 | | | | 100% Federal |
| | UAF Organized Research | G00003425 | Quantifying the Effects of Fuels Red | \$35.4 | | | | 100% Federal |
| | UAF Organized Research | G00003426 | Collaborative Proposal: Detailed inve | \$120.3 | | | | 100% Federal |
| | UAF Organized Research | G00003435 | ARSC Support High Performance Ct | \$8,922.4 | | | | 100% Federal |
| | UAF Organized Research | G00003446 | Dynamics of Change in Alaska's Bor | \$361.0 | | | | 100% Federal |
| | UAF Organized Research | G00003486 | North Pacific Storm Activity and its R | \$32.3 | | | | 100% Federal |
| | UAF Organized Research | G00003518 | Alaska Center for Climate Assessme | \$635.2 | | | | 100% Federal |
| | UAF Organized Research | G00003522 | Alaska Tsunami Education Program | \$179.7 | | | | 100% Federal |
| | UAF Organized Research | G00003529 | A Year in the Life of a Northern River | \$10.8 | | | | 100% Federal |
| | UAF Organized Research | G00003538 | Collaborative Research: Toward rear | \$14.3 | | | | 100% Federal |
| | UAF Organized Research | G00003544 | Polar Aeronomy and Radio Science | \$52.9 | | | | 100% Federal |
| | UAF Organized Research | G00003573 | Collaborative Research: U.S. GLOBE | \$13.0 | | | | 100% Federal |
| | UAF Organized Research | G00003574 | Unifying the Vision: Advancing an Al | \$71.1 | | | | 100% Federal |
| | UAF Organized Research | G00003582 | Is Glacier Wastage Accelerating in N | \$62.5 | | | | 100% Federal |
| | UAF Organized Research | G00003585 | Beaufort Sea Mesoscale Meteorolog | \$211.1 | | | | 100% Federal |

University of Alaska
Federal Grants for FY2011

In FY2011, the University had 731 active federal grants of which 40 required a match. The University does not propose match/cost share unless it is required by the grant. The source of funding for the match may be UGF, DGF or other state funds

| RDU | Component | Grant No | Federal Grant Name | Federal Receipts | Federal/State Match Ratio or MOE % | State Match or MOE \$ | Mandatory or Voluntary? | Comments/Explanations |
|-----|------------------------|-----------|--|------------------|------------------------------------|-----------------------|-------------------------|-----------------------|
| | UAF Organized Research | G00003613 | Gymnosperms on the Tree of Life: R | \$18.3 | | | | 100% Federal |
| | UAF Organized Research | G00003628 | Collaborative Research: Arctic Paleo | \$66.2 | | | | 100% Federal |
| | UAF Organized Research | G00003634 | Social Vulnerability to Climate Chang | \$29.0 | | | | 100% Federal |
| | UAF Organized Research | G00003649 | Monitoring Seasons Through Global | \$221.4 | | | | 100% Federal |
| | UAF Organized Research | G00003671 | ALPA 5 | \$127.7 | | | | 100% Federal |
| | UAF Organized Research | G00003731 | Arctic Cloud and Aerosol Remote Se | \$19.0 | | | | 100% Federal |
| | UAF Organized Research | G00003762 | HSD Collaborative Research: Hums | \$96.8 | | | | 100% Federal |
| | UAF Organized Research | G00003766 | Encouraging Alaska Native Participa | \$159.9 | | | | 100% Federal |
| | UAF Organized Research | G00003784 | Collaborative Research:Impact of,Pe | \$160.0 | | | | 100% Federal |
| | UAF Organized Research | G00003801 | Sharing Networks to Assess the Vuln | \$324.0 | | | | 100% Federal |
| | UAF Organized Research | G00003803 | Phase Relations in Aleutian Balaltic , | \$18.3 | | | | 100% Federal |
| | UAF Organized Research | G00003813 | The Dynamics of Change in Alaska's | \$492.1 | | | | 100% Federal |
| | UAF Organized Research | G00003820 | IPY: A Community Genomics Investi | \$57.6 | | | | 100% Federal |
| | UAF Organized Research | G00003849 | RCN: SEAPRE: Seabird Islands and | \$27.4 | | | | 100% Federal |
| | UAF Organized Research | G00003856 | The Collaborative O-Buoy Project: D | \$14.6 | | | | 100% Federal |
| | UAF Organized Research | G00003857 | IPY: Development of a Network of Pr | \$106.2 | | | | 100% Federal |
| | UAF Organized Research | G00003872 | Global Dayside Measurements of Th | \$58.5 | | | | 100% Federal |
| | UAF Organized Research | G00003874 | Capacity Expansion and Imaging/Da | \$20.8 | | | | 100% Federal |
| | UAF Organized Research | G00003876 | IPA Assignment, Martin O. Jeffries | \$58.3 | | | | 100% Federal |
| | UAF Organized Research | G00003900 | IPY: Collaborative Research on Cart | \$340.4 | | | | 100% Federal |
| | UAF Organized Research | G00003901 | Collaborative Research: Diversificati | \$32.9 | | | | 100% Federal |
| | UAF Organized Research | G00003912 | IPY: Collaborative Research on the s | \$100.9 | | | | 100% Federal |
| | UAF Organized Research | G00003922 | IPY:Collaborative Research:A Protot | \$121.0 | | | | 100% Federal |
| | UAF Organized Research | G00003930 | IPY: Pan-Arctic Studies of the Tropo: | \$264.5 | | | | 100% Federal |
| | UAF Organized Research | G00003945 | Kelp forest interaction webs in the AI | \$118.1 | | | | 100% Federal |
| | UAF Organized Research | G00003946 | CAREER: The molecular mechanisn | \$79.0 | | | | 100% Federal |
| | UAF Organized Research | G00003960 | Genetics of Obesity in Yup'ik Eskimc | \$472.2 | | | | 100% Federal |
| | UAF Organized Research | G00003961 | Ecosystem-level Consequences of M | \$216.8 | | | | 100% Federal |
| | UAF Organized Research | G00003962 | TRPGR: Association mapping and c | \$212.7 | | | | 100% Federal |
| | UAF Organized Research | G00004088 | Investigation Obesity and Chronic Di | \$1,733.8 | | | | 100% Federal |
| | UAF Organized Research | G00004093 | Oceanography and ecology of juveni | \$18.0 | 20.00% | \$3.6 | Mandatory | 100% Federal |
| | UAF Organized Research | G00004184 | Resilience and Vulnerability in a Rap | \$1,308.7 | | | | 100% Federal |
| | UAF Organized Research | G00004193 | IGERT: Global-Local Interactions: Re | \$734.3 | | | | 100% Federal |
| | UAF Organized Research | G00004200 | Collaborative Research: Soil Climate | \$48.9 | | | | 100% Federal |
| | UAF Organized Research | G00004213 | Plasma Transport at the Magnetosph | \$42.6 | | | | 100% Federal |
| | UAF Organized Research | G00004216 | Avian Ecology in Northern Alaska wit | \$34.5 | | | | 100% Federal |
| | UAF Organized Research | G00004248 | Alaska's NASA EPSCoR Program | \$57.1 | | | | 100% Federal |
| | UAF Organized Research | G00004273 | AMIDST: Attracting Minorities to Gec | \$20.3 | | | | 100% Federal |
| | UAF Organized Research | G00004291 | Collaborative Research: Downscalini | \$85.8 | | | | 100% Federal |
| | UAF Organized Research | G00004302 | Improving mass balance and glacier | \$203.4 | | | | 100% Federal |

University of Alaska
Federal Grants for FY2011

In FY2011, the University had 731 active federal grants of which 40 required a match. The University does not propose match/cost share unless it is required by the grant. The source of funding for the match may be UGF, DGF or other state funds

| RDU | Component | Grant No | Federal Grant Name | Federal Receipts | Federal/State Match Ratio or MOE % | State Match or MOE \$ | Mandatory or Voluntary? | Comments/Explanations |
|-----|------------------------|-----------|---|------------------|------------------------------------|-----------------------|-------------------------|-----------------------|
| | UAF Organized Research | G00004307 | Collaborative Research: IPY: Extrem | \$122.8 | | | | 100% Federal |
| | UAF Organized Research | G00004309 | Collaborative research: Large-scale, | \$39.7 | | | | 100% Federal |
| | UAF Organized Research | G00004313 | SuperDARN observations in support | \$45.7 | | | | 100% Federal |
| | UAF Organized Research | G00004318 | CIRCULATION, CROSS-SHELF EX | \$250.8 | | | | 100% Federal |
| | UAF Organized Research | G00004357 | Effects of Habitat Change on Fish Cc | \$38.2 | | | | 100% Federal |
| | UAF Organized Research | G00004365 | Collaborative Research: BEST - A : | \$71.4 | | | | 100% Federal |
| | UAF Organized Research | G00004397 | IPY: Impacts of High-Latitude Climat | \$501.9 | | | | 100% Federal |
| | UAF Organized Research | G00004404 | AK-RFA-07-0013 | \$259.2 | | | | 100% Federal |
| | UAF Organized Research | G00004414 | BEST: Sea Ice algae, a major food s | \$112.7 | | | | 100% Federal |
| | UAF Organized Research | G00004419 | Boundary Inverse Problems in Glac | \$66.7 | | | | 100% Federal |
| | UAF Organized Research | G00004429 | Collaborative Research, IPY: The Pc | \$48.3 | | | | 100% Federal |
| | UAF Organized Research | G00004441 | Collaborative Research: Stratificatio | \$242.1 | | | | 100% Federal |
| | UAF Organized Research | G00004453 | Collaborative research: BEST - A s | \$95.1 | | | | 100% Federal |
| | UAF Organized Research | G00004473 | Collaborative Research: The Impact | \$40.6 | | | | 100% Federal |
| | UAF Organized Research | G00004511 | Collaborative Research: CEDAR: Hi | \$69.2 | | | | 100% Federal |
| | UAF Organized Research | G00004532 | Application of a New Generation of C | \$134.1 | | | | 100% Federal |
| | UAF Organized Research | G00004551 | Research at HAARP with the Module | \$105.6 | | | | 100% Federal |
| | UAF Organized Research | G00004558 | Source of High Trace-Velocity Infrasi | \$136.6 | | | | 100% Federal |
| | UAF Organized Research | G00004599 | Collaborative Research: Lightning ar | \$15.5 | | | | 100% Federal |
| | UAF Organized Research | G00004603 | Surface-Based Aerosol Measuremer | \$33.3 | | | | 100% Federal |
| | UAF Organized Research | G00004621 | Implications of Climate Variability for | \$74.0 | | | | 100% Federal |
| | UAF Organized Research | G00004628 | A study of polar aeronomy and radio | \$64.6 | | | | 100% Federal |
| | UAF Organized Research | G00004631 | BEST: A service proposal to examin | \$23.0 | | | | 100% Federal |
| | UAF Organized Research | G00004639 | Synthetic Aperture Radar (SAR) Dist | \$9,790.8 | | | | 100% Federal |
| | UAF Organized Research | G00004652 | BEST: Assessment of mesozooplant | \$34.6 | | | | 100% Federal |
| | UAF Organized Research | G00004670 | Assessing the spatial and temporal d | \$126.2 | | | | 100% Federal |
| | UAF Organized Research | G00004671 | Collaborative Research: IPY: Abrupt | \$23.2 | | | | 100% Federal |
| | UAF Organized Research | G00004718 | FY09 Hatch Formula Funds | \$46.6 | | | | 100% Federal |
| | UAF Organized Research | G00004740 | Cook Inlet Volcano Monitoring (Year | \$289.8 | | | | 100% Federal |
| | UAF Organized Research | G00004744 | Central Aleutian Volcano Monitoring | \$601.1 | | | | 100% Federal |
| | UAF Organized Research | G00004747 | University of Alaska Coastal Marine I | \$63.6 | | | | 100% Federal |
| | UAF Organized Research | G00004754 | Collaborative Research: Soil carbon | \$114.7 | | | | 100% Federal |
| | UAF Organized Research | G00004768 | West Coast and Polar Regions Unde | \$998.4 | | | | 100% Federal |
| | UAF Organized Research | G00004778 | Establishing a pan-Arctic ocean mon | \$25.4 | | | | 100% Federal |
| | UAF Organized Research | G00004780 | New Regional Alaska Cooperative In | \$1,501.9 | | | | 100% Federal |
| | UAF Organized Research | G00004791 | International Collaboration to Achiev | \$2,546.2 | | | | 100% Federal |
| | UAF Organized Research | G00004800 | Development of a 3-Dimensional RA | \$95.4 | | | | 100% Federal |
| | UAF Organized Research | G00004804 | New Regional Alaska CI Competitive | \$362.8 | | | | 100% Federal |
| | UAF Organized Research | G00004816 | Current climate changes over Easter | \$109.9 | | | | 100% Federal |
| | UAF Organized Research | G00004821 | Arctic North Slope Natural Gas Hydr | \$14.2 | | | | 100% Federal |

**University of Alaska
Federal Grants for FY2011**

In FY2011, the University had 731 active federal grants of which 40 required a match. The University does not propose match/cost share unless it is required by the grant. The source of funding for the match may be UGF, DGF or other state funds

| RDU | Component | Grant No | Federal Grant Name | Federal Receipts | Federal/State Match Ratio or MOE % | State Match or MOE \$ | Mandatory or Voluntary? | Comments/Explanations |
|-----|------------------------|-----------|--|------------------|---------------------------------------|-----------------------|----------------------------|-----------------------|
| | UAF Organized Research | G00004824 | King Crab Aquaculture and Enhance | \$26.1 | | | | 100% Federal |
| | UAF Organized Research | G00004831 | IPY: Understanding the Impacts of Ic | \$176.0 | | | | 100% Federal |
| | UAF Organized Research | G00004848 | Biogeochemical Assessment of the t | \$137.0 | | | | 100% Federal |
| | UAF Organized Research | G00004859 | Monitoring Indicators in Denali Natio | \$42.1 | | | | 100% Federal |
| | UAF Organized Research | G00004884 | Where is the Turbopause? Instabiliti | \$28.9 | | | | 100% Federal |
| | UAF Organized Research | G00004898 | Projection of Forest Growth & Yield i | \$16.8 | | | | 100% Federal |
| | UAF Organized Research | G00004909 | Operational Support of Infrasound ar | \$2,674.3 | | | | 100% Federal |
| | UAF Organized Research | G00004916 | Social Vulnerability to Extreme Weat | \$100.6 | | | | 100% Federal |
| | UAF Organized Research | G00004937 | At-Sea Locations of Juvenile and Fir | \$50.5 | | | | 100% Federal |
| | UAF Organized Research | G00004962 | Partitioning Behavior of Pathogen Inc | \$13.7 | | | | 100% Federal |
| | UAF Organized Research | G00004964 | Elluam Tungiinun - Toward Wellness | \$516.3 | | | | 100% Federal |
| | UAF Organized Research | G00004973 | Dynamics of Lake-Calving Glaciers: | \$152.4 | | | | 100% Federal |
| | UAF Organized Research | G00004974 | Prevalence and Effects of Avian Infl | \$21.0 | | | | 100% Federal |
| | UAF Organized Research | G00004980 | Collaborative Research: GLOBEC P | \$50.6 | | | | 100% Federal |
| | UAF Organized Research | G00004982 | GAP08: Prey Use and Foraging Patti | \$131.3 | | | | 100% Federal |
| | UAF Organized Research | G00004986 | Thermospheric Variability in Aurora | \$199.8 | | | | 100% Federal |
| | UAF Organized Research | G00004997 | Quantifying the Role of Ocean-Ice-At | \$74.8 | | | | 100% Federal |
| | UAF Organized Research | G00005013 | MRI: Development of a Thermosphei | \$158.9 | | | | 100% Federal |
| | UAF Organized Research | G00005026 | Collaborative Research: IPY: Negoti | \$136.8 | | | | 100% Federal |
| | UAF Organized Research | G00005042 | The Chukchi Borderlands: diversity c | \$20.3 | | | | 100% Federal |
| | UAF Organized Research | G00005062 | Heating and Acceleration of the Sola | \$93.7 | | | | 100% Federal |
| | UAF Organized Research | G00005064 | Collaborative Research: Linkages an | \$162.8 | | | | 100% Federal |
| | UAF Organized Research | G00005068 | Assessing the Role of Deep Soil Org | \$49.4 | | | | 100% Federal |
| | UAF Organized Research | G00005071 | New Crops for Alaska VIII | \$88.9 | | | | 100% Federal |
| | UAF Organized Research | G00005090 | University of Alaska Fairbanks Fores | \$39.3 | | | | 100% Federal |
| | UAF Organized Research | G00005109 | AK Berries: New Products and New I | \$172.4 | | | | 100% Federal |
| | UAF Organized Research | G00005116 | Development of a new chemical rele | \$104.1 | | | | 100% Federal |
| | UAF Organized Research | G00005118 | Investigate Technologies and Desigr | \$384.7 | | | | 100% Federal |
| | UAF Organized Research | G00005128 | Microcantilever Biosensors Based o | \$283.6 | | | | 100% Federal |
| | UAF Organized Research | G00005130 | Collaborative Research: Spatial and | \$337.1 | | | | 100% Federal |
| | UAF Organized Research | G00005132 | Arctic Marine Sulfur Biogeochemistry | \$97.8 | | | | 100% Federal |
| | UAF Organized Research | G00005135 | Technical Assistance with Developm | \$17.2 | | | | 100% Federal |
| | UAF Organized Research | G00005149 | Development of an Invasive Plant Mi | \$11.5 | | | | 100% Federal |
| | UAF Organized Research | G00005156 | Genetics of Obesity in Yup'ik Eskim | \$20.6 | | | | 100% Federal |
| | UAF Organized Research | G00005157 | IPY: Municipal Water Systems and th | \$69.7 | | | | 100% Federal |
| | UAF Organized Research | G00005173 | IGERT: Marine ecosystems sustaina | \$140.7 | | | | 100% Federal |
| | UAF Organized Research | G00005180 | Producing light oil from a frozen rese | \$407.4 | | | | 100% Federal |
| | UAF Organized Research | G00005182 | SEPA Grant - Alaska BioPREP | \$312.4 | | | | 100% Federal |
| | UAF Organized Research | G00005187 | Alternative Salmon Products Special | \$351.6 | | | | 100% Federal |
| | UAF Organized Research | G00005199 | Quantifying Climate Feedbacks from | \$39.1 | | | | 100% Federal |

University of Alaska
Federal Grants for FY2011

In FY2011, the University had 731 active federal grants of which 40 required a match. The University does not propose match/cost share unless it is required by the grant. The source of funding for the match may be UGF, DGF or other state funds

| RDU | Component | Grant No | Federal Grant Name | Federal Receipts | Federal/State Match Ratio or MOE % | State Match or MOE \$ | Mandatory or Voluntary? | Comments/Explanations |
|-----|------------------------|-----------|--|------------------|------------------------------------|-----------------------|-------------------------|-----------------------|
| | UAF Organized Research | G00005205 | North Slope Decision Support Syster | \$326.0 | | | | 100% Federal |
| | UAF Organized Research | G00005208 | Source characterization and tempora | \$257.5 | 26.14% | \$67.3 | Mandatory | |
| | UAF Organized Research | G00005226 | Developing a Long-term Monitoring F | \$96.8 | | | | 100% Federal |
| | UAF Organized Research | G00005231 | Collaborative Research: Chemical, p | \$146.0 | | | | 100% Federal |
| | UAF Organized Research | G00005233 | COLLABORATIVE RESEARCH: Rel | \$162.6 | | | | 100% Federal |
| | UAF Organized Research | G00005251 | Using Snow Fences to Augment Fre: | \$110.6 | 25.68% | \$28.4 | Mandatory | |
| | UAF Organized Research | G00005258 | Southeast Alaska Hydropower: Recc | \$42.4 | | | | 100% Federal |
| | UAF Organized Research | G00005305 | Quantifying Recent Mass Changes o | \$148.5 | | | | 100% Federal |
| | UAF Organized Research | G00005349 | Multifunctional, Miniaturized Sensor I | \$671.0 | | | | 100% Federal |
| | UAF Organized Research | G00005356 | Coll. Res.: A Proposal to Provide Glc | \$308.3 | | | | 100% Federal |
| | UAF Organized Research | G00005369 | Bringing NASA science to America's | \$22.4 | | | | 100% Federal |
| | UAF Organized Research | G00005397 | Atmospheric Response to Daily Sea | \$11.6 | | | | 100% Federal |
| | UAF Organized Research | G00005412 | Near-inertial wave studies using hist | \$93.0 | | | | 100% Federal |
| | UAF Organized Research | G00005454 | Physical and Geologic Investigations | \$17.4 | | | | 100% Federal |
| | UAF Organized Research | G00005480 | NRCS Reindeer Cooperative Agreeen | \$32.0 | | | | 100% Federal |
| | UAF Organized Research | G00005488 | Living on Earth: Alaska NSF EPSCo | \$93.0 | | | | 100% Federal |
| | UAF Organized Research | G00005505 | Alaska INBRE-2: Environmental Agr | \$1,799.0 | 3.21% | \$57.8 | Mandatory | |
| | UAF Organized Research | G00005532 | Mapping and Characterization of Rec | \$111.1 | | | | 100% Federal |
| | UAF Organized Research | G00005533 | Application of High-Frequency Radar | \$123.1 | | | | 100% Federal |
| | UAF Organized Research | G00005534 | A high resolution Parallel Ice Sheet M | \$252.5 | | | | 100% Federal |
| | UAF Organized Research | G00005536 | Plasma Transport and Acceleration F | \$86.6 | | | | 100% Federal |
| | UAF Organized Research | G00005537 | FY09 Soil Sample Processing for Na | \$13.7 | | | | 100% Federal |
| | UAF Organized Research | G00005549 | Collaborative Research: Assembling | \$43.8 | | | | 100% Federal |
| | UAF Organized Research | G00005551 | Collaborative Research: Abrupt Clim | \$27.6 | | | | 100% Federal |
| | UAF Organized Research | G00005569 | AON: Thermal State of Permafrost (1 | \$328.0 | | | | 100% Federal |
| | UAF Organized Research | G00005574 | Trophic Links: Forage Fish, Their Pre | \$100.3 | | | | 100% Federal |
| | UAF Organized Research | G00005601 | The influence of estuarine habitats o | \$16.0 | | | | 100% Federal |
| | UAF Organized Research | G00005603 | The Relationship Between the Physic | \$13.2 | | | | 100% Federal |
| | UAF Organized Research | G00005666 | Projected Effects of Climate-Induced | \$26.8 | | | | 100% Federal |
| | UAF Organized Research | G00005677 | Population connectivity and larval dis | \$23.1 | 77.92% | \$18.0 | Mandatory | |
| | UAF Organized Research | G00005685 | ICE: Investigations in Cyber-enabled | \$113.1 | | | | 100% Federal |
| | UAF Organized Research | G00005689 | Implications of climate change for bic | \$564.0 | | | | 100% Federal |
| | UAF Organized Research | G00005698 | Is the Tibetan Plateau Rising? | \$116.9 | | | | 100% Federal |
| | UAF Organized Research | G00005703 | A Fellowship: Characterizing Water 1 | \$30.2 | | | | 100% Federal |
| | UAF Organized Research | G00005706 | Timing of Warm-Season Precipitatio | \$250.0 | | | | 100% Federal |
| | UAF Organized Research | G00005716 | A New Era of Cooperation Between 1 | \$27.2 | | | | 100% Federal |
| | UAF Organized Research | G00005734 | Assessment of Limiting Factors for C | \$48.3 | | | | 100% Federal |
| | UAF Organized Research | G00005743 | Collaborative Research: Postseismic | \$15.6 | | | | 100% Federal |
| | UAF Organized Research | G00005744 | King Crab Aquaculture in Alaska | \$121.4 | | | | 100% Federal |
| | UAF Organized Research | G00005747 | Collaborative Research: Investigating | \$318.6 | | | | 100% Federal |

University of Alaska
Federal Grants for FY2011

In FY2011, the University had 731 active federal grants of which 40 required a match. The University does not propose match/cost share unless it is required by the grant. The source of funding for the match may be UGF, DGF or other state funds

| RDU | Component | Grant No | Federal Grant Name | Federal Receipts | Federal/State Match Ratio or MOE % | State Match or MOE \$ | Mandatory or Voluntary? | Comments/Explanations |
|-----|------------------------|-----------|---------------------------------------|------------------|---------------------------------------|-----------------------|----------------------------|-----------------------|
| | UAF Organized Research | G00005758 | Cooperative Development of Vegeta | \$55.3 | | | | 100% Federal |
| | UAF Organized Research | G00005760 | Analysis of Impact Craters on Mercu | \$53.4 | | | | 100% Federal |
| | UAF Organized Research | G00005771 | COLLABORATIVE RESEARCH: An | \$57.3 | | | | 100% Federal |
| | UAF Organized Research | G00005772 | Collaborative Research: An interdisc | \$12.8 | | | | 100% Federal |
| | UAF Organized Research | G00005776 | The icesheet-ocean connection: a ca | \$150.6 | | | | 100% Federal |
| | UAF Organized Research | G00005777 | AFES-ARS Fish Compost 09 | \$13.5 | | | | 100% Federal |
| | UAF Organized Research | G00005787 | Investigating Hydrologic Loading in S | \$34.0 | | | | 100% Federal |
| | UAF Organized Research | G00005798 | Assessing the Impact of Climate Cha | \$44.5 | | | | 100% Federal |
| | UAF Organized Research | G00005803 | Collaborative Research: An Integrate | \$210.4 | | | | 100% Federal |
| | UAF Organized Research | G00005806 | Application of a Non-Traditional Soil | \$72.6 | | | | 100% Federal |
| | UAF Organized Research | G00005807 | Collaborative Research: Experiment | \$54.5 | | | | 100% Federal |
| | UAF Organized Research | G00005813 | Fiber Optic Cable on the Tundra: pla | \$84.2 | | | | 100% Federal |
| | UAF Organized Research | G00005814 | Removal of Airborne Contaminants | \$201.0 | | | | 100% Federal |
| | UAF Organized Research | G00005816 | The Ground (& Space) Truth About F | \$52.0 | | | | 100% Federal |
| | UAF Organized Research | G00005825 | Collaborative research: Nonlinearitie | \$66.5 | | | | 100% Federal |
| | UAF Organized Research | G00005827 | Generation of a High-resolution Topo | \$83.9 | | | | 100% Federal |
| | UAF Organized Research | G00005838 | Plate Boundaries around the Chukch | \$65.0 | | | | 100% Federal |
| | UAF Organized Research | G00005841 | Role of Ice in High Latitude Nitrogen | \$64.6 | | | | 100% Federal |
| | UAF Organized Research | G00005843 | Collaborative Research: Probing Inte | \$86.1 | | | | 100% Federal |
| | UAF Organized Research | G00005849 | Environmental change in the Arctic C | \$109.6 | | | | 100% Federal |
| | UAF Organized Research | G00005854 | Collaborative Research: Seasonality | \$113.3 | | | | 100% Federal |
| | UAF Organized Research | G00005855 | Partitioning Soil Respiration along M | \$48.2 | | | | 100% Federal |
| | UAF Organized Research | G00005857 | Collaorative Research: Thermospher | \$42.0 | | | | 100% Federal |
| | UAF Organized Research | G00005860 | Near-inertial wave generation, propa | \$78.8 | | | | 100% Federal |
| | UAF Organized Research | G00005862 | Uniting Native Indigenous Traditional | \$624.3 | | | | 100% Federal |
| | UAF Organized Research | G00005863 | Remote Sensing Landscape Change | \$21.4 | | | | 100% Federal |
| | UAF Organized Research | G00005869 | Collaborative Research: A winter ex | \$72.1 | | | | 100% Federal |
| | UAF Organized Research | G00005881 | CR: Analysis and Attribution of Chan | \$35.2 | | | | 100% Federal |
| | UAF Organized Research | G00005897 | Collaborative research: Degrading O | \$282.0 | | | | 100% Federal |
| | UAF Organized Research | G00005898 | Collaborative research on response | \$16.7 | | | | 100% Federal |
| | UAF Organized Research | G00005902 | Collaborative research: Understandi | \$38.1 | | | | 100% Federal |
| | UAF Organized Research | G00005906 | Climatic Change in Boreal Forest Wt | \$50.5 | | | | 100% Federal |
| | UAF Organized Research | G00005907 | INBRE2 Environmental Agents & Dis | \$274.8 | | | | 100% Federal |
| | UAF Organized Research | G00005908 | INBRE-2 Environmental Agents & Di | \$297.5 | | | | 100% Federal |
| | UAF Organized Research | G00005909 | Dangerous Ice: Human perspectives | \$50.9 | | | | 100% Federal |
| | UAF Organized Research | G00005911 | NCRr ARRA supplement - Work Fo | \$229.0 | | | | 100% Federal |
| | UAF Organized Research | G00005915 | Subsistence Use and Knowledge of I | \$59.1 | | | | 100% Federal |
| | UAF Organized Research | G00005917 | McIntire-Stennis Cooperative Forest | \$65.2 | 375.31% | \$244.7 | Mandatory | |
| | UAF Organized Research | G00005918 | FY10 Hatch Formula Appropriation | \$488.5 | 79.16% | \$386.7 | Mandatory | |
| | UAF Organized Research | G00005919 | Novel, subtype selective potentiators | \$294.0 | | | | 100% Federal |

**University of Alaska
Federal Grants for FY2011**

In FY2011, the University had 731 active federal grants of which 40 required a match. The University does not propose match/cost share unless it is required by the grant. The source of funding for the match may be UGF, DGF or other state funds

| RDU | Component | Grant No | Federal Grant Name | Federal Receipts | Federal/State Match Ratio or MOE % | State Match or MOE \$ | Mandatory or Voluntary? | Comments/Explanations |
|-----|------------------------|-----------|--|------------------|------------------------------------|-----------------------|-------------------------|-----------------------|
| | UAF Organized Research | G00005921 | Facility Improvement for the Seward | \$35.1 | | | | 100% Federal |
| | UAF Organized Research | G00005933 | ANSS Seismic Station Upgrade | \$308.9 | | | | 100% Federal |
| | UAF Organized Research | G00005941 | ARS Seafood Processing Byproduct: | \$670.8 | 6.92% | \$46.4 | Mandatory | |
| | UAF Organized Research | G00005942 | Hatch MultiState 2010 | \$71.4 | | | | 100% Federal |
| | UAF Organized Research | G00005945 | Calibrate ALFRESCO with the Grass | \$39.2 | | | | 100% Federal |
| | UAF Organized Research | G00005948 | Collaborative Research: Plant-herbiv | \$42.2 | | | | 100% Federal |
| | UAF Organized Research | G00005950 | Novel Dense Membranes for Hydrog | \$141.8 | | | | 100% Federal |
| | UAF Organized Research | G00005955 | UAV Aerosol II | \$702.0 | | | | 100% Federal |
| | UAF Organized Research | G00005968 | GAP09: whales as sentinels in a cha | \$280.5 | | | | 100% Federal |
| | UAF Organized Research | G00005970 | Modeling Subsistence Behavior in th | \$45.7 | | | | 100% Federal |
| | UAF Organized Research | G00005972 | Adaptation to Rapid Land-use and C | \$336.7 | | | | 100% Federal |
| | UAF Organized Research | G00005977 | Tracking the seasonal contribution of | \$157.0 | | | | 100% Federal |
| | UAF Organized Research | G00005981 | Robust Model-Driven Inversion of Int | \$92.8 | | | | 100% Federal |
| | UAF Organized Research | G00005984 | Characterization of the Dynamics of | \$78.0 | | | | 100% Federal |
| | UAF Organized Research | G00005986 | NPR-A Watershed Hydrology and CI | \$100.3 | | | | 100% Federal |
| | UAF Organized Research | G00005991 | Robotic Exploration Technology in A: | \$61.6 | | | | 100% Federal |
| | UAF Organized Research | G00005996 | Measuring Changes in Lake Surface | \$15.2 | | | | 100% Federal |
| | UAF Organized Research | G00005998 | Seed Quality in Northern Latitudes | \$236.4 | | | | 100% Federal |
| | UAF Organized Research | G00006000 | Evaluation of Methods and Platforms | \$309.8 | | | | 100% Federal |
| | UAF Organized Research | G00006006 | NCRR ARRA Supplement-Adv trans | \$395.6 | | | | 100% Federal |
| | UAF Organized Research | G00006007 | Aster Yellow Phytoplasma Disease c | \$47.4 | | | | 100% Federal |
| | UAF Organized Research | G00006019 | Reindeer Range Management Sewa | \$81.7 | | | | 100% Federal |
| | UAF Organized Research | G00006021 | ARS Seafood Processing Byproduct: | \$149.2 | | | | 100% Federal |
| | UAF Organized Research | G00006023 | Continuation to: Hibernation Genomi | \$539.7 | | | | 100% Federal |
| | UAF Organized Research | G00006047 | US Geotraces North Atlantic Section | \$24.7 | | | | 100% Federal |
| | UAF Organized Research | G00006070 | Collaborative Research: PACMAN - | \$731.0 | | | | 100% Federal |
| | UAF Organized Research | G00006072 | Univ of Alaska Fairbanks Forest Pro | \$393.8 | | | | 100% Federal |
| | UAF Organized Research | G00006078 | Emerging Technologies Grant Fund: | \$977.0 | | | | 100% Federal |
| | UAF Organized Research | G00006080 | Emerging Technologies Grant Fund: | \$1,479.3 | | | | 100% Federal |
| | UAF Organized Research | G00006081 | Improvement of the Volcano and Oth | \$1,042.0 | | | | 100% Federal |
| | UAF Organized Research | G00006098 | Food web dynamics in arctic streams | \$67.6 | | | | 100% Federal |
| | UAF Organized Research | G00006107 | International Study of Arctic Change | \$180.8 | | | | 100% Federal |
| | UAF Organized Research | G00006117 | Ground Station Outreach | \$99.4 | | | | 100% Federal |
| | UAF Organized Research | G00006120 | Geological and Geotechnical Site Inv | \$241.0 | | | | 100% Federal |
| | UAF Organized Research | G00006127 | Coll. Res. with Tufts University and U | \$15.9 | | | | 100% Federal |
| | UAF Organized Research | G00006146 | BEST- Assessment of mesozooplanl | \$76.0 | | | | 100% Federal |
| | UAF Organized Research | G00006160 | Coll. Res.: Causes and Mechanisms | \$78.9 | | | | 100% Federal |
| | UAF Organized Research | G00006163 | Intercomparing and Improving Ozone | \$33.3 | | | | 100% Federal |
| | UAF Organized Research | G00006174 | RIG: Genome Size and Karyotype E | \$34.5 | | | | 100% Federal |
| | UAF Organized Research | G00006179 | CO2 Sequestration Options for a Prc | \$317.5 | | | | 100% Federal |

University of Alaska
Federal Grants for FY2011

In FY2011, the University had 731 active federal grants of which 40 required a match. The University does not propose match/cost share unless it is required by the grant. The source of funding for the match may be UGF, DGF or other state funds

| RDU | Component | Grant No | Federal Grant Name | Federal Receipts | Federal/State Match Ratio or MOE % | State Match or MOE \$ | Mandatory or Voluntary? | Comments/Explanations |
|-----|------------------------|-----------|---------------------------------------|------------------|------------------------------------|-----------------------|-------------------------|-----------------------|
| | UAF Organized Research | G00006189 | Emerging Technologies Grant Fund: | \$210.8 | | | | 100% Federal |
| | UAF Organized Research | G00006213 | Seismic Network Operations in Alask | \$659.7 | | | | 100% Federal |
| | UAF Organized Research | G00006219 | Winter Movement Patterns and Habi | \$263.6 | | | | 100% Federal |
| | UAF Organized Research | G00006225 | Alaska Sea Grant Omnibus 2010-20 | \$910.7 | 0.55% | \$5.0 | Mandatory | |
| | UAF Organized Research | G00006241 | UAF Monitoring of "Improving Cold F | \$90.3 | | | | 100% Federal |
| | UAF Organized Research | G00006245 | UAF Analysis/Support for "Optimizin | \$124.4 | | | | 100% Federal |
| | UAF Organized Research | G00006247 | UAF Monitoring of: SeaAlaska Wood | \$347.4 | | | | 100% Federal |
| | UAF Organized Research | G00006248 | UAF Analysis/Support for "RivGen P | \$801.0 | | | | 100% Federal |
| | UAF Organized Research | G00006249 | Northwind 100 Inverter test | \$111.5 | | | | 100% Federal |
| | UAF Organized Research | G00006251 | Quantify Thickness of Harding Icefiel | \$10.9 | | | | 100% Federal |
| | UAF Organized Research | G00006263 | Self-Consistant Turbulent Magnetic F | \$45.8 | | | | 100% Federal |
| | UAF Organized Research | G00006265 | UAF Monitoring for "Alaska Sealife C | \$349.7 | | | | 100% Federal |
| | UAF Organized Research | G00006266 | Recovery Act: Geothermal Technolo: | \$529.7 | | | | 100% Federal |
| | UAF Organized Research | G00006274 | SNAP Climate Model - USGS CESU | \$28.4 | | | | 100% Federal |
| | UAF Organized Research | G00006295 | Are Alaskan Pollinators Abandoning | \$40.1 | | | | 100% Federal |
| | UAF Organized Research | G00006299 | Integrated Ecosystem Model for Alas | \$369.0 | | | | 100% Federal |
| | UAF Organized Research | G00006300 | Synergistic effects of lower pH and w | \$10.6 | | | | 100% Federal |
| | UAF Organized Research | G00006303 | Collaborative Research: The Mechar | \$192.2 | | | | 100% Federal |
| | UAF Organized Research | G00006320 | Icebridge Alaska: University of Alask | \$240.8 | | | | 100% Federal |
| | UAF Organized Research | G00006323 | Diet, adenosine, and metabolism: Pr | \$154.0 | | | | 100% Federal |
| | UAF Organized Research | G00006330 | Thermokarst Lake Drainage - Vulner | \$73.7 | | | | 100% Federal |
| | UAF Organized Research | G00006335 | Alaska Space Grant Program 2010-2 | \$261.3 | | | | 100% Federal |
| | UAF Organized Research | G00006338 | Geometry and Evolution of the Big B | \$15.6 | | | | 100% Federal |
| | UAF Organized Research | G00006358 | International Summer School / Work | \$18.9 | | | | 100% Federal |
| | UAF Organized Research | G00006369 | Burbot Stock Assessment in Tanada | \$26.2 | | | | 100% Federal |
| | UAF Organized Research | G00006388 | Group Travel Award: IPY 2007 Oslo | \$55.0 | | | | 100% Federal |
| | UAF Organized Research | G00006390 | 2010 YUKON RIVER BASIN STUDI | \$107.2 | | | | 100% Federal |
| | UAF Organized Research | G00006391 | Subsistence Fisheries and Climate C | \$52.3 | | | | 100% Federal |
| | UAF Organized Research | G00006394 | Data Rescue and Inventory of Hydro | \$42.5 | | | | 100% Federal |
| | UAF Organized Research | G00006401 | Ocean Mixing processes associated | \$16.5 | | | | 100% Federal |
| | UAF Organized Research | G00006403 | Workshop on High Performance Cor | \$50.0 | | | | 100% Federal |
| | UAF Organized Research | G00006416 | Collaborative Research: Present and | \$92.7 | | | | 100% Federal |
| | UAF Organized Research | G00006421 | Impact of Outbreak by the Willow Le: | \$11.5 | | | | 100% Federal |
| | UAF Organized Research | G00006444 | Alaska Biome Shift | \$179.7 | | | | 100% Federal |
| | UAF Organized Research | G00006450 | Documenting Alaska's Oldest Dinosa | \$15.8 | | | | 100% Federal |
| | UAF Organized Research | G00006468 | Program Income for G5918, FY10 Hi | \$15.2 | | | | 100% Federal |
| | UAF Organized Research | G00006469 | University of Alaska Fairbanks Fores | \$92.5 | | | | 100% Federal |
| | UAF Organized Research | G00006474 | Statewide GSHP Assessment | \$90.0 | | | | 100% Federal |
| | UAF Organized Research | G00006492 | Long Term Monitoring of the Impacts | \$54.4 | | | | 100% Federal |
| | UAF Organized Research | G00006495 | Kobuk Valley Sand Dunes: Archaeol | \$77.2 | | | | 100% Federal |

University of Alaska
Federal Grants for FY2011

In FY2011, the University had 731 active federal grants of which 40 required a match. The University does not propose match/cost share unless it is required by the grant. The source of funding for the match may be UGF, DGF or other state funds

| RDU | Component | Grant No | Federal Grant Name | Federal Receipts | Federal/State Match Ratio or MOE % | State Match or MOE \$ | Mandatory or Voluntary? | Comments/Explanations |
|-----|------------------------|-----------|---|------------------|------------------------------------|-----------------------|-------------------------|-----------------------|
| | UAF Organized Research | G00006504 | REU Site: Summer Research for Un | \$64.5 | | | | 100% Federal |
| | UAF Organized Research | G00006505 | STREAMFLOW MONITORING ON I | \$51.5 | | | | 100% Federal |
| | UAF Organized Research | G00006511 | Climate change: A view through the | \$33.9 | | | | 100% Federal |
| | UAF Organized Research | G00006515 | Modeling Caribou Winter Habitat | \$104.5 | | | | 100% Federal |
| | UAF Organized Research | G00006523 | Collaborative Research: Annual Obs | \$31.0 | | | | 100% Federal |
| | UAF Organized Research | G00006529 | Making Wind Work for Alaska: Supp | \$381.1 | | | | 100% Federal |
| | UAF Organized Research | G00006532 | Science Master's Program (SMP) in | \$52.8 | | | | 100% Federal |
| | UAF Organized Research | G00006539 | FY11 ARS Utility and Maintenance S | \$94.3 | | | | 100% Federal |
| | UAF Organized Research | G00006542 | MAPPING AND CHARACTERIZATI | \$10.0 | | | | 100% Federal |
| | UAF Organized Research | G00006576 | An initial HTDP model for Alaska | \$32.0 | | | | 100% Federal |
| | UAF Organized Research | G00006581 | Status and Trends of Alaska NPS GI | \$44.4 | | | | 100% Federal |
| | UAF Organized Research | G00006590 | Estimating Spatio-Temporal Variabili | \$133.5 | 2.40% | \$3.2 | Mandatory | 100% Federal |
| | UAF Organized Research | G00006593 | Central Beaufort Sea Marine Fish Mc | \$122.4 | | | | 100% Federal |
| | UAF Organized Research | G00006594 | Development of a respiratory neural | \$37.8 | | | | 100% Federal |
| | UAF Organized Research | G00006600 | MRI-R2: Acquisition of a Configurabl | \$818.0 | | | | 100% Federal |
| | UAF Organized Research | G00006610 | Climate-Driven Effects of Future Fire | \$70.9 | | | | 100% Federal |
| | UAF Organized Research | G00006617 | RETINA (Robotic Exploration Techni | \$11.6 | | | | 100% Federal |
| | UAF Organized Research | G00006641 | Nonlinear Studies of a Weakly Collis | \$77.7 | | | | 100% Federal |
| | UAF Organized Research | G00006642 | PO L10PX03731 TFS Userdays USE | \$14.7 | | | | 100% Federal |
| | UAF Organized Research | G00006644 | EETG:UAF Monitoring of "Alternative | \$127.0 | | | | 100% Federal |
| | UAF Organized Research | G00006668 | UAF Participation in "Wind Energy E | \$16.2 | | | | 100% Federal |
| | UAF Organized Research | G00006671 | Beaufort Sea Trophic Synthesis | \$12.5 | | | | 100% Federal |
| | UAF Organized Research | G00006674 | Acquire Meteorological Data Sets for | \$23.0 | | | | 100% Federal |
| | UAF Organized Research | G00006678 | Collaborative Research: The Collabc | \$103.3 | | | | 100% Federal |
| | UAF Organized Research | G00006680 | Snowshoe Hare Movements in Relat | \$11.2 | | | | 100% Federal |
| | UAF Organized Research | G00006693 | National Infrastructure for Virtualized | \$103.9 | | | | 100% Federal |
| | UAF Organized Research | G00006704 | Support for Arctic Gravity Data Redu | \$69.6 | | | | 100% Federal |
| | UAF Organized Research | G00006710 | Coll. Res.: Multi-spacecraft investiga | \$31.3 | | | | 100% Federal |
| | UAF Organized Research | G00006711 | Reservoir Modeling for Chena Hot Sj | \$58.7 | | | | 100% Federal |
| | UAF Organized Research | G00006721 | TRANSITION SUPPORT FOR LOC/ | \$40.6 | | | | 100% Federal |
| | UAF Organized Research | G00006725 | Simple vs. complex stock assessmei | \$23.1 | | | | 100% Federal |
| | UAF Organized Research | G00006726 | Glacier volume change in Alaska's N | \$36.2 | | | | 100% Federal |
| | UAF Organized Research | G00006729 | The East Siberian Arctic Shelf as a s | \$138.5 | | | | 100% Federal |
| | UAF Organized Research | G00006736 | Isotopic Evaluation of Protein Status | \$15.7 | | | | 100% Federal |
| | UAF Organized Research | G00006750 | Collaborative Research: St. Elias Eric | \$58.0 | | | | 100% Federal |
| | UAF Organized Research | G00006754 | The Arctic Facility for Atmospheric R | \$77.2 | | | | 100% Federal |
| | UAF Organized Research | G00006755 | Collaborative Research: Completion | \$20.4 | | | | 100% Federal |
| | UAF Organized Research | G00006756 | Vanished Villages: Archaeology of Li | \$17.9 | | | | 100% Federal |
| | UAF Organized Research | G00006758 | Investigation of the Ionospheric Dyn | \$129.2 | | | | 100% Federal |
| | UAF Organized Research | G00006759 | NASA Earth and Space Science Fell | \$27.2 | | | | 100% Federal |

University of Alaska
Federal Grants for FY2011

In FY2011, the University had 731 active federal grants of which 40 required a match. The University does not propose match/cost share unless it is required by the grant. The source of funding for the match may be UGF, DGF or other state funds

| RDU | Component | Grant No | Federal Grant Name | Federal Receipts | Federal/State Match Ratio or MOE % | State Match or MOE \$ | Mandatory or Voluntary? | Comments/Explanations |
|-----|------------------------|-----------|--|--------------------|------------------------------------|-----------------------|-------------------------|-----------------------|
| | UAF Organized Research | G00006761 | Collaborative Research: WSC-Categ | \$11.3 | | | | 100% Federal |
| | UAF Organized Research | G00006764 | Linking North Slope Climate, Hydrolic | \$25.1 | | | | 100% Federal |
| | UAF Organized Research | G00006765 | Dynamics and Consequences of Incr | \$93.4 | | | | 100% Federal |
| | UAF Organized Research | G00006767 | Estimating Visitor Use in Denali Nati | \$33.9 | | | | 100% Federal |
| | UAF Organized Research | G00006781 | Climate Change Scenario Planning f | \$38.1 | | | | 100% Federal |
| | UAF Organized Research | G00006785 | Collaborative research: McCore: Ane | \$175.3 | | | | 100% Federal |
| | UAF Organized Research | G00006786 | Integrating high resolution animal loc | \$29.5 | 101.69% | \$30.0 | Mandatory | |
| | UAF Organized Research | G00006791 | Collaborative Research: Observatio | \$33.5 | | | | 100% Federal |
| | UAF Organized Research | G00006794 | Continuing Integrity of Buffer Zones | \$39.4 | | | | 100% Federal |
| | UAF Organized Research | G00006795 | Effects of Climate Change on the No | \$32.0 | | | | 100% Federal |
| | UAF Organized Research | G00006800 | Test of Payloads on Small Unmanne | \$84.6 | | | | 100% Federal |
| | UAF Organized Research | G00006801 | Alaska Climate Science Center USG | \$349.7 | | | | 100% Federal |
| | UAF Organized Research | G00006805 | Wildland Fire Science Delivery and C | \$42.3 | | | | 100% Federal |
| | UAF Organized Research | G00006808 | Fisheries Privatization, Sociocultural | \$54.6 | | | | 100% Federal |
| | UAF Organized Research | G00006810 | Proposal to Analyze Data from Field | \$37.9 | | | | 100% Federal |
| | UAF Organized Research | G00006817 | 2011 Hatch Regular Research Progr | \$759.3 | 75.36% | \$572.2 | Mandatory | |
| | UAF Organized Research | G00006819 | 2011 Hatch Multistate Research Proj | \$30.1 | | | | 100% Federal |
| | UAF Organized Research | G00006821 | 2011 McIntire-Stennis Cooperative F | \$433.9 | 102.42% | \$444.4 | Mandatory | |
| | UAF Organized Research | G00006875 | Ethics of Dissemination: Communica | \$356.5 | | | | 100% Federal |
| | UAF Organized Research | G00006884 | Monitoring with Forest Inventory and | \$25.8 | | | | 100% Federal |
| | UAF Organized Research | G00006910 | GAP 2010: The role of balaenopterid | \$31.3 | | | | 100% Federal |
| | UAF Organized Research | G00006932 | M.A.P. Response to Marine Mammal | \$47.6 | | | | 100% Federal |
| | UAF Organized Research | G00006941 | Regional consequences of changing | \$179.2 | 21.04% | \$37.7 | Mandatory | |
| | UAF Organized Research | G00006946 | PROCESSING AND ANALYSIS OF | \$17.5 | | | | 100% Federal |
| | UAF Organized Research | G00006951 | Using Modeling to Assess CO2 Sequen | \$70.2 | | | | 100% Federal |
| | UAF Organized Research | G00006963 | IPA Assignment, Martin Jeffries | \$92.5 | | | | 100% Federal |
| | UAF Organized Research | G00006970 | DIG National Parks: Scientists in Ala | \$135.3 | | | | 100% Federal |
| | UAF Organized Research | G00007001 | Hibernation Genomics: Mechanisms | \$33.5 | | | | 100% Federal |
| | UAF Organized Research | G00007003 | Invertebrate Productivity in the Conte | \$47.5 | | | | 100% Federal |
| | UAF Organized Research | G00007056 | IceBridge Alaska: University of Alask | \$103.4 | | | | 100% Federal |
| | UAF Organized Research | G00007070 | Satellite-tracked drifter measuremen | \$116.8 | | | | 100% Federal |
| | UAF Organized Research | G00007073 | Alaskan and High Latitude Climate R | \$120.5 | | | | 100% Federal |
| | UAF Organized Research | G00007087 | STUDY OF ENVIRONMENTAL ARC | \$35.5 | | | | 100% Federal |
| | UAF Organized Research | G00007107 | 2011 NIWR Application | \$17.1 | | | | 100% Federal |
| | UAF Organized Research | G00007138 | 2011 EarthScope Workshop: Opport | \$35.7 | | | | 100% Federal |
| | UAF Organized Research | G00007154 | Toolik Field Station Base Funding (C | \$612.0 | | | | 100% Federal |
| | UAF Organized Research | G00007159 | Breeding Ecology of Smith's Longspri | \$11.8 | | | | 100% Federal |
| | UAF Organized Research | G00007222 | Fish Creek Watershed Hydrology Mc | \$11.0 | | | | 100% Federal |
| | | | RDU Total | \$106,007.4 | | \$2,048.9 | | |

**University of Alaska
Federal Grants for FY2011**

In FY2011, the University had 731 active federal grants of which 40 required a match. The University does not propose match/cost share unless it is required by the grant. The source of funding for the match may be UGF, DGF or other state funds

| RDU | Component | Grant No | Federal Grant Name | Federal Receipts | Federal/State Match Ratio or MOE % | State Match or MOE \$ | Mandatory or Voluntary? | Comments/Explanations |
|------------------------|--------------------------|-----------|---|------------------|------------------------------------|-----------------------|-------------------------|-----------------------|
| UAF Community Colleges | | | | | | | | |
| | Bristol Bay Campus Alloc | G00002691 | Bristol Bay Title III: Educate One: Ed | \$92.0 | | | | 100% Federal |
| | Bristol Bay Campus Alloc | G00004279 | AN/NHIAC Sowing the Seeds: Reapi | \$25.2 | | | | 100% Federal |
| | Bristol Bay Campus Alloc | G00005015 | USDA Drumbats 6 HaaghezetoIno' | \$130.8 | | | | 100% Federal |
| | Bristol Bay Campus Alloc | G00005183 | BBC Title III: Strengthen Our Instituti | \$846.6 | | | | 100% Federal |
| | Bristol Bay Campus Alloc | G00005893 | Alaska Native/Native Hawaiian Institi | \$287.9 | | | | 100% Federal |
| | Bristol Bay Campus Alloc | G00006257 | Bristol Bay Sustainable Energy Progi | \$34.2 | | | | 100% Federal |
| | Bristol Bay Campus Alloc | G00006560 | Partnerships to Increase Coastal Ala | \$20.0 | | | | 100% Federal |
| | Bristol Bay Campus Alloc | G00006873 | UAF Bristol Bay Campus: Re-align, F | \$249.1 | | | | 100% Federal |
| | Bristol Bay Campus Alloc | G00006883 | HUD6 - Healthier Sustainable Comr | \$49.4 | | | | 100% Federal |
| | Chukchi Campus Allocati | G00002620 | Inuunaiyuliksrana Piquitigiplugu (For | \$282.8 | | | | 100% Federal |
| | Chukchi Campus Allocati | G00004268 | Qaunagilugu Tupiq: Savaaksraqput (| \$38.1 | | | | 100% Federal |
| | Chukchi Campus Allocati | G00005015 | USDA Drumbats 6 HaaghezetoIno' | \$97.4 | | | | 100% Federal |
| | Chukchi Campus Allocati | G00006837 | Sannisilaaglugu Iilisagvikput Ikayuuta | \$116.7 | | | | 100% Federal |
| | Chukchi Campus Allocati | G00006850 | Chukchi Campus Flight Simulator Rc | \$18.8 | | | | 100% Federal |
| | Chukchi Campus Allocati | G00007147 | Tuppinaliq Alappaanuruami "Buildin | \$10.2 | 93.14% | \$9.5 | Mandatory | |
| | Co-op Extension Svcs All | G00003453 | Food Product Development 2006 | \$72.3 | | | | 100% Federal |
| | Co-op Extension Svcs All | G00003454 | Food Prep and Marketing 2006 | \$78.3 | | | | 100% Federal |
| | Co-op Extension Svcs All | G00003498 | Alaska Remote Community Develop | \$41.5 | | | | 100% Federal |
| | Co-op Extension Svcs All | G00004211 | FY08 Smith-lever special needs | \$11.6 | | | | 100% Federal |
| | Co-op Extension Svcs All | G00004772 | AK CYFAR Sustainable Community | \$146.5 | | | | 100% Federal |
| | Co-op Extension Svcs All | G00004969 | FY09 Smith-lever 3 b/c | \$345.5 | | | | 100% Federal |
| | Co-op Extension Svcs All | G00005109 | AK Berries: New Products and New I | \$41.4 | | | | 100% Federal |
| | Co-op Extension Svcs All | G00005232 | Urban Forests IPM FY10-FY11 | \$159.9 | | | | 100% Federal |
| | Co-op Extension Svcs All | G00005298 | Alaska Food Plan Pilot Project (NRI) | \$33.6 | | | | 100% Federal |
| | Co-op Extension Svcs All | G00005388 | USFS PNW Wood Processing Manu | \$18.1 | | | | 100% Federal |
| | Co-op Extension Svcs All | G00005504 | FRTEP 2010 | \$91.7 | | | | 100% Federal |
| | Co-op Extension Svcs All | G00005565 | It's Good to Share: Interior AK - Com | \$64.4 | | | | 100% Federal |
| | Co-op Extension Svcs All | G00005568 | FY09 Smith Lever Special Needs | \$23.3 | | | | 100% Federal |
| | Co-op Extension Svcs All | G00005639 | FY09 EFNEP | \$40.5 | | | | 100% Federal |
| | Co-op Extension Svcs All | G00005723 | FY09 RREA Renewable Resources I | \$42.3 | | | | 100% Federal |
| | Co-op Extension Svcs All | G00005733 | FY2010 Smith-lever 3 B & C Formul | \$259.8 | | | | 100% Federal |
| | Co-op Extension Svcs All | G00005761 | FY09 IPM Coordination Program | \$31.9 | | | | 100% Federal |
| | Co-op Extension Svcs All | G00005815 | Urban Forests-Integrated Pest Mana | \$56.0 | 37.32% | \$20.9 | Mandatory | |
| | Co-op Extension Svcs All | G00006022 | Alaska Cooperative Development Pr | \$29.6 | 28.72% | \$8.5 | Mandatory | |
| | Co-op Extension Svcs All | G00006276 | FY10 Special Needs Smith Lever Fo | \$31.5 | | | | 100% Federal |
| | Co-op Extension Svcs All | G00006424 | Earth Work Quest - challenge cost s | \$13.0 | | | | 100% Federal |
| | Co-op Extension Svcs All | G00006431 | FY10 EFNEP Expanded Food Nutrit | \$240.8 | | | | 100% Federal |
| | Co-op Extension Svcs All | G00006454 | FY10 RREA Renewable Resources I | \$68.7 | | | | 100% Federal |
| | Co-op Extension Svcs All | G00006639 | 2010 Alaska E-IPM Program Coordir | \$31.7 | | | | 100% Federal |

University of Alaska
Federal Grants for FY2011

In FY2011, the University had 731 active federal grants of which 40 required a match. The University does not propose match/cost share unless it is required by the grant. The source of funding for the match may be UGF, DGF or other state funds

| RDU | Component | Grant No | Federal Grant Name | Federal Receipts | Federal/State Match Ratio or MOE % | State Match or MOE \$ | Mandatory or Voluntary? | Comments/Explanations |
|-----|---------------------------|-----------|--|-------------------|------------------------------------|-----------------------|-------------------------|-----------------------|
| | Co-op Extension Svcs All | G00006684 | FY11 Smith-Lever 3 b/c | \$299.8 | | | | 100% Federal |
| | Co-op Extension Svcs All | G00006742 | IPM Citizen Monitoring | \$19.5 | 48.72% | \$9.5 | Mandatory | |
| | Co-op Extension Svcs All | G00006803 | Rural Delivery New Education Metho | \$57.2 | 31.47% | \$18.0 | Mandatory | |
| | Co-op Extension Svcs All | G00006868 | Alaska Cooperative Development Pr | \$38.2 | 50.26% | \$19.2 | Mandatory | |
| | Interior Campus Allocatio | G00001982 | Bridge to Troth Yeddha'-Stories of Le | \$93.6 | | | | 100% Federal |
| | Interior Campus Allocatio | G00003742 | "Neelghu neets' edeneyh"- Working | \$60.5 | | | | 100% Federal |
| | Interior Campus Allocatio | G00003989 | Tribal Transportation Assistant Cent | \$295.4 | | | | 100% Federal |
| | Interior Campus Allocatio | G00004212 | Ten Hunee Daaf'oye-Trail Markers | \$240.9 | | | | 100% Federal |
| | Interior Campus Allocatio | G00004529 | Troth Yeddha' Nutrition Program | \$218.1 | | | | 100% Federal |
| | Interior Campus Allocatio | G00004985 | Ft. Yukon Center Renovation: Linkin | \$78.2 | | | | 100% Federal |
| | Interior Campus Allocatio | G00005007 | "Gaalee'ya" STEM | \$444.3 | | | | 100% Federal |
| | Interior Campus Allocatio | G00005015 | USDA Drumbeats 6 HaaghezetoIno' | \$106.1 | | | | 100% Federal |
| | Interior Campus Allocatio | G00005172 | Today is the Future: Innovation for th | \$152.5 | | | | 100% Federal |
| | Interior Campus Allocatio | G00005190 | Gaalee'ya Spirit Camp Renovation | \$561.5 | | | | 100% Federal |
| | Interior Campus Allocatio | G00005865 | Bridging the Gap | \$183.5 | | | | 100% Federal |
| | Interior Campus Allocatio | G00005912 | Ten Hunee (Trail Markers): Expandir | \$230.3 | | | | 100% Federal |
| | Interior Campus Allocatio | G00006825 | K'edzaaye' (Things with Heart) | \$300.4 | | | | 100% Federal |
| | Kuskokwim Campus Allo | G00002617 | Kuskokwim Campus Title III Part A C | \$274.5 | | | | 100% Federal |
| | Kuskokwim Campus Allo | G00004461 | KUC Educational Talent Search | \$222.5 | | | | 100% Federal |
| | Kuskokwim Campus Allo | G00005015 | USDA Drumbeats 6 HaaghezetoIno' | \$184.9 | | | | 100% Federal |
| | Kuskokwim Campus Allo | G00005126 | Prep Teachers of Yup'ik Language & | \$464.8 | | | | 100% Federal |
| | Kuskokwim Campus Allo | G00006009 | Intentional Change for Community Br | \$342.4 | | | | 100% Federal |
| | Kuskokwim Campus Allo | G00006855 | USDOE Title III/Pingnatuk | \$318.9 | | | | 100% Federal |
| | Northwest Campus Alloc | G00002800 | NWC Title III: Systemic Program Dev | \$87.3 | | | | 100% Federal |
| | Northwest Campus Alloc | G00005015 | USDA Drumbeats 6 HaaghezetoIno' | \$229.6 | | | | 100% Federal |
| | Northwest Campus Alloc | G00006860 | Expanding Regionally Relevant Educ | \$410.7 | | | | 100% Federal |
| | Rural College Allocation | G00004506 | Ethnographic Overview and Assessn | \$419.0 | | | | 100% Federal |
| | Rural College Allocation | G00004746 | Rural Alaska Health Education and T | \$587.1 | | | | 100% Federal |
| | Rural College Allocation | G00005015 | USDA Drumbeats 6 HaaghezetoIno' | \$197.5 | | | | 100% Federal |
| | Rural College Allocation | G00005036 | Allied Health Training Grant Prograrr | \$162.7 | | | | 100% Federal |
| | Rural College Allocation | G00005136 | Early Childhood Education "Continuii | \$247.0 | | | | 100% Federal |
| | Rural College Allocation | G00005969 | Statewide Future Educators of Alask | \$71.5 | | | | 100% Federal |
| | Rural College Allocation | G00006400 | NPS - Recruitment Program/Semina | \$54.4 | | | | 100% Federal |
| | | | RDU Total | \$11,927.9 | | \$85.6 | | |

University of AK Juneau

| | | | | | | | |
|-------------------------|-----------|---------------------------------------|--------|--|--|--|--------------|
| Juneau Campus Allocatic | G00002364 | UAS Support ORCA Project | \$48.8 | | | | 100% Federal |
| Juneau Campus Allocatic | G00002754 | Ethnographic Overview and Assessn | \$17.0 | | | | 100% Federal |
| Juneau Campus Allocatic | G00003238 | US DOT RITA UTC Grant | \$12.3 | | | | 100% Federal |
| Juneau Campus Allocatic | G00004184 | Resilience and Vulnerability in a Rap | \$95.7 | | | | 100% Federal |

**University of Alaska
Federal Grants for FY2011**

In FY2011, the University had 731 active federal grants of which 40 required a match. The University does not propose match/cost share unless it is required by the grant. The source of funding for the match may be UGF, DGF or other state funds

| RDU | Component | Grant No | Federal Grant Name | Federal Receipts | Federal/State Match Ratio or MOE % | State Match or MOE \$ | Mandatory or Voluntary? | Comments/Explanations |
|-----|--------------------------|-----------|---|------------------|------------------------------------|-----------------------|-------------------------|-----------------------|
| | Juneau Campus Allocatic | G00005110 | PITAAS IV AK Native Education | \$723.2 | | | | 100% Federal |
| | Juneau Campus Allocatic | G00005166 | Southeast Alaska GIS Library, User | \$29.8 | | | | 100% Federal |
| | Juneau Campus Allocatic | G00005485 | RUI: Collaborative Research: How d | \$54.8 | | | | 100% Federal |
| | Juneau Campus Allocatic | G00005505 | Alaska INBRE-2: Environmental Agr | \$83.5 | | | | 100% Federal |
| | Juneau Campus Allocatic | G00005762 | Tongass Library GIS Support | \$27.6 | | | | 100% Federal |
| | Juneau Campus Allocatic | G00005836 | CollaborativeResearch Links betwee | \$19.7 | | | | 100% Federal |
| | Juneau Campus Allocatic | G00005851 | Documenting Tlingit (TLI) conversati | \$124.7 | | | | 100% Federal |
| | Juneau Campus Allocatic | G00005873 | Soil Contributions to Watershed Fun | \$16.0 | | | | 100% Federal |
| | Juneau Campus Allocatic | G00005900 | Research Experiences for Undergrac | \$53.5 | 48.97% | \$26.2 | Mandatory | |
| | Juneau Campus Allocatic | G00006151 | MRI-R2: Acquisition of Instrumentatic | \$77.5 | | | | 100% Federal |
| | Juneau Campus Allocatic | G00006322 | NHD Technical Steward Position | \$41.9 | | | | 100% Federal |
| | Juneau Campus Allocatic | G00006537 | 2011 Academic Competiveness Grant | \$20.9 | | | | 100% Federal |
| | Juneau Campus Allocatic | G00006552 | TEACH Grant FY11 | \$38.0 | | | | 100% Federal |
| | Juneau Campus Allocatic | G00006554 | National SMART Grant FY11 | \$18.0 | | | | 100% Federal |
| | Juneau Campus Allocatic | G00007077 | Exploring Subsistence Dynamics on | \$14.8 | | | | 100% Federal |
| | Ketchikan Campus Allocat | G00003042 | Building Fisheries Technology progr | \$156.2 | | | | 100% Federal |
| | Ketchikan Campus Allocat | G00006813 | Title III, Pt A Project: UAS Ketchikar | \$77.6 | | | | 100% Federal |
| | Sitka Campus Allocation | G00002594 | Title III Building Bridges for AK Nativ | \$446.2 | | | | 100% Federal |
| | Sitka Campus Allocation | G00003506 | Animal Migration Patterns & Demogr | \$147.5 | | | | 100% Federal |
| | Sitka Campus Allocation | G00004663 | Rural Allied Health Training Program | \$40.8 | | | | 100% Federal |
| | Sitka Campus Allocation | G00005036 | Allied Health Training Grant Prograrr | \$66.4 | | | | 100% Federal |
| | Sitka Campus Allocation | G00005155 | Alaska Training/Technical Assistanc | \$59.6 | | | | 100% Federal |
| | Sitka Campus Allocation | G00006064 | Funding for Alaska Training/Technic | \$149.8 | | | | 100% Federal |
| | Sitka Campus Allocation | G00006743 | Maintaing a collaborative database o | \$19.8 | | | | 100% Federal |
| | Sitka Campus Allocation | G00006842 | Title III, Connecting to Success: Buil | \$192.1 | | | | 100% Federal |
| | | | RDU Total | \$2,873.7 | | \$26.2 | | |

DEPARTMENT WIDE FEDERAL REQUEST AND REQUIRED STATE MATCH

\$143,510.3

\$2,742.6

FY2016 Enacted Capital Budget Leveraged Funds Project Listing

Prepared 8/31/2015

| Dept | Project | UGF | Amount Leveraged | Total |
|----------|---|----------------------|-------------------------|-------------------------|
| Commerce | Community Block Grants | \$ 60,000 | \$ 6,000,000 | \$ 6,060,000 |
| EnvCon | Municipal Water, Sewage, and Solid Waste Facilities Grants (AS 46.03.030) | \$ 7,587,347 | \$ 4,285,565 | \$ 11,872,912 |
| EnvCon | Village Safe Water and Wastewater Infrastructure Projects | \$ 8,750,000 | \$ 42,750,000 | \$ 51,500,000 |
| FishGm | Sport Fish Recreational Boating and Angler Access | \$ 750,000 | \$ 2,250,000 | \$ 3,000,000 |
| FishGm | Wildlife Management, Research and Hunting Access | \$ 500,000 | \$ 11,750,000 | \$ 12,250,000 |
| H&SS | Emergency Medical Services Match for Code Blue Project | \$ 500,000 | \$ 2,000,000 | \$ 2,500,000 |
| NatRes | Cook Inlet Oil and Gas Resources and Statewide Energy Database | \$ 400,000 | \$ 400,000 | \$ 800,000 |
| NatRes | National Historic Preservation Fund | \$ 150,000 | \$ 650,000 | \$ 800,000 |
| NatRes | National Recreational Trails Federal Grant Program | \$ 200,000 | \$ 1,500,000 | \$ 1,700,000 |
| Rev | Competitive Grants for Public Housing | \$ 350,000 | \$ 750,000 | \$ 1,100,000 |
| Rev | Federal and Other Competitive Grants | \$ 1,500,000 | \$ 3,000,000 | \$ 4,500,000 |
| Rev | Housing and Urban Development Federal HOME Grant | \$ 750,000 | \$ 3,750,000 | \$ 4,500,000 |
| Rev | Weatherization Program | \$ 5,600,000 | \$ 1,500,000 | \$ 7,100,000 |
| Trans | Federal-Aid Aviation State Match | \$ 11,700,000 | \$ 137,047,105 | \$ 148,747,105 |
| Trans | Federal-Aid Highway State Match | \$ 50,000,000 | \$ 924,520,000 | \$ 974,520,000 |
| Trans | Other Federal Program Match | \$ 1,200,000 | \$ 91,500,000 | \$ 92,700,000 |
| Trans | Municipal Harbor Facility Grant Fund Projects | \$ 4,497,000 | \$ 4,497,000 | \$ 8,994,000 |
| Trans | Public and Community Transportation State Match | \$ 750,000 | \$ 6,750,000 | \$ 7,500,000 |
| | Total | \$ 95,244,347 | \$ 1,244,899,670 | \$ 1,340,144,017 |

| UGF Includes: | |
|----------------|----------------------|
| 1003 GF/M | \$ 74,210,000 |
| 1004 GF | \$ 7,089,054 |
| 1139 AHFC Div | \$ 6,241,400 |
| 1140 AIDEA Div | \$ 7,703,893 |
| Total | \$ 95,244,347 |



THE STATE
of **ALASKA**
GOVERNOR BILL WALKER

Department of
Health and Social Services

FINANCE AND MANAGEMENT SERVICES
Juneau Office

P.O. Box 110690
Juneau, Alaska 99801-0690
Main: 907.465.3090
Fax: 907.465.3499

August 25, 2015

The Honorable Bill Stoltze
Alaska State Legislature
State Capitol, Room 125
Juneau, AK 99801-1182

Dear Senator Stoltze:

On August 5, 2015, the Department of Health and Social Services received the following questions from your office regarding optional Medicaid programs:

- *In regards to the optional Medicaid services offered by the state, please provide information covering the following categories:*
- 1. Number of people served by each optional Medicaid service over the last five years.*
 - 2. Costs of each optional Medicaid service over the last five years.*
 - 3. Include only those people that would be served under the optional Medicaid service.*

Please provide the information on a yearly basis; I would prefer not to have average costs and people served over the five year period.

On August 7th your office asked additional questions regarding optional Medicaid programs as follows:

- 1. Please provide a clear definition of "waiver service" and "non-waiver service."*
- 2. Please provide a brief description of each optional service.*
- 3. When reporting payments per client, please breakout the payments into two columns: one for federal funding, one for state funding. Where applicable, please breakout the state's portion even further (UGF, Mental Health, DGF, etc.).*
- 4. When listing the types of services, please provide the full-length name for each service (no acronyms).*

The following is submitted in response:

We attach five tables that show, for each state Fiscal Year (FY)2010 through FY2014, Medicaid claim activity for optional services. Specific services are disaggregated by waiver and non-waiver services, and, where applicable, by the recipient's age grouping. Included in these tables are the aggregate amount of claim payments, the number of recipients, and the average cost per recipient by optional service type.

In addition to the notes included with each table, please keep in mind that recipient counts are unduplicated within each service category and the "Total" recipient count is an unduplicated count of recipients within each program type (waiver or non-waiver). In other words, using SFY2010 as an example, under the waiver program, 482 individual recipients used Adult Day Care services and 887 individual recipients used Chore Services. Some recipients may have used both services and, as such, are enumerated in both of these categories. The "All Waiver Services" recipient total (4,270) is an unduplicated count of recipients across all waiver services.

Generally, Medicaid waivers are programs states can use to test new or existing ways to deliver and pay for health care services in Medicaid and the Children's Health Insurance Program (CHIP). Section 1915(c) of the Social Security Act permits a state to waive certain Medicaid requirements in order to furnish an array of home and community-based services that promote community living for Medicaid beneficiaries. Waiver services complement and/or supplement services available through the Medicaid State plan and other Federal, state and local public programs.

Alaska's four Medicaid waivers support the independence of Alaskans who experience physical or developmental disabilities by providing services in their homes and in the community. Services provided through Medicaid waivers are less expensive alternatives than mandatory services provided at an institution such as a nursing home. Each waiver covers a different set of services, the availability of which depends on a person's age and residence. The Medicaid waivers are:

- Alaskans Living Independently
- Adults with Physical and Developmental Disabilities
- Children with Complex Medical Conditions
- Intellectual and Developmental Disabilities

A brief description of each optional service under the waiver program is as follows.

| | |
|----------------------------|---|
| In-Home Supports | Up to age 18; help to get, keep or improve self-help and social skills; must live full time with unpaid caregiver. |
| Family Habilitation | Help to get, keep or improve self-help and social skills; live full time in the licensed home of a paid caregiver. |
| Group Home | Help for ages 18+ to get, keep or improve self-help and social skills; live full time in a licensed ALH (Assisted Living Home). |
| Supported Living | Help for ages 18+ to get, keep or improve self-help and social |

| | |
|---|---|
| | skills; must live full time in your own residence. |
| Specialized Private Duty Nursing Services | Nursing services for ages 21+ by a licensed nurse, specific to your needs. |
| Adult Day Services | Group adult day care provided by an organization. |
| Respite | Occasional breaks for unpaid caregivers. |
| Supported Employment | Training, support, and supervision to get job skills and to help find and keep a job. |
| Transportation | Rides to get to community resources and activities. If necessary, help during the ride. |
| Environmental Modifications | Health- and safety-related home modifications to your own residence. |
| Chore Services | Regular cleaning and heavy household chores in your own residence, when no-one else can do the work. |
| Meals | For 18+; Ready to eat meals delivered to your own residence (other than an ALH (Assisted Living Home)) or served in a group setting. |
| Specialized Medical Equipment and Supplies | Items that help you communicate, perform daily activities and get out and about. |
| Nursing Oversight | A registered nurse who ensures that care of a medical nature is delivered safely. |
| Intensive Active Treatment | Professional treatment/therapy to prevent behavior regression or to address a family, personal, social, mental, behavior, or substance abuse problem. |

A brief description of each optional service under the non-waiver program is as follows.


| | |
|--|---|
| Accommodation Services | Provides housing for those who travel for Medical services. |
| Care Coordination | Care coordination services are provided for every recipient. Care coordinators assist individuals to gain access to waiver and other state plan services, as well as medical, social, educational, and other services with funding sources other than Medicaid. |
| Case Management Services | Services designed for patients with serious illnesses, injuries, and some chronic conditions. |
| Chiropractic Services | Services are for those who are on Medicare and over age 21, reimbursement for chiropractic services is limited to the deductible and coinsurance amounts. |
| Dental, Adult Preventative | Provides eligible adults with emergency dental coverage for the immediate relief of pain or acute infection. |
| Durable Medical Equipment Services | Medically necessary supplies and equipment are covered if ordered by your physician and approved by Medicaid. |
| Drug Abuse Center | Drug and alcohol treatment. |
| Early Periodic Screening Diagnostic Treatment Screening | Focus is on promoting the physical, mental, social, emotional, and behavioral health. |

| | |
|---|---|
| End Stage Renal Disease Services | Services provided for treatment of kidney disease that would cause kidney failure if left untreated. |
| Hearing Services | Includes audiology, diagnostic testing, hearing therapy, rehabilitative therapy, hearing aids (including approved accessories and supplies), and hearing item repairs. |
| Hospice Care | Provides up to 24 hours of care and services for terminally ill recipients with life expectancy of six months or less. |
| Intermediate Care Facility/Mental Retardation Services | Services for Individuals with Intellectual and Developmental Disabilities. |
| Inpatient Psychiatric Services | Services for people with acute psychiatric needs who are either under the age of 21 or over the age of 65. |
| Medical Supplies Services | Medically necessary supplies and equipment. |
| Mental Health Services | Services that support the recovery of recipients experiencing mental health or substance use disorders. |
| Nutrition Services | Services are covered for children under age 21 who are at high risk nutritionally, and for those who are over age 21 and pregnant. |
| Occupational Therapy | Occupational therapy is covered for adults when medically necessary and ordered by a physician or advanced nurse practitioner. |
| Outpatient Hospital Services | Services of a physical therapist to rehabilitate and restore body functions following an illness or accident if ordered by a health care provider. |
| Personal Care Services | Services covered by Medicaid include: physical therapy, occupational therapy, and speech-language pathology and audiology services. |
| Podiatry | Services include preventive care, examination, diagnosis, treatment and care of conditions of the ankles and feet. |
| Prescribed Drugs | Services for those people who need prescription drugs. |
| Private Duty Nursing | Hands-on nursing, delegation, training and oversight activities. |
| Prosthetics and Orthotics | Artificial limbs and such as body braces when medically necessary and ordered by a health care provider. |
| Psychology Services | Including assessments, psychotherapy (individual, group, and family), psychological testing, medications management, and crisis intervention services. |
| Rehabilitative Services | Including assessments, case management, medication administration, therapeutic behavioral health services. |
| Residential Habilitation | For recipients meeting an IDD level of care, in-home habilitative services can be provided as part of licensed assisted living as well as direct services delivered within a private residence. |
| Transportation Services | Services provided for individuals who require some type of transportation to reach a medical facility. |
| Vision Services | Services that provide eye glasses, exams and treatment of diseases of the eye. |

Due to limitations of our client-base and accounting-based information systems, we are unable to disaggregate Medicaid payment information, at the client level, by Federal or State funding. Additionally, we are unable further disaggregate State funding by funding type (UGF, Mental Health, DGF). Generally, between the Department's various information systems, revenue funds are not tied to a specific service and, as a result, we are unable to report payments by the funding sources.

If you have any additional questions regarding this issue, please contact me at 465-1630.

Sincerely,



Sana Efir
Assistant Commissioner

cc: Amanda Ryder, Fiscal Analyst, Legislative Finance
Adam Bryan, Capital Budget Coordinator, Office of Management and Budget
Valerie Davidson, Commissioner
Jay Butler, Chief Medical Officer
Jon Sherwood, Deputy Commissioner
Karen Forrest, Acting Deputy Commissioner
Sarah Woods, Deputy Director
Melissa Ordner, Budget Manager
Anthony Newman, Legislative Liaison
Wilda Laughlin, Deputy Legislative Liaison
Margaret Brodie, Director, Division of Health Care Services

SFY10 MMIS Medicaid Claim Activity

| MMIS Category of Service | Adults (21 or older) | | | | Children (under age 21) | | | |
|--|----------------------|----------------------|---------------|-----------------|-------------------------|---------------------|--------------|-----------------|
| | Mandatory / Optional | Net Claim Payments | Recipients | Cost per Client | Mandatory / Optional | Net Claim Payments | Recipients | Cost per Client |
| WAIVER SERVICES | | | | | | | | |
| ADULT DAY CARE | 0 | \$2,463,087 | 482 | \$5,110 | 0 | | | |
| CARE COORDINATION | 0 | \$9,176,407 | 4,082 | \$2,248 | 0 | \$1,647,961 | 1,227 | \$1,343 |
| CHORE SERVICES | 0 | \$4,795,466 | 887 | \$5,406 | 0 | \$9,441 | 4 | \$2,360 |
| DAY HABILITATION: | 0 | \$17,687,157 | 852 | \$20,760 | 0 | \$5,319,393 | 383 | \$13,889 |
| ENVIRONMENTAL MODIFICATIONS | 0 | \$461,282 | 98 | \$4,707 | 0 | \$56,665 | 12 | \$4,722 |
| INTENSIVE ACTIVE TREATMENT/THERAPY | 0 | \$778,008 | 138 | \$5,638 | 0 | \$1,315,716 | 242 | \$5,437 |
| MEALS | 0 | \$2,241,507 | 886 | \$2,530 | 0 | | | |
| RESIDENTIAL HABILITATION | 0 | \$67,384,172 | 949 | \$71,005 | 0 | \$11,395,619 | 409 | \$27,862 |
| RESIDENTIAL SUPPORTED LIVING | 0 | \$39,373,178 | 1,155 | \$34,089 | 0 | | | |
| RESPIRE CARE | 0 | \$7,711,229 | 1,120 | \$6,885 | 0 | \$2,370,328 | 403 | \$5,882 |
| SPECIALIZED EQUIPMENT AND SUPPLIES | 0 | \$615,788 | 1,025 | \$601 | 0 | \$52,498 | 18 | \$2,917 |
| SPECIALIZED PRIVATE DUTY NURSING | 0 | \$21,570 | 26 | \$830 | 0 | | | |
| SUPPORTED EMPLOYMENT | 0 | \$5,175,803 | 362 | \$14,298 | 0 | \$94,296 | 14 | \$6,735 |
| TRANSPORTATION | 0 | \$4,230,243 | 1,479 | \$2,860 | 0 | \$1,911 | 4 | \$478 |
| ALL Waiver Services | 0 | \$162,114,897 | 4,270 | \$37,966 | 0 | \$22,263,827 | 1,262 | \$17,642 |
| Medicaid Optional Services, excluding Waivers | | | | | | | | |
| Adults (21 or older) | | | | | | | | |
| NON-WAIVER SERVICES | | | | | | | | |
| ACCOMMODATION SERVICES | 0 | \$4,792,374 | 4,930 | \$972 | | | | |
| CARE COORDINATION | 0 | \$1,121 | 14 | \$80 | | | | |
| CASE MANGEMENT SERVICES | 0 | \$54,062 | 37 | \$1,461 | | | | |
| CHIROPRACTIC SERVICES | 0 | \$35,222 | 323 | \$109 | | | | |
| *** DENTAL, ADULT PREVENTATIVE | 0 | \$6,737,250 | 11,241 | \$599 | | | | |
| Durable Medical Equipment/DME SERVICES | 0 | \$4,673,850 | 5,924 | \$789 | | | | |
| DRUG ABUSE CENTER | 0 | \$3,057,281 | 1,163 | \$2,629 | | | | |
| Early Periodic Screening Diagnostic Treatment/EPSDT SCREENING | 0 | | | | | | | |
| End Stage Renal Disease/ESRD SERVICES | 0 | \$9,029,281 | 223 | \$40,490 | | | | |
| HEARING SERVICES | 0 | \$1,224,931 | 1,095 | \$1,119 | | | | |
| HOSPICE CARE | 0 | \$175,889 | 36 | \$4,886 | | | | |
| Intermediate Care Facility/Mental Retardation/ ICR/MR SERVICES | 0 | \$953,420 | 5 | \$190,684 | | | | |
| INPATIENT PSYCHIATRIC SERVICES | 0 | \$210,904 | 112 | \$1,883 | | | | |
| MEDICAL SUPPLIES SERVICES | 0 | \$5,658,817 | 6,183 | \$915 | | | | |
| MENTAL HEALTH SERVICES | 0 | \$20,924,442 | 4,348 | \$4,812 | | | | |
| NUTRITION SERVICES | 0 | \$3,066 | 36 | \$85 | | | | |
| NUTRITION SERVICES UNDER 21 | 0 | | | | | | | |
| OCCUPATIONAL THERAPY | 0 | \$165,538 | 180 | \$920 | | | | |
| OUTPATIENT HOSPITAL SERVICES | 0 | \$54,727,778 | 29,687 | \$1,843 | | | | |
| PERSONAL CARE SERVICES | 0 | \$91,389,066 | 3,886 | \$23,518 | | | | |
| PODIATRY | 0 | \$56,238 | 781 | \$72 | | | | |
| PRESCRIBED DRUGS | 0 | \$55,274,116 | 27,667 | \$1,998 | | | | |
| PRIVATE DUTY NURSING | 0 | \$34,846 | 1 | \$34,846 | | | | |
| PROSTHETICS AND ORTHOTICS | 0 | \$680,799 | 604 | \$1,127 | | | | |
| PSYCHOLOGY SERVICES | 0 | \$195,012 | 265 | \$736 | | | | |
| REHABILITATIVE SERVICES | 0 | \$1,656,489 | 1,777 | \$932 | | | | |
| TRANSPORTATION SERVICES | 0 | \$21,389,479 | 11,626 | \$1,840 | | | | |
| VISION SERVICES | 0 | \$2,040,549 | 12,382 | \$165 | | | | |
| Optional Services (excluding waivers) ** | 0 | \$285,141,822 | 41,551 | \$6,862 | | | | |

ALL MEDICAID SERVICES
Total Optional Services (Children Waiver, Adult Waiver, and Non-Waiver) \$469,520,545

** (net total payments, unduplicated annual recipients, and average annual cost per client)

*** Adult preventative dental services (optional, for adults 21 or older only) has been separated from the dental services category and is being provided on its own line.

MMIS coding for categories of service approximates the types of required and optional services offered under Alaska Medicaid. Most clients use both required and optional services over the course of a year. The cost per client for combined Medicaid services was calculated as net claim payments/unduplicated annual recipients.

FY11 MMIS Medicaid Claim Activity

| MMIS Category of Service | Medicaid Waiver Services Only | | | | | | | |
|--|-------------------------------|----------------------|---------------|-----------------|-------------------------|---------------------|--------------|-----------------|
| | Adults (21 or older) | | | | Children (under age 21) | | | |
| | Mandatory / Optional | Net Claim Payments | Recipients | Cost per Client | Mandatory / Optional | Net Claim Payments | Recipients | Cost per Client |
| ADULT DAY CARE | O | \$2,707,010 | 492 | \$5,502 | O | | | |
| CARE COORDINATION | O | \$9,995,146 | 4,421 | \$2,261 | O | \$1,816,390 | 1,311 | \$1,385 |
| CHORE SERVICES | O | \$5,231,307 | 909 | \$5,755 | O | \$11,071 | 3 | \$3,690 |
| DAY HABILITATION | O | \$20,112,402 | 963 | \$20,885 | O | \$6,898,376 | 484 | \$14,253 |
| ENVIRONMENTAL MODIFICATIONS | O | \$757,854 | 144 | \$5,263 | O | \$60,337 | 10 | \$6,034 |
| INTENSIVE ACTIVE TREATMENT/THERAPY | O | \$767,493 | 143 | \$5,367 | O | \$1,428,309 | 272 | \$5,251 |
| MEALS | O | \$2,463,939 | 917 | \$2,687 | O | | | |
| RESIDENTIAL HABILITATION | O | \$70,302,339 | 1,021 | \$68,856 | O | \$12,371,839 | 461 | \$26,837 |
| RESIDENTIAL SUPPORTED LIVING | O | \$40,874,397 | 1,212 | \$33,725 | O | | | |
| RESPIRE CARE | O | \$8,879,392 | 1,296 | \$6,851 | O | \$2,593,018 | 470 | \$5,517 |
| SPECIALIZED EQUIPMENT AND SUPPLIES | O | \$636,824 | 1,123 | \$567 | O | \$37,317 | 19 | \$1,964 |
| SPECIALIZED PRIVATE DUTY NURSING | O | \$968,377 | 11 | \$88,034 | O | | | |
| SUPPORTED EMPLOYMENT | O | \$5,381,790 | 390 | \$13,799 | O | \$102,941 | 14 | \$7,353 |
| TRANSPORTATION | O | \$4,726,476 | 1,613 | \$2,930 | O | \$6,602 | 9 | \$734 |
| ALL Waiver Services ** | O | \$173,804,744 | 4,599 | \$37,792 | O | \$25,326,200 | 1,343 | \$18,858 |
| Medicaid Optional Services, excluding Waivers | | | | | | | | |
| Adults (21 or older) | | | | | | | | |
| ACCOMMODATION SERVICES | O | \$5,878,907 | 5,741 | \$1,024 | | | | |
| CARE COORDINATION | O | \$407 | 5 | \$81 | | | | |
| CASE MANGEMENT SERVICES | O | \$66,113 | 52 | \$1,271 | | | | |
| CHIROPRACTIC SERVICES | O | \$45,315 | 386 | \$117 | | | | |
| Durable Medical Equipment SERVICES | O | \$4,721,418 | 6,280 | \$752 | | | | |
| DRUG ABUSE CENTER | O | \$3,679,037 | 1,294 | \$2,843 | | | | |
| Early Periodic Screening Diagnostic Treatment/EPST SCREENING | O | | | | | | | |
| End Stage Renal Disease/ESRD SERVICES | O | \$15,554,444 | 269 | \$57,823 | | | | |
| HEARING SERVICES | O | \$1,667,289 | 1,236 | \$1,349 | | | | |
| HOSPICE CARE | O | \$241,504 | 36 | \$6,708 | | | | |
| Intermediate Care Facility/Mental Retardation/ ICF/MR SERVICES | O | \$1,048,198 | 7 | \$149,743 | | | | |
| INPATIENT PSYCHIATRIC SERVICES | O | \$278,899 | 111 | \$2,513 | | | | |
| MEDICAL SUPPLIES SERVICES | O | \$5,785,032 | 6,589 | \$878 | | | | |
| MENTAL HEALTH SERVICES | O | \$22,415,322 | 4,750 | \$4,719 | | | | |
| NUTRITION SERVICES | O | \$6,746 | 65 | \$104 | | | | |
| OCCUPATIONAL THERAPY | O | \$165,335 | 135 | \$1,225 | | | | |
| OUTPATIENT HOSPITAL SERVICES | O | \$63,653,592 | 32,256 | \$1,973 | | | | |
| PERSONAL CARE SERVICES | O | \$104,196,592 | 4,515 | \$23,078 | | | | |
| PODIATRY | O | \$54,918 | 745 | \$74 | | | | |
| PRESCRIBED DRUGS | O | \$61,123,598 | 30,660 | \$1,994 | | | | |
| PRIVATE DUTY NURSING | O | \$1,525 | 1 | \$1,525 | | | | |
| PROSTHETICS AND ORTHOTICS | O | \$687,408 | 690 | \$996 | | | | |
| PSYCHOLOGY SERVICES | O | \$261,039 | 345 | \$757 | | | | |
| REHABILITATIVE SERVICES | O | \$1,824,827 | 1,686 | \$1,082 | | | | |
| RURAL HEALTH SERVICES | O | \$5,056 | 28 | \$181 | | | | |
| TRANSPORTATION SERVICES | O | \$24,665,618 | 13,484 | \$1,829 | | | | |
| VISION SERVICES | O | \$2,341,060 | 13,610 | \$172 | | | | |
| Optional Services (excluding waivers) ** | O | \$320,369,199 | 45,932 | \$6,975 | | | | |

Total Optional Services (Children Waiver, Adult Waiver, and Non-Waiver) \$519,500,142

** (net total payments, unduplicated annual recipients, and average annual cost per client)

MMIS coding for categories of service approximates the types of required and optional services offered under Alaska Medicaid.

Most clients use both required and optional services over the course of a year.

The cost per client for combined Medicaid services was calculated as net claim payments/unduplicated annual recipients.

FY12 MMIS Medicaid Claim Activity

| MMIS Category of Service | Medicaid Waiver Services Only | | | | | | | |
|--|-------------------------------|-----------------------|---------------|-----------------|-------------------------|---------------------|--------------|-----------------|
| | Adults (21 or older) | | | | Children (under age 21) | | | |
| | Mandatory / Optional | Net Claim Payments | Recipients | Cost per Client | Mandatory / Optional | Net Claim Payments | Recipients | Cost per Client |
| ADULT DAY CARE | O | \$ 3,330,338 | 502 | \$6,634 | O | \$ - | - | |
| CARE COORDINATION | O | \$ 10,315,755 | 4,573 | \$2,256 | O | \$ 2,063,405 | 1,383 | \$1,492 |
| CHORE SERVICES | O | \$ 6,742,944 | 936 | \$7,204 | O | \$ 17,500 | 5 | \$3,500 |
| DAY HABILITATION | O | \$ 24,587,088 | 1,048 | \$23,461 | O | \$ 8,476,538 | 564 | \$15,029 |
| ENVIRONMENTAL MODIFICATIONS | O | \$ 842,294 | 159 | \$5,297 | O | \$ 86,787 | 16 | \$5,424 |
| INTENSIVE ACTIVE TREATMENT/THERAPY | O | \$ 775,402 | 146 | \$5,311 | O | \$ 1,363,251 | 269 | \$5,068 |
| MEALS | O | \$ 3,614,096 | 946 | \$3,820 | O | | - | |
| RESIDENTIAL HABILITATION | O | \$ 80,520,702 | 1,058 | \$76,107 | O | \$ 14,458,253 | 507 | \$28,517 |
| RESIDENTIAL SUPPORTED LIVING | O | \$ 45,314,244 | 1,280 | \$35,402 | O | \$ - | - | |
| RESPIRE CARE | O | \$ 10,512,956 | 1,445 | \$7,275 | O | \$ 2,811,624 | 526 | \$5,345 |
| SPECIALIZED EQUIPMENT AND SUPPLIES | O | \$ 651,243 | 1,188 | \$548 | O | \$ 21,328 | 25 | \$853 |
| SPECIALIZED PRIVATE DUTY NURSING | O | \$ 1,128,068 | 20 | \$56,403 | O | \$ - | - | |
| SUPPORTED EMPLOYMENT | O | \$ 5,911,501 | 383 | \$15,435 | O | \$ 114,722 | 14 | \$8,194 |
| TRANSPORTATION | O | \$ 5,269,214 | 1,711 | \$3,080 | O | \$ 21,248 | 8 | \$2,656 |
| ALL Waiver Services ** | O | \$ 199,515,845 | 4,797 | \$41,592 | O | \$29,434,654 | 1,481 | \$19,875 |
| Medicaid Optional Services, excluding Waivers | | | | | | | | |
| Adults (21 or older) | | | | | | | | |
| ACCOMMODATION SERVICES | O | \$ 6,690,288 | 6,073 | \$1,102 | | | | |
| ADULT PREVENTATIVE DENTAL | O | \$ 10,855,997 | 15,419 | \$704 | | | | |
| CARE COORDINATION | O | \$ 765 | 4 | \$191 | | | | |
| CASE MANGEMENT SERVICES | O | \$ 60,709 | 73 | \$832 | | | | |
| CHIROPRACTIC SERVICES | O | \$ 34,772 | 349 | \$100 | | | | |
| Durable Medical Equipment/DME SERVICES | O | \$ 4,972,108 | 6,819 | \$729 | | | | |
| DRUG ABUSE CENTER | O | \$ 3,111,805 | 1,165 | \$2,671 | | | | |
| Early Periodic Screening Diagnostic Treatment/EPSTD SCREENING | | | | | | | | |
| End Stage Renal Disease/ESRD SERVICES | O | \$ 12,857,119 | 282 | \$45,593 | | | | |
| HEARING SERVICES | O | \$ 1,648,347 | 1,363 | \$1,209 | | | | |
| HOSPICE CARE | O | \$ 241,581 | 42 | \$5,752 | | | | |
| Intermediate Care Facility/Mental Retardation/ ICF/MR SERVICES | O | \$ 1,025,464 | 8 | \$128,183 | | | | |
| INPATIENT PSYCHIATRIC SERVICES | O | \$ 173,231 | 155 | \$1,118 | | | | |
| MEDICAL SUPPLIES SERVICES | O | \$ 7,232,779 | 7,222 | \$1,001 | | | | |
| MENTAL HEALTH SERVICES | O | \$ 21,416,691 | 5,210 | \$4,111 | | | | |
| NUTRITION SERVICES | O | \$ 11,409 | 159 | \$72 | | | | |
| OCCUPATIONAL THERAPY | O | \$ 132,603 | 125 | \$1,061 | | | | |
| OUTPATIENT HOSPITAL SERVICES | O | \$ 65,971,506 | 33,535 | \$1,967 | | | | |
| PERSONAL CARE SERVICES | O | \$ 114,034,397 | 5,074 | \$22,474 | | | | |
| PODIATRY | O | \$ 56,326 | 831 | \$68 | | | | |
| PRESCRIBED DRUGS | O | \$ 52,944,884 | 31,322 | \$1,690 | | | | |
| PRIVATE DUTY NURSING | O | \$ - | - | \$0 | | | | |
| PROSTHETICS AND ORTHOTICS | O | \$ 842,354 | 623 | \$1,352 | | | | |
| PSYCHOLOGY SERVICES | O | \$ 356,270 | 421 | \$846 | | | | |
| REHABILITATIVE SERVICES | O | \$ 2,011,909 | 1,843 | \$1,092 | | | | |
| RESIDENTIAL HABILITATION | | | | | | | | |
| RESPIRE CARE | | | | | | | | |
| RURAL HEALTH SERVICES | O | \$ 4,180 | 35 | \$119 | | | | |
| TRANSPORTATION SERVICES | O | \$ 25,253,184 | 13,717 | \$1,841 | | | | |
| VISION SERVICES | O | \$ 2,534,807 | 14,250 | \$178 | | | | |
| Optional Services (excluding waivers) ** | O | \$334,475,485 | 47,276 | \$6,845 | | | | |

Total Optional Services (Children Waiver, Adult Waiver, and Non-Waiver) \$563,425,985

** (net total payments, unduplicated annual recipients, and average annual cost per client)

MMIS coding for categories of service approximates the types of required and optional services offered under Alaska Medicaid.

Most clients use both required and optional services over the course of a year. The cost per client for combined Medicaid services was calculated as net claim payments/unduplicated annual recipients.

FY13 MMIS Medicaid Claim Activity

| MMIS Category of Service | Medicaid Waiver Services Only | | | | Medicaid Waiver Services Only | | | |
|--|-------------------------------|----------------------|---------------|-----------------|-------------------------------|-------------------------|--------------|-----------------|
| | Mandatory / Optional | Adults (21 or older) | | | Mandatory / Optional | Children (under age 21) | | |
| | | Net Claim Payments | Recipients | Cost per Client | | Net Claim Payments | Recipients | Cost per Client |
| ADULT DAY CARE | O | \$ 3,802,121.64 | 481 | \$7,905 | O | \$ - | - | \$0 |
| CARE COORDINATION | O | \$ 11,013,435.69 | 4,742 | \$2,323 | O | \$ 2,147,172.42 | 1,271 | \$1,689 |
| CHORE SERVICES | O | \$ 7,398,325.26 | 956 | \$7,739 | O | \$ 18,155.33 | 4 | \$4,539 |
| DAY HABILITATION | O | \$ 30,284,846.76 | 1,164 | \$26,018 | O | \$ 10,006,649.91 | 626 | \$15,985 |
| ENVIRONMENTAL MODIFICATIONS | O | \$ 735,664.97 | 145 | \$5,074 | O | \$ 72,743.00 | 12 | \$6,062 |
| INTENSIVE ACTIVE TREATMENT/THERAPY | O | \$ 613,085.56 | 141 | \$4,348 | O | \$ 703,466.04 | 267 | \$2,635 |
| MEALS | O | \$ 4,454,096.95 | 977 | \$4,559 | O | \$ 2,765.28 | 1 | \$2,765 |
| RESIDENTIAL HABILITATION | O | \$ 86,942,775.67 | 1,148 | \$75,734 | O | \$ 15,488,645.95 | 552 | \$28,059 |
| RESIDENTIAL SUPPORTED LIVING | O | \$ 47,710,803.33 | 1,308 | \$36,476 | O | \$ - | - | \$0 |
| RESPIRE CARE | O | \$ 12,222,623.26 | 1,554 | \$7,865 | O | \$ 3,027,175.60 | 543 | \$5,575 |
| SPECIALIZED EQUIPMENT AND SUPPLIES | O | \$ 618,094.72 | 1,136 | \$544 | O | \$ 19,525.97 | 17 | \$1,149 |
| SPECIALIZED PRIVATE DUTY NURSING | O | \$ 1,077,376.65 | 11 | \$97,943 | O | \$ - | - | \$0 |
| SUPPORTED EMPLOYMENT | O | \$ 7,013,298.92 | 418 | \$16,778 | O | \$ 134,890.78 | 10 | \$13,489 |
| TRANSPORTATION | O | \$ 6,546,502.60 | 1,787 | \$3,663 | O | \$ 29,602.34 | 13 | \$2,277 |
| ALL Waiver Services ** | O | \$220,433,052 | 5,000 | \$44,087 | O | \$31,650,793 | 1,337 | \$23,673 |
| Medicaid Optional Services, excluding Waivers | | | | | | | | |
| Adults (21 or older) | | | | | | | | |
| ACCOMMODATION SERVICES | O | \$ 6,608,178 | 6,075 | 1,088 | | | | |
| CARE COORDINATION | O | \$ 228 | 1 | 228 | | | | |
| CASE MANGEMENT SERVICES | O | \$ 46,458 | 57 | 815 | | | | |
| CHIROPRACTIC SERVICES | O | \$ 40,678 | 375 | 108 | | | | |
| DENTAL SERVICES | O | \$ 21,816,257 | 19,183 | 1,137 | | | | |
| Durable Medical Equipment/DME SERVICES | O | \$ 5,088,173 | 6,877 | 740 | | | | |
| DRUG ABUSE CENTER | O | \$ 3,387,701 | 807 | 4,198 | | | | |
| End Stage Renal Disease/ESRD SERVICES | O | \$ 2,987,815 | 304 | 9,828 | | | | |
| HEARING SERVICES | O | \$ 1,723,467 | 1,455 | 1,185 | | | | |
| HOSPICE CARE | O | \$ 351,637 | 48 | 7,326 | | | | |
| Intermediate Care Facility/Mental Retardation/ ICF/MR SERVICES | O | \$ 1,582,073 | 8 | 197,759 | | | | |
| INPATIENT PSYCHIATRIC SERVICES | O | \$ 332,686 | 159 | 2,092 | | | | |
| MEDICAL SUPPLIES SERVICES | O | \$ 7,547,539 | 7,473 | 1,010 | | | | |
| MENTAL HEALTH SERVICES | O | \$ 25,856,093 | 5,838 | 4,429 | | | | |
| NUTRITION SERVICES | O | \$ 10,176 | 163 | 62 | | | | |
| OCCUPATIONAL THERAPY | O | \$ 115,945 | 135 | 859 | | | | |
| PERSONAL CARE SERVICES | O | \$ 123,004,302 | 5,250 | 23,429 | | | | |
| PODIATRY | O | \$ 81,479 | 963 | 85 | | | | |
| PRESCRIBED DRUGS | O | \$ 43,338,211 | 31,397 | 1,380 | | | | |
| PRIVATE DUTY NURSING | O | \$ (550) | 1 | (550) | | | | |
| PROSTHETICS AND ORTHOTICS | O | \$ 781,620 | 505 | 1,548 | | | | |
| PSYCHOLOGY SERVICES | O | \$ 474,611 | 540 | 879 | | | | |
| REHABILITATIVE SERVICES | O | \$ 2,084,746 | 1,816 | 1,148 | | | | |
| RESIDENTIAL HABILITATION | O | | | | | | | |
| RESPIRE CARE | O | | | | | | | |
| VISION SERVICES | O | \$ 2,901,844 | 14,809 | 196 | | | | |
| Optional Services (excluding waivers) ** | O | \$250,161,366 | 42,433 | \$5,895 | | | | |

Total Optional Services (Children Waiver, Adult Waiver, and Non-Waiver) **\$502,245,211**

** (net total payments, unduplicated annual recipients, and average annual cost per client)

MMIS coding for categories of service approximates the types of required and optional services offered under Alaska Medicaid.

Most clients use both required and optional services over the course of a year.

The cost per client for combined Medicaid services was calculated as net claim payments/unduplicated annual recipients.

FY14 MMIS Medicaid Claim Activity

| MMIS Category of Service | Medicaid Waiver Services Only | | | | | | | |
|--|-------------------------------|-----------------------|---------------|-----------------|-------------------------|------------------------|----------------|-----------------|
| | Adults (21 or older) | | | | Children (under age 21) | | | |
| | Mandatory / Optional | Net Claim Payments | Recipients | Cost per Client | Mandatory / Optional | Net Claim Payments *** | Recipients *** | Cost per Client |
| ADULT DAY CARE | O | \$ 3,384,434 | 432 | \$ 7,834 | O | \$ - | - | \$ - |
| CARE COORDINATION | O | \$ 9,694,948 | 4,443 | \$ 2,182 | O | \$ 1,607,908 | 861 | \$ 1,867 |
| CHORE SERVICES | O | \$ 4,603,549 | 698 | \$ 6,595 | O | \$ 2,038 | 1 | \$ 2,038 |
| DAY HABILITATION | O | \$ 25,980,195 | 1,329 | \$ 19,549 | O | \$ 5,346,845 | 448 | \$ 11,935 |
| ENVIRONMENTAL MODIFICATIONS | O | \$ 492,428 | 105 | \$ 4,690 | O | \$ 93,075 | 11 | \$ 8,461 |
| INTENSIVE ACTIVE TREATMENT/THERAPY | O | \$ 376,949 | 152 | \$ 2,480 | O | \$ 679,917 | 222 | \$ 3,063 |
| MEALS | O | \$ 3,567,421 | 798 | \$ 4,470 | O | \$ - | - | \$ - |
| PROFESSIONAL CI | O | \$ 26,663 | 12 | \$ 2,222 | O | \$ 7,923 | 5 | \$ 1,585 |
| RESIDENTIAL HABILITATION | O | \$ 85,307,946 | 1,271 | \$ 67,119 | O | \$ 9,418,754 | 426 | \$ 22,110 |
| RESIDENTIAL SUPPORTED LIVING | O | \$ 40,431,077 | 1,182 | \$ 34,206 | O | \$ - | - | \$ - |
| RESPIRE CARE | O | \$ 9,551,682 | 1,495 | \$ 6,389 | O | \$ 1,875,264 | 398 | \$ 4,712 |
| SPECIALIZED EQUIPMENT AND SUPPLIES | O | \$ 282,228 | 809 | \$ 349 | O | \$ 970 | 4 | \$ 243 |
| SPECIALIZED PRIVATE DUTY NURSING | O | \$ 991,529 | 9 | \$ 110,170 | O | \$ - | - | \$ - |
| SUPPORTED EMPLOYMENT | O | \$ 4,846,148 | 428 | \$ 11,323 | O | \$ - | - | \$ - |
| TRANSPORTATION | O | \$ 3,173,765 | 1,494 | \$ 2,124 | O | \$ 16,687 | 5 | \$ 4,476 |
| ALL Waiver Services ** | O | \$192,710,963 | 4,709 | \$40,924 | O | \$19,049,380 | 898 | \$21,213 |
| Medicaid Optional Services, excluding Waivers | | | | | | | | |
| Adults (21 or older) | | | | | | | | |
| ACCOMMODATION SERVICES | O | \$ 4,899,404 | 5,870 | \$ 835 | | | | |
| CARE COORDINATION | O | \$ - | - | \$ - | | | | |
| CASE MANGEMENT SERVICES | O | \$ 183,513 | 164 | \$ 1,119 | | | | |
| CHIROPRACTIC SERVICES | O | \$ 90,561 | 580 | \$ 156 | | | | |
| DENTAL SERVICES | O | \$ 21,994,901 | 19,628 | \$ 1,121 | | | | |
| Durable Medical Equipment/DME SERVICES | O | \$ 2,999,914 | 6,077 | \$ 494 | | | | |
| DRUG ABUSE CENTER | O | \$ 2,934,857 | 570 | \$ 5,149 | | | | |
| End Stage Renal Disease/ESRD SERVICES | O | \$ 3,303,456 | 289 | \$ 11,431 | | | | |
| HEARING SERVICES | O | \$ 1,210,815 | 1,422 | \$ 851 | | | | |
| HOSPICE CARE | O | \$ 140,856 | 22 | \$ 6,403 | | | | |
| Intermediate Care Facility/Mental Retardation/ ICF/MR SERVICES | O | \$ 1,606,003 | 11 | \$ 146,000 | | | | |
| INPATIENT PSYCHIATRIC SERVICES | O | \$ 145,435 | 51 | \$ 2,852 | | | | |
| MEDICAL SUPPLIES SERVICES | O | \$ 6,183,557 | 5,975 | \$ 1,035 | | | | |
| MENTAL HEALTH SERVICES | O | \$ 32,056,497 | 6,142 | \$ 5,219 | | | | |
| NUTRITION SERVICES | O | \$ 12,509 | 160 | \$ 78 | | | | |
| OCCUPATIONAL THERAPY | O | \$ 229,995 | 219 | \$ 1,050 | | | | |
| PERSONAL CARE SERVICES | O | \$ 94,684,489 | 4,895 | \$ 19,343 | | | | |
| PODIATRY | O | \$ 81,421 | 890 | \$ 91 | | | | |
| PRESCRIBED DRUGS | O | \$ 44,005,476 | 43,848 | \$ 1,004 | | | | |
| PRIVATE DUTY NURSING | O | \$ 136,628 | 1 | \$ 136,628 | | | | |
| PROSTHETICS AND ORTHOTICS | O | \$ 399,951 | 421 | \$ 950 | | | | |
| PSYCHOLOGY SERVICES | O | \$ 508,118 | 467 | \$ 1,088 | | | | |
| REHABILITATIVE SERVICES | O | \$ 2,112,895 | 2,443 | \$ 865 | | | | |
| RESIDENTIAL HABILITATION | O | \$ - | - | \$ - | | | | |
| RESPIRE CARE | O | \$ - | - | \$ - | | | | |
| VISION SERVICES | O | \$ 2,582,438 | 15,020 | \$ 172 | | | | |
| Optional Services (excluding waivers) ** | O | \$ 222,503,688 | 38,002 | \$ 5,855 | | | | |

Total Optional Services (Children Waiver, Adult Waiver, and Non-Waiver) \$ 434,264,031

** (net total payments, unduplicated annual recipients, and average annual cost per client)

MMIS coding for categories of service approximates the types of required and optional services offered under Alaska Medicaid.

Most clients use both required and optional services over the course of a year. The cost per client for combined Medicaid services was calculated as net claim payments/unduplicated annual recipients.

These MMIS COGNOS data reflect a large amount of back log claims for SFY2014, since this report and the Mandatory VS Optional Report is based on number recipients and claims paid, the dollar amounts spent and number of recipients in SFY2014 will be lower than SFY2013. As back logged claims are processed, number of recipients and dollar amounts spent will increase.

HOUSE COMMITTEE REPORT

(11)

Date Referred to Committee: March 20, 2015

FURTHER REFERRALS:

Date of Committee Action: 04.13.15

The FINANCE Committee considered:

HB 155

HOUSE BILL NO. 155

"An Act relating to fees charged by the commercial fisheries entry commission; repealing an exploration incentive credit; amending the calculation of adjusted gross income for purposes of the tax on gambling activities aboard large passenger vessels; repealing the amount that may be deducted from the motor fuel tax to cover the expense of accounting and filing for the monthly tax return; repealing a provision allowing an investigation expense under the Alaska Small Loans Act to be in place of a fee required under the Alaska Business License Act; repealing the amount that may be deducted from the tobacco excise tax to cover the expense of accounting and filing for the monthly tax return; repealing the discount on cigarette tax stamps provided as compensation for affixing the stamps to packages; repealing the amount that may be deducted from a tire fee remittance to cover the expense of accounting and filing for the quarterly fee return; and providing for an effective date."

HB 155-FEES; WAIVERS; CREDITS; DEDUCTIONS; TAXES

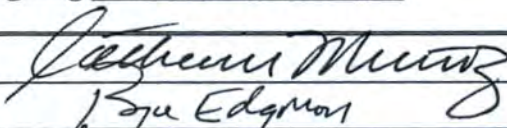
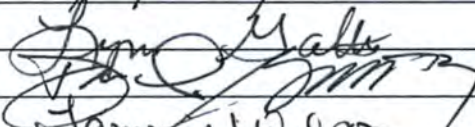


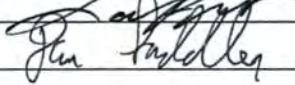

Recommends it be replaced with HCS or CS for HB 155 (FIN)
 For Senate Bills with new title: Technical Title New Title: HCR _____ Same Title New Title

- attach amendments
- add new referral to _____ Committee
- Letter of Intent _____ Committee

- List of Abbrev for Depts.:
- ADM
 - AJS
 - CED
 - COR
 - EED
 - DEC
 - DFG
 - GOV
 - DHS
 - LWF
 - LAW
 - LEG
 - MVA
 - DNR
 - DPS
 - REV
 - DOT
 - UA

| <u>NEW FISCAL NOTES</u> | | | | |
|--|------------------|--------|--------|------|
| *FN# is assigned by Chief Clerk's Office | | | | |
| *FN# | List by Dept(s): | Fiscal | Indet. | Zero |
| | DOR | | | x |
| | | | | |
| | | | | |
| | | | | |
| | | | | |
| | | | | |
| | | | | |
| | | | | |
| | | | | |
| | | | | |
| | | | | |
| | | | | |
| | | | | |
| | | | | |
| | | | | |

| <u>PREVIOUS FISCAL NOTES</u> | | | | |
|------------------------------|------------------|--------|--------|------|
| FN# | List by Dept(s): | Fiscal | Indet. | Zero |
| | | | | |
| | | | | |
| | | | | |
| | | | | |
| | | | | |
| | | | | |
| | | | | |
| | | | | |
| | | | | |
| | | | | |
| | | | | |
| | | | | |
| | | | | |
| | | | | |
| | | | | |
| | | | | |

| <u>Signing with recommendations</u> | Printed Last Name | DP | DNP | NR | AM |
|--|-------------------|----|-----|----|----|
|  | Murray | | | ✓ | |
| Boya Edgman | Edgman | ✓ | | | |
|  | Gattis | ✓ | | | |
|  | Wilson | ✓ | | | |
|  | Pruitt | ✓ | | | |
|  | SADDLER | x | | | |
| Chair:  | Thompson | ✓ | | | |
| Chair: | | | | | |

Fiscal Note

State of Alaska
2015 Legislative Session

Bill Version: HB 155
Fiscal Note Number: _____
() Publish Date: _____

Identifier: HB155-HFIN/DOR-TAX-04-09-15
Title: FEES; WAIVERS; CREDITS;
DEDUCTIONS; TAXES
Sponsor: THOMPSON
Requester: (H) Finance

Department: Department of Revenue
Appropriation: Taxation and Treasury
Allocation: Tax Division
OMB Component Number: 2476

Expenditures/Revenues

Note: Amounts do not include inflation unless otherwise noted below. (Thousands of Dollars)

| | FY2016 Appropriation Requested | Included in Governor's FY2016 Request | Out-Year Cost Estimates | | | | |
|-------------------------------|--------------------------------------|--|-------------------------|------------|------------|------------|------------|
| | | | FY 2017 | FY 2018 | FY 2019 | FY 2020 | FY 2021 |
| OPERATING EXPENDITURES | FY 2016 | FY 2016 | | | | | |
| Personal Services | | | | | | | |
| Travel | | | | | | | |
| Services | | | | | | | |
| Commodities | | | | | | | |
| Capital Outlay | | | | | | | |
| Grants & Benefits | | | | | | | |
| Miscellaneous | | | | | | | |
| Total Operating | 0.0 | 0.0 | 0.0 | 0.0 | 0.0 | 0.0 | 0.0 |

Fund Source (Operating Only)

| | | | | | | | |
|--------------|------------|------------|------------|------------|------------|------------|------------|
| None | | | | | | | |
| Total | 0.0 | 0.0 | 0.0 | 0.0 | 0.0 | 0.0 | 0.0 |

Positions

| | | | | | | | |
|-----------|--|--|--|--|--|--|--|
| Full-time | | | | | | | |
| Part-time | | | | | | | |
| Temporary | | | | | | | |

| | | | | | | | |
|---------------------------|-----|--|-----|-----|-----|-----|-----|
| Change in Revenues | *** | | *** | *** | *** | *** | *** |
|---------------------------|-----|--|-----|-----|-----|-----|-----|

Estimated SUPPLEMENTAL (FY2015) cost: 0.0 *(separate supplemental appropriation required)*
(discuss reasons and fund source(s) in analysis section)

Estimated CAPITAL (FY2016) cost: 0.0 *(separate capital appropriation required)*
(discuss reasons and fund source(s) in analysis section)

ASSOCIATED REGULATIONS

Does the bill direct, or will the bill result in, regulation changes adopted by your agency? **Yes**
If yes, by what date are the regulations to be adopted, amended or repealed? **12/31/15**

Why this fiscal note differs from previous version:

The House Finance Committee removed the \$50.0 one-time funding requested in the original fiscal note for updating tax forms.

Prepared By: Representative Neuman Phone: (907)465-2679
House Finance Committee Date: 04/09/2015
Representative Thompson
House Finance Committee

Analysis**Bill Overview and Revenue Impact**

This bill would make changes to several indirect expenditures in the State of Alaska across multiple departments. The revenue impact of this bill is indeterminate because the Department of Revenue does not collect information needed to estimate the impact of one of the provisions of the bill. However for the provisions we can estimate, this bill is estimated to increase revenue by approximately \$450,000 in FY 2016 increasing to \$458,000 in FY 2021, based on the Fall 2014 revenue forecast. Following are the specific changes that would impact the Tax Division, and their estimated revenue impacts based on the Fall 2014 revenue forecast:

1. Repeals the deduction for accounting and filing expenses for the Tobacco Products Tax under AS 43.50.330(b). This deduction is four-tenths of one percent of the tax due. The revenue impact of this deduction was \$50,056 in FY 2013, and is estimated to be \$57,000 in FY 2016 rising to \$77,000 in FY 2021 based on the forecasted increase in tobacco products wholesale value.
2. Repeals deduction for expenses of affixing stamps to packs for the Cigarette Tax under AS 43.50.540(c). This deduction allows for a discount of 3% of the first \$1,000,000 and 2% of the second \$1,000,000 in tax stamps purchased, up to a maximum deduction of \$50,000 per taxpayer. The revenue impact of this deduction was \$313,192 in FY 2013, and is estimated to be \$263,000 in FY 2016, falling to \$251,000 in FY 2021 based on declines in cigarette consumption.
3. Repeals the timely filing discount for the Motor Fuel Tax under AS 43.40.010(c). This discount provides an allowance of 1% of the tax due, up to \$100 per month. The revenue impact of this discount was \$66,738 in FY 2013 and is estimated to be between \$60,000 and \$70,000 yearly from FY 2016 though FY 2021 (for purposes of the total revenue impact above we used the midpoint of \$65,000).
4. Repeals the deduction for federal taxes paid for the Large Passenger Vessel Gambling Tax under AS 43.35.210. This deduction allows federal taxes to be deducted in arriving at "adjusted gross income" for purposes of calculating the tax liability. The fiscal impact of this provision is indeterminate because the Department of Revenue does not collect this information. This bill would also make several changes to indirect expenditures administered by other Departments. We do not include these other provisions in our fiscal note.

Regulations

The department anticipates that it will need to repeal, amend, and adopt regulations for the tax types impacted by repealed credits and deductions. Regulations should be effective by December 31, 2015.

CS FOR HOUSE BILL NO. 155(FIN)

IN THE LEGISLATURE OF THE STATE OF ALASKA

TWENTY-NINTH LEGISLATURE - FIRST SESSION

BY THE HOUSE FINANCE COMMITTEE

Offered:

Referred:

Sponsor(s): REPRESENTATIVES THOMPSON, Wilson

A BILL

FOR AN ACT ENTITLED

1 "An Act repealing an exploration incentive credit; amending the calculation of adjusted
2 gross income for purposes of the tax on gambling activities aboard large passenger
3 vessels; repealing the amount that may be deducted from the motor fuel tax to cover the
4 expense of accounting and filing for the monthly tax return; repealing a provision
5 allowing an investigation expense under the Alaska Small Loans Act to be in place of a
6 fee required under the Alaska Business License Act; repealing the amount that may be
7 deducted from the tobacco excise tax to cover the expense of accounting and filing for
8 the monthly tax return; repealing the discount on cigarette tax stamps provided as
9 compensation for affixing the stamps to packages; and providing for an effective date."

10 **BE IT ENACTED BY THE LEGISLATURE OF THE STATE OF ALASKA:**

11 * **Section 1.** AS 41.09.010(a) is amended to read:

12 (a) **The** [UNDER AN INCENTIVE PROGRAM DISTINCT FROM THE

1 EXPLORATION INCENTIVE CREDIT AUTHORIZED BY AS 38.05.180(i), THE]
 2 commissioner may extend to a qualified applicant an exploration incentive credit for
 3 each of the following activities performed on land in the state, regardless of whether
 4 the land is state-owned land:

5 (1) geophysical work [ON LAND THAT IS NOT SUBJECT TO A
 6 CREDIT UNDER AS 38.05.180(i)];

7 (2) drilling a stratigraphic test well; and

8 (3) drilling an exploratory well.

9 * **Sec. 2.** AS 41.09.010(b) is amended to read:

10 (b) An exploration incentive credit extended under (a) of this section may be
 11 applied against

12 (1) [A PAYMENT OR OBLIGATION AGAINST WHICH A
 13 CREDIT AUTHORIZED BY AS 38.05.180(i) MAY BE CLAIMED;

14 (2)] taxes payable under AS 43.20; and

15 (2) [(3)] oil and gas bonus payments due the state under
 16 AS 38.05.180(f).

17 * **Sec. 3.** AS 43.20.043(g) is amended to read:

18 (g) A taxpayer that obtains a credit for a qualified capital investment or cost
 19 incurred for qualified services under this section may not also claim a tax credit or
 20 royalty modification for the same qualified capital investment or cost incurred for
 21 qualified services under [AS 38.05.180(i),] AS 41.09.010, AS 43.55.023, or
 22 43.55.025. However, a taxpayer may elect not to obtain a credit under this section in
 23 order to qualify for a credit provided under [AS 38.05.180(i),] AS 41.09.010,
 24 AS 43.55.023, or 43.55.025.

25 * **Sec. 4.** AS 43.35.210 is amended to read:

26 **Sec. 43.35.210. Tax on gambling activities.** There is imposed on the operator
 27 of gaming or gambling activities aboard large passenger vessels in the state a tax of 33
 28 percent of the adjusted gross income from those activities. "Adjusted gross income"
 29 means gross income less prizes awarded and [FEDERAL AND] municipal taxes paid
 30 or owed on the income. The tax shall be collected and is due and payable to the
 31 Department of Revenue in the manner and at the times required by the Department of

1 Revenue.

2 * **Sec. 5.** AS 43.40.010(c) is amended to read:

3 (c) Every dealer who sells or otherwise transfers motor fuel in the state shall
4 collect the tax at the time of sale, and remit the total tax collected during each calendar
5 month of each year to the department by the last day of each succeeding month. Every
6 user shall likewise remit the tax accrued on motor fuel actually used by the user during
7 each month. [IF THE MONTHLY TAX RETURN IS TIMELY FILED, ONE
8 PERCENT OF THE TOTAL MONTHLY TAX DUE, LIMITED TO A MAXIMUM
9 OF \$100, MAY BE DEDUCTED AND RETAINED TO COVER THE EXPENSE OF
10 ACCOUNTING AND FILING THE MONTHLY TAX RETURN.] At the time the
11 remittance is made, each dealer or user shall submit a statement to the department
12 showing all fuel which the dealer or user has distributed or used during the month.

13 * **Sec. 6.** AS 43.50.590(a) is amended to read:

14 (a) The department shall adopt procedures for a refund or credit to a licensee
15 in the amount of the denominated value [, LESS THE DISCOUNT GIVEN UNDER
16 AS 43.50.540,] for

17 (1) unused or damaged stamps;

18 (2) stamps affixed to cigarette packages that have become unfit for use
19 or sale, are destroyed, or are returned to the manufacturer for credit or replacement if
20 the licensee provides proof acceptable to the department that the cigarettes have not
21 been and will not be consumed in this state; or

22 (3) stamps affixed to cigarette packages that are sold or distributed
23 outside the state if the licensee provides proof acceptable to the department that the
24 cigarettes have not been and will not be consumed in this state and the licensee is
25 properly licensed in the jurisdictions outside the state where the sales or distributions
26 are made.

27 * **Sec. 7.** AS 43.55.011(m) is amended to read:

28 (m) Notwithstanding any contrary provision of [AS 38.05.180(i),]
29 AS 41.09.010, AS 43.55.024, or 43.55.025, the department shall provide by regulation
30 a method to ensure that, for a calendar year for which a producer's tax liability is
31 limited by (j), (k), or (o) of this section, tax credits based on a lease expenditure

1 incurred before January 1, 2011, that are otherwise available under [AS 38.05.180(i),]
2 AS 41.09.010, AS 43.55.024, or 43.55.025 and allocated to gas subject to the
3 limitations in (j), (k), and (o) of this section are accounted for as though the credits had
4 been applied first against a tax liability calculated without regard to the limitations
5 under (j), (k), and (o) of this section so as to reduce the tax liability to the maximum
6 amount provided for under (j) or (o) of this section for the production of gas or (k) of
7 this section for the production of oil. The regulation must provide for a reasonable
8 method to allocate tax credits to gas subject to (j) and (o) of this section. Only the
9 amount of a tax credit remaining after the accounting provided for under this
10 subsection may be used for a later calendar year, transferred to another person, or
11 applied against a tax levied on the production of oil or gas not subject to (j), (k), or (o)
12 of this section to the extent otherwise allowed.

13 * **Sec. 8.** AS 43.55.023(a) is amended to read:

14 (a) A producer or explorer may take a tax credit for a qualified capital
15 expenditure as follows:

16 (1) notwithstanding that a qualified capital expenditure may be a
17 deductible lease expenditure for purposes of calculating the production tax value of oil
18 and gas under AS 43.55.160(a), unless a credit for that expenditure is taken under
19 [AS 38.05.180(i),] AS 41.09.010, AS 43.20.043, or AS 43.55.025, a producer or
20 explorer that incurs a qualified capital expenditure may also elect to apply a tax credit
21 against a tax levied by AS 43.55.011(e) in the amount of 20 percent of that
22 expenditure;

23 (2) a producer or explorer may take a credit for a qualified capital
24 expenditure incurred in connection with geological or geophysical exploration or in
25 connection with an exploration well only if the producer or explorer

26 (A) agrees, in writing, to the applicable provisions of
27 AS 43.55.025(f)(2); and

28 (B) submits to the Department of Natural Resources all data
29 that would be required to be submitted under AS 43.55.025(f)(2);

30 (3) a credit for a qualified capital expenditure incurred to explore for,
31 develop, or produce oil or gas deposits located north of 68 degrees North latitude may

1 be taken only if the expenditure is incurred before January 1, 2014.

2 * **Sec. 9.** AS 43.55.023(l) is amended to read:

3 (l) A producer or explorer may apply for a tax credit for a well lease
4 expenditure incurred in the state south of 68 degrees North latitude after June 30,
5 2010, as follows:

6 (1) notwithstanding that a well lease expenditure incurred in the state
7 south of 68 degrees North latitude may be a deductible lease expenditure for purposes
8 of calculating the production tax value of oil and gas under AS 43.55.160(a), unless a
9 credit for that expenditure is taken under (a) of this section, [AS 38.05.180(i),]
10 AS 41.09.010, AS 43.20.043, or AS 43.55.025, a producer or explorer that incurs a
11 well lease expenditure in the state south of 68 degrees North latitude may elect to
12 apply a tax credit against a tax levied by AS 43.55.011(e) in the amount of 40 percent
13 of that expenditure; a tax credit under this paragraph may be applied for a single
14 calendar year;

15 (2) a producer or explorer may take a credit for a well lease
16 expenditure incurred in the state south of 68 degrees North latitude in connection with
17 geological or geophysical exploration or in connection with an exploration well only if
18 the producer or explorer

19 (A) agrees, in writing, to the applicable provisions of
20 AS 43.55.025(f)(2); and

21 (B) submits to the Department of Natural Resources all data
22 that would be required to be submitted under AS 43.55.025(f)(2).

23 * **Sec. 10.** AS 06.20.030(c); AS 38.05.180(i); AS 41.09.030; AS 43.50.330(b), 43.50.540(c),
24 and 43.50.540(h) are repealed.

25 * **Sec. 11.** The uncodified law of the State of Alaska is amended by adding a new section to
26 read:

27 **TRANSITION.** The repeal of AS 38.05.180(i) by sec. 10 of this Act does not prohibit
28 the Department of Natural Resources from issuing a credit for an expenditure incurred before
29 the effective date of sec. 10 of this Act. A credit issued under former AS 38.05.180(i) before
30 the effective date of sec. 10 of this Act may, during the period established by the
31 commissioner under former AS 38.05.180(i), be assigned or used to offset taxes imposed

- 1 under the provisions identified in former AS 38.05.180(i).
- 2 * **Sec. 12.** Section 4 of this Act takes effect January 1, 2016.
- 3 * **Sec. 13.** Except as provided in sec. 12 of this Act, this Act takes effect July 1, 2015.

ADOPTED 04-13-15

29-LS0715\N
Nauman
4/8/15

CS FOR HOUSE BILL NO. 155(FIN)

IN THE LEGISLATURE OF THE STATE OF ALASKA

TWENTY-NINTH LEGISLATURE - FIRST SESSION

BY THE HOUSE FINANCE COMMITTEE

Offered:

Referred:

Sponsor(s): REPRESENTATIVES THOMPSON, Wilson

A BILL

FOR AN ACT ENTITLED

1 "An Act repealing an exploration incentive credit; amending the calculation of adjusted
2 gross income for purposes of the tax on gambling activities aboard large passenger
3 vessels; repealing the amount that may be deducted from the motor fuel tax to cover the
4 expense of accounting and filing for the monthly tax return; repealing a provision
5 allowing an investigation expense under the Alaska Small Loans Act to be in place of a
6 fee required under the Alaska Business License Act; repealing the amount that may be
7 deducted from the tobacco excise tax to cover the expense of accounting and filing for
8 the monthly tax return; repealing the discount on cigarette tax stamps provided as
9 compensation for affixing the stamps to packages; and providing for an effective date."

10 **BE IT ENACTED BY THE LEGISLATURE OF THE STATE OF ALASKA:**

11 * **Section 1.** AS 41.09.010(a) is amended to read:

12 (a) **The** [UNDER AN INCENTIVE PROGRAM DISTINCT FROM THE

1 EXPLORATION INCENTIVE CREDIT AUTHORIZED BY AS 38.05.180(i), THE]
2 commissioner may extend to a qualified applicant an exploration incentive credit for
3 each of the following activities performed on land in the state, regardless of whether
4 the land is state-owned land:

5 (1) geophysical work [ON LAND THAT IS NOT SUBJECT TO A
6 CREDIT UNDER AS 38.05.180(i)];

7 (2) drilling a stratigraphic test well; and

8 (3) drilling an exploratory well.

9 * **Sec. 2.** AS 41.09.010(b) is amended to read:

10 (b) An exploration incentive credit extended under (a) of this section may be
11 applied against

12 (1) [A PAYMENT OR OBLIGATION AGAINST WHICH A
13 CREDIT AUTHORIZED BY AS 38.05.180(i) MAY BE CLAIMED;

14 (2)] taxes payable under AS 43.20; and

15 (2) [(3)] oil and gas bonus payments due the state under
16 AS 38.05.180(f).

17 * **Sec. 3.** AS 43.20.043(g) is amended to read:

18 (g) A taxpayer that obtains a credit for a qualified capital investment or cost
19 incurred for qualified services under this section may not also claim a tax credit or
20 royalty modification for the same qualified capital investment or cost incurred for
21 qualified services under [AS 38.05.180(i),] AS 41.09.010, AS 43.55.023, or
22 43.55.025. However, a taxpayer may elect not to obtain a credit under this section in
23 order to qualify for a credit provided under [AS 38.05.180(i),] AS 41.09.010,
24 AS 43.55.023, or 43.55.025.

25 * **Sec. 4.** AS 43.35.210 is amended to read:

26 **Sec. 43.35.210. Tax on gambling activities.** There is imposed on the operator
27 of gaming or gambling activities aboard large passenger vessels in the state a tax of 33
28 percent of the adjusted gross income from those activities. "Adjusted gross income"
29 means gross income less prizes awarded and [FEDERAL AND] municipal taxes paid
30 or owed on the income. The tax shall be collected and is due and payable to the
31 Department of Revenue in the manner and at the times required by the Department of

1 Revenue.

2 * **Sec. 5.** AS 43.40.010(c) is amended to read:

3 (c) Every dealer who sells or otherwise transfers motor fuel in the state shall
4 collect the tax at the time of sale, and remit the total tax collected during each calendar
5 month of each year to the department by the last day of each succeeding month. Every
6 user shall likewise remit the tax accrued on motor fuel actually used by the user during
7 each month. [IF THE MONTHLY TAX RETURN IS TIMELY FILED, ONE
8 PERCENT OF THE TOTAL MONTHLY TAX DUE, LIMITED TO A MAXIMUM
9 OF \$100, MAY BE DEDUCTED AND RETAINED TO COVER THE EXPENSE OF
10 ACCOUNTING AND FILING THE MONTHLY TAX RETURN.] At the time the
11 remittance is made, each dealer or user shall submit a statement to the department
12 showing all fuel which the dealer or user has distributed or used during the month.

13 * **Sec. 6.** AS 43.50.590(a) is amended to read:

14 (a) The department shall adopt procedures for a refund or credit to a licensee
15 in the amount of the denominated value [, LESS THE DISCOUNT GIVEN UNDER
16 AS 43.50.540,] for

17 (1) unused or damaged stamps;

18 (2) stamps affixed to cigarette packages that have become unfit for use
19 or sale, are destroyed, or are returned to the manufacturer for credit or replacement if
20 the licensee provides proof acceptable to the department that the cigarettes have not
21 been and will not be consumed in this state; or

22 (3) stamps affixed to cigarette packages that are sold or distributed
23 outside the state if the licensee provides proof acceptable to the department that the
24 cigarettes have not been and will not be consumed in this state and the licensee is
25 properly licensed in the jurisdictions outside the state where the sales or distributions
26 are made.

27 * **Sec. 7.** AS 43.55.011(m) is amended to read:

28 (m) Notwithstanding any contrary provision of [AS 38.05.180(i),]
29 AS 41.09.010, AS 43.55.024, or 43.55.025, the department shall provide by regulation
30 a method to ensure that, for a calendar year for which a producer's tax liability is
31 limited by (j), (k), or (o) of this section, tax credits based on a lease expenditure

1 incurred before January 1, 2011, that are otherwise available under [AS 38.05.180(i),]
2 AS 41.09.010, AS 43.55.024, or 43.55.025 and allocated to gas subject to the
3 limitations in (j), (k), and (o) of this section are accounted for as though the credits had
4 been applied first against a tax liability calculated without regard to the limitations
5 under (j), (k), and (o) of this section so as to reduce the tax liability to the maximum
6 amount provided for under (j) or (o) of this section for the production of gas or (k) of
7 this section for the production of oil. The regulation must provide for a reasonable
8 method to allocate tax credits to gas subject to (j) and (o) of this section. Only the
9 amount of a tax credit remaining after the accounting provided for under this
10 subsection may be used for a later calendar year, transferred to another person, or
11 applied against a tax levied on the production of oil or gas not subject to (j), (k), or (o)
12 of this section to the extent otherwise allowed.

13 * **Sec. 8.** AS 43.55.023(a) is amended to read:

14 (a) A producer or explorer may take a tax credit for a qualified capital
15 expenditure as follows:

16 (1) notwithstanding that a qualified capital expenditure may be a
17 deductible lease expenditure for purposes of calculating the production tax value of oil
18 and gas under AS 43.55.160(a), unless a credit for that expenditure is taken under
19 [AS 38.05.180(i),] AS 41.09.010, AS 43.20.043, or AS 43.55.025, a producer or
20 explorer that incurs a qualified capital expenditure may also elect to apply a tax credit
21 against a tax levied by AS 43.55.011(e) in the amount of 20 percent of that
22 expenditure;

23 (2) a producer or explorer may take a credit for a qualified capital
24 expenditure incurred in connection with geological or geophysical exploration or in
25 connection with an exploration well only if the producer or explorer

26 (A) agrees, in writing, to the applicable provisions of
27 AS 43.55.025(f)(2); and

28 (B) submits to the Department of Natural Resources all data
29 that would be required to be submitted under AS 43.55.025(f)(2);

30 (3) a credit for a qualified capital expenditure incurred to explore for,
31 develop, or produce oil or gas deposits located north of 68 degrees North latitude may

1 be taken only if the expenditure is incurred before January 1, 2014.

2 * **Sec. 9.** AS 43.55.023(l) is amended to read:

3 (l) A producer or explorer may apply for a tax credit for a well lease
4 expenditure incurred in the state south of 68 degrees North latitude after June 30,
5 2010, as follows:

6 (1) notwithstanding that a well lease expenditure incurred in the state
7 south of 68 degrees North latitude may be a deductible lease expenditure for purposes
8 of calculating the production tax value of oil and gas under AS 43.55.160(a), unless a
9 credit for that expenditure is taken under (a) of this section, [AS 38.05.180(i),]
10 AS 41.09.010, AS 43.20.043, or AS 43.55.025, a producer or explorer that incurs a
11 well lease expenditure in the state south of 68 degrees North latitude may elect to
12 apply a tax credit against a tax levied by AS 43.55.011(e) in the amount of 40 percent
13 of that expenditure; a tax credit under this paragraph may be applied for a single
14 calendar year;

15 (2) a producer or explorer may take a credit for a well lease
16 expenditure incurred in the state south of 68 degrees North latitude in connection with
17 geological or geophysical exploration or in connection with an exploration well only if
18 the producer or explorer

19 (A) agrees, in writing, to the applicable provisions of
20 AS 43.55.025(f)(2); and

21 (B) submits to the Department of Natural Resources all data
22 that would be required to be submitted under AS 43.55.025(f)(2).

23 * **Sec. 10.** AS 06.20.030(c); AS 38.05.180(i); AS 41.09.030; AS 43.50.330(b), 43.50.540(c),
24 and 43.50.540(h) are repealed.

25 * **Sec. 11.** The uncodified law of the State of Alaska is amended by adding a new section to
26 read:

27 **TRANSITION.** The repeal of AS 38.05.180(i) by sec. 10 of this Act does not prohibit
28 the Department of Natural Resources from issuing a credit for an expenditure incurred before
29 the effective date of sec. 10 of this Act. A credit issued under former AS 38.05.180(i) before
30 the effective date of sec. 10 of this Act may, during the period established by the
31 commissioner under former AS 38.05.180(i), be assigned or used to offset taxes imposed

1 under the provisions identified in former AS 38.05.180(i).

2 * **Sec. 12.** Section 4 of this Act takes effect January 1, 2016.

3 * **Sec. 13.** Except as provided in sec. 12 of this Act, this Act takes effect July 1, 2015.

ALASKA STATE LEGISLATURE

Session:

State Capitol Building

Room 511

Juneau, Alaska 99801-2186

Phone (907) 465-3004

Toll Free: (877) 465-3004



Interim:

1292 Sadler Way, Ste. 308

Fairbanks, Alaska 99701

Phone: (907) 452-1088

Toll Free: (877) 465-3004

REPRESENTATIVE STEVE THOMPSON

DISTRICT 2

House Bill 155

Fees; Waivers; Credits; Deductions; Taxes

House Bill 155 repeals the following indirect expenditures:

- Small Loan Company Business License Exemption
- Commercial Fisheries Entry Commission Reduced Permit Fees,
- Commercial Fisheries Entry Commission Reduced Application Fees
- Commercial Fisheries Entry Commission Reduced Expediting Fees
- Commercial Fisheries Entry Commission Reduced Transfer Fees
- Exploration Incentive Credit
- Tobacco Product Tax Deduction for Timely Filing
- Cigarette Tax Stamp Discount
- Tire Tax Discount for Timely Filing
- Motor Fuel Tax Timely Filing
- Large Passenger Vessel Gambling Tax Deduction

The indirect expenditures repealed in HB 155 were selected for repeal for one or more of the following reasons. The expenditures did not meet legislative intent, had limited benefit or usage, and were obsolete due to inactivity or replacement by electronic filing. By eliminating these kinds of indirect expenditures, the state can recoup revenue that had previously gone uncollected.

ALASKA STATE LEGISLATURE

Session:
State Capitol Building
Room 511
Juneau, Alaska 99801-2186
Phone (907) 465-3004
Toll Free: (877) 465-3004



Interim:
1292 Sadler Way, Ste. 308
Fairbanks, Alaska 99701
Phone: (907) 452-1088
Toll Free: (877) 465-3004

REPRESENTATIVE STEVE THOMPSON DISTRICT 2

Changes between HB155 29-LS0715\H & HB155 29-LS0715\N

- Title -** Title change removing indirect expenditures referenced in the bill
- Old Section 1 & 2 -** Sections deleted referencing Commercial Fisheries Entry Commission (CFEC) fee language.
- Section 1-9 -** Renumbered from Sections 3-11
- Section 10(Old section 12) -** Removed AS 16.43.160(d), AS 43.98.025(e), Statutes referencing indirect expenditures related to the CFEC and the tire fee.
- (Old Section 13) -** Deleted section referencing regulations related to CFED indirect expenditures.
- Section 11 -** Transition language reflects renumbered sections and removed transition language that referenced CFEC indirect expenditures.
- Section 12-13** Renumbered from Sections 15-16, section language reflects renumbered sections

ALASKA STATE LEGISLATURE

Session:

State Capitol Building
Room 511
Juneau, Alaska 99801-2186
Phone (907) 465-3004
Toll Free: (877) 465-3004



Interim:

1292 Sadler Way, Ste. 308
Fairbanks, Alaska 99701
Phone: (907) 452-1088
Toll Free: (877) 465-3004

REPRESENTATIVE STEVE THOMPSON DISTRICT 3

House Bill 155

Fees; Waivers; Credits; Deductions; Taxes

In the 28th Legislature, legislation was passed that defined Indirect Expenditure as foregone revenue. The legislation set forth a requirement that certain reports identify potential loss of foregone revenue.

This 29th Legislative session, Legislative Finance Indirect Expenditure Report identified certain credits, fees, discounts, and deductions that should be terminated for various issues. House Bill 155 (HB 155) repeals those indirect expenditures with an estimated increase of revenue by approximately \$450,000.

House Bill 155 repeals the following indirect expenditures:

- Small Loan Company Business License Exemption
- Commercial Fisheries Entry Commission Reduced Permit Fees,
- Commercial Fisheries Entry Commission Reduced Application Fees
- Commercial Fisheries Entry Commission Reduced Expediting Fees
- Commercial Fisheries Entry Commission Reduced Transfer Fees
- Exploration Incentive Credit
- Tobacco Product Tax Deduction for Timely Filing
- Cigarette Tax Stamp Discount
- Tire Tax Discount for Timely Filing
- Motor Fuel Tax Timely Filing
- Large Passenger Vessel Gambling Tax Deduction

The indirect expenditures repealed in HB 155 were selected for repeal for one or more of the following reasons. The expenditures did not meet legislative intent, had limited benefit or usage, and were obsolete due to inactivity or replacement by electronic filing. By eliminating these kinds of indirect expenditures, the state can recoup revenue that had previously gone uncollected.

LEGAL SERVICES

DIVISION OF LEGAL AND RESEARCH SERVICES
LEGISLATIVE AFFAIRS AGENCY
STATE OF ALASKA

(907) 465-3867 or 465-2450
FAX (907) 465-2029
Mail Stop 3101


State Capitol
Juneau, Alaska 99801-1182
Deliveries to: 129 6th St., Rm. 329

MEMORANDUM

March 31, 2015

SUBJECT: Sectional Summary of HB 155 (Work Order No. 29-LS0715\H)

TO: Representative Steve Thompson
Attn: Brodie Anderson

FROM: Emily Nauman 
Legislative Counsel

You have requested a sectional summary of the above-described bill.

As a preliminary matter, note that a sectional summary of a bill should not be considered an authoritative interpretation of the bill and the bill itself is the best statement of its contents. If you would like an interpretation of the bill as it may apply to a particular set of circumstances, please advise.

Section 1 adds a new section to AS 16.43.100, relating to the general duties and powers of the Alaska Commercial Fisheries Entry Commission (commission), requiring the commission to charge, and requiring each person subject to a fee under that section to pay, the same fee for the same service.

Section 2 amends AS 16.43.160(a), relating to annual fees for the issuance and renewal of entry permits or interim-use permits, to require the commission to make each person who must pay a fee under that section pay the same fee, with the exception of the nonresident surcharge established under AS 16.43.160(c).

Section 3 removes references to AS 38.05.180(i) from AS 41.09.010(a) to conform to the repeal of AS 38.05.180(i) by sec. 12 of the Act.

Section 4 removes a reference to AS 38.05.180(i) from AS 41.09.010(b) to conform to the repeal of AS 38.05.180(i) by sec. 12 of the Act.

Section 5 removes references to AS 38.05.180(i) from AS 43.20.043(g) to conform to the repeal of AS 38.05.180(i) by sec. 12 of the Act.

Section 6 amends AS 43.55.210 to disallow a deduction for federal taxes for the purposes of calculating the state tax on gambling activities aboard large passenger vessels.

Section 7 amends AS 43.40.010(c) by removing language allowing a motor fuel dealer to retain a portion of the motor fuel tax due, up to \$100, to cover the expense of filing the monthly motor fuel tax return.

Representative Steve Thompson

March 26, 2015

Page 2

Section 8 removes references to AS 43.50.540 from AS 43.50.590(a) to conform to the repeal of AS 43.50.540(c) by sec. 12 of the Act.

Section 9 removes references to AS 38.05.180(i) from AS 43.55.011(m) to conform to the repeal of AS 38.05.180(i) by sec. 12 of the Act.

Section 10 removes a reference to AS 38.05.180(i) from AS 43.55.023(a) to conform to the repeal of AS 38.05.180(i) by sec. 12 of the Act.

Section 11 removes a reference to AS 38.05.180(i) from AS 43.55.023(l) to conform to the repeal of AS 38.05.180(i) by sec. 12 of the Act.

Section 12 repeals AS 06.20.030(c) (stating that payment of the small loans licensing fee waives the Alaska business license fee), AS 16.43.160(d) (establishing a reduced annual fee for the issuance and renewal of commercial fisheries entry permits or interim-use permits for applicants eligible for the food stamp program), AS 38.05.180(i) (exploration incentive credit), AS 41.09.030 (relating to the relationship between AS 41.09 and AS 38.05.180(i), conforming to the repeal of AS 38.05.180(i)), AS 43.50.330(b) (allowing a deduction from the tobacco excise tax to cover the expense of filing the monthly return), AS 43.50.540(c) (discount for affixing cigarette stamps to packages), AS 43.50.540(h) (providing a definition for purposes of the cigarette stamp discount, conforming to the repeal of AS 43.50.540(c)), and AS 43.98.025(e) (allowing a tire seller to retain a portion of the tire fees due, up to \$900, to cover the expense of filing the quarterly tire fee return).

Section 13 annuls regulations 20 AAC 05.250(b) (reduced commercial fisheries entry permit for applicants whose income falls below the poverty line), 20 AAC 05.425(e)(1) and (2) (waived processing fee for the expedited renewal or application of a commercial fisheries interim-use permit), 20 AAC 05.1910(h) (processing fee for permanent transfers and emergency transfers of commercial fishery interim-use and entry permits, reduced fee for applicants whose income fell below the poverty line).

Section 14 provides transition language related to the repeal of AS 38.05.180(i) and the annulment of 20 AAC 05.1910(h).

Section 15 gives sec. 6, related to the tax on gambling activities aboard large passenger vessels, a January 1, 2016, effective date.

Section 16 gives the bill, except as provided in sec. 15, a July 1, 2015, effective date.

ELN:lem:dla
15-239.dla

NFIB

The Voice of Small Business.®

ALASKA

March 25, 2015

The Honorable Steve Thompson
State Capitol Building
Juneau, Alaska 99801-1182

RE: House Bill 155

Dear Representative Thompson:

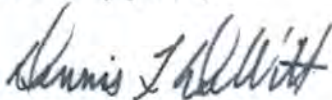
On behalf of the National Federation of Independent Business/Alaska, I wish to respectfully share our concern about several sections of House Bill 155. The National Federation of Independent Business is the largest small-business advocacy group in Alaska.

House Bill 155 eliminates several sections requiring state payment to small businesses that are collecting fees for the State of Alaska. There are, however, no reductions in the cost of a private business providing services to the government. In fact, we could find no repeals of sections where the State of Alaska charges entities for collecting fees another entity. The State continues to believe that collection of their fees and taxes by private entities without compensation is a legitimate public policy rather than an unfunded mandate pushed onto small businesses in Alaska.

We object to the notion offered by the Department of Revenue in its Indirect Expenditure Report, January 2015 that rather than payment for prompt remittance, there should simply be penalties for late filing. We are aware the electronic submission may have lessened the load for the government, but the requirements of data collection has not been lessened for the businesses. Simply put, a savings to government doesn't mean a savings to the business. Perhaps a reassessment of the forms required by the state may be a better start towards reducing costs for all parties.

Small businesses are being squeezed by many added costs. We don't believe added unfunded mandates will help their economic stability.

Sincerely yours,



Dennis L. DeWitt
Alaska State Director

Cc: NFIB/AK Leadership Council

Fish and Game

Applicable Program

Commercial Fisheries Entry Commission

Indirect Expenditure Name

Reduced application fee for low income nonresidents

Department of Revenue Submission per AS 43.05.095**(1) Description of Provision**

Reduces limited entry permit application fees (Fee reduced from \$100 to \$50 for qualifying individuals).

(2) Authorizing Statute Regulation or Other Authority

20 AAC 05.250(b); AS 16.43.100, AS 16.43.110

(3) Year Enacted

1987

(4) Sunset or Repeal Date

None

(5) Legislative Intent

To assist low-income permit holders.

(6) Public Purpose

Assist low-income fishermen in their ability to apply for a commercial limited entry permit.

(7) Estimated Revenue Impact

FY 2009 - \$0

FY 2010 - \$0

FY 2011 - \$0

FY 2012 - \$0

FY 2013 - \$0

(8) Cost to Administer**(9) Number of Beneficiaries**

There have been no new limitations between 2009 and 2013 so there have been no new applications for entry permits.

Legislative Finance Analysis per AS 24.20.235**(1) Estimate of Annual Revenue Foregone by the State**

\$0

(2) Estimate of Annual Benefit to Recipients

\$50

(3) Legislative Intent Met?

No

(4) Should it be Continued, Modified or Terminated?

Recommend termination based on low usage and small benefit.

Fish and Game

Applicable Program

Commercial Fisheries Entry Commission

Indirect Expenditure Name

Reduced permit fees (low income)

Department of Revenue Submission per AS 43.05.095**(1) Description of Provision**

Fishermen are charged an \$80 service fee for expediting their permits. CFEC provides for a waiver of this fee to qualified individuals with low income.

(2) Authorizing Statute Regulation or Other Authority

20 AAC 05.425 (e) (1); AS 16.43.100, AS 16.43.110, AS 16.43.220

(3) Year Enacted

2007

(4) Sunset or Repeal Date

None

(5) Legislative Intent

To assist low-income permit holders.

(6) Public Purpose

Assist low-income fishermen in their ability to immediately fish.

(7) Estimated Revenue Impact

FY 2009 - These discounts are not tracked by our licensing system.

FY 2010 - These discounts are not tracked by our licensing system.

FY 2011 - These discounts are not tracked by our licensing system.

FY 2012 - These discounts are not tracked by our licensing system.

FY 2013 - These discounts are not tracked by our licensing system.

(8) Cost to Administer**(9) Number of Beneficiaries**

Approximately 1-2 per year.

Legislative Finance Analysis per AS 24.20.235**(1) Estimate of Annual Revenue Foregone by the State**

\$160

Estimate based on 2 fishermen multiplied by \$80 service fee.

(2) Estimate of Annual Benefit to Recipients

\$80

(3) Legislative Intent Met?

Yes

(4) Should it be Continued, Modified or Terminated?

Recommend termination based on low usage and small benefit.

Fish and Game

Applicable Program

Commercial Fisheries Entry Commission

Indirect Expenditure Name

Reduced permit fees (low income)

Department of Revenue Submission per AS 43.05.095**(1) Description of Provision**

Provides for a discount of commercial fishing permit fees for fishermen in low income brackets.

(2) Authorizing Statute Regulation or Other Authority

20 AAC 05.245 (c)-(e);

AS 16.43.160 (d)

(3) Year Enacted

1975

(4) Sunset or Repeal Date

None

(5) Legislative Intent

To assist low-income permit holders.

(6) Public Purpose

Assist low-income fishermen in their ability to renew annual commercial fishing permits.

(7) Estimated Revenue Impact

FY 2009 - \$17,564

FY 2010 - \$19,731

FY 2011 - \$14,228

FY 2012 - \$20,883

FY 2013 - \$17,921

(8) Cost to Administer**(9) Number of Beneficiaries**

233 Individuals in 2013 paid reduced fees.

Legislative Finance Analysis per AS 24.20.235**(1) Estimate of Annual Revenue Foregone by the State**

\$17,921

(2) Estimate of Annual Benefit to Recipients

Average benefit of \$77.

Based on 233 individuals paying reduced fees and the revenue impact of \$17,921 in FY13. CFEC has a complex fee schedule; an average was used to summarize the benefit.

(3) Legislative Intent Met?

Yes

(4) Should it be Continued, Modified or Terminated?

Recommend review based on enactment date of 1975. The legislature may wish to review all Commercial Fisheries Entry Commission (CFEC) fees. Annual revenue collected typically exceeds the annual CFEC operating budget.

Fish and Game

Applicable Program

Commercial Fisheries Entry Commission

Indirect Expenditure Name

Permit fees waived (fishery closures)

Department of Revenue Submission per AS 43.05.095**(1) Description of Provision**

The permit transfer fee is reduced from \$50 to \$25 for qualified individuals with low income.

(2) Authorizing Statute Regulation or Other Authority

20 AAC 05.1910 (h); AS 16.43.100, AS 16.43.110

(3) Year Enacted

2002

(4) Sunset or Repeal Date

None

(5) Legislative Intent

To assist low-income permit holders.

(6) Public Purpose

Assist low-income fishermen with the fees associated with CFEC permit transfers.

(7) Estimated Revenue Impact

FY 2009 - These discounts are not tracked by our licensing system.

FY 2010 - These discounts are not tracked by our licensing system.

FY 2011 - These discounts are not tracked by our licensing system.

FY 2012 - These discounts are not tracked by our licensing system.

FY 2013 - These discounts are not tracked by our licensing system.

(8) Cost to Administer**(9) Number of Beneficiaries**

Approximately 2-3 per year.

Legislative Finance Analysis per AS 24.20.235**(1) Estimate of Annual Revenue Foregone by the State**

\$75

Estimate based on 3 fishermen multiplied by \$25 permit transfer fee.

(2) Estimate of Annual Benefit to Recipients

\$25

(3) Legislative Intent Met?

Yes

(4) Should it be Continued, Modified or Terminated?

Recommend termination based on low usage and small benefit.

Revenue

Applicable Program

Cigarette Tax

Indirect Expenditure Name

Tax stamp discount

Department of Revenue Submission per AS 43.05.095**(1) Description of Provision**

Gives a discount of up to \$50,000 as compensation for affixing stamps to packs of cigarettes.

(2) Authorizing Statute Regulation or Other Authority

AS 43.50.540 (c)

(3) Year Enacted

2003

(4) Sunset or Repeal Date

None

(5) Legislative Intent

To provide a discount to compensate taxpayers for the cost of affixing stamps to each pack.

(6) Public Purpose

To compensate taxpayers for the cost of affixing stamps to packs of cigarettes.

(7) Estimated Revenue Impact

FY 2009 - \$346,341

FY 2010 - \$322,403

FY 2011 - \$320,918

FY 2012 - \$307,838

FY 2013 - \$313,192

(8) Cost to Administer**(9) Number of Beneficiaries**

10-13

Legislative Finance Analysis per AS 24.20.235**(1) Estimate of Annual Revenue Foregone by the State**

\$313,192

(2) Estimate of Annual Benefit to Recipients

\$24,092

(3) Legislative Intent Met?

Yes

(4) Should it be Continued, Modified or Terminated?

Recommend termination. The cost of affixing stamps to packs of cigarettes should be considered a cost of selling cigarettes in Alaska.

Revenue

Applicable Program

Commercial Passenger Vessel Taxes

Indirect Expenditure Name

Large Passenger Vessel Gambling Tax
Deduction

Department of Revenue Submission per AS 43.05.095**(1) Description of Provision**

Allows a deduction of federal and municipal taxes paid from gambling gross income.

(2) Authorizing Statute Regulation or Other Authority

AS 43.35.210

(3) Year Enacted

2006

(4) Sunset or Repeal Date

None

(5) Legislative Intent

This provision was part of a ballot measure and therefore has no legislative history.

(6) Public Purpose

To prevent double taxation.

(7) Estimated Revenue Impact

FY 2009 - Unknown. There is no reporting requirement for federal and municipal taxes paid.

FY 2010 - Unknown. There is no reporting requirement for federal and municipal taxes paid.

FY 2011 - Unknown. There is no reporting requirement for federal and municipal taxes paid.

FY 2012 - Unknown. There is no reporting requirement for federal and municipal taxes paid.

FY 2013 - Unknown. There is no reporting requirement for federal and municipal taxes paid.

(8) Cost to Administer**(9) Number of Beneficiaries**

Unknown

Legislative Finance Analysis per AS 24.20.235**(1) Estimate of Annual Revenue Foregone by the State**

Indeterminate

(2) Estimate of Annual Benefit to Recipients

Indeterminate

(3) Legislative Intent Met?

Indeterminate - This was part of the initial ballot measure and not addressed in 2010 during the tax revision.

(4) Should it be Continued, Modified or Terminated?

Recommend termination. This provision allows federal tax liability to be deducted from state taxes. Typically, state taxes are deductible at the federal level.

Revenue

Applicable Program

Oil and Gas Production Tax, State Royalty

Indirect Expenditure Name

Exploration Incentive Credit

Department of Revenue Submission per AS 43.05.095**(1) Description of Provision**

A non-transferrable credit for the cost of drilling or seismic work performed under a limited time period established by the Commissioner of the Department of Natural Resources. Credit may be granted for up to 50% of the cost of drilling or seismic work, not to exceed 50% of the tax liability to which it is being applied. See also p. 58.

(2) Authorizing Statute Regulation or Other Authority

AS 38.05.180 (i)

(3) Year Enacted

1978

(4) Sunset or Repeal Date

None

(5) Legislative Intent

The Legislature intended the credit to encourage geophysical work on state lands, so the state can manage their lands more effectively.

(6) Public Purpose

To increase oil and gas exploration.

(7) Estimated Revenue Impact

FY 2009 - \$0

FY 2010 - \$0

FY 2011 - \$0

FY 2012 - \$0

FY 2013 - \$0

(8) Cost to Administer**(9) Number of Beneficiaries**

0. This credit has not been used in over a decade.

Legislative Finance Analysis per AS 24.20.235**(1) Estimate of Annual Revenue Foregone by the State**

\$0

(2) Estimate of Annual Benefit to Recipients

\$0

(3) Legislative Intent Met?

No--the credit has not been used in over a decade.

(4) Should it be Continued, Modified or Terminated?

Recommend termination. The credit appears obsolete and ineffective given that it hasn't been used in over a decade. The Alternative Credit for Exploration (AS 43.55.025 (a)(1-4)) appears to be a more attractive incentive.

Revenue

Applicable Program
Motor Fuel Tax

Indirect Expenditure Name
Timely filing discount

Department of Revenue Submission per AS 43.05.095

(1) Description of Provision

Gives a timely filing credit of 1% of the total monthly tax due to a maximum of \$100.

(2) Authorizing Statute Regulation or Other Authority

AS 43.40.010 (c)

(3) Year Enacted

1951, last amended 1997

(4) Sunset or Repeal Date

None

(5) Legislative Intent

To encourage timely filing of motor fuel tax returns and provide an allowance to cover the accounting expense of filing timely monthly tax returns.

(6) Public Purpose

To encourage timely filing of tax returns.

(7) Estimated Revenue Impact

FY 2009 - \$57,090

FY 2010 - \$56,375

FY 2011 - \$65,752

FY 2012 - \$65,636

FY 2013 - \$66,738

(8) Cost to Administer

(9) Number of Beneficiaries

81

Legislative Finance Analysis per AS 24.20.235

(1) Estimate of Annual Revenue Foregone by the State

\$66,738

(2) Estimate of Annual Benefit to Recipients

\$100

(3) Legislative Intent Met?

Yes

(4) Should it be Continued, Modified or Terminated?

Recommend termination. Instead of a break for timely filing, recommend a penalty for late filing. Other state tax payers do not receive a discount for timely tax filing.

Commerce, Community and Economic Development

Applicable Program

Banking

Indirect Expenditure Name

Small loan company exemption

Department of Revenue Submission per AS 43.05.095

(1) Description of Provision

Exempts licensed small loan companies from the requirement of a business license.

(2) Authorizing Statute Regulation or Other Authority

AS 06.20.030

(3) Year Enacted

1978

(4) Sunset or Repeal Date

N/A

(5) Legislative Intent

Alleviate regulatory burden by not requiring two licenses.

(6) Public Purpose

Reduce regulatory burden on small loan companies.

(7) Estimated Revenue Impact

FY 2009 - \$50

FY 2010 - \$50

FY 2011 - \$50

FY 2012 - \$50

FY 2013 - \$50

(8) Cost to Administer

N/A

(9) Number of Beneficiaries

One business.

Legislative Finance Analysis per AS 24.20.235

(1) Estimate of Annual Revenue Foregone by the State

\$50

(2) Estimate of Annual Benefit to Recipients

\$50

(3) Legislative Intent Met?

No -- the burden theoretically addressed does not appear to be significant.

(4) Should it be Continued, Modified or Terminated?

Recommend termination. This exemption appears to be obsolete/ineffective. One business is utilizing the exemption for a benefit of \$50.

Revenue

Applicable Program

Tire Fee

Indirect Expenditure Name

Timely filing credit

Department of Revenue Submission per AS 43.05.095**(1) Description of Provision**

Sellers that remit the fees collected to the department within 30 days after the last day of the preceding calendar quarter may retain five percent of the amount collected, not to exceed \$900 a quarter.

(2) Authorizing Statute Regulation or Other Authority

AS 43.98.025 (d)

(3) Year Enacted

2003

(4) Sunset or Repeal Date

None

(5) Legislative Intent

The discount was intended to encourage timely remittance of taxes and to cover the cost of collecting the fee and filing the return.

(6) Public Purpose

To encourage timely filing of tax returns.

(7) Estimated Revenue Impact

FY 2009 - \$77,712

FY 2010 - \$75,845

FY 2011 - \$74,985

FY 2012 - \$71,427

FY 2013 - \$65,684

(8) Cost to Administer**(9) Number of Beneficiaries**

Unknown

Legislative Finance Analysis per AS 24.20.235**(1) Estimate of Annual Revenue Foregone by the State**

\$65,684

(2) Estimate of Annual Benefit to Recipients

Indeterminate

(3) Legislative Intent Met?

Yes

(4) Should it be Continued, Modified or Terminated?

Recommend Termination. Instead of a break for timely filing, recommend a penalty for late filing. Other state tax payers do not receive a discount for timely tax filing.

Revenue

Applicable Program
Tobacco Products Tax

Indirect Expenditure Name
Commission

Department of Revenue Submission per AS 43.05.095

(1) Description of Provision

Gives a four-tenths of one percent deduction to cover the expense of accounting and filing the return for the tobacco tax.

(2) Authorizing Statute Regulation or Other Authority

AS 43.50.330 (b)

(3) Year Enacted

1988, amended 1997

(4) Sunset or Repeal Date

None

(5) Legislative Intent

The discount was intended to cover the cost of filing the return. The percentage was decreased in 1997 to reflect a higher tax rate than in the original statute.

(6) Public Purpose

To encourage timely filing of tax returns.

(7) Estimated Revenue Impact

FY 2009 - \$40,767

FY 2010 - \$41,500

FY 2011 - \$46,852

FY 2012 - \$48,182

FY 2013 - \$50,056

(8) Cost to Administer

(9) Number of Beneficiaries

26-35

Legislative Finance Analysis per AS 24.20.235

(1) Estimate of Annual Revenue Foregone by the State

\$50,056

(2) Estimate of Annual Benefit to Recipients

\$1,430 to \$1,925

(3) Legislative Intent Met?

Unclear

(4) Should it be Continued, Modified or Terminated?

Recommend termination. Other state tax payers do not receive a discount to cover the cost of filing taxes. Online tax filing provides an efficient and cost effective method - the rate reduction may be obsolete.