

01/26/15

**BUDGET OVERVIEW
FY 16:**

**DEPARTMENT OF
HEALTH & SOCIAL
SERVICES**

<TARGET><BILL></BILL><SUBJECT>01-26-15 BUDGET OVERVIEW
FY 16 DEPARTMENT OF HEALTH and SOCIAL
SERVICES</SUBJECT><COMM>HFIN29</COMM></TARGET>



THE STATE
of **ALASKA**
GOVERNOR BILL WALKER

Department of
Health and Social Services


FINANCE AND MANAGEMENT SERVICES
Juneau Office

P.O. Box 110650
Juneau, Alaska 99811-0650
Main: 907.465.3082
Fax: 907.465.2499

MEMORANDUM

DATE: February 6, 2015

TO: Representative Mark Neuman, Co-Chair
Representative Steve Thompson, Co-Chair
House Finance Standing Committee

FROM: Sana Efird, Assistant Commissioner 
Department of Health and Social Services

SUBJECT: Department of Health and Social Services House Finance Committee Budget
Presentation Follow-Up

On January 26, 2015 the Department of Health and Social Services (DHSS) received the following questions from you regarding Department's House Finance Committee presentation. The DHSS responses are as follows:

- ***Representative Neuman asked about the future of the Alaska Pioneer Homes, given the silver tsunami headed their way. Commissioner Davidson mentioned changes in the levels of care being analyzed. Please provide additional information on this.***

Growth Data

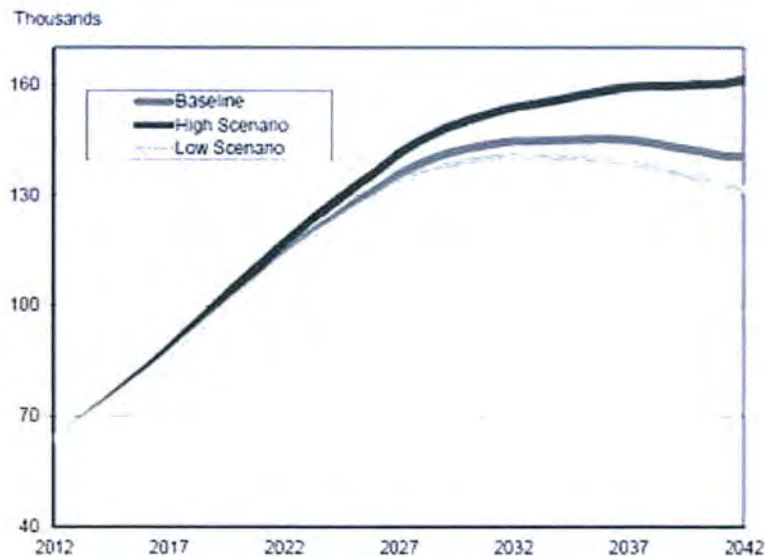
The Alaska Department of Labor and Workforce Development, Research and Analysis Section prepared a report entitled *Alaska Population Projections; 2012-2042*. The report includes a projection for the 65 and older population growth within Alaska; the chart accompanying this projection is below. The baseline model projects that the senior population will peak near 140,000 during 2037. Previously, Department of Labor and Workforce Development, Research and Analysis Section prepared a projection showing the probable geographic spread of the senior population across Alaska. That chart is also below for reference.

DHSS Response to Growth

Alaska Pioneer Homes is licensed to provide assisted living home services for 501 residents. During FY 2014 Alaska Pioneer Homes served a total of 604 (unduplicated) residents. To maintain the same percentage of Alaska Pioneer Home residents served to total senior population in Alaska at the projected peak of the senior population in 2037, Alaska Pioneer Homes would need to have the staffing and facilities available to serve a total of 1,126 (unduplicated) residents. With the current rate of resident turn over, to serve 1,126

(unduplicated) residents in 2037, Alaska Pioneer Homes estimates that 934 licensed beds would be needed within the division, or an additional 433 beds beyond current capacity. At this time, it is the intention of the Division of Alaska Pioneer Homes to continue to provide the highest level of care possible within the budget authority provided. The Division of Alaska Pioneer Homes recognizes that the senior population it serves is growing rapidly. The Division of Alaska Pioneer Homes will continue to increase efficiencies within its current budget authorization; however, no plans for expansion are currently underway.

Figure 1.18
Population Age 65+,
Alaska, 2012 to 2042



Source: Alaska Department of Labor and Workforce Development, Research and Analysis Section

Figure 2.7
Proportion Age 65 or More by Borough and Census Area, 2012



Sources: U.S. Census Bureau and Alaska Department of Labor and Workforce Development, Research and Analysis Section

Additional analysis of the growth within Alaska's senior population and its impacts on the Division of Alaska Pioneer Homes was conducted in FY2010 by an outside contractor, Information Insights. The report and the follow up by DHSS can be found online at <http://dhss.alaska.gov/daph/Documents/docs/plan.pdf> and <http://dhss.alaska.gov/daph/Documents/docs/LookingForward2010.pdf>

- *Representative Neuman asked about tribal and local control regarding juvenile justice programs. He expressed interest in expanded federal participation and a more stable budget. The Commissioner indicated they are open to anything more appropriate. Please provide more information on this.*

As Commissioner Davidson testified, the Department continues to explore all options for partnerships with Tribal and other Native organizations.

- *Representative Munoz asked how many positions were going to be required for Medicaid expansion. Sana explained that Medicaid expansion crossed many divisions. Please provide more specific information.*

A presentation to House Finance on Medicaid expansion is scheduled for February 16.

- *Representative Wilson asked about positions outside the state system that were funded through grants and contracts.*

The department will have to get back with more information; this information is not readily available in a database and would require extensive time and resources to compile.

- *Representative Neuman asked about the department's vacancy rate. Sana didn't know for the department and how it might compare to other agencies. There was discussion about Pioneer Homes and Juvenile Justice keeping employees and the Office of Children's Services not. Please provide more information.*

DHSS Vacancy as of 1/26/2015

per ALDER PCN extract from AKPAY

	PFT/PPT filled	PFT/PPT vacant	Total PFT/PPT	VACANCY RATE vacant as % of total
Public Health	441	42	483	8.7%
Behavioral Health	312	23	335	6.9%
Children's Services	491	30	521	5.8%
Public Assistance	529	32	561	5.7%
Finance and Management Services	207	15	222	6.8%
Health Care Services	118	4	122	3.3%
Senior and Disabilities Services	151	13	164	7.9%
Alaska Pioneers' Homes	592	19	611	3.1%
Juvenile Justice	456	26	482	5.4%
Commissioner's Office	28	1	29	3.4%
DHSS overall	3,325	205	3,530	5.8%

The Department is researching how DHSS's vacancy rate compares to that of other State agencies.

- *Representative Neuman asked what the department is doing for the Office of Children's Services and other programs challenged by turnover. Representative Gara talked about too much work driving employees away.*

The Public Information section created a more realistic job preview video and an attractive recruitment video for prospective OCS employees to provide them with a better understanding of the rigors and challenges of working in Alaska.

- *Representative Neuman asked about the huge wave of problems headed the department's way as a result of the budget cuts coming. More information is needed.*

Making decisions that affect our most vulnerable populations is very difficult. However, since the bulk of DHSS funding is for grants/benefits, reductions will

affect services and benefits to vulnerable Alaskans. Strategic planning and analysis of current programs will be vital as we work toward mitigating negative impacts on Alaskans. The department will also focus on building partnerships with other entities that can help address the needs of Alaskans.

- *Representative Wilson wants a response to help HSS members identify which of the department's programs are mandated by statute, and which are not.*

The Department is currently working on this request.

- *Representative Gara: What is the state doing to reduce the rate of increase in cost for health care?*

The Department has instituted several measures to reduce the rate of increase in the cost of health care. Some of those measures are paying for generic drugs whenever possible; support of fraud control; prior authorizations; creation of a super-utilizer program; lock-ins; and Medicaid audits. Additionally, the Department is researching other cost-saving measures. As for the rising cost of employee health care, that question should be directed to the Department of Administration.

If you have any additional questions regarding this issue, please contact Sana Efird at 465-1630.

cc: Amanda Ryder, Fiscal Analyst, Legislative Finance
Adam Bryan, Capital Budget Coordinator, Office of Management and Budget
Valerie Davidson, Commissioner
Jay Butler, Chief Medical Officer
Jon Sherwood, Deputy Commissioner
Ree Sailors, Deputy Commissioner
Sarah Woods, Deputy Director
Melissa Ordner, Budget Manager
Anthony Newman, Legislative Liaison
Wilda Laughlin, Deputy Legislative Liaison
Vickie Wilson, Acting Director, Alaska Pioneer Homes
Albert Wall, Director, Division of Behavioral Health
Christy Lawton, Director, Office of Children's Services
Margaret Brodie, Director, Division of Health Care Services
Karen Forrest, Director, Division of Juvenile Justice
Ron Kreher, Acting Director, Division of Public Assistance
Duane Mayes, Director, Senior and Disabilities Services

Log 2790/2015

- POINTER - fix & make Red



ALASKA STATE LEGISLATURE HOUSE FINANCE COMMITTEE

State Capitol, Room 519

Rep. Mark Neuman, Co-Chair

Rep. Steve Thompson, Co-Chair

~~need memo~~
~~Aryder~~

Monday, January 26, 2015

1:30 PM

Agenda:

FY16 Department of Health and Social Services Overview

Presenting in person:

- vd Valerie Davidson, Commissioner, Department of Health and Social Services
 - se Sana Efird, Assistant Commissioner, Finance and Management Services, Department of Health and Social Services
- AMANDA RYDER, LFD

Available in Person Questions Only:

- ✓ Dr. Jay Butler, MD, Chief Medical Officer and Public Health Director
- ✓ Jon Sherwood, Deputy Commissioner for Medicaid and Health Care Policy
- ✓ Ree Sailors, Deputy Commissioner for Family, Community & Integrated Services,
 - ✓ Margaret Brodie, Director, Health Care Services
 - ✓ Gina DelRosario, Juneau Pioneer Home Administrator
 - ✓ Duane Mayes, Director Senior & Disabilities Services
 - ✓ Ron Kreher, Director Division of Public Assistance
 - ✓ Monique Martin, Health Care Policy Advisor (ANTHC)
 - ✓ Karen Forrest, Director Division of Juvenile Justice
 - ✓ Albert Wall, Director of the Division of Behavioral Health

Via Teleconference-Questions Only:

- ✓ Christy Lawton, Director Office of Children's Services
- ✓ CHRIS ASHENBURGER - _____
- ✓ TONY LOKMAN - from juvenile justice



VISION

ALASKA INDIVIDUALS, FAMILIES AND COMMUNITIES ARE SAFE AND HEALTHY

MISSION

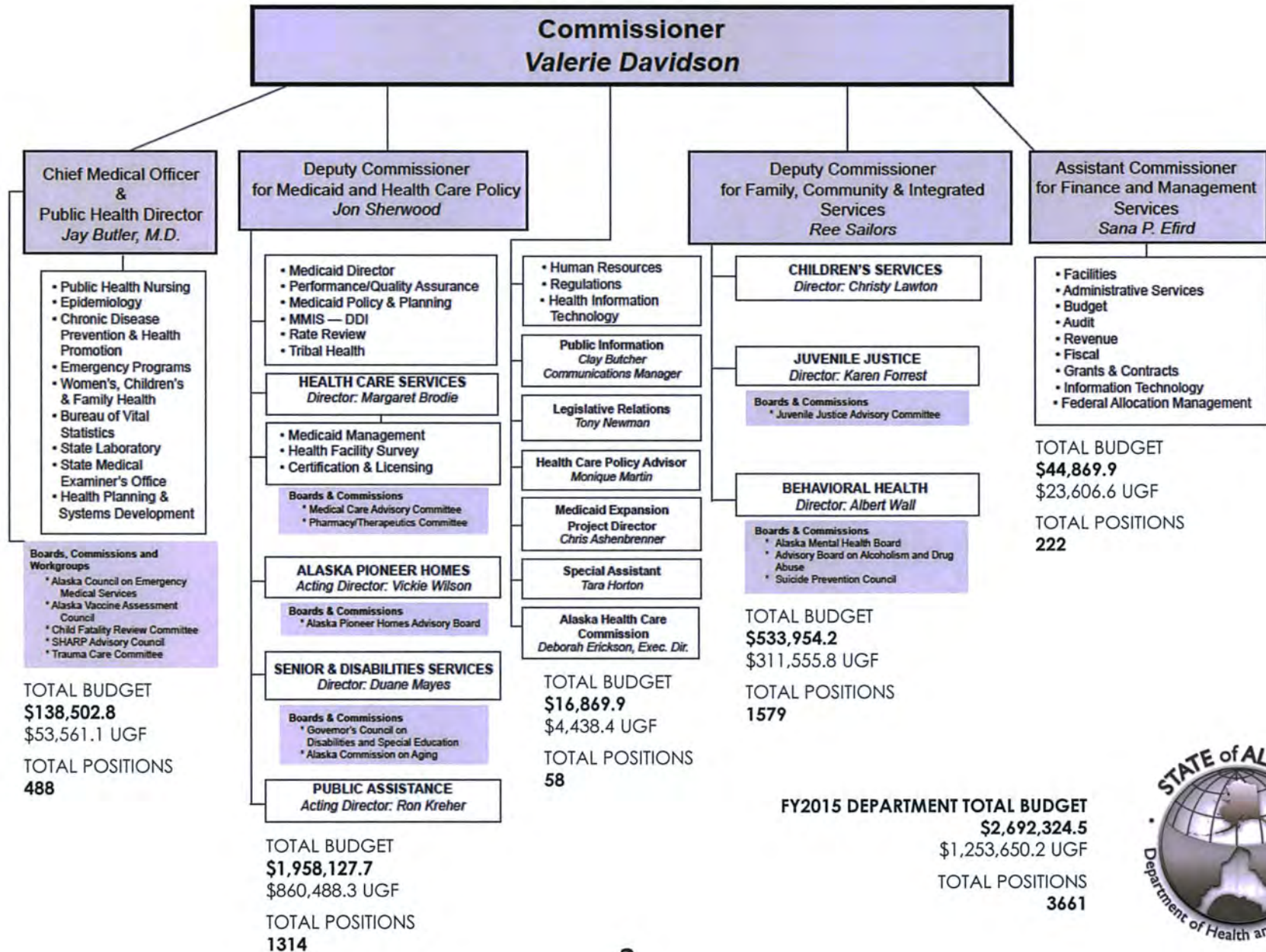
TO PROMOTE AND PROTECT THE HEALTH AND WELL-BEING OF ALASKANS

Department of Health & Social Services
House Finance | **FY2016 Department Overview**

Valerie Davidson, Commissioner
Sana Efir, Assistant Commissioner

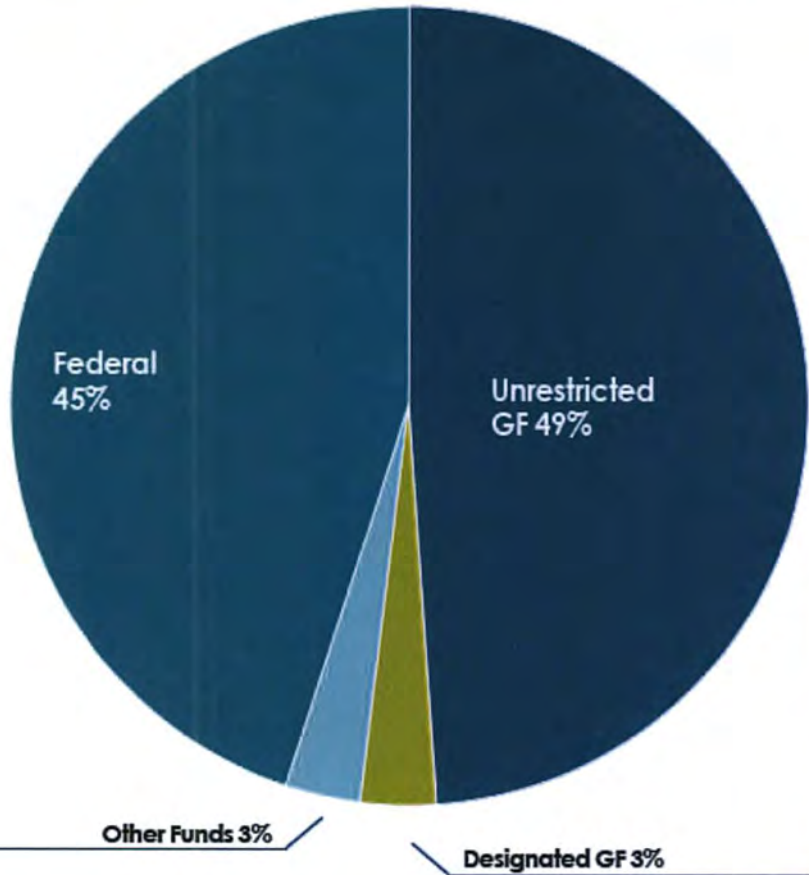
JANUARY 26, 2015

Alaska Department of Health and Social Services Organization Chart



Department Total FY2014 Actuals

(UGF/DGF/Other/Fed)



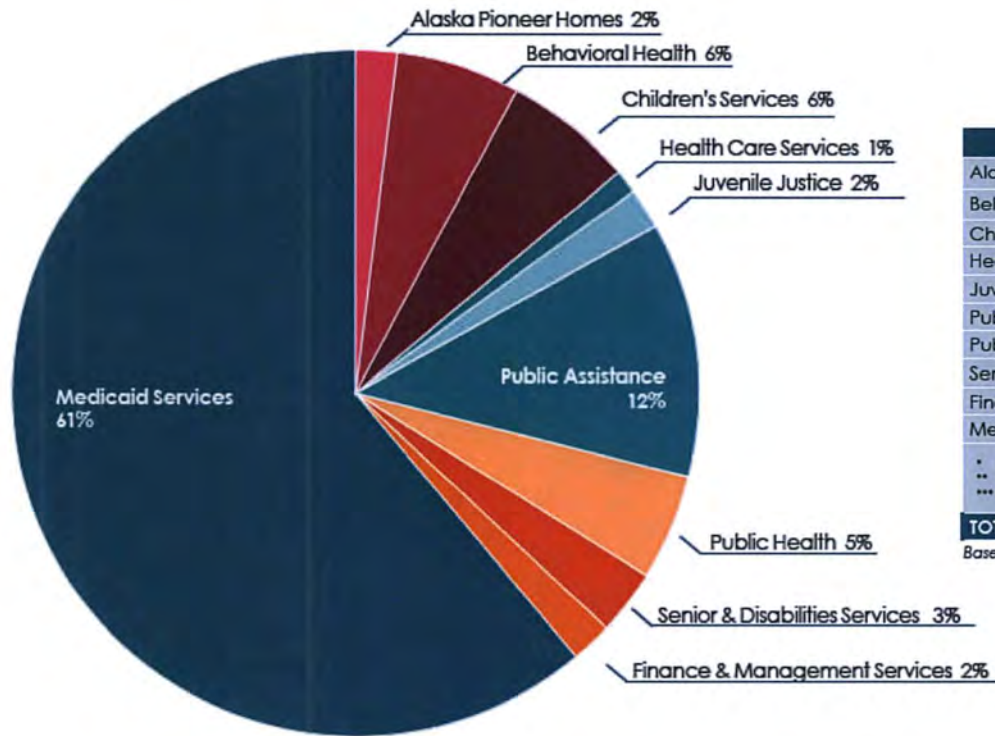
Department Total - FY2014 Actuals (UGF/DGF/Other/Fed)	
Unrestricted General Funds	1,175,857.7
Designated General Funds	68,483.1
Other Funds	80,435.1
Federal	1,069,600.4
TOTAL	\$2,394,376.3



MISSION TO PROMOTE AND PROTECT THE HEALTH AND WELL-BEING OF ALASKANS

FY2014 Actuals by Division

(Total Funds)



Division	FY13	FY14
Alaska Pioneer Homes	61,069.2	61,326.3
Behavioral Health***	133,538.0	137,005.8
Children's Services	129,327.9	140,764.6
Health Care Services*	22,823.7	22,973.3
Juvenile Justice	57,979.6	59,186.6
Public Assistance	306,383.4	292,576.3
Public Health	111,763.3	114,276.7
Senior & Disabilities Svs***	58,864.5	61,532.0
Finance & Management**	42,253.9	48,008.9
Medicaid Services	1,448,792.7	1,456,725.8
TOTAL	\$2,268,244.9	\$2,394,376.3

Based on DHSS FY2013 Actuals Scenario - Component Summary Report

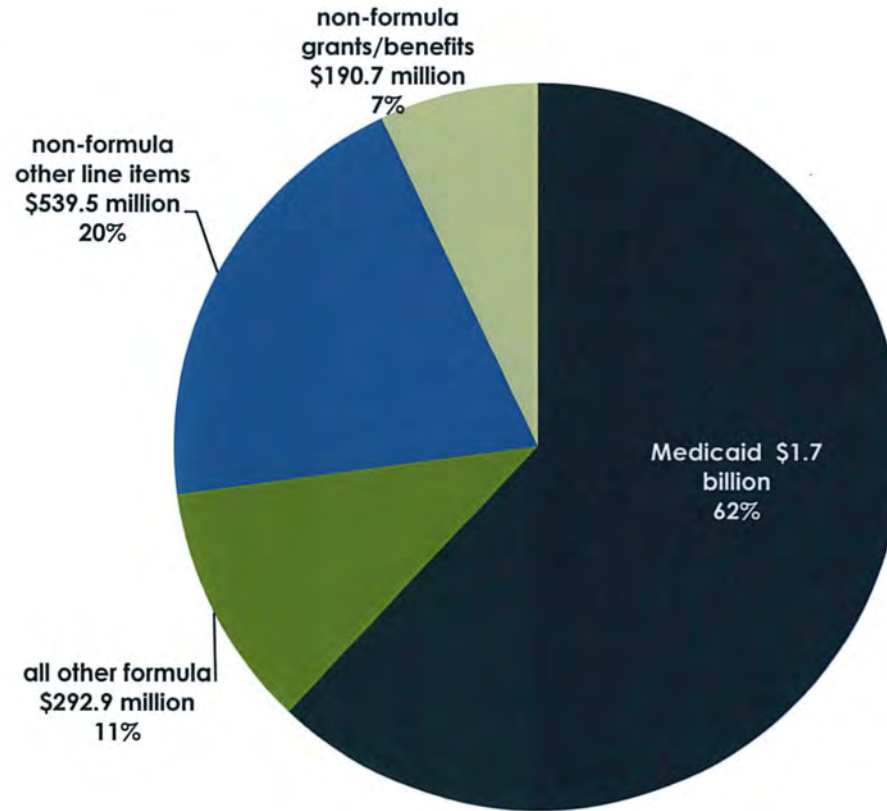
* Includes Adult Dental
 ** Includes Human Services Community Matching Grant & Community Initiative Matching Grants
 *** Boards & Commissions added to DBH & SDS



MISSION TO PROMOTE AND PROTECT THE HEALTH AND WELL-BEING OF ALASKANS

DHSS FY2015 Management Plan

(All Funds – 2.7 Billion)



MISSION TO PROMOTE AND PROTECT THE HEALTH AND WELL-BEING OF ALASKANS

Formula Programs

Formula Program - a program with specific eligibility standards which guarantees a specific level of benefits for any recipient who qualifies. The eligibility standards and benefits must be based in statute and/or regulations.



MISSION TO PROMOTE AND PROTECT THE HEALTH AND WELL-BEING OF ALASKANS

Formula Programs

Public Assistance

- Adult Temporary Assistance Program
- Adult Public Assistance
- Child Care Benefits
- General Relief Assistance
- Tribal Assistance Programs
- Senior Benefits Payment Program
- PFD Hold Harmless
- Energy Assistance Program

Medicaid Services

- Behavioral Health Medicaid Services
- Children's Medicaid Services
- Adult Preventive Dental Medicaid Services
- Health Care Medicaid Services
- Senior/Disabilities Medicaid Services

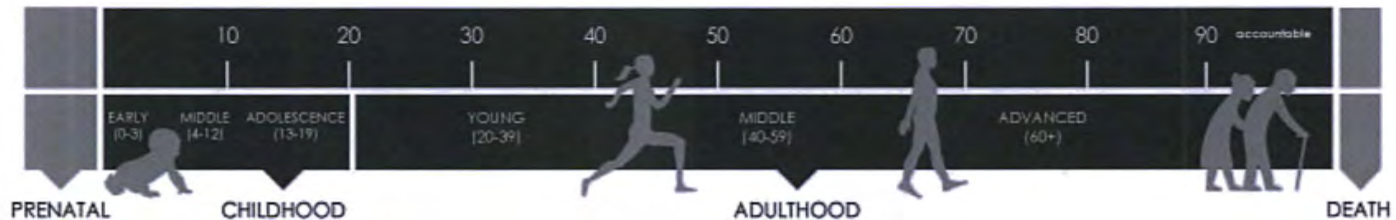
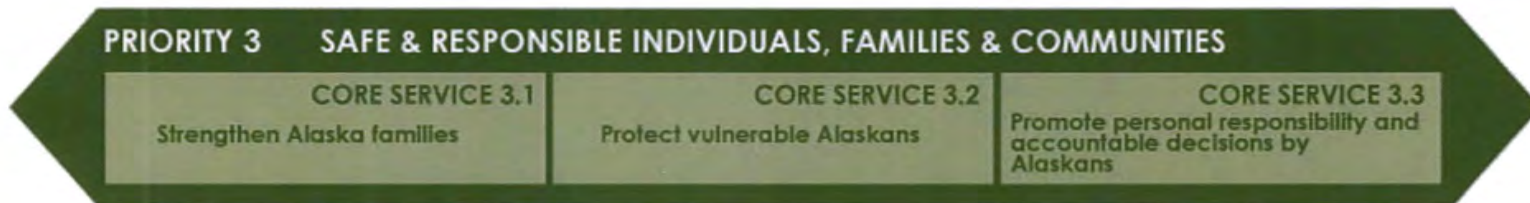
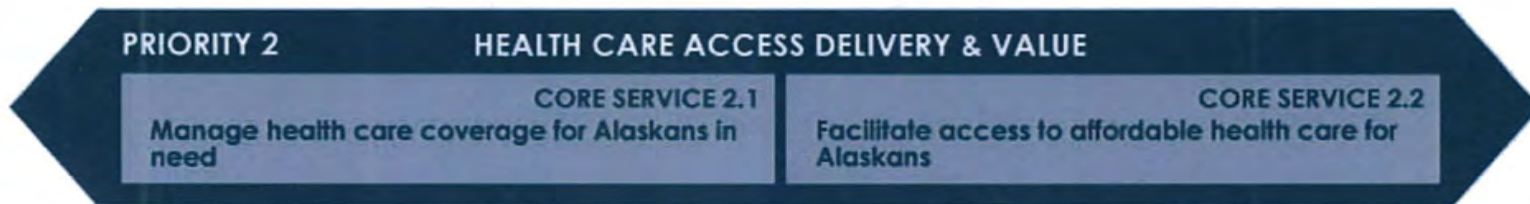
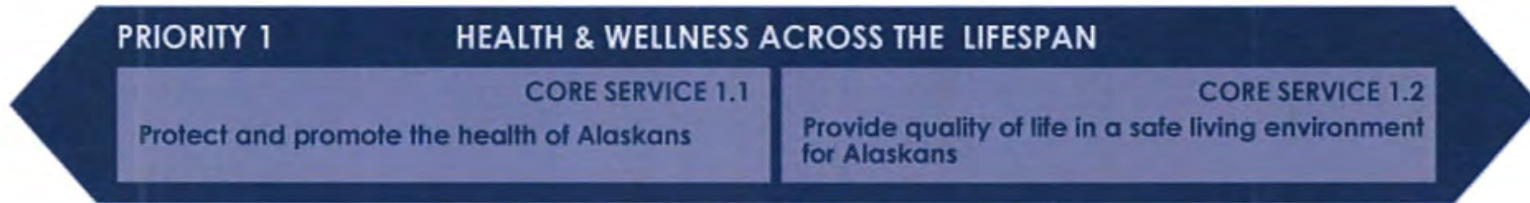
Children's Services

- Subsidized Adoptions/Guardianship
- Foster Care Special Need
- Foster Care Augmented Rate
- Foster Care Base Rate



MISSION TO PROMOTE AND PROTECT THE HEALTH AND WELL-BEING OF ALASKANS

Service Population



MISSION TO PROMOTE AND PROTECT THE HEALTH AND WELL-BEING OF ALASKANS

STATE OF ALASKA
DEPARTMENT OF HEALTH & SOCIAL SERVICES

\$2,692,324.5

(\$1,669,141.0 Medicaid)

FY2015
BUDGET ALIGNMENT
(dollars shown in thousands)

PRIORITY 1

HEALTH & WELLNESS
ACROSS THE LIFESPAN

\$1,867,971.2

(\$1,478,262.9 Medicaid)

PRIORITY 2

HEALTH CARE ACCESS
DELIVERY & VALUE

\$278,582.9

(\$190,878.1 Medicaid)

PRIORITY 3

SAFE & RESPONSIBLE
INDIVIDUALS, FAMILIES &
COMMUNITIES

\$545,770.5

CORE SERVICE 1.1

Protect and promote
the health of Alaskans

\$1,110,867.0

(\$876,512.0 Medicaid)

■ HCS ■ DBH ■ DPH ■ DPA ■ FMS
■ DJJ ■ SDS

CORE SERVICE 1.2

Provide quality of life in a
safe living environment for
Alaskans

\$757,104.2

(\$601,750.9 Medicaid)

■ SDS ■ HCS ■ DPA ■ OCS ■ DBH
■ APH ■ FMS ■ DPH

CORE SERVICE 2.1

Manage health care
coverage for Alaskans in
need

\$149,574.5

(\$98,779.4 Medicaid)

■ HCS ■ APH ■ DBH ■ FMS ■ DPA
■ DPH

CORE SERVICE 2.2

Facilitate access to
affordable health care
for Alaskans

\$129,008.4

(\$92,098.7 Medicaid)

■ HCS ■ DPH ■ DPA ■ DBH ■ FMS
■ SDS

CORE SERVICE 3.1

Strengthen Alaska
families

\$191,505.9

■ DPA ■ OCS ■ DPH ■ FMS ■ DJJ
■ SDS ■ HCS ■ APH ■ DBH

CORE SERVICE 3.2

Protect vulnerable
Alaskans

\$281,385.1

■ DPA ■ OCS ■ SDS ■ FMS ■ DJJ
■ DBH ■ APH ■ DPH ■ HCS

CORE SERVICE 3.3

Promote personal
responsibility and accountable
decisions by
Alaskans

\$72,879.5

■ OCS ■ DJJ ■ DPA ■ FMS ■ SDS
■ DPH ■ DBH



ALASKA PIONEER HOMES

- 1.2 \$23,059.6 spent to provide quality of life in a safe living environment for Alaskans
- 2.1 \$28,668.6 spent to manage health care coverage for Alaskans in need
- 3.1 \$1,246.5 spent to strengthen Alaska families
- 3.2 \$9,348.4 spent to protect vulnerable Alaskans

TOTAL BUDGET
\$62,323.1



DIVISION OF
BEHAVIORAL HEALTH

- 1.1 \$301,087.1 spent to protect and promote the health of Alaskans (\$205,359.4 Medicaid)
- 1.2 \$24,574.1 spent to provide quality of life in a safe living environment for Alaskans
- 2.1 \$4,021.8 spent to manage health care coverage for Alaskans in need
- 2.2 \$4,728.9 spent to facilitate access to affordable health care for Alaskans
- 2.3 \$1,202.8 spent to strengthen Alaska families
- 2.4 \$10,888.2 spent to protect vulnerable Alaskans
- 3.3 \$778.8 spent to promote personal responsibility and accountable decisions by Alaskans

TOTAL BUDGET
\$347,301.8



OFFICE OF CHILDREN'S
SERVICES

- 1.2 \$31,366.5 spent to provide quality of life in a safe living environment for Alaskans
- 2.1 \$30,199.1 spent to strengthen Alaska families
- 3.2 \$56,823.4 spent to protect vulnerable Alaskans
- 3.3 \$25,320.6 spent to promote personal responsibility and accountable decisions by Alaskans

TOTAL BUDGET
\$143,709.6



DIVISION OF HEALTH
CARE SERVICES

- 1.1 \$674,050.8 spent to protect and promote the health of Alaskans (\$671,152.6 Medicaid)
- 1.2 \$62,890.1 spent to provide quality of life in a safe living environment for Alaskans
- 2.1 \$111,648.1 spent to manage health care coverage for Alaskans in need (\$98,779.4 Medicaid)
- 2.2 \$95,361.8 spent to facilitate access to affordable health care for Alaskans (\$92,098.7 Medicaid)
- 3.1 \$1,252.4 spent to strengthen Alaska families
- 3.2 \$4,004.0 spent to protect vulnerable Alaskans

TOTAL BUDGET
\$949,208.3



DIVISION OF JUVENILE
JUSTICE

- 1.1 \$9,398.9 spent to protect and promote the health of Alaskans
- 3.1 \$8,012.5 spent to strengthen Alaska families
- 3.2 \$17,691.7 spent to protect vulnerable Alaskans
- 3.3 \$23,721.6 spent to promote personal responsibility and accountable decisions by Alaskans

TOTAL BUDGET
\$58,824.7



DIVISION OF PUBLIC
ASSISTANCE

- 1.1 \$23,592.0 spent to protect and promote the health of Alaskans
- 1.2 \$32,570.7 spent to provide quality of life in a safe living environment for Alaskans
- 2.1 \$2,150.4 spent to manage health care coverage for Alaskans
- 2.2 \$6,451.3 spent to facilitate access to affordable health care for Alaskans
- 3.1 \$119,412.3 spent to strengthen Alaska families
- 3.2 \$130,365.6 spent to protect vulnerable Alaskans
- 3.3 \$16,684.4 spent to promote personal responsibility and accountable decisions by Alaskans

TOTAL BUDGET
\$331,226.7



DIVISION OF PUBLIC
HEALTH

- 1.1 \$89,573.6 spent to protect and promote the health of Alaskans
- 1.2 \$852.1 spent to provide quality of life in a safe living environment for Alaskans
- 2.1 \$277.4 spent to manage health care coverage for Alaskans in need
- 2.2 \$20,265.7 spent to facilitate access to affordable health care for Alaskans
- 3.1 \$17,647.5 spent to strengthen Alaska families
- 3.2 \$9,024.3 spent to protect vulnerable Alaskans
- 3.3 \$862.2 spent to promote personal responsibility and accountable decisions by Alaskans

TOTAL BUDGET
\$138,502.8



SENIOR & DISABILITIES
SERVICES

- 1.1 \$257.2 spent to protect and promote the health of Alaskans
- 1.2 \$573,236.4 spent to provide quality of life in a safe living environment for Alaskans (\$538,904.9 Medicaid)
- 2.1 \$158.2 spent to facilitate access to affordable health care for Alaskans
- 3.1 \$1,987.3 spent to strengthen Alaska families
- 3.2 \$25,212.9 spent to protect vulnerable Alaskans
- 3.3 \$1,498.7 spent to promote personal responsibility and accountable decisions by Alaskans

TOTAL BUDGET
\$602,350.7



FINANCE &
MANAGEMENT SERVICES

- 1.1 \$12,907.3 spent to protect and promote the health of Alaskans
- 1.2 \$8,554.7 spent to provide quality of life in a safe living environment for Alaskans
- 2.1 \$2,787.1 spent to manage health care coverage for Alaskans in need
- 2.2 \$2,032.5 spent to facilitate access to affordable health care for Alaskans
- 3.1 \$10,545.5 spent to strengthen Alaska families
- 3.2 \$18,026.5 spent to protect vulnerable Alaskans
- 3.3 \$4,013.2 spent to promote personal responsibility and accountable decisions by Alaskans

TOTAL BUDGET
\$58,876.8

Health & Social Services

(Eight Divisions)

Alaska Pioneer Homes | **Vickie Wilson** (Acting Director)

- **649** Positions
- **\$62,323.1** - FY2015 Management Plan
- **2.31%** of DHSS FY2015 Operating Budget
- Provide the highest quality of life in a safe home environment for older Alaskans and Veterans.

Behavioral Health | **Al Wall** (Director)

- **374** Positions
- **\$141,942.4** - FY2015 Management Plan
- **5.27%** of DHSS FY2015 Operating Budget
- Manage an integrated and comprehensive behavioral health system based on sound policy, effective practices and partnerships.



MISSION TO PROMOTE AND PROTECT THE HEALTH AND WELL-BEING OF ALASKANS

Health & Social Services

(Eight Divisions)

Office of Children's Services | **Christy Lawton** (Director)

- **509** Positions
- **\$143,709.6** - FY2015 Management Plan
- **5.34%** of DHSS FY2015 Operating Budget
- Prevent and respond to child maltreatment in order to ensure safe children and strong families.

Health Care Services | **Margaret Brodie** (Director)

- **131** Positions
- **\$24,391.6** - FY2015 Management Plan
- **0.91%** of DHSS FY2015 Operating Budget
- Manage health care coverage for Alaskans in need.



MISSION TO PROMOTE AND PROTECT THE HEALTH AND WELL-BEING OF ALASKANS

Health & Social Services

(Eight Divisions)

Division of Juvenile Justice | **Karen Forrest** (Director)

- **503** Positions
- **\$58,824.7** - FY2015 Management Plan
- **2.18%** of DHSS FY2015 Operating Budget
- Hold juvenile offenders accountable for their behavior, promote the safety and restoration of victims and communities, and assist offenders and their families in developing skills to prevent crime.

Division of Public Assistance | **Ron Kreher** (Acting Director)

- **566** Positions
- **\$331,226.7** - FY2015 Management Plan
- **12.30%** of DHSS FY2015 Operating Budget
- Provide self-sufficiency and provide for basic living expenses to Alaskans in need.



MISSION TO PROMOTE AND PROTECT THE HEALTH AND WELL-BEING OF ALASKANS

Health & Social Services

(Eight Divisions)

Division of Public Health | **Dr. Jay Butler** (CMO/Director)

- **488** Positions
- **\$138,502.8** - FY2015 Management Plan
- **5.14%** of DHSS FY2015 Operating Budget
- Protect and promote the health of Alaskans.

Senior and Disabilities Services | **Duane Mayes** (Director)

- **171** Positions
- **\$63,385.8** - FY2015 Management Plan
- **2.35%** of DHSS FY2015 Operating Budget
- Promote the independence of Alaskan seniors and persons with physical and developmental disabilities.

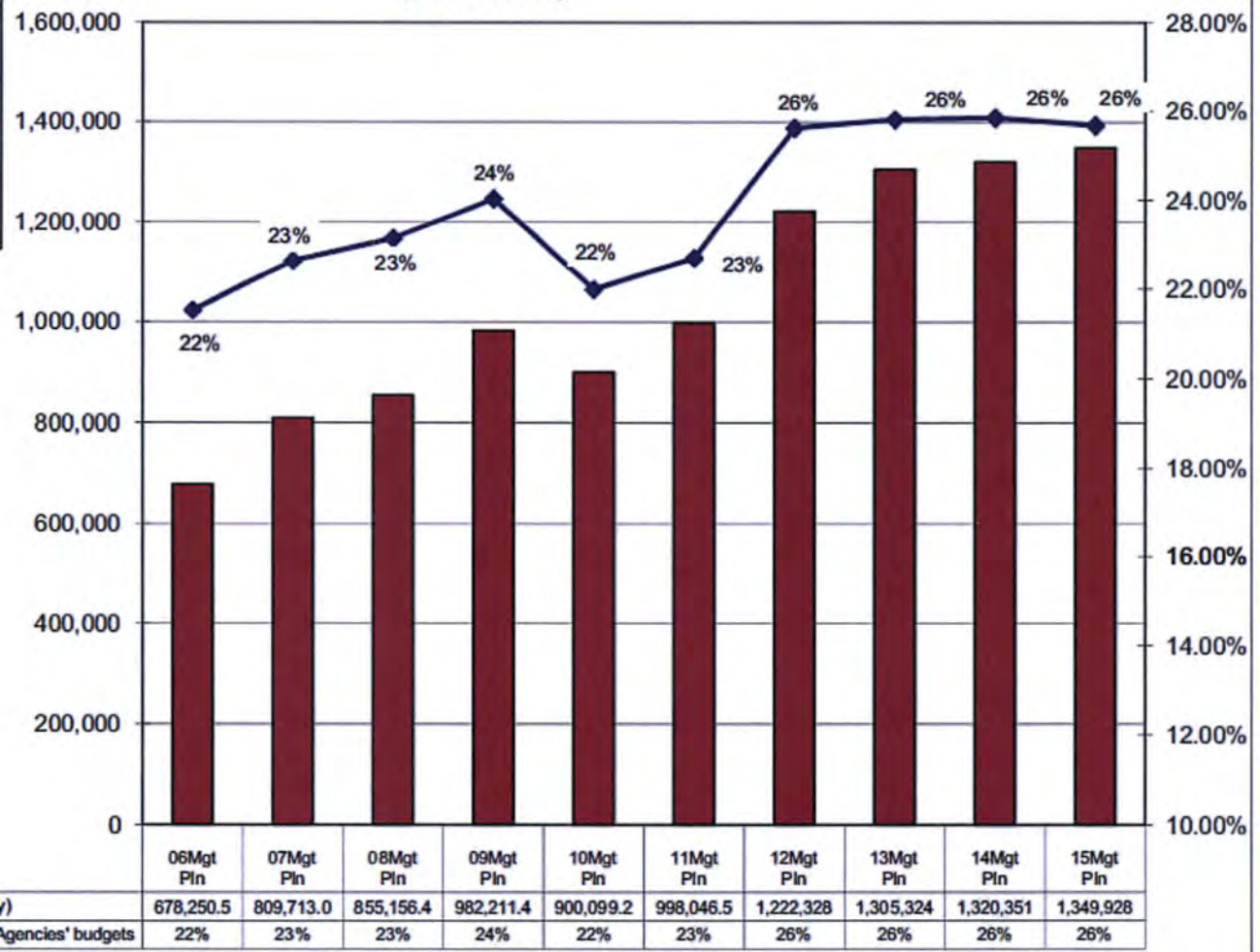


MISSION TO PROMOTE AND PROTECT THE HEALTH AND WELL-BEING OF ALASKANS

Department of Health & Social Services Share of Total Agency Operations
Non-Formula and Formula
(GF Only)
(\$ Thousands)

The Department's GF budget grew by \$672 million between FY06 & the FY15--an average annual growth rate of 7.95%.

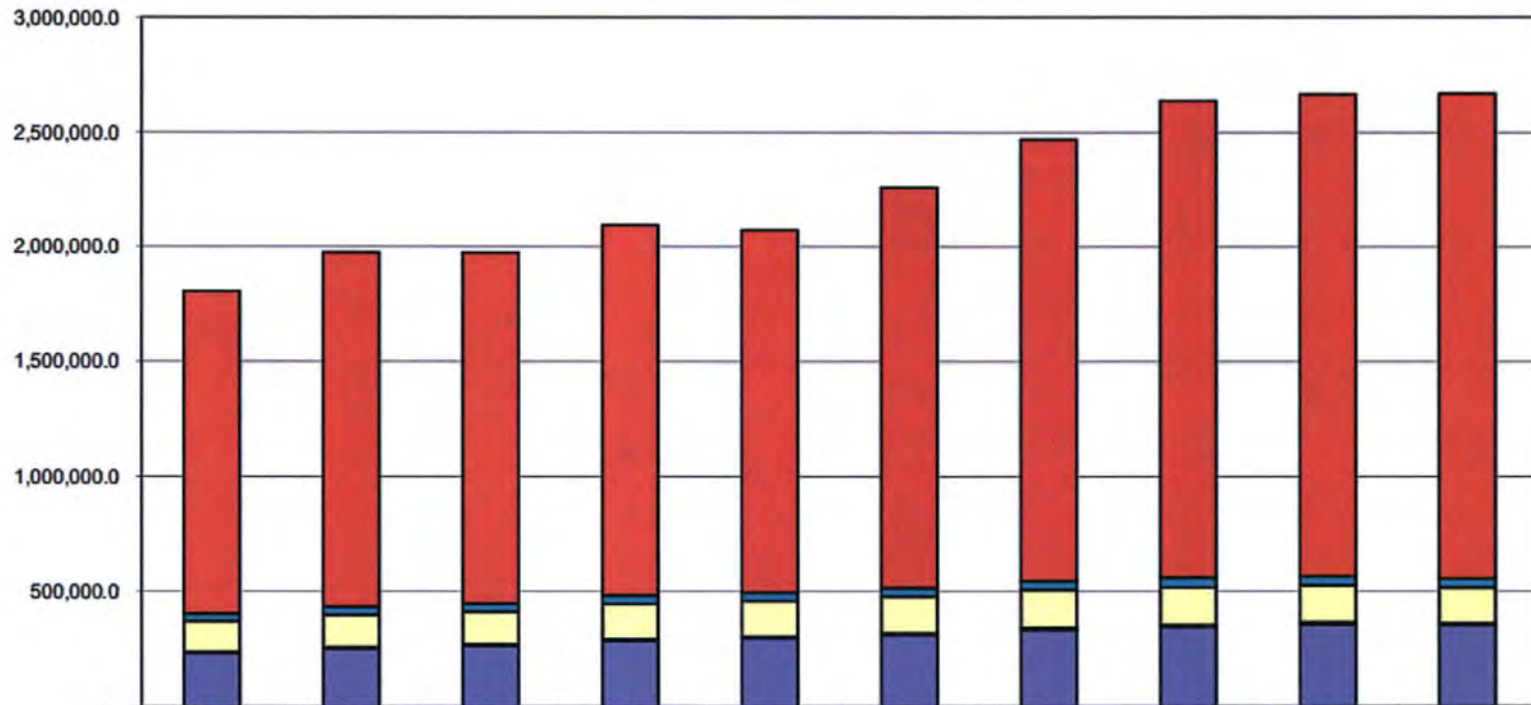
The department's total FY15 GF budget equals \$4,050 per resident worker.*



* According to the Department of Labor, there were 333,283 resident workers in Alaska in 2012.

The majority (79%) of the FY15 H&SS budget is appropriated in the Grants/Benefits line.

**Department of Health & Social Services Line Items
(All Funds)
(\$ Thousands)**

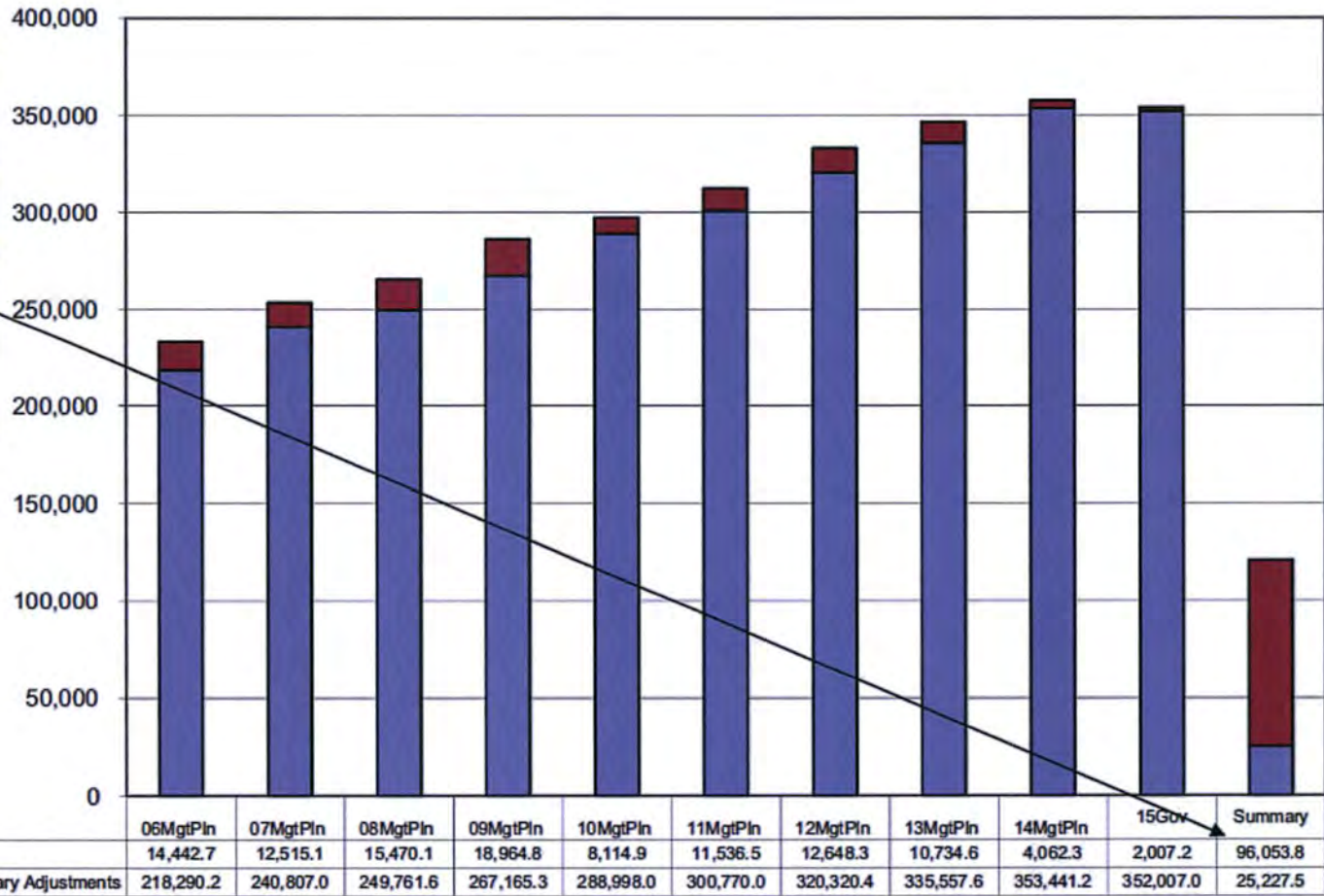


	06MgtPin	07MgtPin	08MgtPin	09MgtPin	10MgtPin	11MgtPin	12MgtPin	13MgtPin	14MgtPin	15Gov
■ Miscellaneous	-	-	-	-	-	-	-	-	-	-
■ Grants, Benefits	1,397,630.2	1,539,921.4	1,526,215.9	1,614,665.5	1,578,723.4	1,744,673.0	1,925,257.6	2,077,407.0	2,099,111.1	2,112,403.6
□ Capital Outlay	2,200.1	2,272.3	1,650.5	1,887.6	1,628.7	2,228.6	1,554.5	1,278.3	822.6	863.8
■ Commodities	30,275.1	33,509.9	32,885.1	34,760.2	34,971.2	35,230.5	36,477.6	41,517.0	40,760.4	40,408.3
□ Services	135,971.1	141,567.4	142,430.4	152,974.8	154,828.8	158,752.6	165,018.3	162,402.7	159,287.3	153,966.6
■ Travel	5,340.3	5,625.9	6,205.7	6,786.5	7,515.3	7,769.3	8,912.0	8,929.4	8,452.1	7,886.1
■ Personal Services	232,732.9	253,322.1	265,231.7	286,130.1	297,112.9	312,306.5	332,968.7	346,292.2	357,503.5	354,014.2

**Department of Health & Social Services
Salary Adjustment Increases and Personal Services Costs
(All Funds)
(\$ Thousands)**

Personal Services increased by \$121 million between FY06 and the FY15 Governor's Request--an increase of 52%.

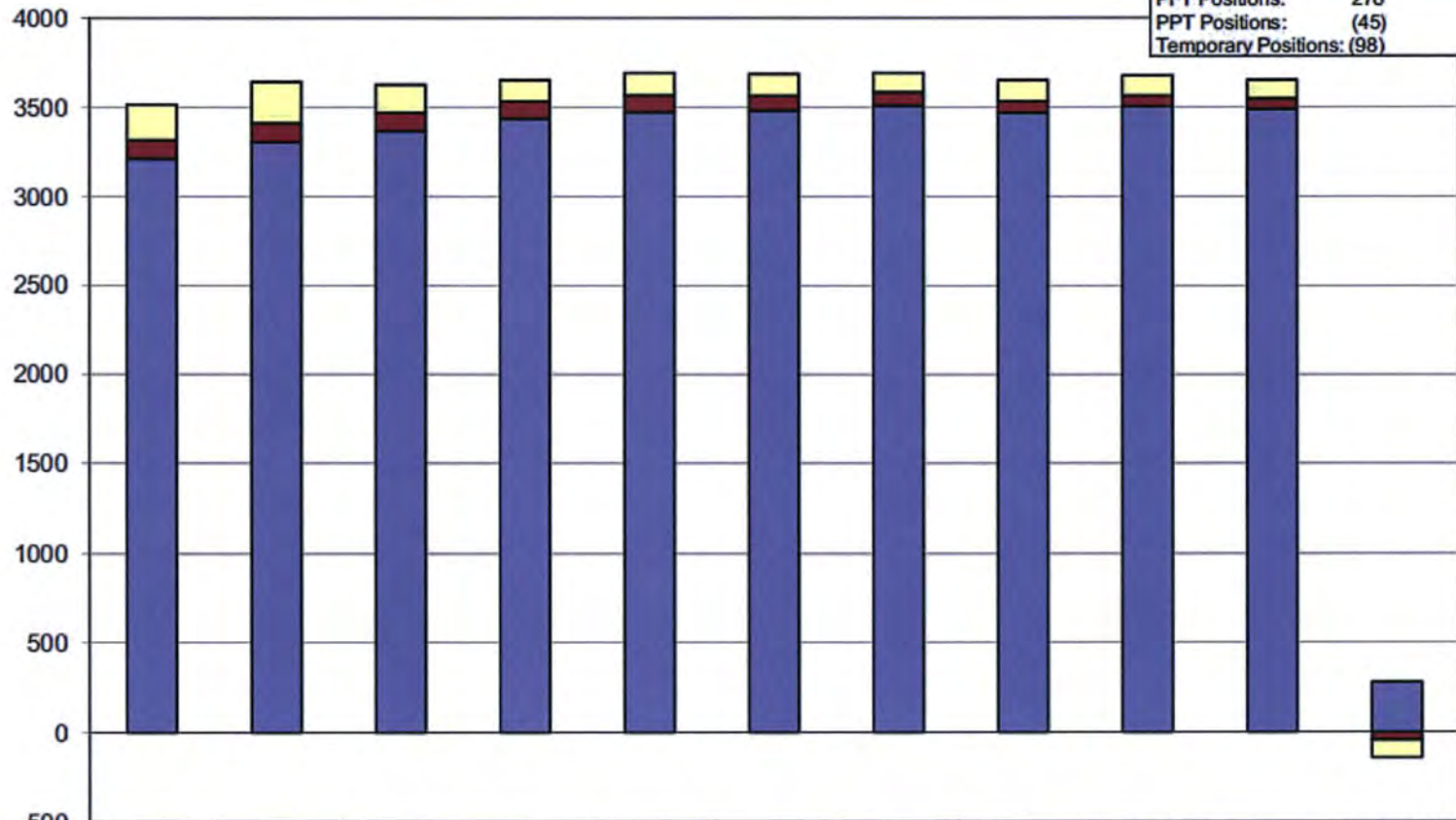
Summary*
The change consists of a \$96 million increase for contractual salary adjustments and a \$25 million increase in non-contractual personal services costs.



* Changes in the personal services line from FY06 to FY15 are segregated into two parts: (1) base increases (primarily due to contractual negotiations) and (2) other personal services increases such as transfers between line items or increases from new positions. The final column sums the two types of changes during the period.

Department of Health & Social Services Budgeted Positions

Between FY06 & FY15 a net of 135 positions were added (an increase of 4%)
 PFT Positions: 278
 PPT Positions: (45)
 Temporary Positions: (98)

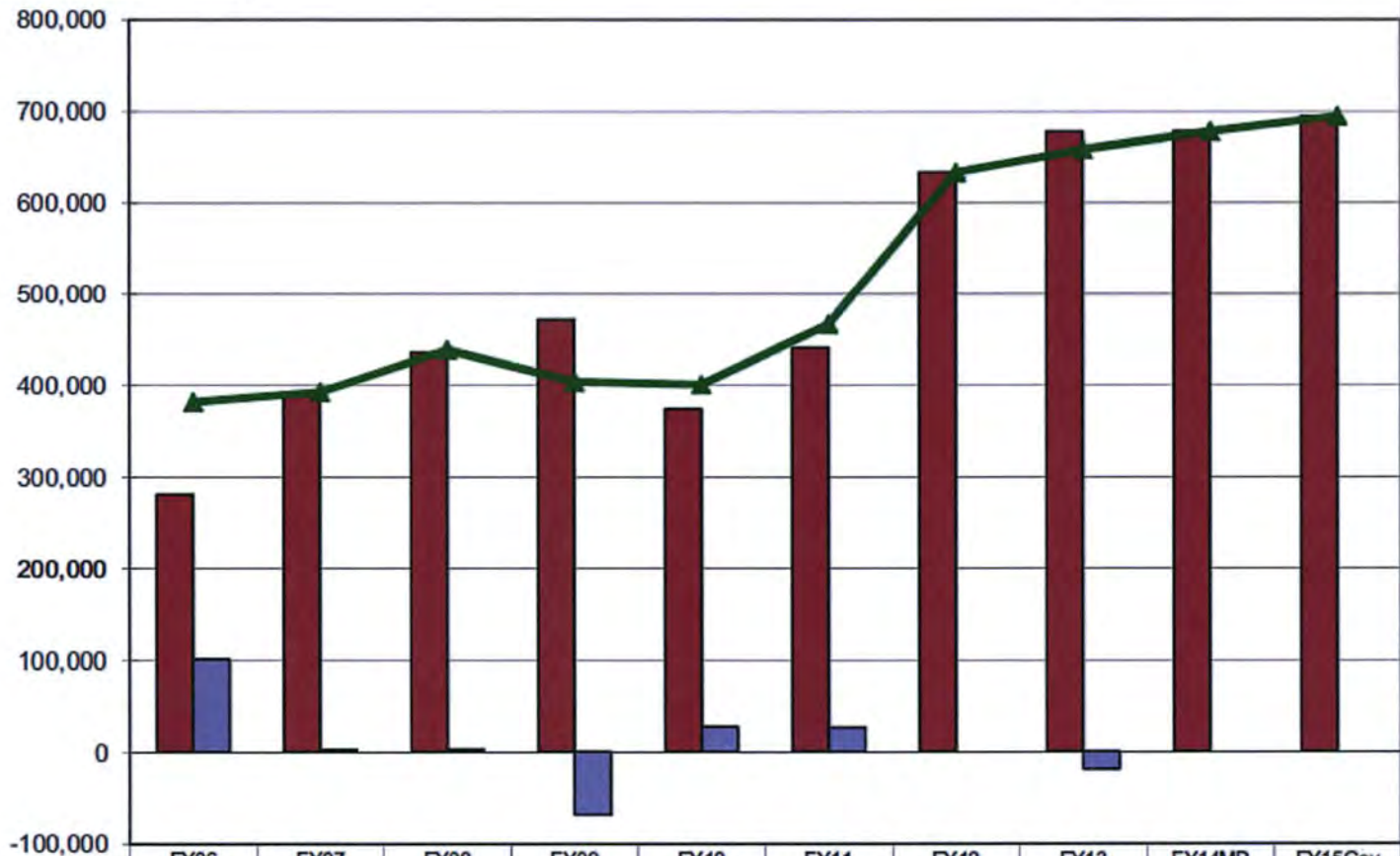


	06MgtPin	07MgtPin	08MgtPin	09MgtPin	10MgtPin	11MgtPin	12MgtPin	13MgtPin	14MgtPin	15Gov	06MgtPin to 15 Gov
Temporary	199	231	155	116	123	120	104	116	112	101	(98)
Perm Part Time	105	104	103	98	93	85	76	65	62	60	(45)
Perm Full Time	3211	3307	3367	3436	3474	3481	3510	3469	3504	3489	278

Medicaid GF has grown by \$313.4 million (82%) between the FY06 Final Budget and the FY15 Budget. Of this increase:

- \$134.8 million is attributable to FairShare/ProShare
- \$75.2 million is attributable to FMAP changes
- \$32.5 million is attributable to Rate Rebasng

TOTAL MEDICAID FORMULA APPROPRIATIONS
(GF ONLY)
(\$ Thousands)

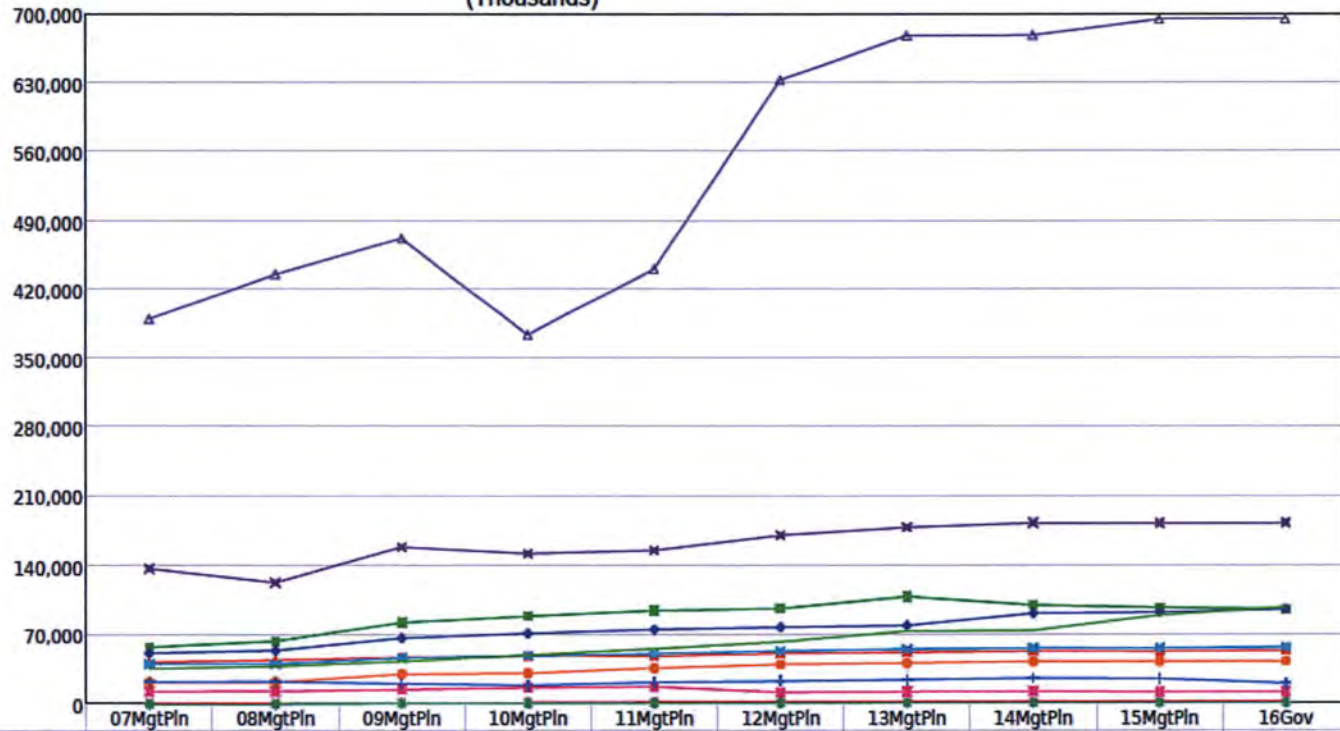


	FY06	FY07	FY08	FY09	FY10	FY11	FY12	FY13	FY14MP	FY15Gov
Management Plan	281,049.8	389,776.9	435,844.1	472,144.8	374,055.2	441,206.3	633,261.8	677,823.8	678,306.3	695,075.9
Supplementals/RPLs/Adjustments	100,638.4	2,744.0	3,061.6	(68,250.0)	26,817.0	26,261.1	-	(19,000.0)	-	-
Total Funding	381,688.2	392,520.9	438,905.7	403,894.8	400,872.2	467,467.4	633,261.8	658,823.8	678,306.3	695,075.9

Multi-year Appropriation Summary - Operating Budget - FY 2016 Governor Structure
Department of Health and Social Services
 (Thousands)

Numbers and Language
 Fund Groups: General Funds

Formula and
 Non-formula Programs

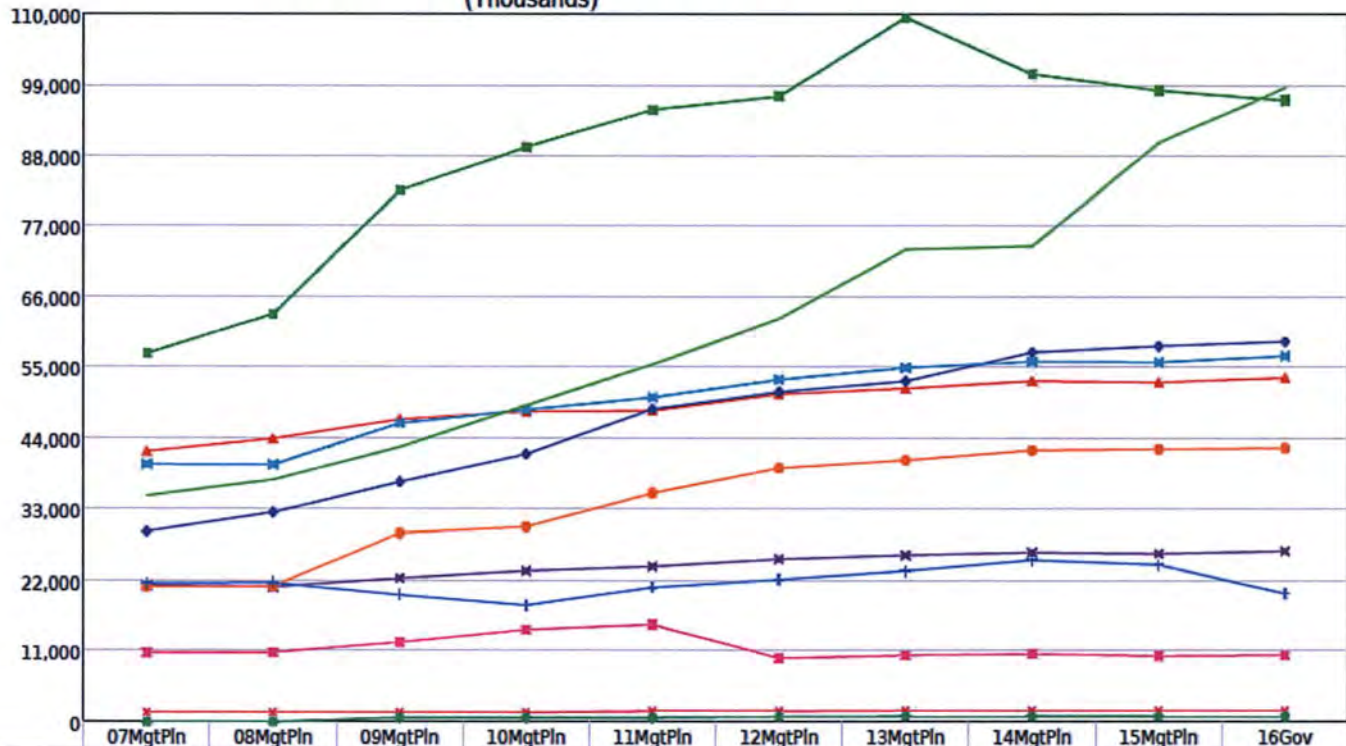


	07MgtPln	08MgtPln	09MgtPln	10MgtPln	11MgtPln	12MgtPln	13MgtPln	14MgtPln	15MgtPln	16Gov
Alaska Pioneer Homes	42,017.5	43,994.5	46,971.9	48,219.4	48,325.2	50,954.1	51,833.1	52,993.6	52,798.6	53,514.9
Behavioral Health	57,267.1	63,395.0	82,696.7	89,492.6	95,363.7	97,429.2	109,618.7	100,860.4	98,302.0	96,837.7
Children's Services	51,241.4	53,931.6	66,569.8	71,269.5	75,327.7	77,698.7	79,361.8	92,224.8	93,212.8	96,536.1
Health Care Services	12,273.5	12,298.5	13,942.2	15,990.2	16,799.9	11,393.6	11,869.0	12,079.5	11,759.5	11,883.4
Juvenile Justice	40,013.2	39,973.5	46,398.9	48,470.3	50,439.1	53,202.0	55,060.5	56,037.2	55,951.9	56,957.9
Public Assistance	137,636.8	123,675.8	159,325.5	152,662.8	155,970.8	171,440.5	179,290.1	183,610.5	183,183.3	183,616.8
Public Health	35,147.9	37,603.0	42,720.4	49,160.8	55,576.9	62,714.9	73,496.4	74,010.5	90,197.6	98,750.5
Senior and Disabilities Svcs	21,144.8	21,201.5	29,408.7	30,371.0	35,598.3	39,450.2	40,698.5	42,259.1	42,437.3	42,604.0
Departmental Support Services	21,708.6	21,753.6	19,876.1	18,248.5	21,076.4	22,277.9	23,605.8	25,302.1	24,588.7	20,126.9
Human Svcs Comm Matching Grant	1,485.3	1,485.3	1,485.3	1,485.3	1,685.3	1,685.3	1,785.3	1,785.3	1,785.3	1,785.3
Community Initiative Grants	0.0	0.0	671.1	673.6	676.9	820.4	881.9	881.9	881.6	881.6
Medicaid Services	389,776.9	435,844.1	472,144.8	374,055.2	441,206.3	633,261.8	677,823.8	678,306.3	694,829.7	694,829.7
Total	809,713.0	855,156.4	982,211.4	900,099.2	998,046.5	1,222,328.6	1,305,324.9	1,320,351.2	1,349,928.3	1,358,324.8

Multi-year Appropriation Summary - Operating Budget - FY 2016 Governor Structure
Department of Health and Social Services
 (Thousands)

Numbers and Language
 Non-Formula Programs
 Fund Groups: General Funds

Non-formula
 programs only



	07MgtPln	08MgtPln	09MgtPln	10MgtPln	11MgtPln	12MgtPln	13MgtPln	14MgtPln	15MgtPln	16Gov
Alaska Pioneer Homes	42,017.5	43,994.5	46,971.9	48,219.4	48,325.2	50,954.1	51,833.1	52,993.6	52,798.6	53,514.9
Behavioral Health	57,267.1	63,395.0	82,696.7	89,492.6	95,363.7	97,429.2	109,618.7	100,860.4	98,302.0	96,837.7
Children's Services	29,618.1	32,617.1	37,266.3	41,631.9	48,597.0	51,295.3	52,958.4	57,501.4	58,489.4	59,212.7
Health Care Services	10,802.5	10,827.5	12,471.2	14,519.2	15,328.9	9,922.6	10,398.0	10,608.5	10,288.5	10,412.4
Juvenile Justice	40,013.2	39,973.5	46,398.9	48,470.3	50,439.1	53,202.0	55,060.5	56,037.2	55,951.9	56,957.9
Public Assistance	21,318.7	21,141.8	22,449.6	23,599.0	24,292.4	25,454.3	26,084.2	26,496.6	26,312.2	26,729.3
Public Health	35,147.9	37,603.0	42,720.4	49,160.8	55,576.9	62,714.9	73,496.4	74,010.5	90,197.6	98,750.5
Senior and Disabilities Svcs	21,144.8	21,201.5	29,408.7	30,371.0	35,598.3	39,450.2	40,698.5	42,259.1	42,437.3	42,604.0
Departmental Support Services	21,708.6	21,753.6	19,876.1	18,248.5	21,076.4	22,277.9	23,605.8	25,302.1	24,588.7	20,126.9
Human Svcs Comm Matching Grant	1,485.3	1,485.3	1,485.3	1,485.3	1,685.3	1,685.3	1,785.3	1,785.3	1,785.3	1,785.3
Community Initiative Grants	0.0	0.0	671.1	673.6	676.9	820.4	881.9	881.9	881.6	881.6
Total	280,523.7	293,992.8	342,416.2	365,871.6	396,960.1	415,206.2	446,420.8	448,736.6	462,033.1	467,813.2

Department Updates

- Alaska's Resource for Integrated Eligibility Systems (ARIES)
- Medicaid Management Information System (MMIS)
- Medicaid Expansion
- Medicaid Reform



MISSION TO PROMOTE AND PROTECT THE HEALTH AND WELL-BEING OF ALASKANS

Areas of primary focus (4)

(2015 and beyond)

1. Access to health care for Alaskans

- Medicaid Expansion: investing in the health of Alaskans
- System Improvements: enrolling individuals and paying providers
- Medicaid Reform: develop an Alaska plan



MISSION TO PROMOTE AND PROTECT THE HEALTH AND WELL-BEING OF ALASKANS

Areas of primary focus (4)

(2015 and beyond)

2. Child welfare | keeping our children safe

- Maximizing relationships and resources to improve outcomes for Alaska's children
- 2400+ children in out-of-home placements



MISSION TO PROMOTE AND PROTECT THE HEALTH AND WELL-BEING OF ALASKANS

Areas of primary focus (4)

(2015 and beyond)

3. Tribal and Federal Partnerships

- Enhancing partnerships to address health and child welfare issues
- Removing barriers that impede our collective efforts



MISSION TO PROMOTE AND PROTECT THE HEALTH AND WELL-BEING OF ALASKANS

Areas of primary focus (4)

(2015 and beyond)

4. Improving the health status of Alaskans

- Prevent and control complications of obesity
- Reduce tobacco use
- Reduce abuse of alcohol and other drugs
- Prevent and improve management of injuries
- Improve immunization coverage among pre-school aged children
- Prevent and control infectious diseases
- Prevent infant deaths
- Implement Healthy Alaskans 2020 action plan



MISSION TO PROMOTE AND PROTECT THE HEALTH AND WELL-BEING OF ALASKANS

Looking to the future

Governor Walker's 2014 – HSS Transition Report

Five Recommendations

(Department will explore further in coming months)

1. Medicaid Expansion and Maximize Federal Revenue
2. Administrative Improvements
(i.e. Eligibility and Payment systems)
3. Behavioral Health Policy Improvement and Enforcement
4. Health Care Cost and Affordability
5. Safety Net Service Delivery
(i.e. Children at Risk, Community Access Hospitals, Disproportionate Share Hospitals, Long Term Care)



MISSION TO PROMOTE AND PROTECT THE HEALTH AND WELL-BEING OF ALASKANS

QUESTIONS?

Quyana (thank you)



MISSION TO PROMOTE AND PROTECT THE HEALTH AND WELL-BEING OF ALASKANS