

**HCR**

**28**

<TARGET><BILL>HCR 28</BILL><SUBJECT>HCR  
28</SUBJECT><COMM>SSTA27</COMM></TARGET>

# SENATE COMMITTEE REPORT

DATE: 3/30/12

FURTHER: Rules

DATE TURNED IN TO OFFICE: 4/10/12

**State Affairs Committee** considered HOUSE CONCURRENT RESOLUTION NO. 28

## HCR 28-SEXUAL ASSAULT AWARENESS MONTH

Proclaiming the month of April 2012 to be Sexual Assault Awareness Month.

and recommends:

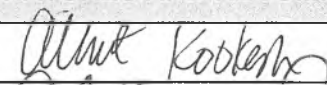
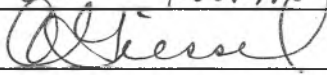

- be replaced with SCS \_\_\_\_\_ ( \_\_\_\_\_ )  Same Title  Technical Title Change  New Title/SCR No. \_\_\_\_\_
- adopt previous SCS \_\_\_\_\_ ( \_\_\_\_\_ )  Same Title  Technical Title Change  New Title/SCR No. \_\_\_\_\_
- attached amendment(s)
- adopt \_\_\_\_\_ Letter of Intent
- further referral to \_\_\_\_\_ Committee

Dept Abbr.	
ADM	LEG
CED	LAW
COR	LWF
CRT	MVA
EED	DNR
DEC	DPS
DFG	REV
GOV	DOT
DHS	UA

NEW FISCAL NOTE(S)				
Dept.	Fiscal	Indet.	Zero	FN #

PREVIOUS FISCAL NOTE(S)				
Dept.	Fiscal	Indet.	Zero	FN #
H. STA			✓	1

APPROPRIATION - no fiscal note

SIGNATURES AND RECOMMENDATIONS:	PRINTED LAST NAME	Do PASS	DO NOT PASS	NO REC	AMEND
	Kookem	✓			
	Giessel	✓			
CHAIR: 	Wielechowski	✓			



## REPRESENTATIVE CATHY MUÑOZ

### **HCR 28 SEXUAL ASSAULT AWARENESS MONTH**

All Alaskans deserve a life free from violence. Whether it is in the home, in relationships, or in our communities, every individual should live a life without fear and with security and safety. This resolution encourages Alaskans to speak out against sexual assault as we rise in unison to dispel the anger, self-blame, depression and anxiety that can be exhibited both emotionally and physically by those who have endured this terrible experience. This resolution emboldens Alaskans to declare that sexual assault of any kind will not be accepted.

As we embrace the Governor's "Choose Respect" campaign we join him and march arm in arm as we continue our message against all forms of sexual assault in Alaska. HCR 28 also recognizes the dedicated work in Alaska of the volunteers, staff, and agencies who dedicate their lives to ensure victims have someone to talk to, a place to go and other services and avenues to help. These individuals and groups deserve our respect and support and we join them to remove the veil of silence and declare intolerance towards sexual assault in Alaska.

HCR 28 proclaims the month of April 2012 to Sexual Assault Awareness Month in Alaska.

# FISCAL NOTE

**STATE OF ALASKA**  
**2012 LEGISLATIVE SESSION**

Bill Version HCR 28  
 Fiscal Note Number \_\_\_\_\_  
 () Publish Date \_\_\_\_\_

Identifier (file name) HCR 28 Dept. Affected \_\_\_\_\_  
 Title Sexual Assault Awareness Month Appropriation \_\_\_\_\_  
 Allocation \_\_\_\_\_  
 Sponsor Community & Regional Affairs Committee  
 Requester \_\_\_\_\_ OMB Component Number \_\_\_\_\_

**Expenditures/Revenues** (Thousands of Dollars)

Note: Amounts do not include inflation unless otherwise noted below.

	FY13 Appropriation Requested	Included in Governor's FY13 Request	Out-Year Cost Estimates					
			FY13	FY14	FY15	FY16	FY17	FY18
<b>OPERATING EXPENDITURES</b>								
Personal Services								
Travel								
Services								
Commodities								
Capital Outlay								
Grants, Benefits								
Miscellaneous								
<b>TOTAL OPERATING</b>	<b>0.0</b>	<b>0.0</b>	<b>0.0</b>	<b>0.0</b>	<b>0.0</b>	<b>0.0</b>	<b>0.0</b>	<b>0.0</b>

<b>FUND SOURCE</b>		(Thousands of Dollars)						
1002	Federal Receipts							
1003	GF Match							
1004	GF							
1005	GF/Prgm (DGF)							
1037	GF/MH (UGF)							
1178	temp code (UGF)							
<b>TOTAL</b>		<b>0.0</b>	<b>0.0</b>	<b>0.0</b>	<b>0.0</b>	<b>0.0</b>	<b>0.0</b>	<b>0.0</b>

<b>POSITIONS</b>								
Full-time								
Part-time								
Temporary								

<b>CHANGE IN REVENUES</b>								

Estimated **SUPPLEMENTAL (FY12) operating costs** \_\_\_\_\_ (separate supplemental appropriation required)  
 (discuss reasons and fund source(s) in analysis section)

Estimated **CAPITAL (FY13) costs** \_\_\_\_\_ (separate capital appropriation required)  
 (discuss reasons and fund source(s) in analysis section)

**Why this fiscal note differs from previous version (if initial version, please note as such)**

None

Prepared by House State Affairs Committee  
 Division Representative Bob Lynn, Chair  
 Approved by \_\_\_\_\_

Phone (907) 465-2794  
 Date/Time 03/21/2012 7:26am  
 Date 3/21/2012



## Intimate Partner Violence and Sexual Violence in the State of Alaska: Key Results from the 2010 Alaska Victimization Survey



### ***Out of every 100 adult women who reside in the State of Alaska:***

48 experienced intimate partner violence (IPV):



37 experienced sexual violence:



59 experienced intimate partner violence, sexual violence, or both:



These lifetime estimates come from a 2010 survey of adult women in the State of Alaska.  
Source: UAA Justice Center, Alaska Victimization Survey, <http://justice.uaa.alaska.edu/avs>.

### **Purpose of the Survey**

Every human being has the right to be safe and free from violence in their own homes, in their relationships, and in their community. Intimate partner violence and sexual violence are endemic problems. Up until now, comprehensive statewide data were not available to guide planning and policy development or to evaluate the impact of prevention and intervention services. This study provides the first definitive measures of intimate partner violence and sexual violence for the State of Alaska. The survey was designed to establish a baseline for the State. Results can be used to support prevention and intervention efforts that reduce violence against women.

### **Methodology**

A total of 871 adult women in Alaska participated in the survey. Respondents were randomly selected by phone (using both land lines and cell phones) in May and June of 2010. Respondents were asked behaviorally specific questions about intimate partner violence (both threats and physical violence). Intimate partners included romantic and sexual partners. Respondents were also asked about sexual violence (both alcohol or drug involved sexual assault and forcible sexual assault). These questions were not limited to intimate partners. Procedures were designed to maximize the safety and confidentiality of all respondents. The survey was approved by multiple institutional review boards and was supported by the Alaska Council on Domestic Violence and Sexual Assault.

### **Acknowledgments**

We sincerely thank the 871 adult women in Alaska who invested time and effort to participate in this victimization survey. They re-lived horrendous experiences, experiences that no one should be subjected to, to help the rest of us understand the extent of intimate partner and sexual violence in Alaska. Funding for this project was provided by the Alaska Council on Domestic Violence and Sexual Assault. The survey was administered by RTI International. Data were analyzed by the UAA Justice Center.

## Intimate Partner Violence and Sexual Violence in the State of Alaska: Key Results from the 2010 Alaska Victimization Survey

### Key Estimates

The following table shows the percentage and number of adult women in the State of Alaska who experienced each form of violence. All estimates were weighted to control for selection, non-response, and coverage. Estimates show that 58.6% of adult women in Alaska (or 144,881) experienced sexual violence, intimate partner violence, or both, in their lifetime; and 11.8% (or 29,174) experienced these forms of violence in the past year.

Measures of Violence	Lifetime		Past Year	
	%	N	%	N
<b>Intimate partner violence (composite)</b>	47.6%	117,685	9.4%	23,240
Threats of physical violence	31.0%	76,644	5.8%	14,340
Physical violence	44.8%	110,763	8.6%	21,262
<b>Sexual violence (composite)</b>	37.1%	91,725	4.3%	10,631
Alcohol or drug involved sexual assault	26.8%	66,260	3.6%	8,901
Forcible sexual assault	25.6%	63,293	2.5%	6,181
<b>Any Violence (composite)</b>	<b>58.6%</b>	<b>144,881</b>	<b>11.8%</b>	<b>29,174</b>

### **Intimate Partner Violence Estimates:**

The intimate partner violence composite includes both threats of physical violence and physical violence.

- 47.6% of adult women (or 117,685) experienced intimate partner violence in their lifetime, with:
  - 31.0% (or 76,644) experiencing threats of physical violence, and
  - 44.8% (or 110,763) experiencing physical violence.
- 9.4% of adult women (or 23,240) experienced intimate partner violence in the past year, with:
  - 5.8% (or 14,340) experiencing threats of physical violence, and
  - 8.6% (or 21,262) experiencing physical violence.

### **Sexual Violence Estimates:**

The sexual violence composite includes both alcohol or drug involved sexual assault and forcible sexual assault.

- 37.1% of adult women (or 91,725) experienced sexual violence in their lifetime, with:
  - 26.8% (or 66,260) experiencing at least one alcohol or drug involved sexual assault, and
  - 25.6% (or 63,293) experiencing at least one forcible sexual assault.
- 4.3% of adult women (or 10,631) experienced sexual violence in the past year, with:
  - 3.6% (or 8,901) experiencing at least one alcohol or drug involved sexual assault, and
  - 2.5% (or 6,181) experiencing at least one forcible sexual assault.

### **Important Limitations**

The survey excluded non-English speaking women, women without phone access, and women not living in a residence. Estimates may be higher among women excluded from the survey. Estimates may also be conservative because of the continuing stigma of reporting victimization. This survey measured the number of *victims*, not the number of *victimizations*. In addition, not all forms of intimate partner violence or sexual violence were measured.

For additional information on the Alaska Victimization Survey, please visit <http://justice.uaa.alaska.edu/avs>, or contact André Rosay with the UAA Justice Center (907-786-1821) or Lauree Morton with the Council on Domestic Violence and Sexual Assault (907-465-5503). National, statewide, and local resources for domestic violence, sexual assault, stalking, and teen dating abuse can be found online at: <http://gov.alaska.gov/parnell/priorities/choose-respect/links-to-organizations.html>.



# 2012 Alaska Dashboard

## Key Issues Impacting

### Domestic Violence and Sexual Assault in Alaska

Some of the data below are based on self-disclosures to survey questions on domestic violence (DV) and sexual assault (SA). These estimates are conservative (actual rates are much higher). As the stigma of reporting violence lessens and as we increase victim safety, those experiencing violence will be more likely to report and seek help. Certain estimates may increase over time (e.g., reports of harm, utilization of services, and reports to law enforcement).

Key Population Indicators for Alaska	Previous AK Data	Current AK Data	Percent Change	Progress
<b>Childhood Exposure to Domestic Violence</b>				
1. Percent of adults exposed to intimate partner violence of parent (BRFSS)	19.1%	19.2%	+1%	○
2. Percent of mothers whose 3 year old child saw violence or physical abuse (CUBS)	4.0%	7.2%	+80%	●
<b>Child and Youth Victimization</b>				
3. Percent of students experiencing physical dating violence in past year (YRBS)	13.3%	12.0%	-10%	●
4. Percent of students experiencing sexual violence in lifetime (YRBS)	10.1%	9.2%	-9%	●
<b>Reports of Harm (Child and Youth)</b>				
5. Rate of reported child abuse and neglect per 10,000 (US DHHS)	190.1	150.8	-21%	●
6. Rate of reported child sexual maltreatment per 10,000 (OCS)	5.8	6.5	+12%	●
<b>Adult and Elder Victimization</b>				
7. Percent of women experiencing physical intimate partner violence in past year (AVS)	N/A	9.4%	N/A	○
8. Percent of women experiencing sexual violence in past year (AVS)	N/A	4.3%	N/A	○
9. Percent of pregnant women experiencing intimate partner physical abuse (PRAMS)	3.6%	4.0%	+11%	●
<b>Reports of Harm (Adult and Elder)</b>				
10. Number of vulnerable adults reporting abuse or neglect (APS)	176	160	-9%	●
11. Number of vulnerable elders reporting abuse or neglect (APS)	73	76	+4%	○
<b>Primary Prevention and Protective Factors</b>				
12. Percent of pregnant women whose health provider talked to them about DV (PRAMS)	60.0%	61.3%	+2%	○
13. Percent of students comfortable seeking help from 3 or more adults (YRBS)	44.6%	43.8%	-2%	○
14. Percent of schools implementing Fourth R healthy relationship curriculum (DEED)	9.7%	12.5%	+29%	●
<b>Reports to Law Enforcement</b>				
15. Rate of forcible rape reported to law enforcement per 10,000 (UCR)	7.3	7.5	+3%	○
16. Number of domestic violence related homicides reported to law enforcement (DPS)	5	15	+200%	●
17. Number of elderly victims reporting DV-related sexual/physical assaults to AST (DPS)	176	149	-15%	●
<b>Utilization of Services</b>				
18. Rate of children evaluated by child advocacy centers per 10,000 (ACA)	81.9	94.8	+16%	●
19. Rate of adults utilizing services for domestic violence per 10,000 (CDVSA)	84.2	89.7	+7%	●
20. Rate of children with adults in domestic violence services per 10,000 (CDVSA)	74.0	74.4	+1%	○
21. Rate of adults utilizing services for sexual assault per 10,000 (CDVSA)	21.8	21.9	+0%	○
22. Rate of youth utilizing services for domestic violence per 10,000 (CDVSA)	22.5	17.9	-20%	●
23. Rate of youth utilizing services for sexual assault per 10,000 (CDVSA)	43.3	31.4	-27%	●
<b>Offender Accountability</b>				
24. Percent of reported forcible rapes resulting in an arrest (DPS)	24.3%	21.0%	-14%	●
25. Rate of juveniles referred for sex offenses per 10,000 (DJJ)	10.9	13.8	+27%	●
26. Rate of juveniles referred for a DV-related assault per 10,000 (DJJ)	N/A	38.5	N/A	○
27. Number of sexual assault cases accepted for prosecution (DOL)	111	118	+6%	●
28. Percent of accepted sexual assault cases with a conviction (DOL)	63.0%	66.1%	+5%	●
29. Number of sexual abuse of minor cases accepted for prosecution (DOL)	109	123	+13%	●
30. Percent of accepted sexual abuse of minor cases with a conviction (DOL)	84.4%	78.0%	-8%	○
31. Number of domestic violence cases accepted for prosecution (DOL)	2,617	2,977	+14%	●
32. Percent of accepted domestic violence cases with a conviction (DOL)	73.8%	73.1%	-1%	○

**Progress:** ● Progress Satisfactory ○ Progress Uncertain ● Progress Needs Improvement

Percent change is relative to previous data. See definition on page 3. Percent changes may or may not be statistically significant.

# 2012 Alaska Dashboard

## Key Issues Impacting Domestic Violence and Sexual Assault in Alaska

### National Comparisons

National data for comparison purposes are only available for a few of the population indicators on the Alaska dashboard for key issues impacting domestic violence and sexual assault in Alaska. Few of the data sources on the Alaska dashboard are available nationally or in other states. When they are available, data are rarely directly comparable. In particular, different states have different definitions for domestic violence and sexual assault. Listed below are the few indicators that are directly comparable to national data.

Key Population Indicators for Alaska	Previous AK Data	Current AK Data	U.S. Data
<b>Child and Youth Victimization</b>			
3. Percent of students experiencing physical dating violence in past year (YRBS)	13.3%	12.0%	9.8%
4. Percent of students experiencing sexual violence in lifetime (YRBS)	10.1%	9.2%	7.4%
<b>Reports of Harm (Child and Youth)</b>			
5. Rate of reported child abuse and neglect per 10,000 (US DHHS)	190.1	150.8	92.2
<b>Reports to Law Enforcement</b>			
15. Rate of forcible rape reported to law enforcement per 10,000 (UCR)	7.3	7.5	2.8

#### Percent of students experiencing physical dating violence in the past year (YRBS)

In 2009 (previous AK data), the percentage of Alaska high school students experiencing physical dating violence in the past year was 13.3%, compared to 9.8% of high school students in the U.S. The percentage of high school students experiencing physical dating violence in the past year was 1.4 times higher in Alaska than in the U.S.

#### Percent of students experiencing sexual violence in lifetime (YRBS)

In 2009 (previous AK data), the percentage of Alaska high school students experiencing sexual violence in their lifetime was 10.1%, compared to 7.4% of high school students in the U.S. The percentage of high school students experiencing sexual violence in their lifetime was 1.4 times higher in Alaska than in the U.S.

#### Rate of reported child abuse and neglect per 10,000 (US DHHS)

In 2010 (current AK data), the rate of reported and substantiated child abuse and neglect was 150.8 per 10,000 children (ages 0 to 17) in Alaska, compared to 92.2 per 10,000 children in the U.S. The Alaska rate was 1.6 times higher than the U.S. rate.

#### Rate of forcible rape reported to law enforcement per 10,000 (UCR)

In 2010 (current AK data), the rate of forcible rape reported to law enforcement was 7.5 per 10,000 in Alaska, compared to 2.8 per 10,000 in the U.S. The Alaska rate was 2.7 times higher than the U.S. rate.

### Forthcoming Indicators

<b>Reports to Law Enforcement</b>	
1.	Number of sexual assaults reported to law enforcement (DPS)
2.	Number of sexual abuses of minors reported to law enforcement (DPS)
<b>Offender Accountability</b>	
3.	Percent of juvenile sex offenders who recidivate (DJJ)
4.	Percent of adult sex offenders who recidivate (DOC)
<b>Primary Prevention and Protective Factors</b>	
5.	Percent of students who feel connected to their school (SCCS)

# 2012 Alaska Dashboard

## Key Issues Impacting Domestic Violence and Sexual Assault in Alaska

### Percent Change

Percent change is the increase or decrease in the current Alaska data relative to the previous Alaska data. It is not an absolute difference in percent. For example, indicator #2 has increased from 4.0% to 7.2%. The absolute difference in percent is 3.2, but the percent change from the previous to the current Alaska data is 80%, because 3.2 is 80% of the previous Alaska data. Percent changes may or may not be statistically significant since some change randomly occurs from year to year.

$$\text{Percent Change is } \frac{\text{Current AK data} - \text{Previous AK data}}{\text{Previous AK data}} \times 100$$

### Dashboard Indicator Definitions

#### Childhood Exposure to Domestic Violence

##### 1. Percent of adults exposed to intimate partner violence of parent

Behavioral Risk Factor Surveillance System (BRFSS). Approximately every third year, 2,500 adults in Alaska are asked "As a child, did you ever see or hear one of your parents or guardians being hit, slapped, punched, shoved, kicked or otherwise physically hurt by their spouse or partner?" Most current Alaska data are from 2009 and previous Alaska data are from 2006.

##### 2. Percent of mothers whose 3 year old child saw violence or physical abuse

Childhood Understanding Behaviors Survey (CUBS). Each year, over 1,000 mothers of three year old children are asked "Has your child ever experienced seeing violence or physical abuse in person?" Most current Alaska data are from 2010 and previous Alaska data are from 2009.

#### Child and Youth Victimization

##### 3. Percent of students experiencing physical dating violence in past year

Youth Risk Behavior Survey (YRBS). Every two years, over 1,000 students in traditional high schools are asked "During the past 12 months, did your boyfriend or girlfriend ever hit, slap, or physically hurt you on purpose?" Most current Alaska data are from 2011 and previous Alaska data are from 2009.

##### 4. Percent of students experiencing sexual violence in lifetime

Youth Risk Behavior Survey (YRBS). Every two years, over 1,000 students in traditional high schools are asked "Have you ever been physically forced to have sexual intercourse when you did not want to?" Most current Alaska data are from 2011 and previous Alaska data are from 2009.

#### Reports of Harm (Child and Youth)

##### 5. Rate of reported child abuse and neglect per 10,000

US Department of Health and Human Services (US DHHS). Rate of unique victims of reported and substantiated child abuse and neglect per 10,000 children ages 0-17. Child abuse and neglect is defined as any recent act or failure to act on the part of a parent or caretaker which results in death, serious physical or emotional harm, sexual abuse or exploitation; or an act or failure to act which presents and imminent risk of serious harm. Most current Alaska data are from 2010 and previous Alaska data are from 2009. For the purpose of the dashboard, this indicator is not used to measure rates of victimization. It is used to measure rates of reporting harm.

##### 6. Rate of reported child sexual maltreatment per 10,000

Office of Children's Services (OCS). Rate of non-duplicated children per 10,000 (ages 0-17) that are referred to the Office of Children's Services for substantiated incidents of sexual maltreatment. Sexual maltreatment includes sexual abuse (sexual assault, sexual abuse of a minor, incest, online enticement of a minor, unlawful exploitation of a minor, indecent exposure), sexual exploitation (allowing, permitting, or encouraging child prostitution), and prostitution or promoting prostitution. Most current Alaska data are from 2010 and previous Alaska data are from 2009. For the purpose of the dashboard, this indicator is not used to measure rates of victimization. It is used to measure rates of reporting harm.

### Adult and Elder Victimization

#### 7. Percent of women experiencing intimate partner violence in past year

Alaska Victimization Survey (AVS). In 2010, over 800 adult women were asked if in the past year, an intimate partner (a) "Made threats to physically harm you?" (b) "Slapped you?" (c) "Pushed or shoved you?" (d) "Hit you with a fist or something hard?" (e) "Kicked you?" (f) "Hurt you by pulling your hair?" (g) "Slammed you against something?" (h) "Tried to hurt you by choking or suffocating you?" (i) "Beaten you?" (j) "Burned you on purpose?" or (k) "Used a knife or gun on you?" Most current Alaska data are from 2010.

#### 8. Percent of women experiencing sexual violence in past year

Alaska Victimization Survey (AVS). In 2010, over 800 adult women were asked "When you were drunk, high, drugged, or passed out and unable to consent" in the past year, has anyone (a) "Had vaginal sex with you?" (b) "Made you receive anal sex?" (c) "Made you perform oral sex?" or (d) "Made you receive oral sex?" and has anyone in the past year "used physical force or threats to physically harm you to" (a) "Make you have vaginal sex" (b) "Make you receive anal sex?" (c) "Make you perform oral sex?" (d) "Make you receive oral sex?" (e) "Put their fingers or an object in your vagina or anus?" or (f) "Try to have vaginal, oral, or anal sex with you, but sex did not happen?" Most current Alaska data are from 2010.

#### 9. Percent of pregnant women experiencing intimate partner physical abuse

Pregnancy Risk Assessment Monitoring System (PRAMS). Each year, one of every six women who delivered a live-born infant is asked "During your most recent pregnancy, did your husband or partner push, hit, slap, kick, choke, or physically hurt you in any other way?" Most current Alaska data are from 2010 and previous Alaska data are from 2009.

### Reports of Harm (Adult and Elder)

#### 10. Number of vulnerable adults reporting abuse or neglect

Adult Protective Services (APS). Number of vulnerable adults with a substantiated allegation of abuse or neglect reported to Adult Protective Services. Vulnerable adults are people 18 years of age or older who, because of physical or mental impairment, are unable to meet their own needs or to seek help without assistance. Abuse includes the willful, intentional, or reckless nonaccidental, and nontherapeutic infliction of physical pain, injury, or mental distress; or sexual assault in the first or second degree. Neglect includes the intentional failure by a caregiver to provide essential care or services necessary to maintain the physical and mental health of the vulnerable adult (self-neglect is not included). Most current Alaska data are from 2011 and previous Alaska data are from 2010. For the purpose of the dashboard, this indicator is not used to measure rates of victimization. It is used to measure rates of reporting harm.

#### 11. Number of vulnerable elders reporting abuse or neglect

Adult Protective Services (APS). Number of vulnerable elders with a substantiated allegation of abuse or neglect reported to Adult Protective Services. Vulnerable elders are people 65 years of age or older who, because of physical or mental impairment, are unable to meet their own needs or to seek help without assistance. Abuse includes the willful, intentional, or reckless nonaccidental, and nontherapeutic infliction of physical pain, injury, or mental distress; or sexual assault in the first or second degree. Neglect includes the intentional failure by a caregiver to provide essential care or services necessary to maintain the physical and mental health of the vulnerable adult (self-neglect is not included). Most current Alaska data are from 2011 and previous Alaska data are from 2010. For the purpose of the dashboard, this indicator is not used to measure rates of victimization. It is used to measure rates of reporting harm.

### Primary Prevention and Protective Factors

*Primary prevention includes approaches before violence has occurred to prevent initial perpetration or victimization*

#### 12. Percent of pregnant women whose health provider talked to them about DV

Pregnancy Risk Assessment Monitoring System (PRAMS). Each year, one of every six women who delivered a live-born infant is asked "During any of your prenatal care visits, did a doctor, nurse, or other health care worker talk with you about physical abuse to women by their husbands or partners?" Most current Alaska data are from 2010 and previous Alaska data are from 2009.

#### 13. Percent of students comfortable seeking help from 3 or more adults

Youth Risk Behavior Survey (YRBS). Every two years, over 1,000 students in traditional high schools are asked "Besides your parents, how many adults would you feel comfortable seeking help from if you had an important question affecting your life?" Most current Alaska data are from 2011 and previous Alaska data are from 2009.

#### 14. Percent of schools implementing Fourth R healthy relationship curriculum

Department of Education & Early Development (DEED). Percentage of public secondary schools that have teachers trained in the Fourth R healthy relationship curriculum. Secondary schools include public high schools, middle schools, and alternative schools. Most current Alaska data are from FY12 and previous Alaska data are from FY11.

## Reports to Law Enforcement

### 15. Rate of forcible rape reported to law enforcement per 10,000

Uniform Crime Reports (UCR). Rate of forcible rape reported to most law enforcement agencies in Alaska per 10,000 population. Forcible rape is defined as the carnal knowledge of a female forcibly and against her will. Attempted forcible rapes are included, regardless of the age of the victim. Statutory offenses (no force used – victim under age of consent) are excluded. To obtain rates per 100,000, multiply the rates per 10,000 by 10. Most current Alaska data are from 2010 and previous Alaska data are from 2009.

### 16. Number of domestic violence related homicides reported to law enforcement

Alaska Department of Public Safety (DPS). Number of homicides (willful nonnegligent killings) known to law enforcement that occurred in Alaska where the homicide was committed by a household member against another household member. Household members include adults or minors who are current or former spouses, who live together or who have lived together, who are dating or who have dated, who are engaged in or who have engaged in a sexual relationship, who are related to each other up to the fourth degree of consanguinity, who are related or formerly related by marriage, who have a child of the relationship. Household members also include children of a person in any of these relationships. In some cases, the relationship of the victim to the offender is unknown. These cases are not included in the number of domestic violence related homicides. Most current data are from 2010 and previous Alaska data are from 2009.

### 17. Number of elderly victims reporting DV-related sexual/physical assaults to AST

Alaska Department of Public Safety (DPS). Number of elderly victims (age 60 or older) who reported an assault involving domestic violence or a sexual assault involving domestic violence to Alaska State Troopers. This is the unduplicated count of victims, not the count of offenses or cases. In addition, each victim is counted only once per year. This number does not include offenses reported to local or municipal police departments. This number also does not include other domestic violence offenses (other crimes against the person, burglary, criminal trespass, arson or criminally negligent burning, criminal mischief, terrorist threatening, violating a protective order, and harassment). Crimes are domestic violence related if they occur between household members (i.e., adults or minors who are current or former spouses, who live together or who have lived together, who are dating or who have dated, who are engaged in or who have engaged in a sexual relationship, who are related to each other up to the fourth degree of consanguinity, or who are related or formerly related by marriage; persons who have a child of the relationship; and minor children of a person in any of these relationships). Most current data are from 2010 and previous Alaska data are from 2009.

## Utilization of Services

### 18. Rate of children evaluated by child advocacy centers per 10,000

Alaska Children's Alliance (ACA). Number of children evaluated at a child advocacy center (duplicated count) per 10,000 children ages 0-17. Children are evaluated at child advocacy centers for allegations of child sexual abuse or assault, child physical abuse, drug endangerment, witnessing violent events in the home where they are present, and neglect or medical failure to thrive. Most current Alaska data are from state fiscal year 2010 and previous Alaska data are from state fiscal year 2009.

### 19. Rate of adults utilizing services for domestic violence per 10,000

Council on Domestic Violence and Sexual Assault (CDVSA). Number of unduplicated adults per 10,000 adults (age 18 and older) who utilized services from a CDVSA-funded domestic violence and sexual assault service agency, and who were recorded at that agency as being a primary victim of domestic violence. Primary victims are adults who are directly harmed, either physically or emotionally, by the actions of another. Domestic violence is defined as any pattern of coercive behavior that is used by one person to gain power and control over a current or former intimate partner. Domestic violence includes dating violence, which is violence committed by a person who is or has been in a social relationship of a romantic or intimate nature with the program participant. Most current Alaska data are from state fiscal year 2011 and previous Alaska data are from state fiscal year 2010.

### 20. Rate of children with adults in domestic violence services per 10,000

Council on Domestic Violence and Sexual Assault (CDVSA). Number of unduplicated minors per 10,000 minors (ages 0-17) who utilized services from a CDVSA-funded domestic violence or sexual assault service agency, and who were recorded as being a secondary victim of domestic violence. Secondary victims are minors beyond the immediate victim who have been affected by the repercussions of an event or events. These may include child witnesses who although not the direct target of abuse, have been affected. This number does not include minors who were primary victims of domestic violence (even if they were also secondary victims). Domestic violence is defined as any pattern of coercive behavior that is used by one person to gain power and control over a current or former intimate partner. Domestic violence includes dating violence, which is violence committed by a person who is or has been in a social relationship of a romantic or intimate nature with the program participant. Most current Alaska data are from state fiscal year 2011 and previous Alaska data are from state fiscal year 2010.

**21. Rate of adults utilizing services for sexual assault per 10,000**

Council on Domestic Violence and Sexual Assault (CDVSA). Number of unduplicated adults per 10,000 adults (age 18 and older) who utilized services from a CDVSA-funded domestic violence and sexual assault service agency, and who were recorded at that agency as being primary victims of sexual assault. Primary victims are adults who are directly harmed, either physically or emotionally, by the actions of another. Sexual assault includes both assaults committed by offenders who are strangers to the program participants and assaults committed by offenders who are known to, related by blood or marriage to, or in a dating relationship with the program participant. Most current Alaska data are from state fiscal year 2011 and previous Alaska data are from state fiscal year 2010.

**22. Rate of youth utilizing services for domestic violence per 10,000**

Council on Domestic Violence and Sexual Assault (CDVSA). Number of unduplicated youth per 10,000 youth (ages 12-17) who utilized services from a CDVSA-funded domestic violence and sexual assault service agency, and who were recorded at that agency as being a primary victim of domestic violence. Primary victims are youth who are directly harmed, either physically or emotionally, by the actions of another. Domestic violence is defined as any pattern of coercive behavior that is used by one person to gain power and control over a current or former intimate partner. Domestic violence includes dating violence, which is violence committed by a person who is or has been in a social relationship of a romantic or intimate nature with the program participant. Most current Alaska data are from state fiscal year 2011 and previous Alaska data are from state fiscal year 2010.

**23. Rate of youth utilizing services for sexual assault per 10,000**

Council on Domestic Violence and Sexual Assault (CDVSA). Number of unduplicated youth per 10,000 youth (ages 12-17) who utilized services from a CDVSA-funded domestic violence and sexual assault service agency, and who were recorded at that agency as being primary victims of sexual assault. Primary victims are youth who are directly harmed, either physically or emotionally, by the actions of another. Sexual assault includes both assaults committed by offenders who are strangers to the program participants and assaults committed by offenders who are known to, related by blood or marriage to, or in a dating relationship with the program participant. Most current Alaska data are from state fiscal year 2011 and previous Alaska data are from state fiscal year 2010.

**Offender Accountability****24. Percent of reported forcible rapes resulting in an arrest**

Alaska Department of Public Safety (Crime Reported in Alaska). Number of offenses cleared by arrest or exceptional means per actual offenses reported or known to law enforcement. Unfounded complaints are excluded. Most current Alaska data are from 2010 and previous Alaska data are from 2009.

**25. Rate of juveniles referred for sex offenses per 10,000**

Alaska Division of Juvenile Justice (DJJ). Rate of non-duplicated juveniles per 10,000 (ages 11-17) that are referred to the Alaska Division of Juvenile Justice for sexual assault in the first to fourth degree or sexual abuse of a minor in the first to fourth degree. Most current Alaska data are from FY11 and previous Alaska data are from FY10.

**26. Rate of juveniles referred for a DV-related assault per 10,000**

Alaska Division of Juvenile Justice (DJJ). Rate of non-duplicated juveniles per 10,000 (ages 11-17) that are referred to the Alaska Division of Juvenile Justice for domestic violence related assault in the first to fourth degree. An assault is domestic violence related if it occurred between household members (i.e., minors who are current or former spouses, who live together or who have lived together, who are dating or who have dated, who are engaged in or who have engaged in a sexual relationship, who are related to each other up to the fourth degree of consanguinity, or who are related or formerly related by marriage; persons who have a child of the relationship; and minor children of a person in any of these relationships). Most current Alaska data are for FY11 (these were extrapolated from data that were available from 2/23/11 to 6/30/11). These data were not collected prior to 2/23/11.

**27. Number of sexual assault cases accepted for prosecution**

Alaska Department of Law (DOL). Number of cases referred to the Alaska Department of Law that were accepted for prosecution with a sexual assault charge in the first, second, third, or fourth degree. A case is accepted for prosecution when the district attorney's office, after reviewing the file and evidence, determines that there is sufficient credible evidence to convict a specific person of the particular crime. Most current Alaska data are from 2009 and previous Alaska data are from 2008.

**28. Percent of accepted sexual assault cases with a conviction**

Alaska Department of Law (DOL). Percent of sexual assault cases accepted for prosecution that resulted in a conviction. Percentage is based on the number of cases accepted for prosecution with a sexual assault charge in the first, second, third, or fourth degree. A conviction is an accepted charge resulting in a finding of guilt (on any charge). A finding of guilt can occur through plea bargaining or being found guilty beyond a reasonable doubt by either a judge or jury. Most current Alaska data are from 2009 and previous Alaska data are from 2008. Conviction data were retrieved on 11/10/11. Data across years are not directly comparable because recent cases are more likely to be pending prosecution at the time of the data retrieval than older cases.

**29. Number of abuse of minor cases accepted for prosecution**

Alaska Department of Law (DOL). Number of cases referred to the Alaska Department of Law that were accepted for prosecution with a sexual abuse of a minor charge in the first, second, third, or fourth degree. A case is accepted for prosecution when the district attorney's office, after reviewing the file and evidence, determines that there is sufficient credible evidence to convict a specific person of the particular crime. Most current Alaska data are from 2009 and previous Alaska data are from 2008.

**30. Percent of accepted sexual abuse of minor cases with a conviction**

Alaska Department of Law (DOL). Percent of sexual abuse of minor cases accepted for prosecution that resulted in a conviction. Percentage is based on the number of cases accepted for prosecution with a sexual abuse of a minor charge in the first, second, third, or fourth degree. A conviction is an accepted charge resulting in a finding of guilt (on any charge). A finding of guilt can occur through plea bargaining or being found guilty beyond a reasonable doubt by either a judge or jury. Most current Alaska data are from 2009 and previous Alaska data are from 2008. Conviction data were retrieved on 11/10/11. Data across years are not directly comparable because recent cases are more likely to be pending prosecution at the time of the data retrieval than older cases.

**31. Number of domestic violence cases accepted for prosecution**

Alaska Department of Law (DOL). Number of cases referred to the Alaska Department of Law that were accepted for prosecution with an assault charge in the first, second, third, or fourth degree involving domestic violence. Most current Alaska data are from 2009 and previous Alaska data are from 2008.

**32. Percent of accepted domestic violence cases with a conviction**

Alaska Department of Law (DOL). Percent of assault cases involving domestic violence accepted for prosecution that resulted in a conviction for an assault involving domestic violence. Percentage is based on the number of cases accepted for prosecution with an assault charge in the first, second, third, or fourth degree involving domestic violence. Most current Alaska data are from 2009 and previous Alaska data are from 2008. Conviction data were retrieved on 11/10/11. Data across years are not directly comparable because recent cases are more likely to be pending prosecution at the time of the data retrieval than older cases.