

SB

8

<TARGET><BILL>SB 8</BILL><SUBJECT>SB
8</SUBJECT><COMM>SHSS27</COMM></TARGET>

SENATE COMMITTEE REPORT

DATE: 2/28/11

FURTHER:

DATE TURNED IN TO OFFICE: 3/17/11

Health and Social Services Committee considered SENATE BILL NO. 8

SB 8-STUDENT QUESTIONNAIRES AND SURVEYS

"An Act relating to questionnaires and surveys administered in the public schools."

and recommends:

- be replaced with CS _____ (_____) Same Title New Title
- adopt previous CS _____ (_____) Same Title New Title
- attached amendment(s)
- adopt _____ Letter of Intent
- further referral to _____ Committee

Dept Abbr.	
ADM	LEG
CED	LAW
COR	LWF
CRT	MVA
EED	DNR
DEC	DPS
DFG	REV
GOV	DOT
DHS	UA

NEW FISCAL NOTE(S)				
Dept.	Fiscal	Indet.	Zero	FN #
DHS			✓	

PREVIOUS FISCAL NOTE(S)				
Dept.	Fiscal	Indet.	Zero	FN #

APPROPRIATION - no fiscal note

SIGNATURES AND RECOMMENDATIONS:	PRINTED LAST NAME	DO PASS	DO NOT PASS	NO REC	AMEND
<i>K. Meyer</i>	Meyer			X	
<i>LEAN</i>	LEAN	X			
<i>Paul Dyson</i>	Dyson		X		
CHAIR: <i>Betty Davis</i>	DAVIS	X			

SENATE COMMITTEE REPORT First Committee of Referral

DATE: 1/19/11

FURTHER:

Health and Social Services

Date of 5-Day Notice: 2/10/11
(in accordance with Uniform Rule 23)

DATE TURNED IN TO OFFICE: 2/28/11

Education Committee considered SENATE BILL NO. 8

SB 8-STUDENT QUESTIONNAIRES AND SURVEYS

"An Act relating to questionnaires and surveys administered in the public schools."

and recommends:

- be replaced with CS _____ (_____) Same Title New Title
- adopt previous CS _____ (_____) Same Title New Title
- attached amendment(s)
- adopt _____ Letter of Intent
- further referral to _____ Committee

Dept Abbr.	
ADM	LEG
CED	LAW
COR	LWF
CRT	MVA
EED	DNR
DEC	DPS
DFG	REV
GOV	DOT
DHS	UA

NEW FISCAL NOTE(S)				
Dept.	Fiscal	Indet.	Zero	FN #
DHS			✓	1

PREVIOUS FISCAL NOTE(S)				
Dept.	Fiscal	Indet.	Zero	FN #

APPROPRIATION - no fiscal note

SIGNATURES AND RECOMMENDATIONS:	PRINTED LAST NAME	DO PASS	DO NOT PASS	NO REC	AMEND
	STEVENS			X	
	DAVIS	X			
	French	X			
CO-CHAIR:	Meyer			X	
CO-CHAIR:	Thomas	✓			

Alaska State Legislature

Interim: (May - Dec.)
716 W. 4th Ave
Anchorage, AK 99501
Phone: (907) 269-0144
Fax: (907) 269-0148



Session: (Jan. - May)
State Capitol, Suite 30
Juneau, AK 99801-1182
Phone: (907) 465-3822
Fax: (907) 465-3756
Toll free: (800) 770-3822

Senator_Bettye_Davis@legis.state.ak.us
<http://www.akdemocrats.org>

Senator Bettye Davis

SB 8 - "An Act relating to questionnaires and surveys administered in the public schools."

Sponsor Statement

The purpose of this bill is to increase participation in the national biennial Youth Risk Behavior Survey (YRBS) in order to meet the minimum 60% participation required by the Centers for Disease Control (CDC) for the survey to be validated for assessment, recording and reporting of reliable results. Alaska has periodically failed to meet minimum participation levels. This anonymous survey will next be administered in Alaska School Districts in Spring 2011 and 2013. This survey is enormously valuable to all aspects of society dealing with our youth. Failure to obtain usable information adversely affects education and funding of many services.

To help achieve this objective this bill will change the parental consent requirement for the YRBS from active to passive, that is, from written to implied consent if the parent does not object or deny permission in writing for the student to participate in the survey. To alleviate increased concerns about protecting the right to privacy the bill provides lengthy and detailed new notice requirements which will be sent to parents at least two weeks in advance of the survey. There will be ample time and opportunity for parents to review the survey with instructions on how to opt out. Students may also independently decline to participate or to answer specific questions in this completely voluntary and anonymous survey. Absolute privacy and anonymity are maintained by strict administrative procedures and return of surveys to CDC. Written permission is still required to be obtained from the student's parent or legal guardian for all other surveys, anonymous or not that inquire into personal or private family affairs of the student and not a matter of public record or subject to public observation.

Although research and experience suggest that the vast majority of parents would consent to their students participating in this survey, failure of parents to return written consent forms has been found more often to be the result of lack of interest or attention, rather than refusal. Consequently, results from whole schools periodically must be disregarded when not enough parental consent forms are returned.

Without facts and population-based information on youth risk behavior parents, students, educators, planners, and policy makers cannot understand and address the important health and social issues that affect students' happiness and success in the future. The Youth Risk Behavior Survey helps guide and evaluate important health and prevention programs in both the public and private sectors. Local, state and federal officials, schools, state and federal agencies, public and private grant programs and nonprofit health organizations rely on these surveys to educate, allocate resources, and compare trends concerning safety behaviors, injury prevention, tobacco prevention and control, obesity prevention, diabetes, heart disease and stroke, safe and drug free schools, substance abuse prevention, violence and suicide prevention, HIV, STD prevention, and connectedness to teachers, parents and other adults. SB 8 simply makes it easier to obtain information on youth risk behaviors, while increasing procedures to assure privacy, parental notice, and supervision.

LEGAL SERVICES

DIVISION OF LEGAL AND RESEARCH SERVICES
LEGISLATIVE AFFAIRS AGENCY
STATE OF ALASKA

(907) 465-3867 or 465-2450
FAX (907) 465-2029
Mail Stop 3101

State Capitol
Juneau, Alaska 99801-1182
Deliveries to: 129 6th St., Rm. 329

MEMORANDUM

January 27, 2011

SUBJECT: Sectional Summary (SB 8; Work Order No. 27-LS0084\A)

TO: Senator Bettye Davis
Chair of the Senate Education Committee
Attn: Thomas Obermeyer

FROM: Jean M. Mischel
Legislative Counsel

You have requested a sectional summary of the above-described bill.

As a preliminary matter, note that a sectional summary of a bill should not be considered an authoritative interpretation of the bill and the bill itself is the best statement of its contents. If you would like an interpretation of the bill as it may apply to a particular set of circumstances, please advise.

Section 1. Adds an exception for the Youth Risk Behavior Survey (YRBS) to the written permission requirement for student surveys.

Section 2. Provides detailed written notice requirements for all student surveys, including YRBS.

Section 3. Adds specific questions and process for a student and parent to refuse to participate in a student survey by submitting a written denial of permission.

Section 4. Provides an exception to written permission for YRBS and a minimum two week notice provision that is consistent with the requirements in sec. 2.

JMM:ljw
11-049.ljw

FISCAL NOTE

STATE OF ALASKA
2011 LEGISLATIVE SESSION

Fiscal Note Number: _____
 Bill Version: SB008
 () Publish Date: _____

Identifier (file name): SB008-DHSS-DPH-CDPHP
 Title: Student Questionnaires and Surveys
 Sponsor: Sen. Bettye Davis
 Requester: Senate EDC Committee
 Dept. Affected: Health and Social Services
 Appropriation: Public Health
 Allocation: Chronic Disease Prevention and Health Promotion
 OMB Component Number: 2818

Expenditures/Revenues (Thousands of Dollars)

Note: Amounts do not include inflation unless otherwise noted below.

	Appropriation Required	Information						
		FY 2012	FY 2012	FY 2013	FY 2014	FY 2015	FY 2016	FY 2017
OPERATING EXPENDITURES								
Personal Services								
Travel								
Services								
Commodities								
Capital Outlay								
Grants								
Miscellaneous								
TOTAL OPERATING		0.0	0.0	0.0	0.0	0.0	0.0	0.0

CAPITAL EXPENDITURES								
-----------------------------	--	--	--	--	--	--	--	--

CHANGE IN REVENUES								
---------------------------	--	--	--	--	--	--	--	--

FUND SOURCE (Thousands of Dollars)

1002 Federal Receipts								
1003 GF Match								
1004 GF								
1005 GF/Program Receipts								
1037 GF/Mental Health								
Other (please identify)								
TOTAL		0.0	0.0	0.0	0.0	0.0	0.0	0.0

Estimate of any current year (FY2011) cost: _____

POSITIONS

Full-time								
Part-time								
Temporary								

Why this fiscal note differs from previous version (if initial version, please note as such)

Not applicable. Initial version.

Prepared by: Ward B. Hurlburt, MD, MPH - Chief Medical Officer/Director
 Division: Public Health
 Approved by: Alison Elgee, Assistant Commissioner
Finance & Management Services

Phone 269-6680
 Date/Time 2/2/11 12:00 AM
 Date 2/11/2011

FISCAL NOTE

STATE OF ALASKA
2011 LEGISLATIVE SESSION

BILL NO. SB008

Analysis:

This legislation removes the requirement that a student's parent or legal guardian must provide written permission before a student can participate in the Youth Risk Behavior Survey. It requires the school district to provide notice of the survey and give the parent or legal guardian the opportunity to deny permission.

There is no fiscal impact on the Department of Health and Social Services.

FISCAL NOTE

STATE OF ALASKA
2011 LEGISLATIVE SESSION

Fiscal Note Number _____
 Bill Version SB8
 () Publish Date _____

Identifier (file name) SB8-EED-TLS-2-4-2011 Dept. Affected Education & Early Development
 Title "An Act relating to questionnaires and surveys administered in public schools." Appropriation Teaching & Learning Support
 Allocation Student & School Achievement
 Sponsor Senator Davis
 Requester Senate Education Committee OMB Component Number 2796

Expenditures/Revenues (Thousands of Dollars)

Note: Amounts do not include inflation unless otherwise noted below.

	Appropriation Required	Information						
		FY 2012	FY 2012	FY 2013	FY 2014	FY 2015	FY 2016	FY 2017
OPERATING EXPENDITURES								
Personal Services								
Travel								
Services								
Commodities								
Capital Outlay								
Grants								
Miscellaneous								
TOTAL OPERATING		0.0	0.0	0.0	0.0	0.0	0.0	0.0

CAPITAL EXPENDITURES								
-----------------------------	--	--	--	--	--	--	--	--

CHANGE IN REVENUES								
---------------------------	--	--	--	--	--	--	--	--

FUND SOURCE (Thousands of Dollars)

1002 Federal Receipts								
1003 GF Match								
1004 GF								
1005 GF/Program Receipts								
1037 GF/Mental Health								
Other (please identify)								
TOTAL		0.0	0.0	0.0	0.0	0.0	0.0	0.0

Estimate of any current year (FY2011) cost _____

POSITIONS

Full-time								
Part-time								
Temporary								

Why this fiscal note differs from previous version (if initial version, please note as such)

Prepared by Cynthia Curran, Director
 Division Teaching & Learning Support
 Approved by Michael Hanley
 Commissioner _____

Phone 465-2857
 Date/Time 2/4/11 12:00 AM
 Date 2/4/2011

FISCAL NOTE

STATE OF ALASKA
2011 LEGISLATIVE SESSION

BILL NO. SB8

Analysis

This legislation has no fiscal impact on the Department of Education and Early Development.

(c) Nothing in this section limits the ability of a peace officer, chief administrative officer, or other appropriate person, acting in compliance with local, state, or federal laws, to search a locker or other container provided in a public or private school by the school district. (§ 5 ch 33 SLA 1995)

Sec. 14.03.110. Questionnaires and surveys administered in public schools.

(a) A school district, principal or other person in charge of a public school, or teacher in a public school may not administer or permit to be administered in a school a questionnaire or survey, whether anonymous or not, that inquires into personal or private family affairs of the student not a matter of public record or subject to public observation unless written permission is obtained from the student's parent or legal guardian.

(b) For an anonymous questionnaire or survey, written permission required under (a) of this section may be obtained annually and is valid until the commencement of the subsequent school year or until the parent or legal guardian who gave permission submits a written withdrawal of permission to the school principal. The school shall provide each student's parent or legal guardian at least two weeks' notice before administering a questionnaire or survey described under this subsection.

(c) If a school administers to a student a questionnaire or survey that is not anonymous, the school shall obtain the written permission required under (a) of this section from the student's parent or legal guardian at least two weeks before the questionnaire or survey is administered.

(d) The school shall give a student's parent or guardian an opportunity to review the questionnaire or survey described under (b) or (c) of this section and shall give the parent or guardian written notice regarding

- (1) how the questionnaire or survey will be administered to the student;
- (2) how the results of the survey or questionnaire will be used; and
- (3) who will have access to the questionnaire or survey.

(e) A student may refuse to participate in a questionnaire or survey administered in a public school. A student's parent or legal guardian may refuse to allow the student to participate in a specified questionnaire or survey.

(f) In this section, "questionnaire or survey" means a list of questions to, or information collected from, a class or group of students. (§ 1 ch 23 SLA 1979; am §§ 1, 2 ch 63 SLA 1999)

Opinions of attorney general. — AS 14.03.110 — Behavior Risk Survey does not impermissibly invade the domain of the student's private 'family' affairs. September 28, 1998 Op. Att'y Gen. (Issued before 1999 amendment to this section.)
 As long as survey questions are limited to the student's own activities and the survey does not ask the student questions about parents or other activities occurring within a student's home, the 1997 Youth

Sec. 14.03.115. Access to school records by parent, foster parent, or guardian.

Upon request of a parent, foster parent, or guardian of a child under 18 years of age who is currently or was previously enrolled in a municipal school district or a school district that is a regional educational attendance area, the school district shall provide a copy of the child's record. This section does not apply to

- (1) a record of a child who is an emancipated minor; or
- (2) record information that consists of the child's address if the school district determines that the release of the child's address poses a threat to the health or safety of the child. (§ 1 ch 36 SLA 1999)

Sec. 14.03.120. Education planning; reports.

(a) A district shall annually file with the department, and make available to the public, a report that

- (1) establishes district goals and priorities for improving education in the district;
- (2) includes a plan for achieving district goals and priorities; and



Healthy Alaska



December 2009/January 2010

2009 Alaska Youth Risk Behavior Survey

Inside This Issue:

Page 1

- 2009 Alaska Youth Risk Behavior Survey
- Traditional High School YRBS Key Findings

Page 2

- Traditional High School YRBS Key Findings Continued
- Alternative High School YRBS Key Findings

Page 3

- Alternative High School YRBS Key Findings Continued
- Healthy Reading Kits Available
- Readiness and Emergency Management for Schools Grant

Page 4

- National Drunk and Drugged Driving Prevention Month
- Youth Alliance for a Healthier Alaska Art



Bram Booster

What phrase is hidden here?

- Bid becomes bIrd
- Ran becomes rAIn
- Bug becomes bUnG
- Sn becomes sIn
- Pan becomes pAIn
- Dug becomes duNG
- Doe becomes doGe

The Youth Risk Behavior Survey (YRBS) is part of a national surveillance system developed by the Centers for Disease Control (CDC). Administered every other year by the Department of Education & Early Development and the Department of Health and Social Services in conjunction with Alaska's public high schools, the YRBS is used to evaluate and address the prevalence of health risk behaviors among Alaska's youth that contribute to the leading causes of death and disease.

Due to the hard work of teachers and the high participation level of high school students, enough surveys were collected for the state to be able to draw conclusions about the level of youth risk behavior in Alaska.

Alaska 2009 results compared to 2007: In general the 2009 results were very similar to those of 2007, which is not surprising since changes are usually gradual.

Alaska trends over time: In general the prevalence of many risk behaviors have decreased over the last 14 years. The prevalence of smoking cigarettes, drinking alcohol, using marijuana, physical fighting, and contemplating suicide seem to be going down. The percent of students who have ever had sexual intercourse or reported having sexual intercourse in the past three months has stayed about the same. The percent of students reporting they did not go to school one or more days in the past month because they felt unsafe at school seems to be increasing.

Alaska compared to the US: The 2009 Alaska YRBS results are very similar to the national YRBS data from 2007 (which is the last available data — 2009 national survey results will be released this summer). Fewer students in Alaska reported being in a physical fight in the past 12 months compared to the national results (27.8 percent vs. 35.5 percent), but more students in Alaska reported being hit, slapped, or physically on purpose by their boyfriend or girlfriend in the past 12 months (13.3 percent vs. 9.9 percent). The percent of high school students attending daily PE is less than the national. Only 17.7 percent of high school students attend daily PE in Alaska compared to 30.3 percent of those in the national YRBS survey (2007).

Other Points:

Suicide is the leading cause of death of Alaska youth age 15-19

- ◆ 11.7% have made a plan about how they would attempt suicide and 8.5% actually attempted suicide one or more times in the past 12 months.

Motor vehicle crashes are the second leading cause of death among Alaska youth

- ◆ 21.3% report having driven in a car driven by someone who had been drinking and 8.9% reported driving a car when they had been drinking.

The obesity epidemic in Alaska and the nation contributes to the risk of heart disease, stroke, diabetes, and other chronic diseases. Health habits such as good nutrition and being physically active are the key to maintaining a health weight.

- ◆ 81.8% of high school students do not eat the recommended daily servings of fruits and vegetables.
- ◆ 57.6% did not get the recommended 60 minutes of physical activity per day for most days of the week.
- ◆ 82.3% did not attend daily PE classes.

Traditional High School YRBS Key Findings

The following key findings compare the 2009 traditional high school survey results to the 2007 results.

Weight Issues:

- ◆ 14.4% of students are overweight, compared to 16.2% in 2007.
- ◆ 11.8% of students are obese, compared to 11.1% in 2007.

Results continue on next page...



Brain Booster

Answers

Ring in the Changes!

**Anchorage Association
for the Education of
Young Children
(Anchorage AEYC)
Conference**

February 4-6, 2010
Downtown Hilton
Anchorage Hotel
Anchorage, Alaska

For more information,
contact 907-696-5884

Or visit: <http://www.anchorageaeyc.org>

**Alaska Statewide
Special Education
Conference (ASSEC)**

February 6-12, 2010
Downtown Sheraton
Anchorage, Alaska

For more information,
contact 907-465-2972

Or visit: <http://www.assec.org>

Traditional High School Key Findings Continued...

Alcohol, Tobacco and Drug Usage:

- ◆ 15.7% of students smoked cigarettes one or more of the past 30 days, compared to 17.8% in 2007.
- ◆ 21.7% of students had five or more drinks of alcohol in a row on one or more of the past 30 days, compared to 25.8% in 2007.
- ◆ 22.7% of students used marijuana one or more times during the past 30 days, compared to 20.5% in 2007.
- ◆ 24.8% of students were offered, sold, or given an illegal drug by someone on school property during the past 12 months, compared to 25.1% in 2007.

Safety Behaviors:

- ◆ 12.1% of students never or rarely wear a seat belt when riding as a passenger, compared to 7% in 2007.
- ◆ 21.3% of students have rode one or more times within the past 30 days with a driver who had been drinking, compared to 23.5% in 2007.
- ◆ 8.9% of students drove drunk within the past 30 days, compared to 9.7% in 2007.

Violence and Suicide:

- ◆ 27.8% of students were involved in a physical fight one or more times during the past 12 months, compared to 29.2% in 2007.
- ◆ 13.3% of students reported being hit, slapped, or physically hurt on purpose by their boyfriend or girlfriend during the past 12 months, compared to 12.4% in 2007.
- ◆ 13.9% of students seriously considered attempting suicide in the past 12 months, compared to 16.5% in 2007.

Sexual Behaviors:

- ◆ 43.5% of students have ever had sexual intercourse, compared to 45.1% in 2007.
- ◆ 30.4% of students had sexual intercourse with one or more people during the past three months, compared with 30.9% in 2007.
- ◆ 17.1% of students who had sexual intercourse during the past three months drank alcohol or used drugs before last sexual intercourse, compared to 22.1% in 2007.

Connectedness:

- ◆ 59.4% of students agree or strongly agree that their teachers really care about them and give them a lot of encouragement, compared to 56.1% in 2007.
- ◆ 83.3% of students feel comfortable seeking help from one or more adults besides their parents if they had an important question affecting their life, compared 87% in 2007.

Alternative High School YRBS Key Findings

Alternative High Schools were selected to participate in a statewide YRBS for the first time in 2009. EED determined that capturing risk-behavior data on Alternative Schools was essential for 2 reasons: 1) Alternative Schools are intentionally excluded from the Traditional Schools YRBS and therefore no data on their levels of risk behavior was being captured 2) several of the programs the Department manages require it to dedicate resources to Alaska's greatest at-risk youth so data confirming Alternative Schools serve this population was needed.

The data to follow is quite compelling, and indicates significantly higher levels of reported risk behavior in Alternative Schools students than is reported by their Traditional Schools peers for almost every measure. The following data represent key findings from the Alternative High School YRBS only. To view a side-by-side comparison of the Traditional high school responses and the Alternative high school responses, visit: http://www.hss.state.ak.us/dph/chronic/school/pubs/COMPARISON_TRAD_ALT_2009.pdf

Weight Issues:

- ◆ 18.3% of students are overweight.
- ◆ 18.9% of students are obese.

Results continue on next page...

Alternative High School YRBS Key Findings Continued...

Fetal Alcohol Spectrum Disorder (FASD) Southeast Alaska Regional Conference

February 18-20, 2010
Centennial Hall
Juneau, Alaska

For more information,
contact Donna James at
907-463-7169

Or visit: [http://
www.cethita.org/2010fas
dconference.html](http://www.cethita.org/2010fasdconference.html)

Alcohol, Tobacco and Drug Usage:

- ◆ 58% of students smoked cigarettes one or more of the past 30 days.
- ◆ 42.7% of students had five or more drinks of alcohol in a row on one or more of the past 30 days.
- ◆ 50.5% of students used marijuana one or more times during the past 30 days.
- ◆ 32.4% of students were offered, sold, or given an illegal drug by someone on school property during the past 12 months.

Safety Behaviors:

- ◆ 13.6% of students never or rarely wear a seat belt when riding as a passenger.
- ◆ 29.9% of students have rode one or more times within the past 30 days with a driver who had been drinking.
- ◆ 12.3% of students drove drunk within the past 30 days.

Violence and Suicide:

- ◆ 9.1% of students were involved in a physical fight one or more times during the past 12 months.
- ◆ 21.3% of students reported being hit, slapped, or physically hurt on purpose by their boyfriend or girlfriend during the past 12 months.
- ◆ 18.1% of students seriously considered attempting suicide in the past 12 months.

Sexual Behaviors:

- ◆ 82.2% of students have ever had sexual intercourse.
- ◆ 65.5% of students had sexual intercourse with one or more people during the past three months.
- ◆ 27.7% of students who had sexual intercourse during the past three months drank alcohol or used drugs before last sexual intercourse.

Connectedness:

- ◆ 72.4% of students agree or strongly agree that their teachers really care about them and give them a lot of encouragement.
- ◆ 84.2% of students feel comfortable seeking help from one or more adults besides their parents if they had an important question affecting their life.

Healthy Reading Kits Available

Healthy Reading is an initiative that seeks to promote K-12 health education sponsored by the Department of Education & Early Development (EED). Healthy Reading offers teachers the ability to teach about important health issues while simultaneously supporting reading practices.

Healthy Reading is comprised of a collection of age appropriate books that are selected and field tested by Alaskan teachers. Each kit contains 9 pieces of children's literature. These books cover an array of health issues that emerge naturally as children grow and develop and allow students to connect reading and writing skills to relevant life thinking skills. Ultimately, Healthy Reading is meant to empower and inform students about health issues, leaving them better able to obtain information, set goals, and develop skills that will promote their individual health.

Currently, the Department of Education & Early Development has three Healthy Reading kits available, Grades 2-4, Grades 4-8, and Grades 9-12. These kits are available to teachers, **FREE** of charge. For more information or to request a kit, please contact Kiara Alexander (907) 465-2304 or kiara.alexander@alaska.gov

Readiness and Emergency Management For Schools Grant (USDOE)

The US Department of Education recently announced the opening of the FY 2010 Readiness and Emergency Management for Schools Grant (REMS). Grants are available to local education agencies. For information regarding the REMS grant, view the USDOE REMS website at <http://www.ed.gov/>



National Drunk and Drugged Driving Prevention (3D) Month

Did You Know?

According to research by the NHTSA, teens are involved in 5 times as many fatal accidents as adults.

Alcohol-related car crashes rise in frequency during the holiday season, making this season the deadliest season of the year. Due to the increase in events involving alcohol, more people are more likely to find themselves driving while impaired. Unlike other types of accidents, drunk and drugged driving is one of the most preventable tragedies on the road.

Because of this, December has been designated, by presidential proclamation, as the National Drunk and Drugged Driving Prevention Month (or 3D Month). 3D month strives to bring public awareness to and prevention of alcohol and drug related crashes by campaigning for tighter laws and for alcohol checkpoints and by educating youth and adults about the perils of driving under the influence.

In 2008, 45% of all vehicular fatalities in Alaska resulted from alcohol-related incidents. Of all the fatalities and major injuries that occur on Alaska's roads and highways, teen drivers account for approximately 20% of incidents, most caused either by not wearing a seatbelt or by driving under the influence.

Traffic accidents are the leading cause of death among the United States teenage population and, according to the National Highway Traffic Safety Administration (NHTSA), more than one-third are alcohol related. Furthermore, drunk driving often results in the injury or loss of life among passengers and individuals outside the vehicle.

A recent study by the Alaska Department of Transportation & Public Facilities found a link between minor consuming and future DUIs (Driving Under the Influence). This study compared 1995-1999 minor consuming cases in Alaska to 1995-2006 DUI cases and found that 24% of youth charged with minor consuming will go on to have a DUI charge before their 31st birthday (Evaluation of Risk Factors for Repeat DUI Offenses, Preliminary Draft Report, November 2008).

The State of Alaska has developed a plan to reduce and prevent underage drinking, based on the national strategy put forth by the National Research Council, the Institute of Medicine of the National Academics of Science, and Congress. This plan highlights the national strategies as well as strategies that state and local agencies can employ.

To view state's plan, visit: http://www.dot.state.ak.us/stwdp/ing/hwysafetv/assets/pdf/2009_underagedrinkplan.pdf

SUBSCRIBE

To subscribe directly to our newsletter, visit us at: www.eed.state.ak.us/tls/schoolhealth/subscribe.htm

FEEDBACK

We are looking for feedback! If there are any changes you would like to see made and/or suggestions for content of the newsletter, please send them to: Meghan Nelson at: meghan.nelson@alaska.gov

Youth Alliance for a Healthier Alaska Art Contest

The Youth Alliance for a Healthier Alaska presents: *Make Art. Not Babies. An art contest to promote healthy teen relationships and sexual responsibility.*

Rules and Regulations:

Winning entries for each category will receive: \$150 VISA gift card for first place, \$50 VISA gift card for second place, \$25 VISA gift card for third place

Categories: 1. Video/radio 2. photography/graphic art

There will be a total of 6 winning entries.

Guidelines:

-The competition will be open to teenagers 14 through 19 years of age.

-Participants may enter one entry per category. Participants can only win in one category.

-Entry deadline is **February 19, 2010**. Entries received after this date will not be evaluated.

-Email submission to Sophie Wenzel: Sophie.wenzel@alaska.gov OR Mail to: YAHA, 4701 Business Park Blvd, Suite 20, Bldg J, Anchorage, AK 99503

-By entering the contest the entrant is giving YAHA and the State of Alaska the right to: (1.) publicly display his or her artwork. (2.) The right to photograph or otherwise reproduce the artwork for the use in connection with promotional or advertising activities by YAHA.

-All artwork must be original. All photographs must have been taken by the contestant. All videos and radio announcements must have been produced by contestant

-All entries must be "PG-13"- entries that are not appropriate will not be considered.

Regulations:

Video: Must be 2 minutes or less, Must be on a decrypted disc

Audio: Must be 30 seconds or less, Must be in MP3, WIM, or MPEG4 format

Photograph/Graphic art: Must be no less than 4" x 6" and no bigger than 11"x 17" in JPEG or Adobe format, Must have caption/name on entry

Criteria to Judge: Must have reality, originality and creative pizzazz, and relevancy to the issue.

For questions, please write Sophie.wenzel@alaska.gov

School Health Partners:



www.eed.state.ak.us/tls/schoolhealth/



www.hss.state.ak.us/dph/chronic/school/default.htm

DIVISION OF ADOLESCENT
AND SCHOOL HEALTH (DASH)



Surveillance Activities

Summary of



DEPARTMENT OF HEALTH AND HUMAN SERVICES
CENTERS FOR DISEASE CONTROL AND PREVENTION



Division of Adolescent and School Health



WHERE CAN I GET MORE INFORMATION?
VISIT WWW.CDC.GOV/HEALTHYYOUTH
OR CALL 800-CDC-INFO (800-232-4636).

Summary of Surveillance* Activities

Division of Adolescent and School Health

	Youth Risk Behavior Surveillance System (YRBSS)			School Health Policies and Program Study (SHPPS)	
	National	State/Territorial/Tribal/District	Other		
Purpose	<ul style="list-style-type: none"> To determine the prevalence of health-risk behaviors among students To assess trends in these behaviors To examine the co-occurrence of health-risk behaviors 			To provide national data on eight components of a school health program at the state, school district, school, and classroom levels	To provide data on school health policies and practices at schools among states, territories, tribal governments, and large urban school districts
Content	<ul style="list-style-type: none"> Unintentional injuries and violence Tobacco use Alcohol and other drug use Sexual behaviors that contribute to unintended pregnancy and sexually transmitted diseases, including HIV infection Unhealthy dietary behaviors Physical inactivity 			<ul style="list-style-type: none"> Health education Physical education and activity Health services Mental health and social services Nutrition services Healthy and safe school environment Faculty and staff health promotion Family and community involvement 	<ul style="list-style-type: none"> School health education requirements and content Physical education requirements Health services Nutrition-related policies and practices Family and community involvement in school health programs School health policies on HIV and AIDS prevention, tobacco-use prevention, and physical activity Professional preparation and staff development for lead health education teachers
Sample	Nationally representative sample of public and private high school students	Representative sample of public high school students in each jurisdiction	Representative sample of students in: <ul style="list-style-type: none"> Middle schools Alternative schools Juvenile justice facilities 	<ul style="list-style-type: none"> All states Nationally representative sample of school districts Nationally representative sample of public and private elementary schools, middle schools and high schools 	Representative sample of public middle schools and high schools in a state, territory, tribal government, or school district
Methods	Self-administered paper-and-pencil questionnaire, conducted in classrooms			Computer-assisted telephone and personal interviews and self-administered, mailed questionnaires	Self-administered, mailed questionnaires
Timing	Biennially, since 1991		Varied	Every 6 years, since 1994	Biennially, since 1994
Example Statements	In 2007, 57.3% of Hispanic female high school students in the U.S. attended physical education classes on 1 or more days in an average week when they were in school.	In 2007, 24.4% of female high school students in Kentucky attended physical education classes on 1 or more days in an average week when they were in school.	In 2007, 87.4% of middle school students in Wyoming attended physical education classes on 1 or more days in an average week when they were in school.	<p>State: In 2006, 70.5% of states required districts or schools to follow national or state physical education standards or guidelines.</p> <p>District: In 2006, 68.9% of districts had someone oversee or coordinate physical education.</p> <p>School: In 2006, 78.3% of schools required students to take some physical education.</p>	In 2006, 60.1% of secondary schools in Alabama required students to take 2 or more physical education courses.
Ownership of Data	CDC	States, territories, tribal governments, and districts	Varied	CDC	States, territories, tribal governments, and districts
Contractor	ORC Macro	Westat, Inc., plus companies hired by states, territories, tribal governments, and districts	Varied	ORC Macro	Westat, Inc., plus companies hired by states, territories, tribal governments, and districts
Web Site		www.cdc.gov/yrbss		www.cdc.gov/shpps	www.cdc.gov/healthyyouth/profiles

*Surveillance is the ongoing collection, analysis, and interpretation of data from generalizable samples.

These risk behaviors among high school students¹ ...

Unintentional Injuries and Violence

- 12% Rarely or never wore a seat belt
- 21% Rode with a driver who had been drinking alcohol, during the past month
- 20% Carried a weapon during the past month
- 28% Were in a physical fight during the past year
- 9% Attempted suicide during the past year

Alcohol and Other Drug Use

- 33% Drank alcohol during the past month
- 22% Reported episodic heavy drinking during the past month²
- 23% Used marijuana during the past month
- 7% Ever used cocaine
- 10% Ever used inhalants
- 21% Ever used prescription drugs without prescription

Sexual Behaviors

- 44% Ever had sexual intercourse
- 11% Had sexual intercourse with ≥ 4 people
- 30% Had sexual intercourse during the past three months
- 6% Did not use a condom during last sexual intercourse³

Tobacco Use

- 48% Ever tried cigarette smoking
- 16% Smoked cigarettes during the past month
- 5% Smoked cigarettes on ≥ 20 days during the past month
- 14% Used smokeless tobacco during the past month
- 10% Smoked cigars during the past month

Dietary Behaviors

- 83% Ate fruits and vegetables < 5 times/day during the past 7 days
- 20% Drank soda or pop one or more times a day during the past 7 days (not including diet soda or pop)

Physical Activity


- 58% Did not meet currently recommended levels of physical activity⁴
- 54% Did not attend physical education class
- 82% Did not attend physical education class daily

Overweight


- 14% Were overweight⁵
- 12% Were obese⁶

... contribute to these leading causes of death⁷

Youth Aged 10-24 Years



Adults Aged 25 Years and Older



¹ High school students grades 9-12 in Alaska excluding alternative schools and boarding schools, weighted data.

² Students who had five or more drinks of alcohol in a row within a couple of hours on at least 1 day during the past 30 days

³ Among students who had sexual intercourse during the past 3 months.

⁴ Students who were not physically active for a total of at least 60 minutes per day on 5 or more days of the past 7 days.

⁵ Students who were at or above the 85th percentile but below the 95th percentile for body mass index by age and sex.

⁶ Students who were at or above the 95th percentile for body mass index by age and sex.

⁷ 2004-2006 Alaska mortality data, Centers for Disease Control and Prevention.


For more information visit www.hss.state.ak.us/dph/chronic

Or call 1-888-465-3140

The Alaska Youth Risk Behavior Survey is a joint project between the Department of Health and Social Services and the Department of Education & Early Development in cooperation with the Centers for Disease Control and Prevention



Main Office
130 Seward St #209
Juneau, Alaska 99801
Phone: (907) 586-3650
Fax: (907) 463-4493
www.andvsa.org



Pro Bono Office
PO Box 6631
Sitka, Alaska 99835
Phone: (907) 747-7545
Fax: (907) 747-7547

February 4, 2011

Senator Bettye Davis
State Capitol, Room 30
Juneau, AK 99801

Re: Letter of Support for SB 8

Dear Senator Davis:

Thank you for introducing SB 8: *An Act Relating to Questionnaires and Surveys Administered in the Public Schools*. The Alaska Network on Domestic Violence & Sexual Assault is committed to prevention efforts and serving victims of violence. This bill can help. SB 8 will provide a valuable tool in our efforts to understand the prevalence and shared risks of youth experiencing violence, while retaining a family's rights to remove their child from participating in the survey and allow a key segment of the student population, often the most vulnerable students, to participate in the survey.

The Centers for Disease Control and Prevention (CDC) Youth Risk Behavioral Survey (YRBS) is used nationally, and within Alaska, to determine risk behaviors among the Alaska high school student population. CDC developed YRBS data is a credible data source that can be compared to national data. This survey covers a broad range of risk behaviors and streamlines information gathering and administering surveys in the schools. However, currently with our opt-in YRBS policies, many communities, and sometimes our state, have struggled to have enough responses to consider the data valid.

This information and data is essential to help educators, health workers, social service agencies, victim service programs, and other allied professionals to better serve our communities. This data helps teachers working on prevention education to determine the best age to teach various skills and health topics in their classrooms. This data also helps organizations seeking resources to advocate for real needs in their communities as well as assisting health practitioners and others to determine how to best approach students with co-occurring risk behaviors.

Within the field of domestic and sexual violence prevention, current YRBS data indicates that in traditional high schools, more than 17% of 12th grade students have experience physical violence in a dating relationship and more than 11.5% have been forced to have sexual intercourse. We also know that in alternative schools, these numbers are 22.6% and 21.9%. While these numbers are staggering, they are incomplete, due to the current opt-out YRBS policies, with many of the most vulnerable students failing to return permission forms.


Member Programs

Anchorage AWAIC, STAR Barrow AWIC Bethel TWC Cordova CFRC Dillingham SAFE
Fairbanks IAC Homer SPHH Juneau AWARE Kenai LeeShore Center Ketchikan WISH Kodiak KWRCC
Kotzebue MFCC Nome BSWG Sitka SAFV Unalaska USAFV Valdez AVV

This bill is also very timely and in line with Governor Parnell's initiative to end domestic and sexual violence in our state in the next 10 years. One of the key strategies to ending the violence is by focusing on primary prevention efforts that employs various strategies to stop perpetration of violence, *before it ever occurs*. To achieve this, the Governor has brought together a multi-disciplinary group of allied professionals from communities throughout Alaska to look at the current gaps in the data needed to reach our primary prevention goals. SB 8 will help to fill ones of those gaps.

Thank you for bringing forth a bill that will provide a low cost way to better understand the scope of teen dating and sexual violence in Alaska and will assist in strengthening our violence prevention efforts.

Sincerely,




Peggy Brown
Executive Director

cc: Lisa Mariotti, Policy Director
Lori Grassgreen, Director of Prevention Projects

February 24, 2011

Senator Bettye Davis
Alaska Senate Education Committee
Alaska State Senate
State Capitol Room 30
Juneau, Alaska 99801



Dear Senator Davis and Members of the Senate Education Committee:

The Leadership Team of Anchorage United for Youth requests your support for Senate Bill 8, "*An Act relating to questionnaires and surveys administered in the public schools.*"

Anchorage United for Youth has been making real headway at addressing the issues that impact Anchorage youth through a coordinated community effort with over 40 non-profit, public and private partners committed to increasing graduation rates, decreasing youth substance use and reducing juvenile crime rates. Current success with the Anchorage United for Youth plan and its implementation has led to interest from around the state in replicating this effort. Reliable and valid data like that obtained through the Youth Risk Behavior Survey (YRBS) is integral to the success and sustainability of this effort.

Reliable and statistically valid community data is critical to our mission of supporting Anchorage youth. Routine standardized surveys such as the YRBS allow us to track trends over time and help guide and evaluate the important youth programs we implement to keep our youth on track to graduate from high school, avoid delinquency and reject substance use. The YRBS must have a response rate of 60% to make it statistically valid, yet current legislation requires active parental consent which presents significant obstacles and costs to achieving this response rate. Approximately \$90,000 is spent for just one survey cycle in order to provide the incentives necessary to simply get permission slips returned. However, failure to return permission slips is primarily linked to apathy, oversight, and student error, not parental refusal of permission, which averages around 10%.

Senate Bill 8 protects previously legislated parental rights to consent, parental rights to notification, and children's rights to refuse participation. We support Senate Bill 8 because it continues to provide these protections and respects the privacy of families, while removing the obstacles to obtaining this vital data that allows us to track and improve conditions for our youth.

We thank you for your commitment to youth in the state of Alaska and ask for your support of Senate Bill 8.

Sincerely,

Greg Razo, Cook Inlet Region, Inc.
Chair, Anchorage United for Youth Leadership Team

Anchorage United for Youth Leadership Team

From: Becky Judd [mailto:bjudd-h@ak.net]

Sent: Thursday, February 24, 2011 11:03 PM

To: Sen. Kevin Meyer

Subject: Support for SB 8

Dear Senator Meyer,

I am writing **in support of SB 8**, an act related to surveys and questionnaires in public schools. I believe there will be public testimony on Friday 2/24 at 8am. Please accept this email as public testimony.

I have worked in the prevention of teen pregnancy, substance use, tobacco and suicide with school communities statewide for over 20 years. Local schools and agencies need the YRBS data to: 1) evaluate services in their community; 2) determine the effectiveness of their efforts in preventing the behaviors measured. Many state and national grants require this data to get funding.

The active consent law puts an undue burden on the schools to obtain positive parent permissions, becoming increasingly cumbersome and expensive. In the past, I volunteered assistance to a district conducting follow-up calls and letters to parents who forgot to send back the permission slips. My talking to hundreds of parents, only a few objected to their children's participation in the anonymous survey.

Parents opposed to participation, are already actively involved in their children's lives. They speak up when the surveys are taking place and are very proactive in voicing their objections in part because the active consent is not needed for them. The growing burden on the schools to obtain these permissions is taking time away from instruction. Yet, we need this data, to determine the success of our efforts.

Please support SB8.

Sincerely,

Becky Judd

6401 Italy Circle

Anchorage, AK 99516

907 345-3619

From: Jeans, Eddy (EED) [mailto:eddy.jeans@alaska.gov]
Sent: Wednesday, March 11, 2009 11:49 AM
To: Thomas Obermeyer
Cc: Herman, Marcy J (EED)
Subject: FW: SB 101

Prior Bill - Same Issues

Here are the responses to the questions at the hearing.

Statistics on parental consent for YRBS:

Data from the statewide survey from the last time the YRBS was administered (2007) showed that (after intense efforts to collect forms), in general 69-70% of parents provided written permission, 10-11% of parents declined permission, the remaining 20% of parents did not respond. (It is the non-responders that affect the survey the most). These rates vary by school and district – contact individual school districts for more information on their local YRBS survey experience.

How is the student identity protected?

The YRBS survey is an anonymous and voluntary survey. The survey has been designed to protect each student's privacy. Students do not put their name or any other identifier, or the name of their class or school on the survey. The teacher or proctor is given special instructions and a script to follow and are also required to sign an *Assurance of Confidentiality Form* which is returned to the Department of Health and Social Services.

When students finish the survey, they place their answer sheet in a privacy envelope and seal it shut. The envelopes are then placed in a big box or envelope for returning to the state.

Just another FYI:

The Protection of Pupil Rights Amendment only applies to "required" surveys. (See CDC Parental Permission and the YRBS, 2006)

Let me know if you need any more information.

Patty Owen
School Health/YRBS Coordinator

Response to questions during HHSS hearing 2/11/10 on SB 101 – Questionnaires and Surveys in Public Schools.

1. Copy of 1995 YRBS Survey (See attached)

2. Cost to School Districts to reach the minimum of 60% validity threshold for representative data.


There is no direct cost to school districts to reach the validity threshold, other than contribution of staff time and often copying and postage. School districts receive incentive funding, depending on their size, between \$800 and \$30,000 per district. The total state expenditure in 2009 was approximately \$90,000 (which included the special Alternative School Survey). In addition, some districts receive supplemental money from their community coalitions. The \$90,000 was made up of a combination of federal funding from the YRBS grant and a special contribution of \$20,000 from the Division of Behavioral Health and \$50,000 as a one-time contribution from the Alaska Mental Health Trust.

3. Impact on grants of failure to meet the minimum of 60% statistical validity.

We do not have evidence of loss of federal funding for inadequate response rate to YRBS. What we can provide is examples of the program and grant dollar amounts used at the state level that rely on YRBS data.

- DHSS/Division of Public Health/CDC Tobacco Program funding : approximately \$1.6 million per year
- Dept. of Education & Early Development (DEED)/CDC HIV Prevention funding: \$275,000 per year
- DEED/Federal funding: Up until recently, the Title IV Safe and Drug-Free Schools and Community Program funds (formerly \$1.7 million) relied on YRBS – however, this program has been eliminated. It is anticipated that it will be replaced with a new program (focusing on Positive School Climate) which will likely be competitive and it would be difficult to compete with other states without YRBS data with the majority of states that do have YRBS data.
- DHSS/Division of Behavioral Health Programs/Federal Funding:
 - Federal Substance Abuse Prevention and Treatment Block Grant (\$4.8 million approx. per year) has required national outcome measures using YRBS
 - Alaska Youth Suicide Prevention Project, US Dept. of Health and Human Services, Substance Abuse and Mental Health Services Administration (SAMHSA). \$500,000 per year x 3 years (1.5 million)
 - SAMHSA's Strategic Prevention Framework State Incentive Grant, five-year, \$11.5 million grant
- Comprehensive Mental Health Plan: \$106,000 from the Alaska Mental Health Trust

Other programs/efforts that rely on the YRBS data:

- 
- Overall tracking progress on State Health Plan (Healthy Alaskans 2010) – approximately 16 measures.
 - DEED/No Child Left Behind (NCLB) requirements to collect data captured in the YRBS remain in place and DEED has no other established mechanism to gather this data. Building a new instrument would be costly and labor intensive, and DEED presently lacks the infrastructure to accomplish this and would no doubt run in to the same challenges as YRBS faces.
 - Alaska’s Plan to Reduce and Prevent Underage Drinking - without the YRBS data we will lose our baseline data to show we are making change.
 - DHSS State Epidemiological Outcomes Workgroup contract deliverables relies heavily on YRBS data.
 - Alaska Obesity Prevention Plan

Other large community grants:

- 7 SAMSHA grants directly to community coalitions

District level grants:

- One of the eligibility requirements for school districts to apply for state Tobacco Prevention Grants (\$800,000) is to collect local YRBS data.
- A query is in process to determine how else school districts have used the data to leverage additional funding. Responses so far have mentioned being able to get grant funding for school counselors to address the needs identified by YRBS.

February 23, 2010

Prior Bill-Same Issues

Representative Bob Herron, Co-Chair
Representative Wes Keller, Co-Chair
House Health, Education and Social Services Committee
Alaska State Capitol
Juneau, AK 99801-1182
Fax: 907-465-4589 (Rep. Herron)
Fax: 907-465-3818 (Rep. Keller)

RE: SB 101 (Davis)--Support

Dear Co-Chairs Herron and Keller:

On behalf of the American Heart Association, we strongly encourage you and your colleagues on the House Health, Education and Social Services Committee to support SB 101, a bill that would change the requirements of parental consent for students to participate in anonymous questionnaires and surveys. Currently, parents must actively consent in order for their child to participate in anonymous surveys about student health and behavior. If SB 101 were to become law, parents and students could still opt out of participation, but if they declined to opt out, their consent to participate would be implied.

The American Heart Association is a national voluntary health agency whose mission is "Building healthier lives, free of cardiovascular diseases and stroke." The American Heart Association supports SB 101 because it would make it feasible to reliably collect weighted, statistically significant data to accomplish important public health tasks like tracking childhood physical activity levels, and ensuring that tobacco prevention programs directed at our youth are on-target and actually effective in reducing tobacco use.

By allowing the state to more reliably track the health of our children, SB 101 will result in better, more effective programs directed at Alaska's children, and ultimately reduce preventable threats to cardiovascular health like tobacco use and chronic obesity.

Should you have any questions about our position, please feel free to contact me at 720-280-3097. Thank you for your consideration.

Sincerely,



Chris Sherwin
Vice-President, Advocacy
American Heart Association/ Pacific Mountain Affiliate

CC: Sen. Bettye Davis
Fax: 907-465-3756

Sen. Bettye Davis

From: Corinne McVee [cmcvee@gmail.com]
To: Monday, February 22, 2010 10:18 PM
Subject: Sen. Bettye Davis
SB 101/HB 130: Student Questionnaires and Surveys

Prior Bill
Same Issues

Dear Senator Davis,

Thank you for supporting SB101/HB 130 "Student Questionnaires and Surveys." The data gathered from the Youth Risk Behavior Survey is of critical importance to Alaska's school districts and other youth-serving organizations. The bill will remove barriers to administering the Youth Risk Behavior Survey (YRBS), an anonymous survey that parents already overwhelmingly grant permission to administer. By eliminating the requirement to gather parental permission forms, the bill will save precious dollars and instructional time in our schools.

As a professional grant writer, I can attest that it is impossible to develop competitive grant applications without YRBS data that is complete, accurate, and timely. The higher the survey participation rate, the better the quality of the data.

I understand that some of the bills' opponents think that students will be encouraged to engage in risky behavior simply by taking the survey. I believe that the opposite is true. If anything, the act of responding to the YRBS may discourage these behaviors by reminding kids that adults are interested in finding out what they are doing. My nine nieces and nephews, most of whom are current or recent high school students, assure me that they did not learn of risky behaviors when taking the YRBS. They were well aware of everything the survey addresses!

By supporting this important bill, you are helping Alaska's youth-serving organizations to get accurate data in order to better address the needs of our young people.

Thank you for considering this matter that is so critical for the welfare of Alaska's youth.

Sincerely,

Corinne McVee

Grant Writer, Anchorage School District

2000 Habicht Court

Anchorage, AK 99504

907-338-0289

1998 Alaska Statute

Sec. 14.03.110. Questionnaires and surveys administered in public schools.

A school district, principal or other person in charge of a public school, or teacher in a public school may not administer or permit to be administered in a school a questionnaire or survey, whether anonymous or not, that inquires into private family affairs of the student not a matter of public record or subject to public observation unless written permission is obtained from the student's parent or guardian.

1999 Alaska Statute

Sec. 14.03.110. Questionnaires and surveys administered in public schools.

(a) A school district, principal or other person in charge of a public school, or teacher in a public school may not administer or permit to be administered in a school a questionnaire or survey, whether anonymous or not, that inquires into personal or private family affairs of the student not a matter of public record or subject to public observation unless written permission is obtained from the student's parent or legal guardian.

(b) For an anonymous questionnaire or survey, written permission required under (a) of this section may be obtained annually and is valid until the commencement of the subsequent school year or until the parent or legal guardian who gave permission submits a written withdrawal of permission to the school principal. The school shall provide each student's parent or legal guardian at least two weeks' notice before administering a questionnaire or survey described under this subsection.

(c) If a school administers to a student a questionnaire or survey that is not anonymous, the school shall obtain the written permission required under (a) of this section from the student's parent or legal guardian at least two weeks before the questionnaire or survey is administered.

(d) The school shall give a student's parent or guardian an opportunity to review the questionnaire or survey described under (b) or (c) of this section and shall give the parent or guardian written notice regarding

- (1) how the questionnaire or survey will be administered to the student;
- (2) how the results of the survey or questionnaire will be used; and
- (3) who will have access to the questionnaire or survey.

(e) A student may refuse to participate in a questionnaire or survey administered in a public school. A student's parent or legal guardian may refuse to allow the student to participate in a specified questionnaire or survey.

(f) In this section, "questionnaire or survey" means a list of questions to, or information collected from, a class or group of students.

Youth Risk Behavior Survey

SB 8



Youth Risk Behavior Survey

Senate Bill 8, Student Questionnaires and Surveys, strengthens parental notification and allows for passive parental consent for students taking the Youth Risk Behavior Survey (YRBS.)

Background Information

What the bill does:

SB 8 maintains and strengthens current parent notification provisions. It ensures that parents are informed that the survey will be given, provides for the opportunity to review survey content, and allows parents to choose not to allow their children to participate.

What the YRBS is:

The YRBS is a voluntary, anonymous school-based survey of high school students (grades 9-12). There is also a shorter version for middle school students (grades 7 - 8). It is a nationally recognized and administered survey instrument developed by the Centers for Disease Control and Prevention (CDC) in 1991. The high school survey is conducted every two years on both the national and state level. It is completely anonymous. No identifying information is given and students immediately put their answer sheet into a sealed envelope to be turned in to the state. The survey is administered through cooperation between Alaska's Department of Education & Early Development, Department of Health and Social Services, local school districts and the CDC.

Why we need the law changed:

The current law, requiring signed permission slips for any student to participate, unnecessarily hinders data collection needed to design and evaluate risk prevention programs and services to protect our youth. The state spent about \$90,000 in 2009 on incentives to support getting permission slips returned (whether positive or negative). This is in addition to extra staff time and costs incurred by local school districts.

Over the last decade, the survey has had years of not meeting the necessary response rate to have valid data or has barely made the minimum response rate cut off for valid data, resulting in an adequate but less than desirable degree of confidence in the results compared to achieving a higher response rate.

Parental Engagement & Support for Alaska's Youth

SB8 recognizes the need to keep parents informed and given opportunities for engagement. It balances this with the need to keep administrative burden to a minimum, resulting in a bill that supports both parental involvement and the ability to better serve our youth.

American Cancer Society Cancer Action Network / 3851 Piper Street, Suite U240, Anchorage, AK 99508

Alaska Director of Government Relations, Emily Nenon / Emily.Nenon@cancer.org

www.acscan.org/alaska