

**2/15/12
PRESENTA-
TION BY
NCSL:
SUICIDE
AWARENESS**

<TARGET><BILL></BILL><SUBJECT>2-15-12 PRESENTATION BY
NCSL SUICIDE
AWARENESS</SUBJECT><COMM>SHSS27</COMM></TARGET>



Presentation to the Alaska State Legislature: Suicide Rates and Options for Prevention

Hollie Hendrikson
National Conference of State Legislatures



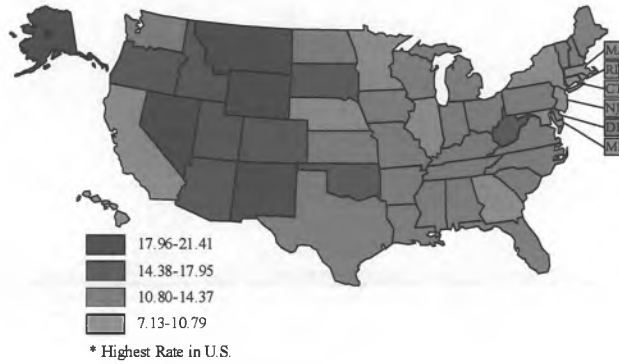
10 Leading Causes of Fatal Injuries in Alaska, by Age Group (2005-2009)

Rank	<1	1-4	5-9	10-14	15-24	25-34	35-44	45-54	55-64	65-74	75-84	85+
1	Suicide 41	MV Traffic 6	Drowning 8	MV Traffic 12	Suicide 179	Suicide 130	Suicide 132	Poisoning 156	Suicide 82	Suicide 26	Falls 31	Falls 25
2	Assault 6	Fire 5	Fire 7	Suicide 7	MV Traffic 87	Poisoning 63	Poisoning 118	Suicide 136	MV Traffic 59	MV Traffic 25	Suicide 13	Suicide 10
3			MV Traffic 9	Poisoning 5	Poisoning 59	MV Traffic 57	MV Traffic 51	MV Traffic 54	Drowning 13	Falls 15	Suicide 8	Suicide 6
4					Assault 47	Assault 36	Assault 41	Assault 29	Assault 12	Poisoning 12	MV Traffic 7	
5					Drowning 27	Drowning 26	Drowning 39	Drowning 27	Aircraft 11	Fire 5	Hypothermia/Frostbite 5	
6					Snow machine 19	Snow machine 17	Snow machine 14	Hypothermia/Frostbite 22	Poisoning 8			
7					ATV 16	Fire 10	ATV 13	Falls 15	Hypothermia/Frostbite 7			
8					Hypothermia/Frostbite 12	Hypothermia/Frostbite 7	Hypothermia/Frostbite 11	Fire 13	Fire 3			
9					Fire 6	Aircraft 6	Poisoning 10	Poisoning 12	Aircraft 8			
10					Aircraft 6		Aircraft 3					

Source: Division of Public Health, Dept. of Health & Social Services, Alaska Bureau of Vital Statistics, occurrence data from 1 year period. * ATV and snow machine deaths may be included in drowning death counts; poisoning, bicycle, ATV, and snow machine deaths may be included in MV traffic death counts. Poisoning includes or (if listed) poisoning by exposure to alcohol. Current January 4, 2012.



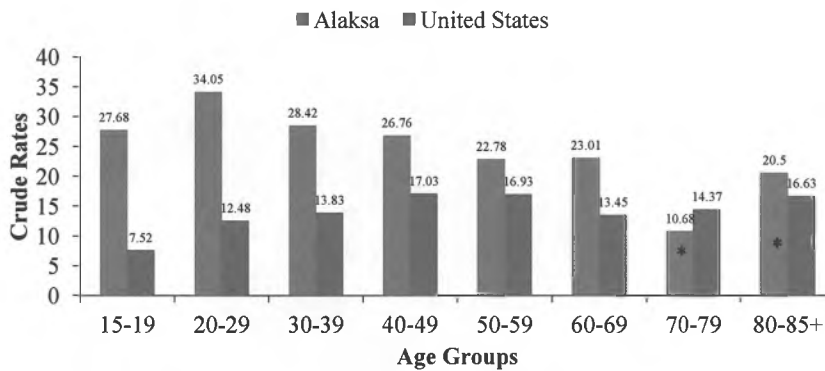
Suicide Rates, per 100,000 (2004-2009)



Source: Centers for Disease Control and Prevention, National Centers for Injury Prevention and Control. Web-based Injury Statistics Query and Reporting System (WISQARS). Available from: www.cdc.gov/ncipc/wisqars.



Suicide Rates, All Ages, by Age Group per 100,000 (2004-2009)



*Rates based on 20 or fewer deaths may be unstable.

Source: Centers for Disease Control and Prevention, National Centers for Injury Prevention and Control. Web-based Injury Statistics Query and Reporting System (WISQARS). Available from: www.cdc.gov/ncipc/wisqars.

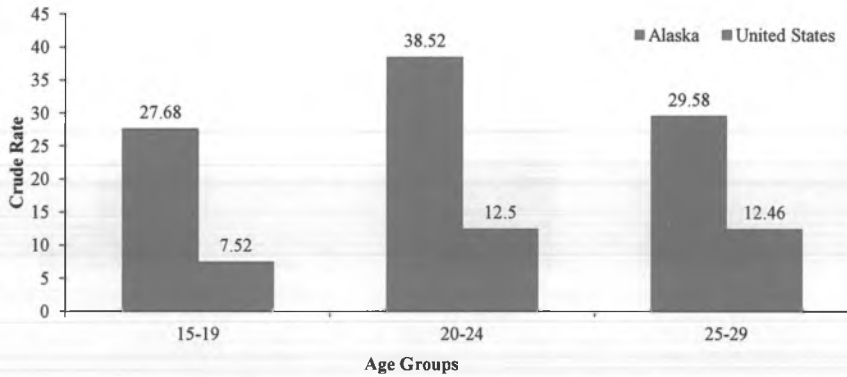


NCSL

NATIONAL CONFERENCE OF STATE LEGISLATURES

The Forum for Personal Liberty

Suicide Rates, All Ages, by Age Group per 100,000 (2004-2009)



Source: Centers for Disease Control and Prevention, National Centers for Injury Prevention and Control. Web-based Injury Statistics Query and Reporting System (WISQARS). Available from: www.cdc.gov/ncipc/wisqars.

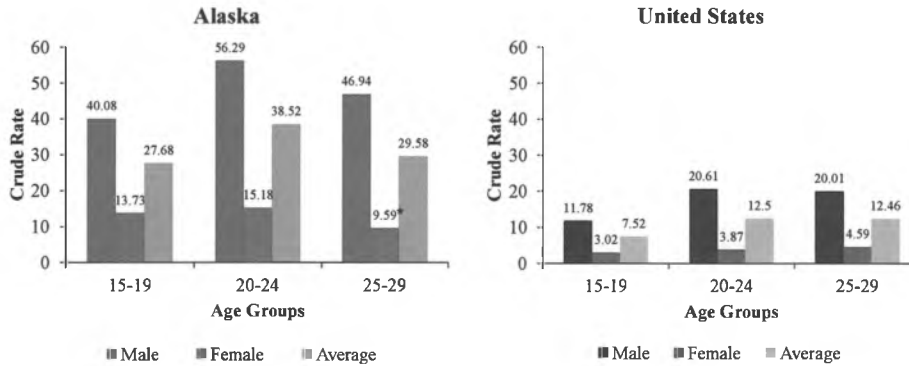


NCSL

NATIONAL CONFERENCE OF STATE LEGISLATURES

The Forum for Personal Liberty

Suicide Rates, by Age and Sex per 100,000 (2004-2009)



*Rates based on 20 or fewer deaths may be unstable.

Source: Centers for Disease Control and Prevention, National Centers for Injury Prevention and Control. Web-based Injury Statistics Query and Reporting System (WISQARS). Available from: www.cdc.gov/ncipc/wisqars.

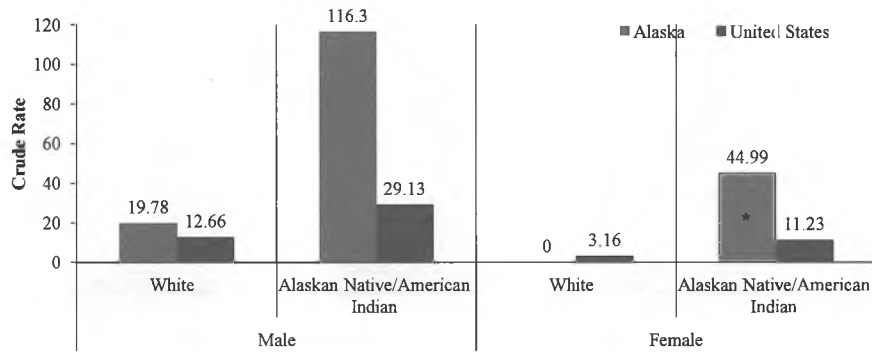


NCSL

NATIONAL CONFERENCE OF STATE LEGISLATURES

The Forum for American Ideas

Suicide Rates, Ages 15-19, by Sex and Race/Ethnicity, per 100,000 (2004-2009)



*Rates based on 20 or fewer deaths may be unstable.

Source: Centers for Disease Control and Prevention, National Centers for Injury Prevention and Control. Web-based Injury Statistics Query and Reporting System (WISQARS). Available from: www.cdc.gov/ncipc/wisqars.

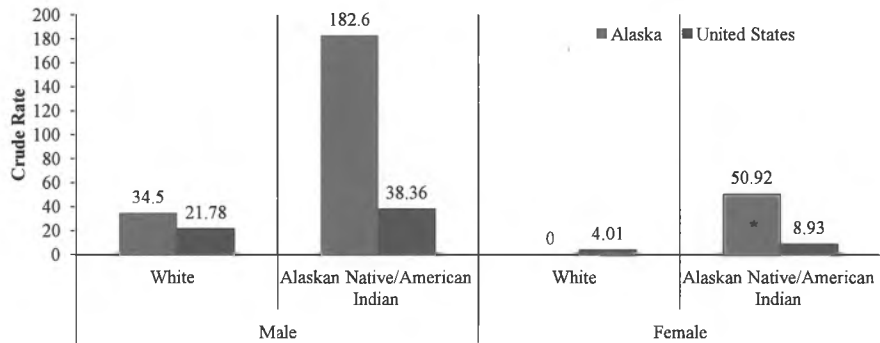


NCSL

NATIONAL CONFERENCE OF STATE LEGISLATURES

The Forum for American Ideas

Suicide Rates, Ages 20-24, by Sex and Race/Ethnicity, per 100,000 (2004-2009)

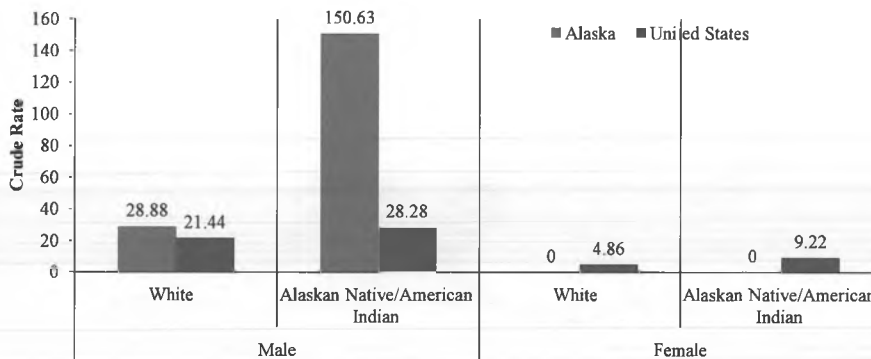


*Rates based on 20 or fewer deaths may be unstable.

Source: Centers for Disease Control and Prevention, National Centers for Injury Prevention and Control. Web-based Injury Statistics Query and Reporting System (WISQARS). Available from: www.cdc.gov/ncipc/wisqars.



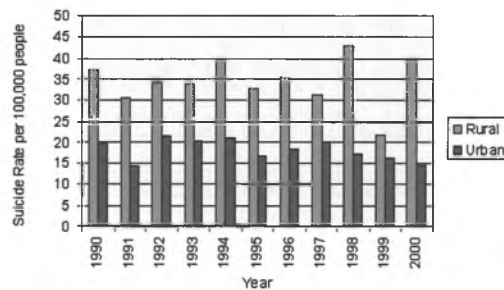
Suicide Rates, Ages 25-29, by Sex and Race/Ethnicity, per 100,000 (2004-2009)



*Rates based on 20 or fewer deaths may be unstable.
Source: Centers for Disease Control and Prevention, National Centers for Injury Prevention and Control. Web-based Injury Statistics Query and Reporting System (WISQARS). Available from: www.cdc.gov/ncipc/wisqars.



Rural and Urban Suicide Rates for Alaskans, per 100,000 (1990-2000)



Source: Alaska Suicide Prevention Council; Alaska Bureau of Vital Statistics.

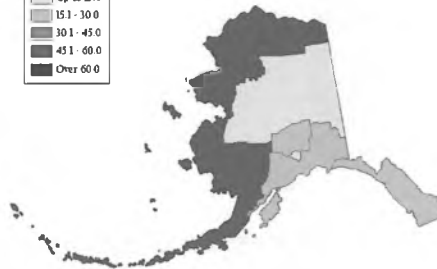



NCSL

NATIONAL CONFERENCE of STATE LEGISLATURES

In Pursuit of Better Ideas

Alaska Suicide Rate, by Region per 100,000 (2009)



Source: Alaskan Suicide Prevention Council; Alaska Bureau of Vital Statistics.



NCSL

NATIONAL CONFERENCE of STATE LEGISLATURES

In Pursuit of Better Ideas

Suicide Attempts: Alaska Suicide Hospitalization Study 2001-2002

- The Alaska Injury Prevention Center conducted a thorough analysis of the 1,223 hospitalized suicide attempts in Alaska for 2001 and 2002.
- This analysis looks at the epidemiology and costs associated with hospitalizations for self inflicted injuries
 - http://www.alaska-ipc.org/documents/Hospital_Suicide_report.pdf



NCSL

NATIONAL CONFERENCE OF STATE LEGISLATURES

The Foundation for American Liberty

A few facts revealed by this study:

- The average age for the patients was 30 years.
- The average length of hospital stays was 4 days.
- The average hospital costs per year were \$5,508,363.
- The average cost per case was \$8,986.
- Over 75% of the hospital costs were paid through public funding sources.
 - More than \$4 million in “public funds” is spent each year to pay for hospitalizations for suicide attempts.
- The hospital cases were over-represented by people from rural communities.



NCSL

NATIONAL CONFERENCE OF STATE LEGISLATURES

The Foundation for American Liberty

Learning from Others: Policy Options to Prevent Suicide



State Laws: Gatekeeper Training for Key School Personnel

- At least 19 states have laws that either mandate or encourage some type of gatekeeper training.
 - Laws in KY, LA, MS, and TN require a 2-hour annual in-service training for certain school personnel on suicide prevention (*Jason Flatt Act*).
 - Laws in AR, CT, IL, IN, NJ, and WI require similar training, but not on an annual basis.
 - CA, CO, MA, MI, MO, NV, NY, TX, and VA encourage suicide prevention training, sometimes as an option for professional development.



State Laws: Gatekeeper Training





Suicide Risk Factors

- About 90 percent of people who kill themselves have a diagnosable and treatable psychiatric illness
- Access to mental health services
- Alcohol or drug abuse, particularly when combined with depression
- Posttraumatic Stress Disorder, or some other anxiety disorder
- Past History of Attempted Suicide
- Family history of suicide, suicide attempts, depression or other psychiatric illness.
- Demographics



Reinventing the Wheel? Suicide Prevention Resources



Alaska Suicide Prevention Resources

- Alaska Department of Health and Social Services' Statewide Suicide Prevention Council
 - <http://www.hss.state.ak.us/suicideprevention/default.htm>
- 5-year Suicide Prevention Plan
 - http://www.hss.state.ak.us/suicideprevention/pdfs_sspc/SSPC_2012-2017.pdf
- Alaska Injury Prevention Center
 - Alaska Suicide Follow-back Study
 - Alaska Suicide Hospitalization Study 2001-2002



Federal Suicide Prevention Resources

- The National Action Alliance for Suicide Prevention was launched in Sept 2010 by HHS Secretary Sebelius and Defense Secretary Gates
 - <http://actionallianceforsuicideprevention.org/>
 - American Indian/Alaskan Native Task Force
 - Goal: In partnership with Tribes, the American Indian/Alaska Native (AI/AN) Task Force will implement suicide prevention strategies to reduce the rate of suicide in AI/AN communities.



NCSL

NATIONAL CONFERENCE OF STATE LEGISLATURES

The Forum for America's Future

Indian Health Service Suicide Prevention Initiative

- The National Suicide Prevention Initiative addresses the tragedy of suicide in American Indian and Alaska Native communities.
- The IHS National Suicide Prevention Initiative builds on the foundation of the HHS “National Strategy for Suicide Prevention” and the 11 goals and objectives for the Nation to reduce suicidal behavior and its consequences, while ensuring we honor and respect Tribal traditions and practices.

– Available at:

www.ihs.gov/MedicalPrograms/Behavioral



NCSL

NATIONAL CONFERENCE OF STATE LEGISLATURES


The Forum for America's Future

Thank You!

Hollie Hendrikson

Hollie.Hendrikson@ncsl.org

303-856-1525



10 Leading Causes of Fatal Injuries in Alaska by Age Group, 2005-2009

Rank	<1	1-4	5-9	10-14	15-24	25-34	35-44	45-54	55-64	65-74	75-84	85+
1	Suffocation 41	MV Traffic 6	Drowning 8	MV Traffic 12	Suicide 179	Suicide 130	Suicide 132	Poisoning 156	Suicide 82	Suicide 26	Falls 31	Falls 15
2	Assault 6	Fire 8	Fire 7	Suicide 7	MV Traffic 87	Poisoning 93	Poisoning 118	Suicide 136	MV Traffic 39 Poisoning 39	MV Traffic 25	Suicide 13	Suicide 10
3			MV Traffic 6	Poisoning 5	Poisoning 59	MV Traffic 57	MV Traffic 51	MV Traffic 56	Drowning 13	Falls 15	Suffocation 8	Suffocation 6
4					Assault 47	Assault 36	Assault 41	Assault 29	Assault 12	Poisoning 12	MV Traffic 7	
5					Drowning 27	Drowning 28	Drowning 39	Drowning 27	Aircraft 11 Falls 11	Fire 5	Hypothermia/ Frostbite 5 Poisoning 5	
6					Snow machine 19	Snow machine 17	Snow machine 14	Hypothermia/ Frostbite 22	Pedestrian 8			
7					ATV 16	Falls 10 Fire 10 Hypothermia/ Frostbite 10	ATV 13	Falls 15	Hypothermia/ Frostbite 7 Suffocation 7			
8					Hypothermia/Frostbite 12	Avalanche/ Landslides 7	Hypothermia/ Frostbite 11	Fire 13	Fire 6			
9					Fire 7	Aircraft 6	Pedestrian 10	Pedestrian 12				
10					Aircraft 6		Aircraft 9	Aircraft 8 Snow machine 8				

Source: Division of Public Health, Dept. of Health & Social Services, Alaska Bureau of Vital Statistics, occurrences less than 5 not listed. * ATV and snow machine deaths may be included in drowning death counts; pedestrian, bicycle, ATV, and snow machine deaths may be included in MV Traffic death counts. Poisonings include accidental poisoning by exposure to alcohol. Created January 4, 2011