

SB

3

<TARGET><BILL>SB 3</BILL><SUBJECT>SB
3</SUBJECT><COMM>SEDC27</COMM></TARGET>

LEGAL SERVICES

DIVISION OF LEGAL AND RESEARCH SERVICES
LEGISLATIVE AFFAIRS AGENCY
STATE OF ALASKA


(907) 465-3867 or 465-2450
FAX (907)465-2029
Mail Stop 3101

State Capitol
Juneau, AK 99801-1182
Deliveries to: 129 6th St., Rm. 329

MEMORANDUM

December 30, 2010

TO: Senator Joe Thomas
Attention: Grier Hopkins

FROM: Patty Rose, Legal Editor 
Division of Legal Services

SUBJECT: Work Order Number 27-LS0020\M
Funding for school meals

The enclosed work order has been formally prefiled as you requested. This draft copy is for your information only. Please advise immediately if you wish to withdraw this measure or make any changes.

Enclosure

27-LS0020VM
Mischel
12/29/10

SENATE BILL NO.

IN THE LEGISLATURE OF THE STATE OF ALASKA

TWENTY-SEVENTH LEGISLATURE - FIRST SESSION

BY SENATORS WIELECHOWSKI, ELLIS, DAVIS, EGAN, FRENCH, KOOKESH, MCGUIRE, MENARD,
PASKVAN, AND THOMAS

Introduced:
Referred:

A BILL

FOR AN ACT ENTITLED

1 **"An Act providing for funding for school lunch and breakfast."**

2 **BE IT ENACTED BY THE LEGISLATURE OF THE STATE OF ALASKA:**

3 * **Section 1.** AS 14.03 is amended by adding a new section to read:

4 **Sec. 14.03.127. State funding for school lunch and breakfast.** (a) To
5 supplement the cost of lunch and breakfast provided to each student who is eligible for
6 a free or reduced-price lunch under 42 U.S.C. 1771 - 1784, in addition to public school
7 funding and subject to appropriation, the department shall provide funding to a school
8 district for lunch and for breakfast to each eligible student. To implement this
9 subsection, the department shall provide a base amount of 15 cents for each lunch or
10 35 cents for each breakfast, to which amount the department shall add an additional
11 amount, expressed in cents and not applied as a cost factor, that is determined by

12 (1) reducing the applicable district cost factor provided in
13 AS 14.17.460 by 1.0; and

14 (2) dividing the remainder determined under (1) of this subsection by
15 four; the department shall round to the nearest cent a quotient that is not a whole

1 number.

2 (b) Beginning July 1, 2012, the base amount under (a) of this section shall be
3 adjusted annually on October 1 according to changes in the Consumer Price Index for
4 all urban consumers for the Anchorage metropolitan area compiled by the United
5 States Department of Labor, Bureau of Labor Statistics. The index for 2009 is the
6 reference base index for an adjustment made under this subsection.

7 (c) In this section, "district" has the meaning given in AS 14.17.990.



Suggested by: Council Member Marquis

CITY OF KENAI

RESOLUTION NO. 2011-08

A RESOLUTION OF THE CITY COUNCIL OF THE CITY OF KENAI, ALASKA, IN SUPPORT OF SENATE BILL 3, "AN ACT PROVIDING FOR FUNDING FOR SCHOOL LUNCH AND BREAKFAST."

WHEREAS, Alaska Senate Bill 3 was pre-filed on January 7, 2011 and introduced in the Alaska Senate on January 19, 2011; and,

WHEREAS, the bi-partisan bill proposes amendment to the Alaska Statutes, Chapter 14.03, by adding a new section to provide for improved funding of school lunches and breakfasts for eligible students; and,

WHEREAS, the State of Alaska's education policy set forth in AS 14.03.015 states: It is the policy of this state that the purpose of education is to help ensure that all students will succeed in their education and work, shape worthwhile and satisfying lives for themselves, exemplify the best values of society, and be effective in improving the character and quality of the world about them; and,

WHEREAS, Senate Bill 3, if enacted, would supplement the cost of lunches and breakfasts provided to each student who is eligible for a free or a reduced-price lunch under 42 U.S.C. 1771 - 1784; and,

WHEREAS, scientific research shows that adequate nourishment and nutrition is imperative for proper cognitive and behavioral development in students, and that eating quality meals, especially breakfast, is directly related to increases in test scores, decreases in the rate of childhood obesity, and a decrease in school violence; and,

WHEREAS, Alaska is one of only a few states that currently does not supplement school lunch and breakfast funding, and ranks 48th in the nation for participation in school breakfast programs; and,

WHEREAS, Senate Bill 3 has the support of the Food Bank of Alaska, the Alaska Food Coalition, and other organizations, school districts and education boards throughout Alaska.

NOW, THEREFORE BE IT RESOLVED BY THE COUNCIL OF THE CITY OF KENAI, ALASKA, the City of Kenai recognizes the importance of the adequate nourishment and nutrition of our children and students and supports enactment of Alaska Senate Bill 3; and,

BE IT FURTHER RESOLVED that a copy of this resolution shall be forwarded to Alaska Senate President Gary Stevens, Alaska House Speaker Rep. Chenault and the

other members of the Kenai Peninsula Legislative Delegation, and the Senate Bill 3 sponsors including Senators Wielechowski, Ellis, Davis, Egan, French, Kookesh, McGuire, Menard, Paskvan, and Thomas.

PASSED BY THE COUNCIL OF THE CITY OF KENAI, ALASKA, this second day of February, 2011.


PAT PORTER, MAYOR

ATTEST:


Carol L. Freas, City Clerk



February 3, 2011

"Village with a Past, City with a Future"

210 Fidalgo Avenue, Kenai, Alaska 99611-7794
Telephone: (907) 283-7535 / FAX: (907) 283-3014
www.ci.kenai.ak.us

Senator Gary Stevens
Senate President
State of Alaska
State Capitol, Room 111
Juneau, AK 99801-1182

RE: ***CITY OF KENAI RESOLUTION NO. 2011-08 -- IN SUPPORT OF SENATE BILL 3, "AN ACT PROVIDING FOR FUNDING FOR SCHOOL LUNCH AND BREAKFAST"***

At its February 2, 2011 meeting, the Kenai City Council unanimously passed its Resolution No. 2011-08, supporting Senate Bill 3, to provide for funding for school lunch and breakfast.

Scientific research shows that adequate nourishment and nutrition is imperative for proper cognitive and behavioral development in students and eating quality meals, especially breakfast, is directly related to increases in test scores, decreases in the rate of childhood obesity, and a decrease in school violence.

The City of Kenai recognizes the importance of adequate nourishment and nutrition of our children and students and strongly supports enactment of Senate Bill 3.

CITY OF KENAI

Carol L. Freas
City Clerk

Clf

Cc: Representative Mike Chenault, Speaker of the House
Senator Tom Wagoner
Representative Kurt Olson
Representative Paul Seaton
Senator Bill Wielechowski
Senator Bettye Davis
Senator Johnny Ellis
Senator Dennis Egan
Senator Hollis French
Senator Albert Kookesh
Senator Lesil McGuire
Senator Linda Menard
Senator Joe Paskvan
Senator Joe Thomas



**WRANGELL
PUBLIC SCHOOLS
DISTRICT OFFICE**

P.O. BOX 2319
WRANGELL, ALASKA 99929
Telephone (907) 874-2347
Fax # (907) 874-3137

GATEWAY TO THE STIKINE

Resolution 11-03

A Resolution of the Wrangell Public School Board Supporting State Funding for School Meals

Whereas, Wrangell Public Schools has developed a breakfast and lunch program to help feed hungry students nutritious meals; and

Whereas, Alaska State Senators passed SB213 during the 2010 legislative session supporting efforts to ensure children start each day with a healthy and balanced meal; and

Whereas, Feeding America analysis of 2006-2008 United States Department Agriculture data on food insecurity found 14.3% of children in Alaska under 18 years of age are food insecure, meaning they don't have access at all times to enough food for a healthy, active life; this problem is more severe in rural Alaska, where nearly one child in four experienced food insecurity; and

Whereas, insufficient nutrition puts children at risk for illness and weakens their immune system. In comparison to food secure children, children from food insecure families are 90% more likely to be in fair or poor health and have 30% higher rates of hospitalization; and

Whereas, the lack of adequate nutrition affects the cognitive and behavioral development of children. Food insecurity is associated with grade repetition, absenteeism, tardiness, anxiety, aggression, poor mathematics scores, psychosocial dysfunction and difficulty with social interaction among 6 to 12 years old children; and

Whereas, food insecurity puts children in development in jeopardy, characterized by challenges with speaking, behavior, and movement; increasing the likelihood of later problems with attention, learning and social interaction. Young children living in low income and food insecure households are more likely to be developmentally at risk than children from food secure households; and

Whereas, federal programs exist to assist in providing nutrition to children through the schools, most notably the National School Lunch Program and the School Breakfast Program; and

Whereas, the federal reimbursement program does not cover the high costs of food and transportation in Alaska;

THEREFORE BE IT RESOLVED, that Wrangell Public Schools supports an adequate financial appropriation from the state to strengthen and expand the School Breakfast Program in Alaska, so that breakfast may be available to all children at all schools throughout the state, including low income children and children with food insecurity. No child in Alaska should go without breakfast or lunch.

ENACTED THIS 21st DAY OF March, 2011.
Wrangell, Alaska

[Signature]
School Board President

4-4-11
Date

[Signature]
School Board Secretary

4-4-11
Date

ALASKA STATE SENATE

Sen. Kevin Meyer
Alaska State Capitol
Juneau, Alaska 99801
Room 101
Phone: 907-465-4945
Fax: 907-465-3476



Sen. Joe Thomas
Alaska State Capitol
Juneau, Alaska 99801
Room 514
Phone: 907-465-2327
Fax: 907-465-5241

SENATE EDUCATION COMMITTEE
Senators Kevin Meyer & Joe Thomas, Co-Chairs

January 28, 2011 Meeting

Senate Bill 3

*“An Act providing for funding
for school lunch and breakfast”*

Committee Members

Sen. Joe Thomas, Co-Chair
Senator Kevin Meyer, Co-Chair
Senator Bettye Davis, Vice Chair
Senator Gary Stevens
Senator Hollis French

Dean Hamburg



Alaska School Nutrition Association

TO: Honorable Senator Joe Thomas

FROM: Dean Hamburg- Alaska School Nutrition Association

We wish to thank you for your kind consideration and co-sponsorship for legislation supporting Alaska children as reflected in Senate Bill 3.

This school meal assistance is a big deal for those of us tasked with providing the 11 million USDA school meals each year to Alaska Children.

The \$.35 per Breakfast in SB 3 will be partnered with the well established USDA support of \$2.36 per breakfast for students qualifying as free.

The \$.15 per Lunch in SB 3 will be partnered with the well established USDA support of \$4.43 per lunch for students qualifying as free.

The long time successful USDA staffers serving students in Fairbanks and all across Alaska need the SB 3 help supporting school meals.

It turns out, that successful school meal programs are a very important support for success in Alaska classrooms.

The USDA school meal programs in Alaska very successfully comply with and exceed the criteria for appropriate nutrition for student health.

The accountability practices for per meal service are well established for finances and nutrition support.

Audits and trainings and documentation criteria are all well in place for school meal purchases, service, and reimbursement claims.

School Meal providers can be trusted with funding responsibility.

We take great pride in what we do for Alaska Kids

Dean Hamburg—Alaska School Nutrition Association- AKSNA
P.O.Box 2546
Soldotna, Alaska 99669

Tel: 907-714-8830

2/18/2011

907-465-5241

27-LS0020\B
Mischel
1/17/11

SPONSOR SUBSTITUTE FOR SENATE BILL NO. 3
IN THE LEGISLATURE OF THE STATE OF ALASKA
TWENTY-SEVENTH LEGISLATURE - FIRST SESSION

BY SENATORS WIELECHOWSKI, ELLIS, DAVIS, EGAN, FRENCH, KOOKESH, MCGUIRE, MENARD, PASKVAN, AND THOMAS

Introduced:
Referred:

A BILL

FOR AN ACT ENTITLED

1 **"An Act providing for funding for school lunch and breakfast."**

2 **BE IT ENACTED BY THE LEGISLATURE OF THE STATE OF ALASKA:**

3 * **Section 1.** AS 14.03 is amended by adding a new section to read:

4 **Sec. 14.03.127. State funding for school lunch and breakfast.** (a) To
5 supplement the cost of lunch and breakfast provided to each student who is eligible for
6 a free or reduced-price lunch under 42 U.S.C. 1771 - 1784, in addition to public school
7 funding and subject to appropriation, the department shall provide funding to a school
8 district of 15 cents for lunch and 35 cents for breakfast to each eligible student. For
9 each meal, the department shall add an additional amount, expressed in cents and not
10 applied as a cost factor, that is determined by

11 (1) reducing the applicable district cost factor provided in
12 AS 14.17.460 by 1.0; and

13 (2) dividing the remainder determined under (1) of this subsection by
14 four; the department shall round to the nearest cent a quotient that is not a whole
15 number.

1
2
3
4
5
6

(b) Beginning July 1, 2012, the base amount under (a) of this section shall be adjusted annually on October 1 according to changes in the Consumer Price Index for all urban consumers for the Anchorage metropolitan area compiled by the United States Department of Labor, Bureau of Labor Statistics. The index for 2009 is the reference base index for an adjustment made under this subsection.

(c) In this section, "district" has the meaning given in AS 14.17.990.

ALASKA STATE LEGISLATURE

Session
State Capitol, Rm. 101
Juneau, AK 99801
(907) 465-2435
Fax: (907) 465-6615

Interim
716 W. 4th Ave, Ste. 540
Anchorage, AK 99501
(907) 269-0120
Fax: (907) 269-0122

Senator_Bill_Wielechowski@legis.state.ak.us



Chair
State Affairs Committee

Co-chair
Joint Armed Services Committee

Vice Chair
Resources Committee
Judiciary Committee

Member
Admin Reg Review

SENATOR BILL WIELECHOWSKI

Sponsor Statement

Senate Bill 3 – Funding for School Meals

"An Act providing for funding for school lunch and breakfast."

Senate Bill 3 will provide a state match for schools participating in the federal Free and Reduced Price School Breakfast and Lunch Program. This legislation will encourage more schools to provide nutritious meals for underprivileged children and allow schools that already do so to improve their programs. Currently in Alaska, twenty percent (20%) of schools participating in the school lunch program do not offer school breakfast, impacting 22,253 Alaskan children, 6,850 of whom are children from low income families who qualify for free or reduced price meals. For many children, these are the only nutritious meals they will get on a regular basis. Alaska is one of the only states that does not help supplement the program.

This legislation will provide school districts with a base amount of 35 cents for each breakfast served and 15 cents per lunch. To compensate for higher costs, rural schools will receive additional assistance through a funding formula based on the applicable School District Cost Factor for each district.

In addition to fighting childhood hunger, investing in school meals has been shown to improve school performance, attendance and test scores while reducing violence, and combating childhood obesity.

This legislation was requested by the Food Bank of Alaska, The Alaska Food Coalition, and the Alaska School Nutrition Association; and currently has been endorsed by the Yakutat Board of Education, the Petersburg Indian Association, the Petersburg School District, the Lower Kuskokwim School District, the Bering Strait School Board, the Cordova School District, the Yupiit School District, the Kenai Peninsula School District, the Chugach School District, the Anchorage School District, the Homer Food Pantry and the AARP.

27-LS0020\B

Mischel

1/17/11

**SPONSOR SUBSTITUTE FOR SENATE BILL NO. 3
IN THE LEGISLATURE OF THE STATE OF ALASKA
TWENTY-SEVENTH LEGISLATURE - FIRST SESSION**

**BY SENATORS WIELECHOWSKI, ELLIS, DAVIS, EGAN, FRENCH, KOOKESH, MCGUIRE, MENARD,
PASKVAN, AND THOMAS**

**Introduced:
Referred:**

A BILL

FOR AN ACT ENTITLED

1 **"An Act providing for funding for school lunch and breakfast."**

2 **BE IT ENACTED BY THE LEGISLATURE OF THE STATE OF ALASKA:**

3 *** Section 1.** AS 14.03 is amended by adding a new section to read:

4 **Sec. 14.03.127. State funding for school lunch and breakfast.** (a) To
5 supplement the cost of lunch and breakfast provided to each student who is eligible for
6 a free or reduced-price lunch under 42 U.S.C. 1771 - 1784, in addition to public school
7 funding and subject to appropriation, the department shall provide funding to a school
8 district of 15 cents for lunch and 35 cents for breakfast to each eligible student. For
9 each meal, the department shall add an additional amount, expressed in cents and not
10 applied as a cost factor, that is determined by

11 (1) reducing the applicable district cost factor provided in
12 AS 14.17.460 by 1.0; and

13 (2) dividing the remainder determined under (1) of this subsection by
14 four; the department shall round to the nearest cent a quotient that is not a whole
15 number.

1
2
3
4
5
6

(b) Beginning July 1, 2012, the base amount under (a) of this section shall be adjusted annually on October 1 according to changes in the Consumer Price Index for all urban consumers for the Anchorage metropolitan area compiled by the United States Department of Labor, Bureau of Labor Statistics. The index for 2009 is the reference base index for an adjustment made under this subsection.

(c) In this section, "district" has the meaning given in AS 14.17.990.

*alternative issuer that
meet more closely in the future*

SENATE BILL NO. 3

IN THE LEGISLATURE OF THE STATE OF ALASKA

TWENTY-SEVENTH LEGISLATURE - FIRST SESSION

**BY SENATORS WIELECHOWSKI, ELLIS, DAVIS, EGAN, FRENCH, KOOKESH, MCGUIRE, MENARD,
PASKVAN, AND THOMAS**

Introduced: 1/19/11

Referred: Education, Finance

A BILL

FOR AN ACT ENTITLED

1 **"An Act providing for funding for school lunch and breakfast."**

2 **BE IT ENACTED BY THE LEGISLATURE OF THE STATE OF ALASKA:**

3 * **Section 1.** AS 14.03 is amended by adding a new section to read:

4 **Sec. 14.03.127. State funding for school lunch and breakfast.** (a) To
5 supplement the cost of lunch and breakfast provided to each student who is eligible for
6 a free or reduced-price lunch under 42 U.S.C. 1771 - 1784, in addition to public school
7 funding and subject to appropriation, the department shall provide funding to a school
8 district for lunch and for breakfast to each eligible student. To implement this
9 subsection, the department shall provide a base amount of 15 cents for each lunch ^{(or}
10 35 cents for each breakfast, to which amount the department shall add an additional
11 amount, expressed in cents and not applied as a cost factor, that is determined by

12 (1) reducing the applicable district cost factor provided in
13 AS 14.17.460 by 1.0; and

14 (2) dividing the remainder determined under (1) of this subsection by
15 four; the department shall round to the nearest cent a quotient that is not a whole

1 number.

2 (b) Beginning July 1, 2012, the base amount under (a) of this section shall be
3 adjusted annually on October 1 according to changes in the Consumer Price Index for
4 all urban consumers for the Anchorage metropolitan area compiled by the United
5 States Department of Labor, Bureau of Labor Statistics. The index for 2009 is the
6 reference base index for an adjustment made under this subsection.

7 (c) In this section, "district" has the meaning given in AS 14.17.990.

FISCAL NOTE

STATE OF ALASKA
2011 LEGISLATIVE SESSION

Fiscal Note Number _____
 Bill Version SB 3
 () Publish Date _____

Identifier (file name) SB3-EED-TLS-1-25-2011 Dept. Affected Education & Early Development
 Title An Act providing for funding for school lunch and breakfast Appropriation Teaching & Learning Support
 Allocation Child Nutrition Services
 Sponsor Senators Wielechowski, Ellis, Davis, Egan, Kookesh...
 Requester Senate Education Committee OMB Component Number 1955

Expenditures/Revenues (Thousands of Dollars)

Note: Amounts do not include inflation unless otherwise noted below.

	Appropriation Required	Information						
		FY 2012	FY 2012	FY 2013	FY 2014	FY 2015	FY 2016	FY 2017
OPERATING EXPENDITURES								
Personal Services								
Travel								
Contractual								
Supplies								
Equipment								
Land & Structures								
Grants & Claims	2,143.0		2,276.7	2,357.1	2,437.5	2,517.9	2,598.3	
Miscellaneous								
TOTAL OPERATING	2,143.0	0.0	2,276.7	2,357.1	2,437.5	2,517.9	2,598.3	

CAPITAL EXPENDITURES								
-----------------------------	--	--	--	--	--	--	--	--

CHANGE IN REVENUES								
---------------------------	--	--	--	--	--	--	--	--

FUND SOURCE (Thousands of Dollars)

1002 Federal Receipts							
1003 GF Match							
1004 GF	2,143.0		2,276.7	2,357.1	2,437.5	2,517.9	2,598.3
1005 GF/Program Receipts							
1037 GF/Mental Health							
Other Interagency Receipts							
TOTAL	2,143.0	0.0	2,276.7	2,357.1	2,437.5	2,517.9	2,598.3

Estimate of any current year (FY2011) cost _____

POSITIONS

Full-time							
Part-time							
Temporary							

Why this fiscal note differs from previous version

Prepared by Cynthia Curran, Director
 Division Teaching & Learning Support
 Approved by Les Morse, Acting Commissioner

Phone 465-2857
 Date/Time 1/25/2011 9:16AM
 Date 1/25/2011

FISCAL NOTE

**STATE OF ALASKA
2011 LEGISLATIVE SESSION**

BILL NO. SB 3

Analysis

This legislation will establish a state school and breakfast grant program to assist districts in supplementing the costs of providing free and reduced breakfast and lunch meals under 42 U.S.C. 1771-1784 for eligible students. School districts will be eligible for 35 cents for each breakfast and 15 cents for each lunch served to eligible students plus an additional amount generated by applying the specified formula to the district cost factors under AS 14.17.460. The base allowance will be adjusted annually according to the Anchorage CPI beginning July 1, 2012 (FY13) using 2009 as the reference base index.

Alaska Department of Education & Early Development
 SB3 Fiscal analysis, AS 14.03.127
 Prepared 1-19-2011
 YEAR 1

Program Name	Est. Total Breakfasts Served	.35 rate adjusted		Estimated Breakfast Grant	Est. Total Lunches Served	.15 rate adjusted		FY12	
		Breakfast Differential Adjustment	Breakfast Rate			Lunch Differential Adjustment	Lunch Rate	Estimated Lunch Grant	Estimated Grant
Alaska Gateway Schools	34,551	.14	.49	16,929.99	43,551	.14	.29	12,629.79	29,559.78
Aleutians East Borough Schools	0	.23	.58	0.00	12,943	.23	.38	4,918.34	4,918.34
Anchorage School District	686,484	.00	.35	240,269.40	2,154,364	.00	.15	323,154.60	563,424.00
Annette Island School District	7,863	.07	.42	3,302.46	20,278	.07	.22	4,461.16	7,763.62
Bering Strait School District	96,025	.23	.58	55,694.50	201,125	.23	.38	76,427.50	132,122.00
Bristol Bay Borough Schools	2,244	.11	.46	1,032.24	8,393	.11	.26	2,182.18	3,214.42
Chatham School District	587	.13	.48	281.76	4,788	.13	.28	1,340.64	1,622.40
Copper River School District	0	.08	.43	0.00	19,130	.08	.23	4,399.90	4,399.90
Cordova Public Schools	7,938	.05	.40	3,175.20	23,499	.05	.20	4,699.80	7,875.00
Craig City Schools	23,042	.05	.40	9,216.80	31,347	.05	.20	6,269.40	15,486.20
Delta Greely School District	0	.06	.41	0.00	39,029	.06	.21	8,196.09	8,196.09
Dillingham City Schools	12,051	.08	.43	5,181.93	33,066	.08	.23	7,605.18	12,787.11
Fairbanks North Star Borough Schools	199,002	.02	.37	73,630.74	481,435	.02	.17	81,843.95	155,474.69
Galena City Schools	13,647	.10	.45	6,141.15	15,852	.10	.25	3,963.00	10,104.15
Haines Borough Schools	16,196	.04	.39	6,316.44	17,976	.04	.19	3,415.44	9,731.88
Hoonah City Schools	5,402	.09	.44	2,376.88	8,981	.09	.24	2,155.44	4,532.32
Hydaburg City School District	0	.11	.46	0.00	6,340	.11	.26	1,648.40	1,648.40
Iditarod Area Schools	11,543	.20	.55	6,348.65	18,482	.20	.35	6,468.70	12,817.35
Juneau School District	12,683	.03	.38	4,819.54	131,881	.03	.18	23,738.58	28,558.12
Kake City Schools	3,480	.10	.45	1,566.00	6,451	.10	.25	1,612.75	3,178.75
Kashunamuit School District	18,416	.15	.50	9,208.00	32,774	.15	.30	9,832.20	19,040.20
Kenai Peninsula School District	105,720	.04	.39	41,230.80	357,908	.04	.19	68,002.52	109,233.32
Ketchikan Gateway Schools	5,488	.04	.39	2,140.32	88,357	.04	.19	16,787.83	18,928.15
Klawock City Schools	0	.07	.42	0.00	11,575	.07	.22	2,546.50	2,546.50
Kodlak Island Borough Schools	37,993	.07	.42	15,957.06	119,896	.07	.22	26,377.12	42,334.18
Kuspuk School District	29,402	.17	.52	15,289.04	33,796	.17	.32	10,814.72	26,103.76
Lake Peninsula School District	0	.24	.59	0.00	33,311	.24	.39	12,991.29	12,991.29
Lower Kuskokwim Schools	194,674	.16	.51	99,283.74	407,906	.16	.31	126,450.86	225,734.60
Lower Yukon School District	105,582	.20	.55	58,070.10	175,378	.20	.35	61,382.30	119,452.40
Matanuska-Susitna Borough School District	304,018	.02	.37	112,486.66	624,778	.02	.17	106,212.26	218,698.92
Nenana City Public Schools	4,870	.08	.43	2,094.10	7,076	.08	.23	1,627.48	3,721.58
Nome Public Schools	0	.11	.46	0.00	52,962	.11	.26	13,770.12	13,770.12
North Slope Borough School District	36,406	.19	.54	19,659.24	89,190	.19	.34	30,324.60	49,983.84
Northwest Arctic Borough School	87,171	.20	.55	47,944.05	188,754	.20	.35	66,063.90	114,007.95
Petersburg Public Schools	10,945	.05	.40	4,378.00	26,212	.05	.20	5,242.40	9,620.40
Saint Mary's School District	7,972	.15	.50	3,986.00	22,903	.15	.30	6,870.90	10,856.90
Sitka Borough School District	6,344	.04	.39	2,474.16	42,485	.04	.19	8,072.15	10,546.31
Skagway City Schools	0	.04	.39	0.00	2,011	.04	.19	382.09	382.09
Southeast Island School District	10,921	.09	.44	4,805.24	14,291	.09	.24	3,429.84	8,235.08
Southwest Region Schools	0	.16	.51	0.00	73,657	.16	.31	22,833.67	22,833.67
Unalaska City School District	2,523	.10	.45	1,135.35	11,428	.10	.25	2,857.00	3,992.35
Valdez City Schools	6,470	.04	.39	2,523.30	21,271	.04	.19	4,041.49	6,564.79
Wrangell	12,930	.04	.39	5,042.70	20,839	.04	.19	3,959.41	9,002.11
Yakutat School District	9,453	.09	.44	4,159.32	9,831	.09	.24	2,359.44	6,518.76
Yukon Flats School District	9,403	.27	.62	5,829.86	20,268	.27	.42	8,512.56	14,342.42
Yukon Koyukuk School District	0	.20	.55	0.00	18,143	.20	.35	6,350.05	6,350.05
Yupit School District	24,669	.17	.52	12,827.88	51,004	.17	.32	16,321.28	29,149.16
Mt. Edgecumbe High School	14,945	.04	.39	5,828.55	25,158	.04	.19	4,780.02	10,608.57
Total	2,179,053			912,637.15	5,862,073			1,230,326.84	2,142,963.99

Alaska Department of Education & Early Development
 SB3 Fiscal analysis, AS 14.03.127
 Prepared 1-19-2011
 YEAR 2

Anch. CPI
 EST. 5.4% 2010-2011 CPI
 .35 Prior year
 FY13 rate
 is .37

Anch. CPI
 EST. 5.4% 2010-2011 CPI
 .15 Prior year
 FY13 rate is
 .16

Program Name	Est. Total Breakfasts Served	Breakfast Differential Adjustment	Breakfast Rate	Estimated Breakfast Grant	Est. Total Lunches Served	Lunch Differential Adjustment	Lunch Rate	Estimated Lunch Grant	Estimated Grant
Alaska Gateway Schools	34,551	.15	.52	17,966.52	43,551	.15	.31	13,500.81	31,467.33
Aleutians East Borough Schools	0	.25	.62	0.00	12,943	.25	.41	5,306.63	5,306.63
Anchorage School District	686,484	.00	.37	253,999.08	2,154,364	.00	.16	344,698.24	598,697.32
Annette Island School District	7,863	.08	.45	3,538.35	20,278	.08	.24	4,866.72	8,405.07
Bering Strait School District	96,025	.25	.62	59,535.50	201,125	.25	.41	82,461.25	141,996.75
Bristol Bay Borough Schools	2,244	.12	.49	1,099.56	8,393	.12	.28	2,350.04	3,449.60
Chatham School District	587	.14	.51	299.37	4,788	.14	.30	1,436.40	1,735.77
Copper River School District	0	.08	.45	0.00	19,130	.08	.24	4,591.20	4,591.20
Cordova Public Schools	7,938	.06	.43	3,413.34	23,499	.06	.22	5,169.78	8,583.12
Craig City Schools	23,042	.05	.42	9,677.64	31,347	.05	.21	6,582.87	16,260.51
Delta Greely School District	0	.06	.43	0.00	39,029	.06	.22	8,586.38	8,586.38
Dillingham City Schools	12,051	.09	.46	5,543.46	33,066	.09	.25	8,266.50	13,809.96
Fairbanks North Star Borough Schools	199,002	.02	.39	77,610.78	481,435	.02	.18	86,658.30	164,269.08
Galena City Schools	13,647	.10	.47	6,414.09	15,852	.10	.26	4,121.52	10,535.61
Haines Borough Schools	16,196	.05	.42	6,802.32	17,976	.05	.21	3,774.96	10,577.28
Hoonah City Schools	5,402	.10	.47	2,538.94	8,981	.10	.26	2,335.06	4,874.00
Hydaburg City School District	0	.13	.50	0.00	6,340	.13	.29	1,838.60	1,838.60
Iditarod Area Schools	11,543	.21	.58	6,694.94	18,482	.21	.37	6,838.34	13,533.28
Juneau School District	12,683	.04	.41	5,200.03	131,881	.04	.20	26,376.20	31,576.23
Kake City Schools	3,480	.11	.48	1,670.40	6,451	.11	.27	1,741.77	3,412.17
Kashunamuit School District	18,416	.15	.52	9,576.32	32,774	.15	.31	10,159.94	19,736.26
Kenai Peninsula School District	105,720	.04	.41	43,345.20	357,908	.04	.20	71,581.60	114,926.80
Ketchikan Gateway Schools	5,488	.04	.41	2,250.08	88,357	.04	.20	17,671.40	19,921.48
Klawock City Schools	0	.08	.45	0.00	11,575	.08	.24	2,778.00	2,778.00
Kodiak Island Borough Schools	37,993	.07	.44	16,716.92	119,896	.07	.23	27,576.08	44,293.00
Kuspuk School District	29,402	.18	.55	16,171.10	33,796	.18	.34	11,490.64	27,661.74
Lake Peninsula School District	0	.25	.62	0.00	33,311	.25	.41	13,657.51	13,657.51
Lower Kuskokwim Schools	194,674	.17	.54	105,123.96	407,906	.17	.33	134,608.98	239,732.94
Lower Yukon School District	105,582	.22	.59	62,293.38	175,378	.22	.38	66,643.64	128,937.02
Matanuska-Susitna Borough School District	304,018	.02	.39	118,567.02	624,778	.02	.18	112,460.04	231,027.06
Nenana City Public Schools	4,870	.08	.45	2,191.50	7,076	.08	.24	1,698.24	3,889.74
Nome Public Schools	0	.11	.48	0.00	52,962	.11	.27	14,299.74	14,299.74
North Slope Borough School District	36,406	.20	.57	20,751.42	89,190	.20	.36	32,108.40	52,859.82
Northwest Arctic Borough School	87,171	.21	.58	50,559.18	188,754	.21	.37	69,838.98	120,398.16
Petersburg Public Schools	10,945	.06	.43	4,706.35	26,212	.06	.22	5,766.64	10,472.99
Saint Mary's School District	7,972	.16	.53	4,225.16	22,903	.16	.32	7,328.96	11,554.12
Sitka Borough School District	6,344	.05	.42	2,664.48	42,485	.05	.21	8,921.85	11,586.33
Skagway City Schools	0	.04	.41	0.00	2,011	.04	.20	402.20	402.20
Southeast Island School District	10,921	.10	.47	5,132.87	14,291	.10	.26	3,715.66	8,848.53
Southwest Region Schools	0	.17	.54	0.00	73,657	.17	.33	24,306.81	24,306.81
Unalaska City School District	2,523	.11	.48	1,211.04	11,428	.11	.27	3,085.56	4,296.60
Valdez City Schools	6,470	.04	.41	2,652.70	21,271	.04	.20	4,254.20	6,906.90
Wrangell	12,930	.04	.41	5,301.30	20,839	.04	.20	4,167.80	9,469.10
Yakutat School District	9,453	.10	.47	4,442.91	9,831	.10	.26	2,556.06	6,998.97
Yukon Flats School District	9,403	.28	.65	6,111.95	20,268	.28	.44	8,917.92	15,029.87
Yukon Koyukuk School District	0	.21	.58	0.00	18,143	.21	.37	6,712.91	6,712.91
Yupit School District	24,669	.18	.55	13,567.95	51,004	.18	.34	17,341.36	30,909.31
Mt. Edgecumbe High School	14,945	.05	.42	6,276.90	25,158	.05	.21	5,283.18	11,560.08
Total	2,179,053			965,844.01	5,862,073			1,310,835.87	2,276,679.88

Alaska Department of Education & Early Development
 SB3 Fiscal analysis, AS 14.03.127
 Prepared 1-19-2011
YEAR 3

Anch. CPI
 EST. 2.7%
 .37 Prior year
 FY14 rate
 is .38

Anch. CPI
 EST. 2.7%
 .16 Prior year
 FY14 rate is
 .17

Program Name	Est. Total Breakfasts Served	Breakfast Differential Adjustment	Breakfast Rate	Estimated Breakfast Grant	Est. Total Lunches Served	Lunch Differential Adjustment	Lunch Rate	Estimated Lunch Grant	Estimated Grant
Alaska Gateway Schools	34,551	.15	.53	18,312.03	43,551	.15	.32	13,936.32	32,248.35
Aleutians East Borough Schools	0	.25	.63	0.00	12,943	.25	.42	5,436.06	5,436.06
Anchorage School District	686,484	.00	.38	260,863.92	2,154,364	.00	.17	366,241.88	627,105.80
Annette Island School District	7,863	.08	.46	3,616.98	20,278	.08	.25	5,069.50	8,686.48
Bering Strait School District	96,025	.25	.63	60,495.75	201,125	.25	.42	84,472.50	144,968.25
Bristol Bay Borough Schools	2,244	.12	.50	1,122.00	8,393	.12	.29	2,433.97	3,555.97
Chatham School District	587	.14	.52	305.24	4,788	.14	.31	1,484.28	1,789.52
Copper River School District	0	.08	.46	0.00	19,130	.08	.25	4,782.50	4,782.50
Cordova Public Schools	7,938	.06	.44	3,492.72	23,499	.06	.23	5,404.77	8,897.49
Craig City Schools	23,042	.05	.43	9,908.06	31,347	.05	.22	6,896.34	16,804.40
Delta Greely School District	0	.06	.44	0.00	39,029	.06	.23	8,976.67	8,976.67
Dillingham City Schools	12,051	.09	.47	5,663.97	33,066	.09	.26	8,597.16	14,261.13
Fairbanks North Star Borough Schools	199,002	.02	.40	79,600.80	481,435	.02	.19	91,472.65	171,073.45
Galena City Schools	13,647	.10	.48	6,550.56	15,852	.10	.27	4,280.04	10,830.60
Haines Borough Schools	16,196	.05	.43	6,964.28	17,976	.05	.22	3,954.72	10,919.00
Hoonah City Schools	5,402	.10	.48	2,592.96	8,981	.10	.27	2,424.87	5,017.83
Hydaburg City School District	0	.13	.51	0.00	6,340	.13	.30	1,902.00	1,902.00
Iditarod Area Schools	11,543	.21	.59	6,810.37	18,482	.21	.38	7,023.16	13,833.53
Juneau School District	12,683	.04	.42	5,326.86	131,881	.04	.21	27,695.01	33,021.87
Kake City Schools	3,480	.11	.49	1,705.20	6,451	.11	.28	1,806.28	3,511.48
Kashunamuit School District	18,416	.15	.53	9,760.48	32,774	.15	.32	10,487.68	20,248.16
Kenai Peninsula School District	105,720	.04	.42	44,402.40	357,908	.04	.21	75,160.68	119,563.08
Ketchikan Gateway Schools	5,488	.04	.42	2,304.96	88,357	.04	.21	18,554.97	20,859.93
Klawock City Schools	0	.08	.46	0.00	11,575	.08	.25	2,893.75	2,893.75
Kodiak Island Borough Schools	37,993	.07	.45	17,096.85	119,896	.07	.24	28,775.04	45,871.89
Kuspuk School District	29,402	.18	.56	16,465.12	33,796	.18	.35	11,828.60	28,293.72
Lake Peninsula School District	0	.25	.63	0.00	33,311	.25	.42	13,990.62	13,990.62
Lower Kuskokwim Schools	194,674	.17	.55	107,070.70	407,906	.17	.34	138,688.04	245,758.74
Lower Yukon School District	105,582	.22	.60	63,349.20	175,378	.22	.39	68,397.42	131,746.62
Matanuska-Susitna Borough School District	304,018	.02	.40	121,607.20	624,778	.02	.19	118,707.82	240,315.02
Nenana City Public Schools	4,870	.08	.46	2,240.20	7,076	.08	.25	1,769.00	4,009.20
Nome Public Schools	0	.11	.49	0.00	52,962	.11	.28	14,829.36	14,829.36
North Slope Borough School District	36,406	.20	.58	21,115.48	89,190	.20	.37	33,000.30	54,115.78
Northwest Arctic Borough School	87,171	.21	.59	51,430.89	188,754	.21	.38	71,726.52	123,157.41
Petersburg Public Schools	10,945	.06	.44	4,815.80	26,212	.06	.23	6,028.76	10,844.56
Saint Mary's School District	7,972	.16	.54	4,304.88	22,903	.16	.33	7,557.99	11,862.87
Sitka Borough School District	6,344	.05	.43	2,727.92	42,485	.05	.22	9,346.70	12,074.62
Skagway City Schools	0	.04	.42	0.00	2,011	.04	.21	422.31	422.31
Southeast Island School District	10,921	.10	.48	5,242.08	14,291	.10	.27	3,858.57	9,100.65
Southwest Region Schools	0	.17	.55	0.00	73,657	.17	.34	25,043.38	25,043.38
Unalaska City School District	2,523	.11	.49	1,236.27	11,428	.11	.28	3,199.84	4,436.11
Valdez City Schools	6,470	.04	.42	2,717.40	21,271	.04	.21	4,466.91	7,184.31
Wrangell	12,930	.04	.42	5,430.60	20,839	.04	.21	4,376.19	9,806.79
Yakutat School District	9,453	.10	.48	4,537.44	9,831	.10	.27	2,654.37	7,191.81
Yukon Flats School District	9,403	.28	.66	6,205.98	20,268	.28	.45	9,120.60	15,326.58
Yukon Koyukuk School District	0	.21	.59	0.00	18,143	.21	.38	6,894.34	6,894.34
Yupit School District	24,669	.18	.56	13,814.64	51,004	.18	.35	17,851.40	31,666.04
Mt. Edgecumbe High School	14,945	.05	.43	6,426.35	25,158	.05	.22	5,534.76	11,961.11
Total	2,179,053			987,634.54	5,862,073			1,369,456.60	2,357,091.14

Alaska Department of Education & Early Development
 SB3 Fiscal analysis, AS 14.03.127
 Prepared 1-19-2011
YEAR 4

Anch. CPI
 EST. 2.7%
 .38 Prior year
 FY15 rate
 is .39

Anch. CPI
 EST. 2.7%
 .17 Prior year
 FY15 rate is
 .18

Program Name	Est. Total Breakfasts Served	Breakfast Differential Adjustment	Breakfast Rate	Estimated Breakfast Grant	Est. Total Lunches Served	Lunch Differential Adjustment	Lunch Rate	Estimated Lunch Grant	Estimated Grant
Alaska Gateway Schools	34,551	.15	.54	18,657.54	43,551	.15	.33	14,371.83	33,029.37
Aleutians East Borough Schools	0	.25	.64	0.00	12,943	.25	.43	5,565.49	5,565.49
Anchorage School District	686,484	.00	.39	267,728.76	2,154,364	.00	.18	387,785.52	655,514.28
Annette Island School District	7,863	.08	.47	3,695.61	20,278	.08	.26	5,272.28	8,967.89
Bering Strait School District	96,025	.25	.64	61,456.00	201,125	.25	.43	86,483.75	147,939.75
Bristol Bay Borough Schools	2,244	.12	.51	1,144.44	8,393	.12	.30	2,517.90	3,662.34
Chatham School District	587	.14	.53	311.11	4,788	.14	.32	1,532.16	1,843.27
Copper River School District	0	.08	.47	0.00	19,130	.08	.26	4,973.80	4,973.80
Cordova Public Schools	7,938	.06	.45	3,572.10	23,499	.06	.24	5,639.76	9,211.86
Craig City Schools	23,042	.05	.44	10,138.48	31,347	.05	.23	7,209.81	17,348.29
Delta Greely School District	0	.06	.45	0.00	39,029	.06	.24	9,366.96	9,366.96
Dillingham City Schools	12,051	.09	.48	5,784.48	33,066	.09	.27	8,927.82	14,712.30
Fairbanks North Star Borough Schools	199,002	.02	.41	81,590.82	481,435	.02	.20	96,287.00	177,877.82
Galena City Schools	13,647	.10	.49	6,687.03	15,852	.10	.28	4,438.56	11,125.59
Haines Borough Schools	16,196	.05	.44	7,126.24	17,976	.05	.23	4,134.48	11,260.72
Hoonah City Schools	5,402	.10	.49	2,646.98	8,981	.10	.28	2,514.68	5,161.66
Hydaburg City School District	0	.13	.52	0.00	6,340	.13	.31	1,965.40	1,965.40
Iditarod Area Schools	11,543	.21	.60	6,925.80	18,482	.21	.39	7,207.98	14,133.78
Juneau School District	12,683	.04	.43	5,453.69	131,881	.04	.22	29,013.82	34,467.51
Kake City Schools	3,480	.11	.50	1,740.00	6,451	.11	.29	1,870.79	3,610.79
Kashunamuit School District	18,416	.15	.54	9,944.64	32,774	.15	.33	10,815.42	20,760.06
Kenai Peninsula School District	105,720	.04	.43	45,459.60	357,908	.04	.22	78,739.76	124,199.36
Ketchikan Gateway Schools	5,488	.04	.43	2,359.84	88,357	.04	.22	19,438.54	21,798.38
Klawock City Schools	0	.08	.47	0.00	11,575	.08	.26	3,009.50	3,009.50
Kodiak Island Borough Schools	37,993	.07	.46	17,476.78	119,896	.07	.25	29,974.00	47,450.78
Kuspuk School District	29,402	.18	.57	16,759.14	33,796	.18	.36	12,166.56	28,925.70
Lake Peninsula School District	0	.25	.64	0.00	33,311	.25	.43	14,323.73	14,323.73
Lower Kuskokwim Schools	194,674	.17	.56	109,017.44	407,906	.17	.35	142,767.10	251,784.54
Lower Yukon School District	105,582	.22	.61	64,405.02	175,378	.22	.40	70,151.20	134,556.22
Matanuska-Susitna Borough School District	304,018	.02	.41	124,647.38	624,778	.02	.20	124,955.60	249,602.98
Nenana City Public Schools	4,870	.08	.47	2,288.90	7,076	.08	.26	1,839.76	4,128.66
Nome Public Schools	0	.11	.50	0.00	52,962	.11	.29	15,358.98	15,358.98
North Slope Borough School District	36,406	.20	.59	21,479.54	89,190	.20	.38	33,892.20	55,371.74
Northwest Arctic Borough School District	87,171	.21	.60	52,302.60	188,754	.21	.39	73,614.06	125,916.66
Petersburg Public Schools	10,945	.06	.45	4,925.25	26,212	.06	.24	6,290.88	11,216.13
Saint Mary's School District	7,972	.16	.55	4,384.60	22,903	.16	.34	7,787.02	12,171.62
Sitka Borough School District	6,344	.05	.44	2,791.36	42,485	.05	.23	9,771.55	12,562.91
Skagway City Schools	0	.04	.43	0.00	2,011	.04	.22	442.42	442.42
Southeast Island School District	10,921	.10	.49	5,351.29	14,291	.10	.28	4,001.48	9,352.77
Southwest Region Schools	0	.17	.56	0.00	73,657	.17	.35	25,779.95	25,779.95
Unalaska City School District	2,523	.11	.50	1,261.50	11,428	.11	.29	3,314.12	4,575.62
Valdez City Schools	6,470	.04	.43	2,782.10	21,271	.04	.22	4,679.62	7,461.72
Wrangell	12,930	.04	.43	5,559.90	20,839	.04	.22	4,584.58	10,144.48
Yakutat School District	9,453	.10	.49	4,631.97	9,831	.10	.28	2,752.68	7,384.65
Yukon Flats School District	9,403	.28	.67	6,300.01	20,268	.28	.46	9,323.28	15,623.29
Yukon Koyukuk School District	0	.21	.60	0.00	18,143	.21	.39	7,075.77	7,075.77
Yupik School District	24,669	.18	.57	14,061.33	51,004	.18	.36	18,361.44	32,422.77
Mt. Edgecumbe High School	14,945	.05	.44	6,575.80	25,158	.05	.23	5,786.34	12,362.14
Total	2,179,053			1,009,425.07	5,862,073			1,428,077.33	2,437,502.40

Alaska Department of Education & Early Development
 SB3 Fiscal analysis, AS 14.03.127
 Prepared 1-19-2011
YEAR 5

Anch. CPI
 EST. 2.7%
 .39 Prior year
 FY16 rate
 is .40

Anch. CPI
 EST. 2.7%
 .18 Prior year
 FY16 rate is
 .19

Program Name	Est. Total Breakfasts Served	Breakfast Differential Adjustment	Breakfast Rate	Estimated Breakfast Grant	Est. Total Lunches Served	Lunch Differential Adjustment	Lunch Rate	Estimated Lunch Grant	Estimated Grant
Alaska Gateway Schools	34,551	.15	.55	19,003.05	43,551	.15	.34	14,807.34	33,810.39
Aleutians East Borough Schools	0	.25	.65	0.00	12,943	.25	.44	5,694.92	5,694.92
Anchorage School District	686,484	.00	.40	274,593.60	2,154,364	.00	.19	409,329.16	683,922.76
Annette Island School District	7,863	.08	.48	3,774.24	20,278	.08	.27	5,475.06	9,249.30
Bering Strait School District	96,025	.25	.65	62,416.25	201,125	.25	.44	88,495.00	150,911.25
Bristol Bay Borough Schools	2,244	.12	.52	1,166.88	8,393	.12	.31	2,601.83	3,768.71
Chatham School District	587	.14	.54	316.98	4,788	.14	.33	1,580.04	1,897.02
Copper River School District	0	.08	.48	0.00	19,130	.08	.27	5,165.10	5,165.10
Cordova Public Schools	7,938	.06	.46	3,651.48	23,499	.06	.25	5,874.75	9,526.23
Craig City Schools	23,042	.05	.45	10,368.90	31,347	.05	.24	7,523.28	17,892.18
Delta Greely School District	0	.06	.46	0.00	39,029	.06	.25	9,757.25	9,757.25
Dillingham City Schools	12,051	.09	.49	5,904.99	33,066	.09	.28	9,258.48	15,163.47
Fairbanks North Star Borough Schools	199,002	.02	.42	83,580.84	481,435	.02	.21	101,101.35	184,682.19
Galena City Schools	13,647	.10	.50	6,823.50	15,852	.10	.29	4,597.08	11,420.58
Haines Borough Schools	16,196	.05	.45	7,288.20	17,976	.05	.24	4,314.24	11,602.44
Hoonah City Schools	5,402	.10	.50	2,701.00	8,981	.10	.29	2,604.49	5,305.49
Hydaburg City School District	0	.13	.53	0.00	6,340	.13	.32	2,028.80	2,028.80
Iditarod Area Schools	11,543	.21	.61	7,041.23	18,482	.21	.40	7,392.80	14,434.03
Juneau School District	12,683	.04	.44	5,580.52	131,881	.04	.23	30,332.63	35,913.15
Kake City Schools	3,480	.11	.51	1,774.80	6,451	.11	.30	1,935.30	3,710.10
Kashunamuit School District	18,416	.15	.55	10,128.80	32,774	.15	.34	11,143.16	21,271.96
Kenai Peninsula School District	105,720	.04	.44	46,516.80	357,908	.04	.23	82,318.84	128,835.64
Ketchikan Gateway Schools	5,488	.04	.44	2,414.72	88,357	.04	.23	20,322.11	22,736.83
Klawock City Schools	0	.08	.48	0.00	11,575	.08	.27	3,125.25	3,125.25
Kodiak Island Borough Schools	37,993	.07	.47	17,856.71	119,896	.07	.26	31,172.96	49,029.67
Kuspuk School District	29,402	.18	.58	17,053.16	33,796	.18	.37	12,504.52	29,557.68
Lake Peninsula School District	0	.25	.65	0.00	33,311	.25	.44	14,656.84	14,656.84
Lower Kuskokwim Schools	194,674	.17	.57	110,964.18	407,906	.17	.36	146,846.16	257,810.34
Lower Yukon School District	105,582	.22	.62	65,460.84	175,378	.22	.41	71,904.98	137,365.82
Matanuska-Susitna Borough School District	304,018	.02	.42	127,687.56	624,778	.02	.21	131,203.38	258,890.94
Nenana City Public Schools	4,870	.08	.48	2,337.60	7,076	.08	.27	1,910.52	4,248.12
Nome Public Schools	0	.11	.51	0.00	52,962	.11	.30	15,888.60	15,888.60
North Slope Borough School District	36,406	.20	.60	21,843.60	89,190	.20	.39	34,784.10	56,627.70
Northwest Arctic Borough School District	87,171	.21	.61	53,174.31	188,754	.21	.40	75,501.60	128,675.91
Petersburg Public Schools	10,945	.06	.46	5,034.70	26,212	.06	.25	6,553.00	11,587.70
Saint Mary's School District	7,972	.16	.56	4,464.32	22,903	.16	.35	8,016.05	12,480.37
Sitka Borough School District	6,344	.05	.45	2,854.80	42,485	.05	.24	10,196.40	13,051.20
Skagway City Schools	0	.04	.44	0.00	2,011	.04	.23	462.53	462.53
Southeast Island School District	10,921	.10	.50	5,460.50	14,291	.10	.29	4,144.39	9,604.89
Southwest Region Schools	0	.17	.57	0.00	73,657	.17	.36	26,516.52	26,516.52
Unalaska City School District	2,523	.11	.51	1,286.73	11,428	.11	.30	3,428.40	4,715.13
Valdez City Schools	6,470	.04	.44	2,846.80	21,271	.04	.23	4,892.33	7,739.13
Wrangell	12,930	.04	.44	5,689.20	20,839	.04	.23	4,792.97	10,482.17
Yakutat School District	9,453	.10	.50	4,726.50	9,831	.10	.29	2,850.99	7,577.49
Yukon Flats School District	9,403	.28	.68	6,394.04	20,268	.28	.47	9,525.96	15,920.00
Yukon Koyukuk School District	0	.21	.61	0.00	18,143	.21	.40	7,257.20	7,257.20
Yupit School District	24,669	.18	.58	14,308.02	51,004	.18	.37	18,871.48	33,179.50
Mt. Edgecumbe High School	14,945	.05	.45	6,725.25	25,158	.05	.24	6,037.92	12,763.17
Total	2,179,053			1,031,215.60	5,862,073			1,486,698.06	2,517,913.66

Alaska Department of Education & Early Development
 SB3 Fiscal analysis, AS 14.03.127
 Prepared 1-19-2011
 YEAR 6

Anch. CPI
 EST. 2.7%
 .40 Prior year
 FY17 rate
 is .41

Anch. CPI
 EST. 2.7%
 .19 Prior year
 FY17 rate is
 .20

Program Name	Est. Total Breakfasts Served	Breakfast Differential Adjustment	Breakfast Rate	Estimated Breakfast Grant	Est. Total Lunches Served	Lunch Differential Adjustment	Lunch Rate	FY17	
								Estimated Lunch Grant	Estimated Grant
Alaska Gateway Schools	34,551	.15	.56	19,348.56	43,551	.15	.35	15,242.85	34,591.41
Aleutians East Borough Schools	0	.25	.66	0.00	12,943	.25	.45	5,824.35	5,824.35
Anchorage School District	686,484	.00	.41	281,458.44	2,154,364	.00	.20	430,872.80	712,331.24
Annette Island School District	7,863	.08	.49	3,852.87	20,278	.08	.28	5,677.84	9,530.71
Bering Strait School District	96,025	.25	.66	63,376.50	201,125	.25	.45	90,506.25	153,882.75
Bristol Bay Borough Schools	2,244	.12	.53	1,189.32	8,393	.12	.32	2,685.76	3,875.08
Chatham School District	587	.14	.55	322.85	4,788	.14	.34	1,627.92	1,950.77
Copper River School District	0	.08	.49	0.00	19,130	.08	.28	5,356.40	5,356.40
Cordova Public Schools	7,938	.06	.47	3,730.86	23,499	.06	.26	6,109.74	9,840.60
Craig City Schools	23,042	.05	.46	10,599.32	31,347	.05	.25	7,836.75	18,436.07
Delta Greely School District	0	.06	.47	0.00	39,029	.06	.26	10,147.54	10,147.54
Dillingham City Schools	12,051	.09	.50	6,025.50	33,066	.09	.29	9,589.14	15,614.64
Fairbanks North Star Borough Schools	199,002	.02	.43	85,570.86	481,435	.02	.22	105,915.70	191,486.56
Galena City Schools	13,647	.10	.51	6,959.97	15,852	.10	.30	4,755.60	11,715.57
Haines Borough Schools	16,196	.05	.46	7,450.16	17,976	.05	.25	4,494.00	11,944.16
Hoonah City Schools	5,402	.10	.51	2,755.02	8,981	.10	.30	2,694.30	5,449.32
Hydaburg City School District	0	.13	.54	0.00	6,340	.13	.33	2,092.20	2,092.20
Iditarod Area Schools	11,543	.21	.62	7,156.66	18,482	.21	.41	7,577.62	14,734.28
Juneau School District	12,683	.04	.45	5,707.35	131,881	.04	.24	31,651.44	37,358.79
Kake City Schools	3,480	.11	.52	1,809.60	6,451	.11	.31	1,999.81	3,809.41
Kashunamuit School District	18,416	.15	.56	10,312.96	32,774	.15	.35	11,470.90	21,783.86
Kenai Peninsula School District	105,720	.04	.45	47,574.00	357,908	.04	.24	85,897.92	133,471.92
Ketchikan Gateway Schools	5,488	.04	.45	2,469.60	88,357	.04	.24	21,205.68	23,675.28
Klawock City Schools	0	.08	.49	0.00	11,575	.08	.28	3,241.00	3,241.00
Kodiak Island Borough Schools	37,993	.07	.48	18,236.64	119,896	.07	.27	32,371.92	50,608.56
Kuspuk School District	29,402	.18	.59	17,347.18	33,796	.18	.38	12,842.48	30,189.66
Lake Peninsula School District	0	.25	.66	0.00	33,311	.25	.45	14,989.95	14,989.95
Lower Kuskokwim Schools	194,674	.17	.58	112,910.92	407,906	.17	.37	150,925.22	263,836.14
Lower Yukon School District	105,582	.22	.63	66,516.66	175,378	.22	.42	73,658.76	140,175.42
Matanuska-Susitna Borough School District	304,018	.02	.43	130,727.74	624,778	.02	.22	137,451.16	268,178.90
Nenana City Public Schools	4,870	.08	.49	2,386.30	7,076	.08	.28	1,981.28	4,367.58
Nome Public Schools	0	.11	.52	0.00	52,962	.11	.31	16,418.22	16,418.22
North Slope Borough School District	36,406	.20	.61	22,207.66	89,190	.20	.40	35,676.00	57,883.66
Northwest Arctic Borough School	87,171	.21	.62	54,046.02	188,754	.21	.41	77,389.14	131,435.16
Petersburg Public Schools	10,945	.06	.47	5,144.15	26,212	.06	.26	6,815.12	11,959.27
Saint Mary's School District	7,972	.16	.57	4,544.04	22,903	.16	.36	8,245.08	12,789.12
Sitka Borough School District	6,344	.05	.46	2,918.24	42,485	.05	.25	10,621.25	13,539.49
Skagway City Schools	0	.04	.45	0.00	2,011	.04	.24	482.64	482.64
Southeast Island School District	10,921	.10	.51	5,569.71	14,291	.10	.30	4,287.30	9,857.01
Southwest Region Schools	0	.17	.58	0.00	73,657	.17	.37	27,253.09	27,253.09
Unalaska City School District	2,523	.11	.52	1,311.96	11,428	.11	.31	3,542.68	4,854.64
Valdez City Schools	6,470	.04	.45	2,911.50	21,271	.04	.24	5,105.04	8,016.54
Wrangell	12,930	.04	.45	5,818.50	20,839	.04	.24	5,001.36	10,819.86
Yakutat School District	9,453	.10	.51	4,821.03	9,831	.10	.30	2,949.30	7,770.33
Yukon Flats School District	9,403	.28	.69	6,488.07	20,268	.28	.48	9,728.64	16,216.71
Yukon Koyukuk School District	0	.21	.62	0.00	18,143	.21	.41	7,438.63	7,438.63
Yucit School District	24,669	.18	.59	14,554.71	51,004	.18	.38	19,381.52	33,936.23
Mt. Edgecumbe High School	14,945	.05	.46	6,874.70	25,158	.05	.25	6,289.50	13,164.20
Total	2,179,053			1,053,006.13	5,862,073			1,545,318.79	2,598,324.92

SB3 - School Meals Witness List

HEARING: Senate Education Committee

When: 8AM, Friday, January 28th

Call-In: 877-763-5073

Bill: SB3

Superintendent Carol Comeau

Phoning in from out of state - 877-763-5073

BIO:

Carol Comeau, the superintendent of the Anchorage School District, began her career in Anchorage schools as a noon duty attendant and teacher aide in 1974. She worked as a teacher for many years before serving as a school principal, Executive Director of Elementary Education and Assistant Superintendent for Instruction. She's been the ASD superintendent since 2000. She has served as president of the Alaska Association of School Administrators, the Council of the Great City Schools Executive Committee, and the Alaska Council of School Administrators (ACSA). In May 2010, the Governor appointed her to the Council on Education for Military Children. She serves on numerous boards of community organizations because she believes it is essential to be an active participant in our community and has received recognition from many community groups for her service.

Dr Brent Rock

Phoning in - 877-763-5073

Dr. Brent L. Rock Ed.D, is the Director of the ASD Student Nutrition Department. He currently serves as a Director in the Alliance For School Foodservice Leadership and the Alaska Team Nutrition Advisory Committee. He previously served as a board member for ASSETS in Anchorage, Member of the Advisory Board, Anchorage Community College, President of the Utah Superintendent's Association, Chairman of Public Television Advisory Board, Austin, Texas, Dr. Rock has written over 100 articles published in major journals, magazines, and newspapers.

Carl Rose

Association of Alaska School Boards

Testifying in person

Bio:

Carl Rose has been executive director of the Association of Alaska School Boards since 1987. He is currently a member of the Advisory Task Force on Higher Education and Workforce Development.

Assistant Superintendent Dave Jones

Attending from the LIO office in Kenai, Alaska at 8:00 AM on the 28th.

Bio:

Mr. Jones is the Assistant Superintendent for the- Kenai Peninsula Borough School District - has agreed to provide testimony. Dave Jones serves as Legislative Liaison for our Kenai

Peninsula Borough School District. Asst. Superintendent Jones also serves as a legislative contact for the Alaska School Business Officials.(ALASBO)

Jordis Clark, an Anchorage School Nurse

Phoning In from Anchorage: 877-763-5073

Bio

Jordis Clark has been a school nurse in Anchorage for 10 years. She is a board member for Food Bank of Alaska and has been a member of the Anchorage School District wellness committee and health education curriculum committee. The school she works at started a breakfast program 2 weeks ago.

ALASKA STATE LEGISLATURE

Session

State Capitol, Rm. 101
Juneau, AK 99801
(907) 465-2435
Fax: (907) 465-6615

Interim

716 W. 4th Ave. Ste. 540
Anchorage, AK 99501
(907) 269-0120
Fax: (907) 269-0122

Senator_Bill_Wielechowski@legis.state.ak.us



Chair
State Affairs Committee

Co-chair
Joint Armed Services Committee

Vice Chair
Resources Committee
Judiciary Committee

Member
Administrative Regulation Review

SENATOR BILL WIELECHOWSKI

Fast Facts: Alaska's School And Lunch Program

Alaskan Children In Need:

- One out of every 8 Alaska families struggles to put enough food on the table. [\[USDA\]](#)
- According to Hunger in America 2010, 74,000 Alaskans seek food assistance each year. The study also showed that 43% of households visiting food pantries in Alaska have a child under the age of 18. [\[Hunger In America\]](#)
- An estimated 42% of Alaska students, more than 51,000 children, are eligible for free or reduced-cost school meals.

School Meals Programs In Need

- Alaska is one of only twelve states in the country that does not have any state legislative support for their school meals programs. [\[Alaska Food Coalition Hunger Data\]](#)
- Currently, the federal funds the majority of the school meal program at \$32 million. That still leaves Alaska schools with a \$25 shortfall. [\[Alaska Department of Education and Early Development\]](#)
- In Alaska, the school lunch program feeds over 36,000 students at a free/reduced rate for lunch. School breakfast participation is over 18,000 with 14,000 of those being free/reduced price. [\[FRAC scorecard\]](#)
- Currently in Alaska, twenty percent (20%) of schools participating in the school lunch program do not offer school breakfast, impacting 22,253 Alaskan children, 6,850 of whom are children from low income families who qualify for free or reduced price meals.
- For many children, these are the only nutritious meals they will get on a regular basis.

Alaska Missing Out On \$1.9 Million

- Alaska is in the bottom 10 states for lowest participation in the School Breakfast Program in the nation.
- Our state is not taking advantage of a large amount of potential federal funding that would come to the state on a per-meal basis.
- If Alaska lifted breakfast participation from 38.3% to 60%, the state would receive an additional \$1.9 million in federal funds.
- That would entail feeding approximately 8,006 additional free and reduced-price students. [\[FRAC scorecard\]](#)

Studies Relating To The Benefits Of School Meals

Better Memory, Cognition and Test Scores

Improved School Achievements A review of 18 studies showed students who ate breakfast consistently showed improvement in verbal fluency, arithmetic, tests of attention, memory, creativity, physical endurance, and general tests of academic achievement and cognitive functioning. - "Nutrition and Student Performance at School." The Journal of School Health 2005

Improved Standardized Test Scores: Scores on the Comprehensive Test of Basic Skills improved significantly in schools that had larger participation in their school breakfast programs. -- "School Breakfast Program and School Performance." American Journal of Diseases of Children 1989

Improved Scores in Language, Reading, Math: Low-income students in a breakfast test program in the United States improved their combined scores in language, reading and math. -- "Breakfast and Cognition: An Integrative Summary." American Journal of Clinical Nutrition 1998

Improved Math Scores, Participation: Researchers found students who ate breakfast improved math scores and participated more in class. -- "Diet, Breakfast, and Academic Performance in Children." Annals of Nutrition & Metabolism 2002

Improved Memory, Listening Skills: A Tufts University study showed elementary school students who ate breakfast listened better and had both better spatial memory and short-term memory than students who skipped breakfast. -- "Effect of Breakfast Consumption on Cognitive Processes in Elementary School Children." Physiology & Behavior 2005

Improved Vocabulary: Research from the University of California showed eating breakfast had a significant positive effect on vocabulary test performance. -- Food and Nutrition Bulletin 1996

Skipping Breakfast = Slower Brain Function: A study conducted by the University of California Davis showed skipping breakfast alters brain function and had an adverse affect on the speed and accuracy with which children were able to retrieve information from memory. -- "Does Breakfast Make a Difference in School?" Journal of the American Dietetic Association 1995

Better Behavior

Calmer, More Obedient: Researchers noted a significant decrease in behavioral "oppositional scores" for students eating school breakfast. "Oppositional scores" measure whether or not students are likely to break the rules, have problems with authority or are quick to anger than most individuals in their age groups. -- "Evaluation of the School Breakfast Program Pilot Project: Findings from the First Year of Implementation." U.S. Department of Agriculture, Food and Nutrition Service 2002.

Better Behaved: Researchers found low-income students who ate meals at school were less likely to be hyperactive and had fewer behavioral or attention problems than their hungry peers. -- "Relationship Between Hunger and Psychosocial Functioning in Low-Income American Children." Journal of the American Academy of Child & Adolescent Psychiatry 1998

Fewer Disciplinary Referrals Needed: Researchers conclude that classroom breakfast works and that a pilot program in New York resulted in decreased hunger and improvements in factors critical to student learning such as tardiness and disciplinary referral rates. -- "Academics & Breakfast Connection Pilot: Final Report on New York's Classroom Breakfast Project." Nutrition Consortium of New York State. Albany, New York. July 2005.

Fewer Emotional Problems: Increased school breakfast participation is associated with fewer emotional or behavioral problems. Teachers at schools that increased participation in their school breakfast programs reported a positive change in student behavior (60%) and improved in student attentiveness (63%). "The Boston Public Schools Universal Breakfast Program: Final Evaluation Report." Massachusetts General Hospital, Boston, MA, 2000

Better Attendance Rates

Higher Rates Of Attendance: Studies show that universal school breakfast program participation is associated with higher rates of attendance and declines in tardiness. "Universal-Free School Breakfast Program Evaluation Design Project. Review of the Literature on Breakfast and Learning. Final Report." Mathematica Policy Research 1999

Lower Rates Of Tardiness: Schools with increased participation in school breakfast programs had their proportion of children chronically tardy decreased by 67%. -- "Evaluation of a Universally-Free School Breakfast Program Demonstration Project, Central Falls, Rhode Island," Tufts University, 1996

Better Health/ Weight

Lower Obesity Rates: Girls from "food insecure" households are significantly less likely to become overweight (68 percent) if they participate in school lunch and breakfast programs. -- "Lower Risk of Overweight in School-aged Food Insecure Girls Who Participate in Food Assistance: Results from the Panel Study of Income Dynamics Child Development Supplement." Archives of Pediatric and Adolescent Medicine 2003.

More Physically Active: Students who ate breakfast daily were more likely to participate in physical activity three or more times a week than breakfast skippers. -- "Smoking, Physical Activity and Breakfast Consumption among Secondary School Students in a Southwestern Ontario Community." Canadian Journal of Public Health 2003

More Vitamins: Children who consumed breakfast at school had significantly higher mean daily intakes of energy and protein were more likely to obtain two-thirds of the RDA for vitamins A, E, D, and B6, as well as other minerals than children who did not eat school breakfast. -- "Breakfast Consumption Affects Adequacy of Total Daily Intake in Children." Journal of the American Dietetic Association 1993

How School Breakfast/Lunch Works

Schools are not required to provide or operate school lunch or breakfast programs. For eligible children, however, they are reimbursed per meal through the Federal Government (through DEED) based on poverty level.

Children whose families fall below 130 percent of the Federal Poverty Level (FPL) are eligible for a free meal. Those children between 130 percent and 185 percent of the FPL are eligible for a reduced-price meal (\$0.30 for breakfast and \$0.40 for lunch).

Income Eligibility Guidelines, 2010-11

Reduced priced meals	Reduced Priced Meals	Free Meals
Household size		
1	\$25,031	\$17,589
2	33,689	23,673
3	42,347	29,757
4	51,005	35,841

Meal prices For Students

Breakfast	Elementary	Middle	High
Full price	\$1.80	\$1.80	\$2.25
Reduced price	30¢	30¢	30¢
Milk (alone)	50¢	50¢	50¢
Lunch	Elementary	Middle	High
Full price	\$3.15	\$3.55	\$4.00
Reduced price	40¢	40¢	40¢
Milk (alone)	50¢	50¢	50¢

Average Cost of Each Lunch To The Schools

Average Cost of Lunch to School District in Alaska				
	Average Cost of Breakfast	Max. Reimburse	Average Cost of Lunch	Max. Reimburse
Road System School	\$3.20	\$2.82	\$4.90	\$4.43
Rural School	\$4.80	\$2.82	\$7.35	\$4.43

How Much The Federal Government Reimburses Per Breakfast and Lunch

	Lunch		Breakfast	
	Regular	Severe** Need	Regular	Severe** Need
Paid	0.42	0.44	0.39	0.39
Reduced	4.03	4.01	2.06	2.52
Free	4.41	4.43	2.36	2.82

*Note prices are not adjusted for cost differentials across communities. Severe need is based on 40% of the meals having been served to students qualifying for free or reduced price meals.

**A school is eligible for severe need reimbursement if 40 percent or more of the student lunches served at the school in the second preceding school year (2007-2008) were served free or at a reduced price.

Sec. 14.17.460. District cost factors.

(a) For purposes of calculating a district's adjusted ADM under AS 14.17.410 (b)(1), the district cost factor for a school district is (1) for the fiscal year ending June 30, 2009, the factor set out under column (A) of this subsection, (2) for the fiscal year ending June 30, 2010, the factor set out under column (B) of this subsection, (3) for the fiscal year ending June 30, 2011, the factor set out under column (C) of this subsection, (4) for the fiscal year ending June 30, 2012, the factor set out under column (D) of this subsection, and (5) for fiscal years ending on or after June 30, 2013, the factor set out under column (E) of this subsection:

DISTRICT COST FACTOR

DISTRICT (A) (B) (C) (D) (E)

Alaska Gateway 1.443 1.481 1.519 1.557 1.594

Aleutians East 1.707 1.778 1.849 1.920 1.991

Aleutians Region 1.838 1.864 1.890 1.916 1.939

Anchorage 1.000 1.000 1.000 1.000 1.000

Annette Island 1.175 1.216 1.257 1.298 1.338

Bering Strait 1.762 1.821 1.880 1.939 1.998

Bristol Bay 1.370 1.397 1.424 1.451 1.478

Chatham 1.348 1.405 1.462 1.519 1.576

Chugach 1.395 1.420 1.445 1.470 1.496

Copper River 1.246 1.264 1.282 1.300 1.316

Cordova 1.165 1.182 1.199 1.216 1.234

Craig 1.108 1.133 1.158 1.183 1.206

Deltareely 1.174 1.191 1.208 1.225 1.241

Denail 1.323 1.326 1.329 1.332 1.332

Dillingham 1.300 1.312 1.324 1.336 1.346

Fairbanks 1.055 1.059 1.063 1.067 1.070

Galena 1.370 1.376 1.382 1.388 1.391
Haines 1.104 1.128 1.152 1.176 1.200
Hoonah 1.227 1.270 1.313 1.356 1.399
Hydaburg 1.295 1.348 1.401 1.454 1.504
Iditarod 1.658 1.705 1.752 1.799 1.846
Juneau 1.075 1.093 1.111 1.129 1.145
Kake 1.242 1.296 1.350 1.404 1.459
Kashunamiut 1.504 1.533 1.562 1.591 1.619
Kenai Peninsula 1.088 1.109 1.130 1.151 1.171
Ketchikan 1.085 1.106 1.127 1.148 1.170
Klawock 1.160 1.196 1.232 1.268 1.302
Kodiak Island 1.191 1.216 1.241 1.266 1.289
Kuspuk 1.584 1.622 1.660 1.698 1.734
Lake and Peninsula 1.776 1.831 1.886 1.941 1.994
Lower Kuskokwim 1.577 1.599 1.621 1.643 1.663
Lower Yukon 1.650 1.703 1.756 1.809 1.861
Matanuska-Susitna 1.040 1.048 1.056 1.064 1.070
Mt. Edgecumbe 1.098 1.123 1.148 1.173 1.195
Nenana 1.304 1.313 1.322 1.331 1.338
Nome 1.385 1.402 1.419 1.436 1.450
North Slope 1.648 1.684 1.720 1.756 1.791
Northwest Arctic 1.686 1.720 1.754 1.788 1.823
Pelican 1.384 1.408 1.432 1.456 1.477

Petersburg 1.122 1.153 1.184 1.215 1.244
Pribilof 1.555 1.589 1.623 1.657 1.691
Sitka 1.098 1.123 1.148 1.173 1.195
Skagway 1.159 1.163 1.167 1.171 1.174
Southeast Island 1.264 1.299 1.334 1.369 1.403
Southwest Region 1.554 1.587 1.620 1.653 1.685
St. Mary's 1.488 1.522 1.556 1.590 1.624
Tanana 1.641 1.677 1.713 1.749 1.786
Unalaska 1.343 1.368 1.393 1.418 1.441
Valdez 1.133 1.143 1.153 1.163 1.170
Wrangell 1.080 1.100 1.120 1.140 1.159
Yakutat 1.229 1.275 1.321 1.367 1.412
Yukon Flats 1.892 1.948 2.004 2.060 2.116
Yukon/Koyukuk 1.669 1.711 1.753 1.795 1.835
Yupitit 1.596 1.628 1.660 1.692 1.723.

(b) The department shall monitor the cost factors established under (a) of this section and shall prepare and submit to the legislature by January 15 of every other fiscal year proposed district cost factors.

School lunches, breakfasts vital to state

COMPASS: Other points of view

By MICHAEL SOBOCINSKI

(03/08/10 19:18:14)



"How many more sleeps before we can have meals at school again?"

An elementary school student in the Kenai Peninsula asked her teacher this question recently, just before a long weekend. For this girl and her younger brother, one of the most important things that school provided them was reliable breakfast and lunch.

Congress created the School Lunch Program in 1946 "as a measure of national security" because too many young men were unfit for military service due to malnutrition. The School Breakfast Program was piloted in 1966 and made permanent in 1975. The experience of the Kenai girl, and many others besides, shows that these programs are still vitally needed.

Schools are not required to offer meals, although the federal government provides reimbursement for meals for low income children. Forty percent of Alaska students -- more than 45,000 children -- qualify for free or reduced cost school meals.

Despite the huge geographic and logistic challenges they face, to their credit most schools in Alaska offer lunch. In all, there are 10 school districts educating 1,698 students in Alaska that do not offer the lunch program.

However, breakfast is more of a challenge. One hundred four Alaska schools and eight school districts that offer lunch do not offer breakfast. In total, 15 percent of the students who qualify for free/reduced price school meals do not attend schools that offer a breakfast program -- that's more than 7,000 missed meals each day, more than 1.2 million a year.



Why doesn't every Alaska school offer breakfast and lunch? They cannot afford it. The federal reimbursement is too low to make it economical for schools that serve too few children overall, or too few low income children, or face high food costs because of their remote locations.

Our kids need these meals. While I suspect we would all agree that parents should feed their children, some simply can't. According to Hunger in America 2010, 74,000 Alaskans seek food assistance each year. A significant percentage of these households include children younger than 18.

Children who have breakfast at school attend school more regularly, perform better on standardized tests, pay better attention, and perform better in math and reading. They are less likely to be disruptive or violent, and are less likely to struggle with obesity. In other words, meals at school encourage kids to concentrate on the business of learning, even older children.

On the other hand, teens who are hungry are more likely to be suspended from school, to have difficulty getting along with others, and to have fewer friends. The schools know this, which is why even many schools who don't offer breakfast regularly still manage to offer breakfast during testing week.

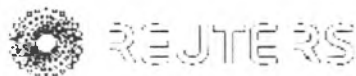
The Alaska Senate is currently considering whether to provide state funds to match federal funds

for school meals -- which will make it more economical to provide school meals. To me this is a very straightforward decision that we can make, one that will directly impact the health and education of our children. We should make such a reasonable investment in our children's future, and help give every child the best chance to succeed in school. I am sure that the young girl on the Kenai would agree. Please encourage your legislators to support SB 213 -- for the children and their academic future.

Michael Sobocinski is a board member of the Food Bank of Alaska.

[Print Page](#) [Close Window](#)

Copyright © Fri Jan 21 2011 17:55:59 GMT-0900 (Alaskan Standard Time)1900 The Anchorage Daily News
(www.adn.com)



» Print

This copy is for your personal, non-commercial use only. To order presentation-ready copies for distribution to colleagues, clients or customers, use the Reprints tool at the top of any article or visit: www.reutersreprints.com.

School lunch programs might break poverty cycle

Tue, Nov 23 2010

By Adam Marcus

NEW YORK (Reuters Health) - Teens who live in households where food is scarce suffer academically, but a new study has found that government programs to provide meals in schools can reverse this effect.

According to the researchers, the findings suggest that school programs aimed at reducing so-called food insecurity can break an insidious cycle of poverty: poor children go hungry, get bad grades, don't go on to college and fail to rise out of their socioeconomic status -- raising children whose lives follow the same unfortunate narrative.

"Food insecurity is more problematic in the long term if it occurs prior to adolescence, but it doesn't mean that adolescents are more resilient than younger children," said study leader Christelle Roustit, of the Research Group on the Social Determinants of Health and Healthcare, in Paris, France. The researchers reported their findings in the medical journal *Pediatrics*.

The severe recession has taken a toll on food security. In the United States, a recent report by the Department of Agriculture found that nearly 15% of American households faced food insecurity at some point in 2009, the highest level since officials began tracking the measure in 1995.

Food insecurity in childhood is thought to undercut scholastic achievement in at least two ways. It deprives the body of nutrients necessary for proper mental and physical development, and it creates an atmosphere of stress and uncertainty that saps a kid's desire to attend school and to perform well.

In the new study, Roustit and her colleagues analyzed questionnaires given to 2,346 public high school students in Quebec, Canada, along with nearly 2,000 of their parents. The surveys asked about issues of school performance and socioeconomic status and included several questions addressing food security at home. These included whether a lack of money prevented the family from eating enough, or from buying a sufficient variety of foods.

Just over 11 percent of teens in the study experienced food insecurity at home, according to the researchers. Of those, two-thirds attended schools that offered free or low-cost breakfast, lunch or snacks, allowing the researchers to look for an effect of the meals program on academic performance.

The study revealed that food insecurity was strongly associated with problems in school. However, children with food insecurity at home performed significantly better academically if their school offered meal assistance. They were much less likely to be held back a year, to score badly in language testing or to rate their overall academic performance as poor.

Although the data come from the 1990s, Roustit said a new survey of Quebec adolescents is now in progress. "We would be able to compare the results of 1999 to 2009 in few years," she said.

Nicola Edwards, a dietician and food policy expert at California Food Policy Advocates, an Oakland-based nonprofit, said the results of the study are unsurprising. If children are hungry they cannot learn, Edwards said. "There is a direct correlation between food insecurity and academic performance," she said.

In the United States, teachers and school administrators report that children who take advantage of food assistance programs in schools have improved behavior, fewer absences and better test scores, Edwards added.

Under the federal Child Nutrition Act, more than 31 million American school children receive free or inexpensive lunches through the National School Lunch Program. Children from families with incomes at or below 130 percent of the poverty level (\$28,665 for a family of four) are eligible for free meals. Those with incomes between 130 percent and 185 percent of the poverty level (\$40,793 for a family of four) are eligible to receive lunch for a cost of no more than 40 cents.

According to the U.S. Department of Agriculture, the National School Lunch Program cost \$9.8 billion in 2009. A study of this program that was published earlier this year supports the Canadian findings. Dr. Peter Hinrichs at Georgetown University in Washington DC reported in the *Journal of Policy Analysis and Management* that for children who participate in the National School Lunch Program, "the effects on educational attainment are sizable."

SOURCES: link.reuters.com/xyz76q *Pediatrics* online November 22, 2010 and link.reuters.com/syz76q *Journal of Policy Analysis and Management*, online June 3, 2010.

December 2, 2010

Congress Approves Child Nutrition Bill

By **ROBERT PEAR**

WASHINGTON — Congress gave final approval on Thursday to a child nutrition bill that expands the school lunch program and sets new standards to improve the quality of school meals, with more fruits and vegetables.

Michelle Obama lobbied for the bill as a way to combat obesity and hunger. About half of the \$4.5 billion cost is financed by a cut in food stamps starting in several years.

Mrs. Obama said she was thrilled by passage of what she described as a groundbreaking piece of legislation.

By a vote of 264 to 157, the House on Thursday passed the bill, which was approved in the Senate by unanimous consent in August. It goes now to President Obama, who intends to sign it.

On the final roll call, 247 Democrats and 17 Republicans voted for the bill. Four Democrats and 153 Republicans voted no.

Some liberal House Democrats and advocates for the poor railed against the bill in September, saying it was wrong to pay for the expansion of child nutrition programs by cutting money for food stamps, now known as the Supplemental Nutrition Assistance Program.

Democrats put aside their disagreements on Thursday, after concluding that it was better to take what they could get than to gamble on their chances in the next Congress when Republicans will control the House. Mr. Obama tamped down concern by telling Democrats he would work with them to find other ways to pay for the bill, before the cuts in food stamps take effect.

"The president will do everything he can to restore these unconscionable cuts," said Representative Barbara Lee, Democrat of California and chairwoman of the Congressional Black Caucus.

Democrats and a few Republicans praised Mrs. Obama. "She has been an incredible champion for our children, particularly in the areas of nutrition and obesity," said Representative Jim McGovern, Democrat of Massachusetts.

Mr. McGovern, who is co-chairman of the House Hunger Caucus, said: "Hunger and obesity are two sides of the same coin. Highly processed, empty-calorie foods are less expensive than fresh nutritious foods."

School meal programs have a major impact on the nation's health, and supporters of the bill said it could reduce the prevalence of obesity among children. The lunch program feeds more than 31 million children a day.

Representative Rosa DeLauro, Democrat of Connecticut, said, "The bill sets national nutrition standards that will finally get all of the junk food infiltrating our classrooms and our cafeterias out the door."

But Representative Paul Broun, Republican of Georgia and a physician, said: "This bill is

not about child nutrition. It's not about healthy kids. It's about an expansion of the federal government, more and more control from Washington, borrowing more money and putting our children in greater debt. The federal government has no business setting nutritional standards and telling families what they should and should not eat."

The bill gives the secretary of agriculture authority to establish nutrition standards for foods sold in schools during the school day, including items in vending machines. The standards would require schools to serve more fruits and vegetables, whole grains and low-fat dairy products. And for the first time in more than three decades, the bill would increase federal reimbursement for school lunches beyond inflation — to help cover the cost of higher-quality meals. It would also allow more than 100,000 children on Medicaid to qualify automatically for free school meals.

One of the most contentious provisions of the bill regulates prices for lunches served to children with family incomes over 185 percent of the poverty level (more than \$40,793 a year for a family of four).

"This provision would require some schools to raise their lunch prices," the Congressional Budget Office said.

Representative John Kline, Republican of Minnesota, said this provision was tantamount to a tax increase on middle-class families. The National Governors Association and local school officials objected to it as a new federal mandate.

But Margo G. Wootan, director of nutrition policy at the Center for Science in the Public Interest, a research and advocacy group, said: "The price of paid lunches needs to go up. Schools are not charging enough to cover the cost. As a result, money intended to provide healthy food to low-income kids is being diverted to subsidize food for higher-income children."

School districts that comply with the new standards can receive an additional federal payment of 6 cents for each lunch served. The National School Boards Association, representing local board members, said "the actual increased cost of compliance" was at least twice that amount. The bill was written mainly by Senator Blanche Lincoln, Democrat of Arkansas and chairwoman of the Senate Agriculture Committee, who lost her bid for re-election.

The bill rounds out the tenure of Speaker Nancy Pelosi, Democrat of California. When she took the gavel in January 2007, she was surrounded by the children of House members, and she called the House to order in the name of "all America's children."





AARP Alaska
3601 C Street
Suite 1420
Anchorage, AK 99503

T 1-866-227-7447
F 907-341-2270
TTY 1-877-434-7598
www.aarp.org/ak

February 16, 2010

The Honorable Kevin Meyer, Co-Chair
Senate Education Committee
Alaska State Capitol, Room 101
Juneau, AK 99801-1182

The Honorable Joe Thomas, Co-Chair
Senate Education Committee
Alaska State Capitol, Room 514
Juneau, AK 99801-1182

RE: SB 213 (Wielechowski)--Support

Dear Co-Chairs Meyer and Thomas:

On behalf of the members of AARP in Alaska, we encourage you and your colleagues on the Senate Education Committee to support SB 213, authored by Senator Bill Wielechowski, and co-sponsored by Senators McGuire, Ellis, Paskvan, Menard, Thomas, Davis, French and Kookesh.

AARP is the world's largest organization of grandparents. We are concerned about good nutrition for everyone's grandchildren.

We have many grandparents who are raising their grandchildren.

- As of October, 2007, Alaska had 8,188 children living in grandparent-headed households (4.3% of all the children in the state).
- Of the children living in households headed by grandparents in Alaska, 5,110 are living there without either parent present.
- 5,419 grandparents report they are responsible for their grandchildren living with them (43% are Alaska Natives, 41% are White).
- 67.4% of these grandparents are under age 60. Many of them are still in the workforce.
- 11.5% of these grandparents live below the federal poverty level.

A healthy future for Alaska's children should be something everyone can agree on.

You will see all the statistics about how school breakfasts and lunches improve education for these children. Their test scores are higher, their cognition is enhanced, and they make fewer mistakes and work faster. Children who participate in the school nutrition programs have fewer problems with obesity and school violence even drops. All these factors will help grandparents who are raising grandchildren, especially those who are

still in the workforce and leave home before the grandchildren leave for school. Obviously these programs are even more important for those 11.5% of grandparents raising grandchildren who are themselves below the poverty level.

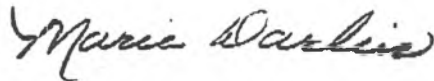
Grandparents don't plan on raising their grandchildren. Circumstances happen to families and these grandparents step up to the plate to take care of these kids and keep them out of the foster care program. SB 213 is one more way that the state can help support the efforts of these grandparents. They can certainly use it.

AARP requests an "AYE" vote on SB 213.

Should you have any questions about our position, please feel free to contact me (586-3637) or Patrick Luby, AARP Advocacy Director (907-762-3314).

Thank you for your consideration.

Sincerely,



Marie Darlin, Coordinator
AARP Capital City Task Force
415 Willoughby Avenue, Apt. 506
Juneau, AK 99801
586-3637 (voice)
463-3580 (fax)

CC: Vice-Chair Bettye Davis
Senator Charlie Huggins
Senator Donald Olson
Senator Gary Stevens
Senator Bill Wielechowski

Yupit School District

P.O. Box 51190

aktachak, Alaska 99551

Phone (907) 825-3600

Fax (907) 825-3655

RESOLUTION

Supporting for State Funding for School Meals

Passed at Regional School Board Meeting Nov. 19, 2009

WHEREAS The mission of the Alaska Food Coalition (AFC) – a statewide group of 77 non-profit, faith-based, tribal and government organizations is working to help feed hungry Alaskans in their communities and strengthen and coordinate public and private food and nutrition assistance programs in the state, and

WHEREAS Yupit School District fully supports AFC's efforts to ensure children start each school day with a healthy and balanced meal, and

WHEREAS according to data from the 2006 Behavioral Risk Factor Surveillance System (BRFSS), 15% of Alaskan children experience food insecurity, compared with 11% of Alaskan adults, meaning they don't have access at all times to enough food for a healthy active life; this problem is more severe in rural Alaska, where nearly one child in four experience food insecurity, and

WHEREAS insufficient nutrition puts children at risk for illness and weakens their immune system. In comparison to food secure children, children from food insecure families are 90% more likely to be in fair or poor health and have 30% higher rates of hospitalization, and

WHEREAS the lack of adequate nutrition affects the cognitive and behavioral development of children. Food insecurity is associated with grade repetition, absenteeism, tardiness, anxiety, aggression, poor mathematics scores, psychosocial dysfunction and difficulty with social interaction among 6 to 12 year old children, and

WHEREAS food security puts children in development in jeopardy, characterized by challenges with speaking, behavior, and movement, increasing the likelihood of later problems with attention, learning and social interaction. Young children living in low income and food insecure households are more likely to be developmentally at risk than children from food secure households, and

WHEREAS federal programs exist to assist in providing nutrition to children through the schools, most notably the National School Lunch Program and the School Breakfast Program, and


WHEREAS the School Breakfast Program decreases food insecurity in children by providing five healthy meals a week in Alaska schools – 10% of students qualify for free/reduced school meals, over 15,000 students, of these, 15% do not attend schools that offer a breakfast program – that's over 7,000 missed meals each day, and

WHEREAS 100 out of 100 schools in Alaska did not offer the federal School Breakfast Program in the 2008-2009 school year, and


WHEREAS Alaskan schools primarily do not offer breakfast programs because it is not economically feasible. The federal reimbursement for breakfast does not cover the high cost of food and transportation in Alaska.

THEREFORE BE IT RESOLVED that Yupit School District supports an adequate financial appropriation from the state to strengthen and expand the School Breakfast Program in Alaska, so that breakfast may be available to all children at all schools throughout the state, including low income children and children with food insecurity. No child in Alaska should go without breakfast.

ADOPTED this 19th day of November 2009 at the YSD's Regional Board of Education meeting held in Tuluksak, Alaska, at which a duly constituted quorum of Regional Board members were present



Willie Kasayulie, Chairman


Howard Diamond, Superintendent



Yakutat School District

City & Borough of Yakutat
429 Forest Hwy. P.O. Box 429
Yakutat, Alaska 99689

District Office (907) 784-3317
High School (907) 784-3318
Fax (907) 784-3446

YAKUTAT BOARD OF EDUCATION RESOLUTION Support for State Funding for School Meals

WHEREAS the mission of the Alaska Food Coalition (AFC) - a statewide group of 80 non-profit, faith-based, tribal and government organizations is working to help feed hungry Alaskans in their communities and strengthen and coordinate public and private food and nutrition assistance programs in the state; and

WHEREAS the Yakutat School District supports AFC's efforts to ensure children start each school day with a healthy and balanced meal; and

WHEREAS according to data from the 2006 Behavioral Risk Factor Surveillance System (BRFSS), 15% of Alaskan children experienced food insecurity, compared with 11% of Alaskan adults, meaning they don't have access at all times to enough food for a healthy active life; this problem is more severe in rural Alaska, where nearly one child in four experienced food insecurity; and

WHEREAS insufficient nutrition puts children at risk for illness and weakens their immune system. In comparison to food secure children, children from food insecure families are 90% more likely to be in fair or poor health and have 30% higher rates of hospitalization; and

WHEREAS the lack of adequate nutrition affects the cognitive and behavioral development of children. Food insecurity is associated with grade repetition, absenteeism, tardiness, anxiety, aggression, poor mathematics scores, psychosocial dysfunction and difficulty with social interaction among 6 to 12 year old children; and

WHEREAS food insecurity puts children in development in jeopardy, characterized by challenges with speaking, behavior, and movement; increasing the likelihood of later problems with attention, learning, and social interaction. Young children living in low income and food insecure households are more likely to be developmentally at risk than children from food secure households; and

WHEREAS federal programs exist to assist in providing nutrition to children through the schools, most notably the National School Lunch Program and the School Breakfast Program; and

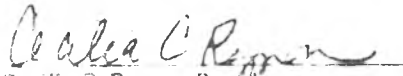
WHEREAS the School Breakfast Program decreases food insecurity in children by providing five healthy meals a week in Alaska schools. 40% of students qualify for free/reduced schools meals, over 45,000 students, of these, 15% do not attend schools that offer a breakfast program - that's over 7,000 missed meals each day; and

WHEREAS 104 out of 406 schools in 46 districts in Alaska did not offer the federal School Breakfast Program in the 2008-2009 school year; and

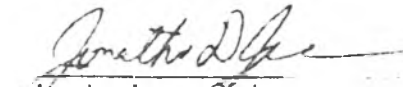
WHEREAS Alaskan schools primarily do not offer breakfast programs because it is not economically feasible. The federal reimbursement for breakfast does not cover the high costs of food and transportation in Alaska;

THEREFORE BE IT RESOLVED that the Yakutat School District supports an adequate financial appropriation from the state to strengthen and expand the School Breakfast Program in Alaska, so that breakfast may be available to all children at all schools throughout the state, including low income children and children with food insecurity. No child in Alaska should go without breakfast.

Adopted by the Yakutat Board of Education on the 11th day of January, 2010.



Cecilia C. Ryman, President
Yakutat School Board



Jonathan Jensen, Clerk
Yakutat School Board

ALASKA



FOOD COALITION

RESOLUTION

Support for State Funding for School Meals

WHEREAS the mission of the Alaska Food Coalition (AFC) - a statewide group of 80 non-profit, faith-based, tribal and government organizations is working to help feed hungry Alaskans in their communities and strengthen and coordinate public and private food and nutrition assistance programs in the state; and

WHEREAS ~~CEO Barbie Prungetta-Unity Outreach~~ supports AFC's efforts to ensure children start each school day with a healthy and balanced meal; and

WHEREAS according to data from the 2006 Behavioral Risk Factor Surveillance System (BRFSS), 15% of Alaskan children experienced food insecurity, compared with 11% of Alaskan adults, meaning they don't have access at all times to enough food for a healthy active life; this problem is more severe in rural Alaska, where nearly one child in four experienced food insecurity; and

WHEREAS insufficient nutrition puts children at risk for illness and weakens their immune system. In comparison to food secure children, children from food insecure families are 90% more likely to be in fair or poor health and have 30% higher rates of hospitalization; and

WHEREAS the lack of adequate nutrition affects the cognitive and behavioral development of children. Food insecurity is associated with grade repetition, absenteeism, tardiness, anxiety, aggression, poor mathematics scores, psychosocial dysfunction and difficulty with social interaction among 6 to 12 year old children; and

WHEREAS food insecurity puts children in development in jeopardy, characterized by challenges with speaking, behavior, and movement; increasing the likelihood of later problems with attention, learning, and social interaction. Young children living in low income and food insecure households are more likely to be developmentally at risk than children from food secure households; and

WHEREAS federal programs exist to assist in providing nutrition to children through the schools, most notably the National School Lunch Program and the School Breakfast Program; and

WHEREAS the School Breakfast Program decreases food insecurity in children by providing five healthy meals a week in Alaska schools. 40% of students qualify for free/reduced schools meals, over 45,000 students, of these, 15% do not attend schools that offer a breakfast program – that's over 7,000 missed meals each day; and

WHEREAS 104 out of 406 schools in 46 districts in Alaska did not offer the federal School Breakfast Program in the 2008-2009 school year; and

WHEREAS Alaskan schools primarily do not offer breakfast programs because it is not economically feasible. The federal reimbursement for breakfast does not cover the high costs of food and transportation in Alaska;

THEREFORE BE IT RESOLVED that the CEO Unity Council, Inc. supports an adequate financial appropriation from the state to strengthen and expand the School Breakfast Program in Alaska, so that breakfast may be available to all children at all schools throughout the state, including low income children and children with food insecurity. No child in Alaska should go without breakfast.

Barbier, Bongat

Petersburg City Schools

☎ 907.772.4271
Fax 907.772.4719

P. O. Box 289
Petersburg, Alaska 99833-0289

Dr. Robert Thomason
Superintendent

December 21, 2009

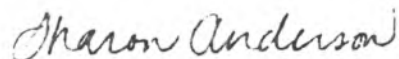
Vanessa Salinas
Program Manager
The Alaska Food Coalition
c/o Food Bank of Alaska
2121 Spar Avenue
Anchorage, AK 99501-1855

Dear Ms. Salinas:

The Petersburg City School Board at their regular December 15, 2009 meeting passed Resolution 10-03 (A resolution in support of State Funding for School Meals). Please let me know if there are additional places I should send a copy to.

Thank you.

Sincerely,



Sharon Anderson
District Secretary

enclosure

Resolution 10-03
A resolution in support of State Funding for School Meals

WHEREAS, the mission of the Alaska Food Coalition (AFC) - a statewide group of 80 non-profit, faith-based, tribal and government organizations is working to help feed hungry Alaskans in their communities and strengthen and coordinate public and private food and nutrition assistance programs in the state; and

WHEREAS, Petersburg City Schools Board of Education supports AFC's efforts to ensure children start each school day with a healthy and balanced meal; and

WHEREAS, according to data from the 2006 Behavioral Risk Factor Surveillance System (BRFSS), 15% of Alaskan children experienced food insecurity, compared with 11% of Alaskan adults, meaning they don't have access at all times to enough food for a healthy active life; this problem is more severe in rural Alaska, where nearly one child in four experienced food insecurity; and

WHEREAS, insufficient nutrition puts children at risk for illness and weakens their immune system. In comparison to food secure children, children from food insecure families are 90% more likely to be in fair or poor health and have 30% higher rates of hospitalization; and

WHEREAS, the lack of adequate nutrition affects the cognitive and behavioral development of children. Food insecurity is associated with grade repetition, absenteeism, tardiness, anxiety, aggression, poor mathematics scores, psychosocial dysfunction and difficulty with social interaction among 6 to 12 year old children; and

WHEREAS, food insecurity puts children in development in jeopardy, characterized by challenges with speaking, behavior, and movement; increasing the likelihood of later problems with attention, learning, and social interaction. Young children living in low income and food insecure households are more likely to be developmentally at risk than children from food secure households; and

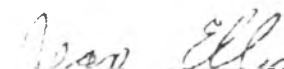
WHEREAS, federal programs exist to assist in providing nutrition to children through the schools, most notably the National School Lunch Program and the School Breakfast Program; and

WHEREAS, the School Breakfast Program decreases food insecurity in children by providing five healthy meals a week in Alaska schools. 40% of students qualify for free/reduced schools meals, over 45,000 students, of these, 15% do not attend schools that offer a breakfast program - that's over 7,000 missed meals each day; and


WHEREAS, 104 out of 408 schools in 46 districts in Alaska did not offer the federal School Breakfast Program in the 2008-2009 school year; and

WHEREAS, Alaskan schools primarily do not offer breakfast programs because it is not economically feasible. The federal reimbursement for breakfast does not cover the high costs of food and transportation in Alaska;

THEREFORE BE IT RESOLVED on this 15th day of December 2009, that the Petersburg City Schools Board of Education supports an adequate financial appropriation from the state to strengthen and expand the School Breakfast Program in Alaska, so that breakfast may be available to all children at all schools throughout the state, including low income children and children with food insecurity. No child in Alaska should go without breakfast.



Jeff Ellis, Board President



Randy Lantegne, Board Vice President



Petersburg Indian
Association
P.O. Box 1418
Petersburg, AK 99833
Phone 907.772.3636
Fax 907 772 3637



RESOLUTION
Support for State Funding for School Meals
Resolution 2010-1-6

WHEREAS the mission of the Alaska Food Coalition (AFC) - a statewide group of 80 non-profit, faith-based, tribal and government organizations is working to help feed hungry Alaskans in their communities and strengthen and coordinate public and private food and nutrition assistance programs in the state; and

WHEREAS Petersburg Indian Association supports AFC's efforts to ensure children start each school day with a healthy and balanced meal; and

WHEREAS according to data from the 2006 Behavioral Risk Factor Surveillance System (BRFSS), 15% of Alaskan children experienced food insecurity, compared with 11% of Alaskan adults, meaning they don't have access at all times to enough food for a healthy active life; this problem is more severe in rural Alaska, where nearly one child in four experienced food insecurity; and

WHEREAS insufficient nutrition puts children at risk for illness and weakens their immune system. In comparison to food secure children, children from food insecure families are 90% more likely to be in fair or poor health and have 30% higher rates of hospitalization; and

WHEREAS the lack of adequate nutrition affects the cognitive and behavioral development of children. Food insecurity is associated with grade repetition, absenteeism, tardiness, anxiety, aggression, poor mathematics scores, psychosocial dysfunction and difficulty with social interaction among 6 to 12 year old children; and

● Page 2

January 4, 2010

WHEREAS food insecurity puts children in development in jeopardy, characterized by challenges with speaking, behavior, and movement; increasing the likelihood of later problems with attention, learning, and social interaction. Young children living in low income and food insecure households are more likely to be developmentally at risk than children from food secure households; and

WHEREAS federal programs exist to assist in providing nutrition to children through the schools, most notably the National School Lunch Program and the School Breakfast Program; and

WHEREAS the School Breakfast Program decreases food insecurity in children by providing five healthy meals a week in Alaska schools. 40% of students qualify for free/reduced schools meals, over 45,000 students, of these, 15% do not attend schools that offer a breakfast program - that's over 7,000 missed meals each day; and

WHEREAS 104 out of 406 schools in 46 districts in Alaska did not offer the federal School Breakfast Program in the 2008-2009 school year; and

WHEREAS Alaskan schools primarily do not offer breakfast programs because it is not economically feasible. The federal reimbursement for breakfast does not cover the high costs of food and transportation in Alaska;

THEREFORE BE IT RESOLVED that the Petersburg Indian Association supports an adequate financial appropriation from the state to strengthen and expand the School Breakfast Program in Alaska, so that breakfast may be available to all children at all schools throughout the state, including low income children and children with food insecurity. No child in Alaska should go without breakfast.


CERTIFICATION

We, the undersigned hereby certify that the Petersburg Indian Association's Tribal Council is composed of 7 Board members of whom 6 Board members were present at the meeting held on March 10, 2008 and this resolution was adopted by a vote of 6 Council Members for and 0 Board members voting against and 0 Board members abstaining 1 Council member excused.



Derek Lopez, Chairman of the Petersburg Indian Association

01/05/10
Date



John R. Havrilek, Tribal Administrator

1-5-10
Date

Lower Kuskokwim School District Resolution

10-05

RESOLUTION

Support for State Funding for School Meals

WHEREAS the mission of the Alaska Food Coalition (AFC) - a statewide group of 77 non-profit, faith-based, tribal and government organizations is working to help feed hungry Alaskans in their communities and strengthen and coordinate public and private food and nutrition assistance programs in the state; and

WHEREAS the Lower Kuskokwim School District supports AFC's efforts to ensure children start each school day with a healthy and balanced meal; and

WHEREAS according to data from the 2006 Behavioral Risk Factor Surveillance System (BRFSS), 15% of Alaskan children experienced food insecurity, compared with 11% of Alaskan adults, meaning they don't have access at all times to enough food for a healthy active life; this problem is more severe in rural Alaska, where nearly one child in four experienced food insecurity; and

WHEREAS insufficient nutrition puts children at risk for illness and weakens their immune system. In comparison to food secure children, children from food insecure families are 90% more likely to be in fair or poor health and have 30% higher rates of hospitalization; and

WHEREAS the lack of adequate nutrition affects the cognitive and behavioral development of children. Food insecurity is associated with grade repetition, absenteeism, tardiness, anxiety, aggression, poor mathematics scores, psychosocial dysfunction and difficulty with social interaction among 6 to 12 year old children; and

WHEREAS food insecurity puts children in development in jeopardy, characterized by challenges with speaking, behavior, and movement; increasing the likelihood of later problems with attention, learning, and social interaction. Young children living in low income and food insecure households are more likely to be developmentally at risk than children from food secure households; and

WHEREAS federal programs exist to assist in providing nutrition to children through the schools, most notably the National School Lunch Program and the School Breakfast Program; and

WHEREAS the School Breakfast Program decreases food insecurity in children by providing five healthy meals a week in Alaska schools. 40% of students qualify for free/reduced schools meals, over 45,000 students, of these, 15% do not attend schools that offer a breakfast program – that's over 7,000 missed meals each day; and


WHEREAS 104 out of 406 schools in 46 districts in Alaska did not offer the federal School Breakfast Program in the 2008-2009 school year; and

WHEREAS Alaskan schools primarily do not offer breakfast programs because it is not economically feasible. The federal reimbursement for breakfast does not cover the high costs of food and transportation in Alaska;


THEREFORE BE IT RESOLVED that the Lower Kuskokwim School District supports an adequate financial appropriation from the state to strengthen and expand the School Breakfast Program in Alaska, so that breakfast may be available to all children at all schools throughout the state, including low income children and children with food insecurity. No child in Alaska should go without breakfast.

PASSED THIS 11TH DAY OF DECEMBER, 2009


Richard Curtis, Board President


Date


Gary Baldwin, Superintendent of Schools


Date

KENAI PENINSULA BOROUGH SCHOOL DISTRICT

RESOLUTION 09-10-2

SUPPORT FOR STATE FUNDING FOR SCHOOL MEALS

Pursuant to the filing of Senate Bill No. 213, "An Act providing for funding for school lunch and breakfast", the Board of Education of the Kenai Peninsula Borough School District at a meeting held at Soldotna, Alaska on February 1, 2010, proposed the following resolution:

WHEREAS, according to data from the 2006 Behavioral Risk Factor Surveillance System (BRFSS), 15% of Alaskan children experienced food insecurity, compared with 11% of Alaskan adults, meaning they don't have access at all times to enough food for a healthy active life; this problem is more severe in rural Alaska, where nearly one child in four experienced food insecurity; and

WHEREAS, insufficient nutrition puts children at risk for illness and weakens their immune system. In comparison to food secure children, children from food insecure families are 90% more likely to be in fair or poor health and have 30% higher rates of hospitalization; and

WHEREAS, the lack of adequate nutrition affects the cognitive and behavioral development of children. Food insecurity is associated with grade repetition, absenteeism, tardiness, anxiety, aggression, poor mathematics scores, psycho-social dysfunction and difficulty with social interaction among 6 to 12 year old children; and

WHEREAS, food insecurity puts children in development in jeopardy, characterized by challenges with speaking, behavior, and movement; increasing the likelihood of later problems with attention, learning, and social interaction. Young children living in low income and food insecure households are more likely to be developmentally at risk than children from food secure households; and

WHEREAS, the United States Department of Agriculture (USDA) lunch and breakfast programs exist as the base support for nutrition to children through the school meal programs, most notably the National School Lunch Program and the National School Breakfast Program; and

WHEREAS, the National School Breakfast Program decreases food insecurity in children by providing five healthy meals a week. In Alaska schools 40% of students qualify for free/reduced school meals, over 45,000 students; of these, 15% do not attend schools that offer a breakfast program - that's approximately 7,000 missed meals each day; and

WHEREAS, 104 out of 406 schools in 46 districts in Alaska did not sponsor/offer the federal School Breakfast Program in the 2008-2009 school year; and


WHEREAS, Alaskan schools primarily do not sponsor National School Breakfast Programs because it is not economically feasible. While USDA funding support per meal for Alaska school breakfasts is 43% greater than support for school breakfasts in the contiguous states, funding levels are still not sufficient for many Alaska school meal sponsors to sustain or enhance nutrition services to students; and

WHEREAS, 29 states do take responsibility for assisting federally supported school meal programs for success in the classroom and relief from food security;

THEREFORE BE IT RESOLVED, that the Kenai Peninsula Borough School District supports an adequate financial appropriation from the state to strengthen and expand the National School Lunch and Breakfast Program in Alaska, so that school breakfast programs and sustainable lunch may be available to all children at all schools throughout the state, including low income children and children with food insecurity. No child in Alaska should go without breakfast.

Joe Arness, President
Kenai Peninsula Borough School District
Board of Education

ATTEST: Sally E. Tachick
Sally Tachick
Notary Public, State of Alaska
My Commission Expires 07/25/2013





CORDOVA SCHOOL DISTRICT

PO Box 140 • 100 Fisherman Avenue
Cordova, Alaska 99574-0140
(907) 424-3265 • FAX (907) 424-3271

Cordova Jr/Sr High School
(907) 424-3266
FAX (907) 424-5215

Mr Eccles Elementary
(907) 424-3265
FAX (907) 424-3117

Resolution #10-06

Alaska Food Coalition Support for State Funding for School Meals

WHEREAS, the mission of the Alaska Food Coalition (AFC) - a statewide group of 80 non-profit, faith-based, tribal and government organizations is working to help feed hungry Alaskans in their communities and strengthen and coordinate public and private food and nutrition assistance programs in the state; and

WHEREAS Cordova Schools supports AFC's efforts to ensure children start each school day with a healthy and balanced meal; and

WHEREAS, according to data from the 2006 Behavioral Risk Factor Surveillance System (BRFSS), 15% of Alaskan children experienced food insecurity, compared with 11% of Alaskan adults, meaning they don't have access at all times to enough food for a healthy active life; this problem is more severe in rural Alaska, where nearly one child in four experienced food insecurity; and

WHEREAS, insufficient nutrition puts children at risk for illness and weakens their immune system. In comparison to food secure children, children from food insecure families are 90% more likely to be in fair or poor health and have 30% higher rates of hospitalization; and

WHEREAS, the lack of adequate nutrition affects the cognitive and behavioral development of children. Food insecurity is associated with grade repetition, absenteeism, tardiness, anxiety, aggression, poor mathematics scores, psychosocial dysfunction and difficulty with social interaction among 6 to 12 year old children; and

WHEREAS, food insecurity puts children in development in jeopardy, characterized by challenges with speaking, behavior, and movement; increasing the likelihood of later problems with attention, learning, and social interaction. Young children living in low income and food insecure households are more likely to be developmentally at risk than children from food secure households; and

WHEREAS, federal programs exist to assist in providing nutrition to children through the schools, most notably the National School Lunch Program and the School Breakfast Program; and

WHEREAS, the School Breakfast Program decreases food insecurity in children by providing five healthy meals a week in Alaska schools. 40% of students qualify for free/reduced schools meals over 45,000 students, of these, 15% do not attend schools that offer a breakfast program - that's over 7,000 missed meals each day, and



CORDOVA SCHOOL DISTRICT

PO Box 140 * 100 Fisherman Avenue
Cordova, Alaska 99574-0140
(907) 424-3265 * FAX (907) 424-3271


Cordova Jr/Sr High School
(907) 424-3266
FAX (907) 424-5215

Mt Eccles Elementary
(907) 424-3265
FAX (907) 424-3117


WHEREAS, 104 out of 406 schools in 46 districts in Alaska did not offer the federal School Breakfast Program in the 2008-2009 school year; and

WHEREAS, Alaskan schools primarily do not offer breakfast programs because it is not economically feasible. The federal reimbursement for breakfast does not cover the high costs of food and transportation in Alaska;

THEREFORE BE IT RESOVED that the Cordova School District supports an adequate financial appropriation from the state to strengthen and expand the School Breakfast Program in Alaska, so that breakfast may be available to all children at all schools throughout the state, including low income children and children with food insecurity. No child in Alaska should go without breakfast.



Valerie Covell, President
Cordova Board of Education



Pete Hoepfner, Clerk
Cordova Board of Education

Chugach School District

Resolution Number 10-02

Support for State Funding for School Meals

WHEREAS the mission of the Alaska Food Coalition (AFC) - a statewide group of 80 non-profit, faith-based, tribal and government organizations is working to help feed hungry Alaskans in their communities and strengthen and coordinate public and private food and nutrition assistance programs in the state; and

WHEREAS Chugach School District supports AFC's efforts to ensure children start each school day with a healthy and balanced meal; and

WHEREAS according to data from the 2006 Behavioral Risk Factor Surveillance System (BRFSS), 15% of Alaskan children experienced food insecurity, compared with 11% of Alaskan adults, meaning they don't have access at all times to enough food for a healthy active life; this problem is more severe in rural Alaska, where nearly one child in four experienced food insecurity; and

WHEREAS insufficient nutrition puts children at risk for illness and weakens their immune system. In comparison to food secure children, children from food insecure families are 90% more likely to be in fair or poor health and have 30% higher rates of hospitalization; and

WHEREAS the lack of adequate nutrition affects the cognitive and behavioral development of children. Food insecurity is associated with grade repetition, absenteeism, tardiness, anxiety, aggression, poor mathematics scores, psychosocial dysfunction and difficulty with social interaction among 6 to 12 year old children; and

WHEREAS food insecurity puts children in development in jeopardy, characterized by challenges with speaking, behavior, and movement; increasing the likelihood of later problems with attention, learning, and social interaction. Young children living in low income and food insecure households are more likely to be developmentally at risk than children from food secure households; and

WHEREAS federal programs exist to assist in providing nutrition to children through the schools, most notably the National School Lunch Program and the School Breakfast Program; and

WHEREAS the School Breakfast Program decreases food insecurity in children by providing five healthy meals a week in Alaska schools. 40% of students qualify for free/reduced schools meals, over 45,000 students, of these, 15% do not attend schools that offer a breakfast program - that's over 7,000 missed meals each day; and

WHEREAS 104 out of 406 schools in 46 districts in Alaska did not offer the federal School Breakfast Program in the 2008-2009 school year; and

WHEREAS Alaskan schools primarily do not offer breakfast programs because it is not economically feasible. The federal reimbursement for breakfast does not cover the high costs of food and transportation in Alaska;

THEREFORE BE IT RESOLVED that the Chugach School District supports an adequate financial appropriation from the state to strengthen and expand the School Breakfast Program in Alaska, so that breakfast may be available to all children at all schools throughout the state, including low income children and children with food insecurity. No child in Alaska should go without breakfast.

PASSES, APPROVED AND ADOPTED BY THE CHUGACH SCHOOL DISTRICT OF PRINCE WILLIAM SOUND, AT ANCHORAGE, ALASKA THIS 12th DAY OF JANUARY 2010

Board Member	Approve/Yea	Reject/Nea	Abstain
Charlene Arneson	X		
Terry Bender			
Thelma Vlasoff	X		
Roselene Vlasoff	X		
Katherine Kompkoff	X		

ATTESTED: Deborah Page

DATE: 1/12/10

TITLE: Board Secretary



AARP Alaska
3601 C Street
Suite 1420
Anchorage, AK 99503

T 1-866-227-7447
F 907-341-2270
TTY 1-877-434-7598
www.aarp.org/ak

January 27, 2011

The Honorable Kevin Meyer, Co-Chair
Senate Education Committee
Alaska State Capitol, Room 103
Juneau, AK 99801-1182

The Honorable Joe Thomas, Co-Chair
Senate Education Committee
Alaska State Capitol, Room 514
Juneau, AK 99801-1182

RE: SB 3 (Wielechowski)--Support

Dear Co-Chairs Meyer and Thomas:

On behalf of the members of AARP in Alaska, we encourage you and your colleagues on the Senate Education Committee to support SB 3, authored by Senator Bill Wielechowski with primary co-sponsors Senators Ellis, Davis, Egan, French, Kookesh, McGuire, Menard, Paskvan, and Co-chair Thomas.

AARP is the world's largest organization of grandparents. We are concerned about good nutrition for everyone's grandchildren.

We have many grandparents who are raising their grandchildren.

- As of October, 2007, Alaska had 8,188 children living in grandparent-headed households (4.3% of all the children in the state).
- Of the children living in households headed by grandparents in Alaska, 5,110 are living there without either parent present.
- 5,419 grandparents report they are responsible for their grandchildren living with them (43% are Alaska Natives, 41% are White).
- 67.4% of these grandparents are under age 60. Many of them are still in the workforce.
- 11.5% of these grandparents live below the federal poverty level.

A healthy future for Alaska's children should be something everyone can agree on.

You will see all the statistics about how school breakfasts and lunches improve education for these children. Their test scores are higher, their cognition is enhanced, and they make fewer mistakes and work faster. Children who participate in the school nutrition programs have fewer problems with obesity and school violence even drops. All these factors will help grandparents who are raising grandchildren, especially those who are

still in the workforce and leave home before the grandchildren leave for school. Obviously these programs are even more important for those 11.5% of grandparents raising grandchildren who are themselves below the poverty level.

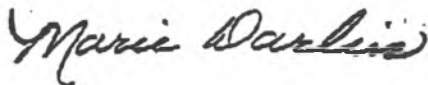
Grandparents don't plan on raising their grandchildren. Circumstances happen to families and these grandparents step up to the plate to take care of these kids and keep them out of the foster care program. SB 3 is one more way that the state can help support the efforts of these grandparents. They can certainly use it.

AARP requests an "AYE" vote on SB 3.

Should you have any questions about our position, please feel free to contact me (586-3637) or Patrick Luby, AARP Advocacy Director (907-762-3314).

Thank you for your consideration.

Sincerely,



Marie Darlin, Coordinator
AARP Capital City Task Force
415 Willoughby Avenue, Apt. 506
Juneau, AK 99801
586-3637 (voice)
463-3580 (fax)

CC: Vice-Chair Bettye Davis
Senator Hollis French
Senator Gary Stevens
Senator Bill Wielechowski
Senator Johnny Ellis
Senator Dennis Egan
Senator Albert Kookesh
Senator Lesil McGuire
Senator Linda Menard
Senator Joe Paskvan



Funding for School Meals Talking Points

In 2011 the Alaska State Legislature will consider legislation (SB05 and HB 132) which would provide state funding to supplement federal dollars received for school meals served to students who qualify for free or reduced price meals. The state funds would provide \$.35 per breakfast served and \$.15 per lunch served. This additional funding would encourage schools to start breakfast programs and to continue to provide healthy lunches despite rising costs.

Background:

Nearly 7,000 low income children in Alaska can't get a free or reduced price meal at school because their schools do not participate in the School Breakfast Program. Why not? The federal reimbursement for breakfast is simply too low to make it economically feasible for many schools.

School Meals

- 42% of Alaska students are eligible for free or reduced price school meals (DEED) – Approximately 51,533 students
- There are 6 school districts in Alaska that do not offer the lunch or breakfast program (DEED)
- 20% of schools participating in the school lunch program, 79 schools do not offer school breakfast, impacting 22,253 Alaskan children of whom 6,850 qualify for free or reduced price meals (DEED)
- In FY11, 92 public schools did not provide breakfast to approximately 23,180 Alaskan students from all income level families
- Alaska is one of 12 states that does not support school meals in some way by either mandate and/or financial support (based on FRAC data in 2009)
- Research shows that school breakfast (see attached resource sheet)
 - Improves student performance
 - Increases school attendance
 - Decreases school violence
 - Fights obesity and improves nutrition

- Schools that participate in the National School Lunch Program (NSLP) and School Breakfast Program (SBP) currently receive a federal reimbursement for each meal served. In Alaska, the balance of the cost is carried by the school districts. The Alaska School Nutrition Association (AKSNA) estimates the average costs for preparation and serving meals in Alaska schools:
 - For “road system” schools:
 - Cost of a typical school lunch = \$4.90
 - 2010-11 federal reimbursements
 - For free lunch = \$4.41 for a \$.49 per meal loss
 - For reduced lunch = \$4.01 for a \$.89 per meal loss
 - For “off-road system” schools:
 - Cost of a typical school lunch = \$7.35
 - 2010-11 federal reimbursement
 - For free lunch = \$4.41 for a \$2.94 per meal loss
 - For reduced lunch = \$4.01 for a \$3.34 per meal loss
- 2010-2011 federal reimbursement rates (basic)
 - Breakfast – Free-\$2.36; Reduced-\$2.06; Paid-\$.39
 - Lunch – Free-\$4.41; Reduced-\$4.01; Paid-\$.42

Consequences of Missing Meals

- Food insecurity (worrying about the next meal) puts children in jeopardy of development risk, characterized by challenges in speaking, behavior and movement. This increases likelihood of later problems with attention, learning, and social interaction.
- Lack of adequate nutrition affects the cognitive and behavioral development of children. Food insecurity is associated with grade repetition, absenteeism, tardiness, anxiety, aggression, poor mathematics scores, psychosocial dysfunction and difficulty social interaction.
- Research shows that skipping breakfast is related to obesity. The School Breakfast Program has been found to be a valuable tool in fighting childhood obesity as children who have breakfast at school eat more fruits, drink more milk, and consume less saturated fat than those who skip breakfast or eat breakfast at home.

ALASKA



FOOD COALITION

Updated 2.04.11

SUPPORT FOR ALASKA STATE SUPPORT OF SCHOOL MEALS

The organizations listed below have signed resolutions in support of State Funding for School Meals:

State Educational Organizations:

- Aleutians East School District
- Anchorage School District
- Bering Strait School Board
- Bristol Bay Borough School Board
- Chugach School District
- Copper River School District
- Cordova School Board
- Haines Borough School Board
- Iditarod Area School District
- Kenai Peninsula Borough School District
- Lake and Peninsula School District
- Kuspuk School District
- Lower Kuskokwim School District
- Nenana School Board
- Petersburg City Schools
- Sitka School District
- Yakutat School District
- Yukon Koyukuk School District
- Yupiit School District
- Valdez School District

Additional Organizations:

- ALPHA – Alaska Public Health Association
- Alaska Association of Social Workers
- City of Kenai
- Homer Community Food Pantry
- Kenai Peninsula Food Bank
- NEA-Alaska Chapter
- Petersburg Indian Association

- Unity Outreach, North Pole, AK

Organizational support through letters, testimony, etc. has been submitted by:

- AARP Alaska
- Alaska Action for Healthy Kids Team
- Alaska School Nutrition Association
- Alaska Youth & Parent Foundation
- Association of Alaska School Boards
- Food Bank of Alaska

Benefits of Breakfast



Eating breakfast can help improve math, reading, and standardized test scores.^{i ii iii}

Children who eat breakfast are more likely to behave better in school and get along with their peers than those who do not.^{iv v}

Breakfast helps children pay attention, perform problem-solving tasks, and improves memory.^{vi vii}

Children who eat school breakfast are likely to have fewer absences and incidents of tardiness than those who do not.^{viii}

By eating breakfast, students get more of important nutrients, vitamins and minerals such as calcium, dietary fiber, folate and protein.^{ix x}

Studies have shown that children who eat breakfast on a regular basis are less likely to be overweight.^{xi xii xiii}

Eating breakfast as a child is important for establishing healthy habits for later in life.

Schools that provide breakfast in the classroom to all students have shown decreases in tardiness and suspensions as well as improved student behavior and attentiveness.^{xiv xv}

What you eat for breakfast can have an impact on learning. One study showed that eating breakfast food high in fiber and low in sugar for breakfast helped students sustain the cognitive effects of breakfast.^{xvi}

School Breakfast provides $\frac{1}{4}$ the recommended amounts of protein, calcium, iron, vitamin A, and vitamin C for the day.^{xvii}

-
- ⁱ Rampersaud GC, Pereira MA, Girard BL, Adams J, Metz J, JD Breakfast habits, nutritional status, body weight, and academic performance in children and adolescents *J Am Diet Assoc.* 2005 May;105(5):743-60
- ⁱⁱ Murphy JM, Pagano M, Nachmani J, Sperling P, Kane S, Kleinman R. "The Relationship of School Breakfast to Psychosocial and Academic Functioning: Cross-sectional and longitudinal observations in an inner-city sample." *Archives of Pediatric and Adolescent Medicine* 1998; 152:899-907.
- ⁱⁱⁱ Alaimo K, Olson CM, Frongillo EA Jr. "Food Insufficiency and American School-Aged Children's Cognitive, Academic and Psychosocial Development." *Pediatrics* 2001; 108(1):44-53.
- ^{iv} Benton D, Maconie A, Williams C The influence of the glycaemic load of breakfast on the behaviour of children in school. *Physiol Behav.* 2007 Nov 23;92(4):717-24. Epub 2007 May 31
- ^v Alaimo K, Olson CM, Frongillo EA Jr. "Food Insufficiency and American School-Aged Children's Cognitive, Academic and Psychosocial Development." *Pediatrics* 2001; 108(1):44-53.
- ^{vi} Wesnes KA, Pincock C, Richardson D, Helm G, Hails S. "Breakfast reduces declines in attention and memory over the morning in schoolchildren." *Appetite* 2003;41(3):329-31.
- ^{vii} Dye L, Blundell JE. Functional foods: psychological and behavioral functions. *Br J Nutr* 2002;88 (Suppl 2):S187- 211.
- ^{viii} Murphy JM. "Academics & Breakfast Connection Pilot: Final Report on New York's Classroom Breakfast Project." Nutrition Consortium of NY State. Albany, NY. July 2005
- ^{ix} Affenito SG, Thompson DR, Barton BA, Franko DL, Daniels SR, Obarzanek E, Schreiber GB, Striegel-Moore. "Breakfast Consumption by African-American and White Adolescent Girls Correlates Positively with Calcium and Fiber Intake and Negatively with Body Mass Index." *Journal of the American Dietetic Association* 2005; 105:938-945.
- ^x Wilson NC, Parnell WR, Wohlers M, Shirley P. "Eating breakfast and its impact on children's daily diet." *Nutrition & Dietetics* 2006; 63:15-20.
- ^{xi} Breakfast Eating and Weight Change in a 5-Year Prospective Analysis of Adolescents: Project EAT (Eating Among Teens) Maureen T. Timlin, Mark A. Pereira, Mary Story, and Dianne Neumark-Sztainer *Pediatrics* 2008; 121: e638-e645
- ^{xii} American Dietetic Association. Childhood Overweight Evidence Analysis Project: updated 2006. Available at: www.adaevidencelibrary.com/topic.cfm?cat=1046.
- ^{xiii} Dubois L, Girard M, Potvin Kent M, Farmer A, Tatone-Tokuda F Breakfast skipping is associated with differences in meal patterns, macronutrient intakes and overweight among pre-school children *Public Health Nutr.* 2008 Mar 18:1-10
- ^{xiv} Murphy JM, Pagano ME, Patton K, Hall S, Marinaccio J, Kleinman R. "The Boston Public Schools Universal Breakfast Program; Final Evaluation Report." Massachusetts General Hospital, Boston, MA, 2000.
- ^{xv} Murphy JM et. al. "Maryland Meals for Achievement Year III Final Report." Massachusetts General Hospital, Boston, MA, 2001.
- ^{xvi} Caroline R. Mahoney, Holly A. Taylor, Robin B. Kanarek, Priscilla Samuel. Effect of breakfast composition on cognitive processes in elementary school children. *Physiology and Behavior* 85 (2005) 635-645
- ^{xvii} Section 9(f)(2)(B)(ii), Richard B Russell National School Lunch Act.

Meeting Script – January 28, 2011

CHAIRMAN Thomas

Senator Thomas: This meeting is called to order.

The date is January 28, 2011 and the time is 8:00 am. In attendance today are Co-Chair Meyer, ~~Vice-Chair Davis~~, Senator Stevens, Senator French, and myself, Co-Chair Thomas. We do have a quorum to conduct business.

This is a meeting of the Senate Education Committee for this, the First session, of the 27th Alaska Legislature. Good morning, everyone.

The purpose of the meeting today is to hear SB 3, "An Act providing for funding for school lunch and breakfast."

The original bill had a typographical error, ~~and~~ so we are taking up a sponsor substitute today. The version we are looking at is Work Draft 27-LS0020B. ~~So~~ We are looking at Version B today. I would entertain a motion ~~that we~~ to adopt ~~it~~ for the purposes of discussions. Senator Meyer?
Version B

Senator Meyer: I move that we adopt, for the purpose of discussion, the sponsor substitute for Senate Bill ~~3, version B,~~ SB 1

Senator Thomas: Is there ~~any~~ objection ~~to the bill?~~

Senator Meyer: I object for the sake of discussion.

Senator Thomas: Thank you.

There is a fiscal note for the bill, which you will find in your packet.

Elizabeth Noodleman to speak to fiscal note.
The sponsor of the bill is here with us this morning, Senator Wielechowski. ~~He and his~~ and his staff are here today, and will speak to the bill.

Sen Wielechowski

Please come up ~~up~~ and identify yourself for the record. *present your Bill*
forward

*Staffed & we
or see with
we best possible
This*

Elizabeth Noodleman

CS FOR SENATE BILL NO. 3(EDC)

IN THE LEGISLATURE OF THE STATE OF ALASKA

TWENTY-SEVENTH LEGISLATURE - FIRST SESSION

BY THE SENATE EDUCATION COMMITTEE

Offered:

Referred:

Sponsor(s): SENATORS WIELECHOWSKI, ELLIS, DAVIS, EGAN, FRENCH, KOOKESH, MCGUIRE, MENARD, PASKVAN, AND THOMAS

A BILL

FOR AN ACT ENTITLED

1 **"An Act providing for funding for school lunch and breakfast."**

2 **BE IT ENACTED BY THE LEGISLATURE OF THE STATE OF ALASKA:**

3 *** Section 1.** AS 14.03 is amended by adding a new section to read:

4 **Sec. 14.03.127. State funding for school lunch and breakfast.** (a) To
5 supplement the cost of lunch and breakfast provided to each student who is eligible for
6 a free or reduced-price lunch under 42 U.S.C. 1771 - 1784, in addition to public school
7 funding and subject to appropriation, the department shall provide funding to a school
8 district of 15 cents for lunch and 35 cents for breakfast to each eligible student. For
9 each meal, the department shall add an additional amount, expressed in cents and not
10 applied as a cost factor, that is determined by

11 (1) reducing the applicable district cost factor provided in
12 AS 14.17.460 by 1.0; and

13 (2) dividing the remainder determined under (1) of this subsection by
14 four; the department shall round to the nearest cent a quotient that is not a whole
15 number.

1 (b) Beginning July 1, 2012, the base amount under (a) of this section shall be
2 adjusted annually on October 1 according to changes in the Consumer Price Index for
3 all urban consumers for the Anchorage metropolitan area compiled by the United
4 States Department of Labor, Bureau of Labor Statistics. The index for 2009 is the
5 reference base index for an adjustment made under this subsection.

6 (c) In this section, "district" has the meaning given in AS 14.17.990.

FISCAL NOTE

STATE OF ALASKA
2011 LEGISLATIVE SESSION

Fiscal Note Number 1
 Bill Version CSSB 3(EDC)
 (S) Publish Date 1/31/11

Identifier (file name) SB3-EED-TLS-1-25-2011 Dept. Affected Education & Early Development
 Title An Act providing for funding for school lunch and breakfast Appropriation Teaching & Learning Support
 Allocation Child Nutrition Services
 Sponsor Senators Wielechowski, Ellis, Davis, Egan, Kookesh...
 Requester Senate Education Committee OMB Component Number 1955

Expenditures/Revenues (Thousands of Dollars)

Note: Amounts do not include inflation unless otherwise noted below.

	Appropriation Required		Information					
	FY 2012	FY 2013	FY 2012	FY 2013	FY 2014	FY 2015	FY 2016	FY 2017
OPERATING EXPENDITURES								
Personal Services								
Travel								
Contractual								
Supplies								
Equipment								
Land & Structures								
Grants & Claims	2,143.0	2,276.7	2,357.1	2,437.5	2,517.9	2,598.3		
Miscellaneous								
TOTAL OPERATING	2,143.0	0.0	2,276.7	2,357.1	2,437.5	2,517.9	2,598.3	

CAPITAL EXPENDITURES								
-----------------------------	--	--	--	--	--	--	--	--

CHANGE IN REVENUES								
---------------------------	--	--	--	--	--	--	--	--

FUND SOURCE (Thousands of Dollars)

1002 Federal Receipts								
1003 GF Match								
1004 GF	2,143.0	2,276.7	2,357.1	2,437.5	2,517.9	2,598.3		
1005 GF/Program Receipts								
1037 GF/Mental Health								
Other Interagency Receipts								
TOTAL	2,143.0	0.0	2,276.7	2,357.1	2,437.5	2,517.9	2,598.3	

Estimate of any current year (FY2011) cost _____

POSITIONS

Full-time								
Part-time								
Temporary								

Why this fiscal note differs from previous version

Prepared by Cynthia Curran, Director
 Division Teaching & Learning Support
 Approved by Les Morse, Acting Commissioner

Phone 465-2857
 Date/Time 1/25/2011 9:16AM
 Date 1/25/2011

Analysis

This legislation will establish a state school and breakfast grant program to assist districts in supplementing the costs of providing free and reduced breakfast and lunch meals under 42 U.S.C. 1771-1784 for eligible students. School districts will be eligible for 35 cents for each breakfast and 15 cents for each lunch served to eligible students plus an additional amount generated by applying the specified formula to the district cost factors under AS 14.17.460. The base allowance will be adjusted annually according to the Anchorage CPI beginning July 1, 2012 (FY13) using 2009 as the reference base index.

YEAR 1

Program Name	Est. Total Breakfasts Served	.35 rate adjusted		Estimated Breakfast Grant	Est. Total Lunches Served	.15 rate adjusted		Estimated Lunch Grant	Estimated Grant	FY12
		Breakfast Differential Adjustment	Breakfast Rate			Lunch Differential Adjustment	Lunch Rate			
Alaska Gateway Schools	34,551	.14	.49	16,929.99	43,551	.14	.29	12,629.79	29,559.78	
Aleutians East Borough Schools	0	.23	.58	0.00	12,943	.23	.38	4,918.34	4,918.34	
Anchorage School District	686,484	.00	.35	240,269.40	2,154,364	.00	.15	323,154.60	563,424.00	
Annette Island School District	7,863	.07	.42	3,302.46	20,278	.07	.22	4,461.16	7,763.62	
Bering Strait School District	96,025	.23	.58	55,694.50	201,125	.23	.38	76,427.50	132,122.00	
Bristol Bay Borough Schools	2,244	.11	.46	1,032.24	8,393	.11	.26	2,182.18	3,214.42	
Chatham School District	587	.13	.48	281.76	4,788	.13	.28	1,340.64	1,622.40	
Copper River School District	0	.08	.43	0.00	19,130	.08	.23	4,399.90	4,399.90	
Cordova Public Schools	7,938	.05	.40	3,175.20	23,499	.05	.20	4,699.80	7,875.00	
Craig City Schools	23,042	.05	.40	9,216.80	31,347	.05	.20	6,269.40	15,486.20	
Delta Greely School District	0	.06	.41	0.00	39,029	.06	.21	8,196.09	8,196.09	
Dillingham City Schools	12,051	.08	.43	5,181.93	33,066	.08	.23	7,605.18	12,787.11	
Fairbanks North Star Borough Schools	199,002	.02	.37	73,630.74	481,435	.02	.17	81,843.95	155,474.69	
Galena City Schools	13,647	.10	.45	6,141.15	15,852	.10	.25	3,963.00	10,104.15	
Haines Borough Schools	16,196	.04	.39	6,316.44	17,976	.04	.19	3,415.44	9,731.88	
Hoonah City Schools	5,402	.09	.44	2,376.88	8,981	.09	.24	2,155.44	4,532.32	
Hydaburg City School District	0	.11	.46	0.00	6,340	.11	.26	1,648.40	1,648.40	
Iditarod Area Schools	11,543	.20	.55	6,348.65	18,482	.20	.35	6,468.70	12,817.35	
Juneau School District	12,683	.03	.38	4,819.54	131,881	.03	.18	23,738.58	28,558.12	
Kake City Schools	3,480	.10	.45	1,566.00	6,451	.10	.25	1,612.75	3,178.75	
Kashunamuit School District	18,416	.15	.50	9,208.00	32,774	.15	.30	9,832.20	19,040.20	
Kenai Peninsula School District	105,720	.04	.39	41,230.80	357,908	.04	.19	68,002.52	109,233.32	
Ketchikan Gateway Schools	5,488	.04	.39	2,140.32	88,357	.04	.19	16,787.83	18,928.15	
Klawock City Schools	0	.07	.42	0.00	11,575	.07	.22	2,546.50	2,546.50	
Kodiak Island Borough Schools	37,993	.07	.42	15,957.06	119,896	.07	.22	26,377.12	42,334.18	
Kuspuk School District	29,402	.17	.52	15,289.04	33,796	.17	.32	10,814.72	26,103.76	
Lake Peninsula School District	0	.24	.59	0.00	33,311	.24	.39	12,991.29	12,991.29	
Lower Kuskokwim Schools	194,674	.16	.51	99,283.74	407,906	.16	.31	126,450.86	225,734.60	
Lower Yukon School District	105,582	.20	.55	58,070.10	175,378	.20	.35	61,382.30	119,452.40	
Matanuska-Susitna Borough School District	304,018	.02	.37	112,486.66	624,778	.02	.17	106,212.26	218,698.92	
Nenana City Public Schools	4,870	.08	.43	2,094.10	7,076	.08	.23	1,627.48	3,721.58	
Nome Public Schools	0	.11	.46	0.00	52,962	.11	.26	13,770.12	13,770.12	
North Slope Borough School District	36,406	.19	.54	19,659.24	89,190	.19	.34	30,324.60	49,983.84	
Northwest Arctic Borough School	87,171	.20	.55	47,944.05	188,754	.20	.35	66,063.90	114,007.95	
Petersburg Public Schools	10,945	.05	.40	4,378.00	26,212	.05	.20	5,242.40	9,620.40	
Saint Mary's School District	7,972	.15	.50	3,986.00	22,903	.15	.30	6,870.90	10,856.90	
Sitka Borough School District	6,344	.04	.39	2,474.16	42,485	.04	.19	8,072.15	10,546.31	
Skagway City Schools	0	.04	.39	0.00	2,011	.04	.19	382.09	382.09	
Southeast Island School District	10,921	.09	.44	4,805.24	14,291	.09	.24	3,429.84	8,235.08	
Southwest Region Schools	0	.16	.51	0.00	73,657	.16	.31	22,833.67	22,833.67	
Unalaska City School District	2,523	.10	.45	1,135.35	11,428	.10	.25	2,857.00	3,992.35	
Valdez City Schools	6,470	.04	.39	2,523.30	21,271	.04	.19	4,041.49	6,564.79	
Wrangell	12,930	.04	.39	5,042.70	20,839	.04	.19	3,959.41	9,002.11	
Yakutat School District	9,453	.09	.44	4,159.32	9,831	.09	.24	2,359.44	6,518.76	
Yukon Flats School District	9,403	.27	.62	5,829.86	20,268	.27	.42	8,512.56	14,342.42	
Yukon Koyukuk School District	0	.20	.55	0.00	18,143	.20	.35	6,350.05	6,350.05	
Yupit School District	24,669	.17	.52	12,827.88	51,004	.17	.32	16,321.28	29,149.16	
Mt. Edgecumbe High School	14,945	.04	.39	5,828.55	25,158	.04	.19	4,780.02	10,608.57	
Total	2,179,053			912,637.15	5,862,073			1,230,326.84	2,142,963.99	

Fiscal Note #1

Bill No. CSSB 3(EDC)

Alaska Department of Education & Early Development
 SB3 Fiscal analysis, AS 14.03.127
 Prepared 1-19-2011
 YEAR 2

Anch. CPI
 EST. 5.4% 2010-2011 CPI
 .35 Prior year
 FY13 rate
 is .37

Anch. CPI
 EST. 5.4% 2010-2011 CPI
 .15 Prior year
 FY13 rate is
 .16

Program Name	Est. Total Breakfasts Served	Breakfast Differential Adjustment	Breakfast Rate	Estimated Breakfast Grant	Est. Total Lunches Served	Lunch		Estimated Lunch Grant	Estimated Grant
						Differential Adjustment	Lunch Rate		
Alaska Gateway Schools	34,551	.15	.52	17,966.52	43,551	.15	.31	13,500.81	31,467.33
Aleutians East Borough Schools	0	.25	.62	0.00	12,943	.25	.41	5,306.63	5,306.63
Anchorage School District	686,484	.00	.37	253,999.08	2,154,364	.00	.16	344,698.24	598,697.32
Annette Island School District	7,863	.08	.45	3,538.35	20,278	.08	.24	4,866.72	8,405.07
Bering Strait School District	96,025	.25	.62	59,535.50	201,125	.25	.41	82,461.25	141,996.75
Bristol Bay Borough Schools	2,244	.12	.49	1,099.56	8,393	.12	.28	2,350.04	3,449.60
Chatham School District	587	.14	.51	299.37	4,788	.14	.30	1,436.40	1,735.77
Copper River School District	0	.08	.45	0.00	19,130	.08	.24	4,591.20	4,591.20
Cordova Public Schools	7,938	.06	.43	3,413.34	23,499	.06	.22	5,169.78	8,583.12
Craig City Schools	23,042	.05	.42	9,677.64	31,347	.05	.21	6,582.87	16,260.51
Delta Greely School District	0	.06	.43	0.00	39,029	.06	.22	8,586.38	8,586.38
Dillingham City Schools	12,051	.09	.46	5,543.46	33,066	.09	.25	8,266.50	13,809.96
Fairbanks North Star Borough Schools	199,002	.02	.39	77,610.78	481,435	.02	.18	86,658.30	164,269.08
Galena City Schools	13,647	.10	.47	6,414.09	15,852	.10	.26	4,121.52	10,535.61
Haines Borough Schools	16,196	.05	.42	6,802.32	17,976	.05	.21	3,774.96	10,577.28
Hoonah City Schools	5,402	.10	.47	2,538.94	8,981	.10	.26	2,335.06	4,874.00
Hydaburg City School District	0	.13	.50	0.00	6,340	.13	.29	1,838.60	1,838.60
Iditarod Area Schools	11,543	.21	.58	6,694.94	18,482	.21	.37	6,838.34	13,533.28
Juneau School District	12,683	.04	.41	5,200.03	131,881	.04	.20	26,376.20	31,576.23
Kenai Peninsula School District	105,720	.04	.41	43,345.20	357,908	.04	.20	71,581.60	114,926.80
Ketchikan Gateway Schools	5,488	.04	.41	2,250.08	88,357	.04	.20	17,671.40	19,921.48
Klawock City Schools	0	.08	.45	0.00	11,575	.08	.24	2,778.00	2,778.00
Kodiak Island Borough Schools	37,993	.07	.44	16,716.92	119,896	.07	.23	27,576.08	44,293.00
Kuspuk School District	29,402	.18	.55	16,171.10	33,796	.18	.34	11,490.64	27,661.74
Lake Peninsula School District	0	.25	.62	0.00	33,311	.25	.41	13,657.51	13,657.51
Lower Kuskokwim Schools	194,674	.17	.54	105,123.96	407,906	.17	.33	134,608.98	239,732.94
Lower Yukon School District	105,582	.22	.59	62,293.38	175,378	.22	.38	66,643.64	128,937.02
Matanuska-Susitna Borough School District	304,018	.02	.39	118,567.02	624,778	.02	.18	112,460.04	231,027.06
Nenana City Public Schools	4,870	.08	.45	2,191.50	7,076	.08	.24	1,698.24	3,889.74
Nome Public Schools	0	.11	.48	0.00	52,962	.11	.27	14,299.74	14,299.74
North Slope Borough School District	36,406	.20	.57	20,751.42	89,190	.20	.36	32,108.40	52,859.82
Northwest Arctic Borough School	87,171	.21	.58	50,559.18	188,754	.21	.37	69,838.98	120,398.16
Petersburg Public Schools	10,945	.06	.43	4,706.35	26,212	.06	.22	5,766.64	10,472.99
Saint Mary's School District	7,972	.16	.53	4,225.16	22,903	.16	.32	7,328.96	11,554.12
Sitka Borough School District	6,344	.05	.42	2,664.48	42,485	.05	.21	8,921.85	11,586.33
Skagway City Schools	0	.04	.41	0.00	2,011	.04	.20	402.20	402.20
Southeast Island School District	10,921	.10	.47	5,132.87	14,291	.10	.26	3,715.66	8,848.53
Southwest Region Schools	0	.17	.54	0.00	73,657	.17	.33	24,306.81	24,306.81
Unalaska City School District	2,523	.11	.48	1,211.04	11,428	.11	.27	3,085.56	4,296.60
Valdez City Schools	6,470	.04	.41	2,652.70	21,271	.04	.20	4,254.20	6,906.90
Wrangell	12,930	.04	.41	5,301.30	20,839	.04	.20	4,167.80	9,469.10
Yakutat School District	9,453	.10	.47	4,442.91	9,831	.10	.26	2,556.06	6,998.97
Yukon Flats School District	9,403	.28	.65	6,111.95	20,268	.28	.44	8,917.92	15,029.87
Yukon Koyukuk School District	0	.21	.58	0.00	18,143	.21	.37	6,712.91	6,712.91
Yupit School District	24,669	.18	.55	13,567.95	51,004	.18	.34	17,341.36	30,909.31
Mt. Edgecumbe High School	14,945	.05	.42	6,276.90	25,158	.05	.21	5,283.18	11,560.08
Total	2,179,053			965,844.01	5,862,073			1,310,835.87	2,276,679.88

Fiscal Note #1

Bill No. CSSB 3(EDC)

Alaska Department of Education & Early Development
 SB3 Fiscal analysis, AS 14.03.127
 Prepared 1-19-2011
 YEAR 3

Anch. CPI
 EST. 2.7%
 .37 Prior year
 FY14 rate
 is .38

Anch. CPI
 EST. 2.7%
 .16 Prior year
 FY14 rate is
 .17

Program Name	Est. Total Breakfasts Served	Breakfast		Estimated Breakfast Grant	Est. Total Lunches Served	Lunch		Estimated Lunch Grant	Estimated Grant
		Differential Adjustment	Breakfast Rate			Differential Adjustment	Lunch Rate		
Alaska Gateway Schools	34,551	.15	.53	18,312.03	43,551	.15	.32	13,936.32	32,248.35
Aleutians East Borough Schools	0	.25	.63	0.00	12,943	.25	.42	5,436.06	5,436.06
Anchorage School District	686,484	.00	.38	260,863.92	2,154,364	.00	.17	366,241.88	627,105.80
Annette Island School District	7,863	.08	.46	3,616.98	20,278	.08	.25	5,069.50	8,686.48
Bering Strait School District	96,025	.25	.63	60,495.75	201,125	.25	.42	84,472.50	144,968.25
Bristol Bay Borough Schools	2,244	.12	.50	1,122.00	8,393	.12	.29	2,433.97	3,555.97
Chatham School District	587	.14	.52	305.24	4,788	.14	.31	1,484.28	1,789.52
Copper River School District	0	.08	.46	0.00	19,130	.08	.25	4,782.50	4,782.50
Cordova Public Schools	7,938	.06	.44	3,492.72	23,499	.06	.23	5,404.77	8,897.49
Craig City Schools	23,042	.05	.43	9,908.06	31,347	.05	.22	6,896.34	16,804.40
Delta Greely School District	0	.06	.44	0.00	39,029	.06	.23	8,976.67	8,976.67
Dillingham City Schools	12,051	.09	.47	5,663.97	33,066	.09	.26	8,597.16	14,261.13
Fairbanks North Star Borough Schools	199,002	.02	.40	79,600.80	481,435	.02	.19	91,472.65	171,073.45
Galena City Schools	13,647	.10	.48	6,550.56	15,852	.10	.27	4,280.04	10,830.60
Haines Borough Schools	16,196	.05	.43	6,964.28	17,976	.05	.22	3,954.72	10,919.00
Hoonah City Schools	5,402	.10	.48	2,592.96	8,981	.10	.27	2,424.87	5,017.83
Hydaburg City School District	0	.13	.51	0.00	6,340	.13	.30	1,902.00	1,902.00
Iditarod Area Schools	11,543	.21	.59	6,810.37	18,482	.21	.38	7,023.16	13,833.53
Juneau School District	12,683	.04	.42	5,326.86	131,881	.04	.21	27,695.01	33,021.87
Kake City Schools	3,480	.11	.49	1,705.20	6,451	.11	.28	1,806.28	3,511.48
Kashunamiit School District	18,416	.15	.53	9,760.48	32,774	.15	.32	10,487.68	20,248.16
Kenai Peninsula School District	105,720	.04	.42	44,402.40	357,908	.04	.21	75,160.68	119,563.08
Ketchikan Gateway Schools	5,488	.04	.42	2,304.96	88,357	.04	.21	18,554.97	20,859.93
Klawock City Schools	0	.08	.46	0.00	11,575	.08	.25	2,893.75	2,893.75
Kodiak Island Borough Schools	37,993	.07	.45	17,096.85	119,896	.07	.24	28,775.04	45,871.89
Kuspuk School District	29,402	.18	.56	16,465.12	33,796	.18	.35	11,828.60	28,293.72
Lake Peninsula School District	0	.25	.63	0.00	33,311	.25	.42	13,990.62	13,990.62
Lower Kuskokwim Schools	194,674	.17	.55	107,070.70	407,906	.17	.34	138,688.04	245,758.74
Lower Yukon School District	105,582	.22	.60	63,349.20	175,378	.22	.39	68,397.42	131,746.62
Matanuska-Susitna Borough School District	304,018	.02	.40	121,607.20	624,778	.02	.19	118,707.82	240,315.02
Nenana City Public Schools	4,870	.08	.46	2,240.20	7,076	.08	.25	1,769.00	4,009.20
Nome Public Schools	0	.11	.49	0.00	52,962	.11	.28	14,829.36	14,829.36
North Slope Borough School District	36,406	.20	.58	21,115.48	89,190	.20	.37	33,000.30	54,115.78
Northwest Arctic Borough School	87,171	.21	.59	51,430.89	188,754	.21	.38	71,726.52	123,157.41
Petersburg Public Schools	10,945	.06	.44	4,815.80	26,212	.06	.23	6,028.76	10,844.56
Saint Mary's School District	7,972	.16	.54	4,304.88	22,903	.16	.33	7,557.99	11,862.87
Sitka Borough School District	6,344	.05	.43	2,727.92	42,485	.05	.22	9,346.70	12,074.62
Skagway City Schools	0	.04	.42	0.00	2,011	.04	.21	422.31	422.31
Southeast Island School District	10,921	.10	.48	5,242.08	14,291	.10	.27	3,858.57	9,100.65
Southwest Region Schools	0	.17	.55	0.00	73,657	.17	.34	25,043.38	25,043.38
Unalaska City School District	2,523	.11	.49	1,236.27	11,428	.11	.28	3,199.84	4,436.11
Valdez City Schools	6,470	.04	.42	2,717.40	21,271	.04	.21	4,466.91	7,184.31
Wrangell	12,930	.04	.42	5,430.60	20,839	.04	.21	4,376.19	9,806.79
Yakutat School District	9,453	.10	.48	4,537.44	9,831	.10	.27	2,654.37	7,191.81
Yukon Flats School District	9,403	.28	.66	6,205.98	20,268	.28	.45	9,120.60	15,326.58
Yukon Koyukuk School District	0	.21	.59	0.00	18,143	.21	.38	6,894.34	6,894.34
Yup'it School District	24,669	.18	.56	13,814.64	51,004	.18	.35	17,851.40	31,666.04
Mt. Edgecumbe High School	14,945	.05	.43	6,426.35	25,158	.05	.22	5,534.76	11,961.11
Total	2,179,053			987,634.54	5,862,073			1,369,456.60	2,357,091.14

Fiscal Note #1

Bill No. CSSB 3(EDC)

Alaska Department of Education & Early Development
 SB3 Fiscal analysis, AS 14.03.127
 Prepared 1-19-2011
 YEAR 4

Anch. CPI
 EST. 2.7%
 .38 Prior year
 FY15 rate
 is .39

Anch. CPI
 EST. 2.7%
 .17 Prior year
 FY15 rate is
 .18

Program Name	Est. Total Breakfasts Served	Breakfast		Estimated Breakfast Grant	Est. Total Lunches Served	Lunch		Estimated Lunch Grant	Estimated Grant
		Differential Adjustment	Breakfast Rate			Differential Adjustment	Lunch Rate		
Alaska Gateway Schools	34,551	.15	.54	18,657.54	43,551	.15	.33	14,371.83	33,029.37
Aleutians East Borough Schools	0	.25	.64	0.00	12,943	.25	.43	5,565.49	5,565.49
Anchorage School District	686,484	.00	.39	267,728.76	2,154,364	.00	.18	387,785.52	655,514.28
Annette Island School District	7,863	.08	.47	3,695.61	20,278	.08	.26	5,272.28	8,967.89
Bering Strait School District	96,025	.25	.64	61,456.00	201,125	.25	.43	86,483.75	147,939.75
Bristol Bay Borough Schools	2,244	.12	.51	1,144.44	8,393	.12	.30	2,517.90	3,662.34
Chatham School District	587	.14	.53	311.11	4,788	.14	.32	1,532.16	1,843.27
Copper River School District	0	.08	.47	0.00	19,130	.08	.26	4,973.80	4,973.80
Cordova Public Schools	7,938	.06	.45	3,572.10	23,499	.06	.24	5,639.76	9,211.86
Craig City Schools	23,042	.05	.44	10,138.48	31,347	.05	.23	7,209.81	17,348.29
Delta Greely School District	0	.06	.45	0.00	39,029	.06	.24	9,366.96	9,366.96
Dillingham City Schools	12,051	.09	.48	5,784.48	33,066	.09	.27	8,927.82	14,712.30
Fairbanks North Star Borough Schools	199,002	.02	.41	81,590.82	481,435	.02	.20	96,287.00	177,877.82
Galena City Schools	13,647	.10	.49	6,687.03	15,852	.10	.28	4,438.56	11,125.59
Haines Borough Schools	16,196	.05	.44	7,126.24	17,976	.05	.23	4,134.48	11,260.72
Hoonah City Schools	5,402	.10	.49	2,646.98	8,981	.10	.28	2,514.68	5,161.66
Hydaburg City School District	0	.13	.52	0.00	6,340	.13	.31	1,965.40	1,965.40
Iditarod Area Schools	11,543	.21	.60	6,925.80	18,482	.21	.39	7,207.98	14,133.78
Juneau School District	12,683	.04	.43	5,453.69	131,881	.04	.22	29,013.82	34,467.51
Kake City Schools	3,480	.11	.50	1,740.00	6,451	.11	.29	1,870.79	3,610.79
Kashunamuit School District	18,416	.15	.54	9,944.64	32,774	.15	.33	10,815.42	20,760.06
Kenai Peninsula School District	105,720	.04	.43	45,459.60	357,908	.04	.22	78,739.76	124,199.36
Ketchikan Gateway Schools	5,488	.04	.43	2,359.84	88,357	.04	.22	19,438.54	21,798.38
Klawock City Schools	0	.08	.47	0.00	11,575	.08	.26	3,009.50	3,009.50
Kodiak Island Borough Schools	37,993	.07	.46	17,476.78	119,896	.07	.25	29,974.00	47,450.78
Kuspuk School District	29,402	.18	.57	16,759.14	33,796	.18	.36	12,166.56	28,925.70
Lake Peninsula School District	0	.25	.64	0.00	33,311	.25	.43	14,323.73	14,323.73
Lower Kuskokwim Schools	194,674	.17	.56	109,017.44	407,906	.17	.35	142,767.10	251,784.54
Lower Yukon School District	105,582	.22	.61	64,405.02	175,378	.22	.40	70,151.20	134,556.22
Matanuska-Susitna Borough School District	304,018	.02	.41	124,647.38	624,778	.02	.20	124,955.60	249,602.98
Nenana City Public Schools	4,870	.08	.47	2,288.90	7,076	.08	.26	1,839.76	4,128.66
Nome Public Schools	0	.11	.50	0.00	52,962	.11	.29	15,358.98	15,358.98
North Slope Borough School District	36,406	.20	.59	21,479.54	89,190	.20	.38	33,892.20	55,371.74
Northwest Arctic Borough School	87,171	.21	.60	52,302.60	188,754	.21	.39	73,614.06	125,916.66
Petersburg Public Schools	10,945	.06	.45	4,925.25	26,212	.06	.24	6,290.88	11,216.13
Saint Mary's School District	7,972	.16	.55	4,384.60	22,903	.16	.34	7,787.02	12,171.62
Sitka Borough School District	6,344	.05	.44	2,791.36	42,485	.05	.23	9,771.55	12,562.91
Skagway City Schools	0	.04	.43	0.00	2,011	.04	.22	442.42	442.42
Southeast Island School District	10,921	.10	.49	5,351.29	14,291	.10	.28	4,001.48	9,352.77
Southwest Region Schools	0	.17	.56	0.00	73,657	.17	.35	25,779.95	25,779.95
Unalaska City School District	2,523	.11	.50	1,261.50	11,428	.11	.29	3,314.12	4,575.62
Valdez City Schools	6,470	.04	.43	2,782.10	21,271	.04	.22	4,679.62	7,461.72
Wrangell	12,930	.04	.43	5,559.90	20,839	.04	.22	4,584.58	10,144.48
Yakutat School District	9,453	.10	.49	4,631.97	9,831	.10	.28	2,752.68	7,384.65
Yukon Flats School District	9,403	.28	.67	6,300.01	20,268	.28	.46	9,323.28	15,623.29
Yukon Koyukuk School District	0	.21	.60	0.00	18,143	.21	.39	7,075.77	7,075.77
Yupiiit School District	24,669	.18	.57	14,061.33	51,004	.18	.36	18,361.44	32,422.77
Mt. Edgecumbe High School	14,945	.05	.44	6,575.80	25,158	.05	.23	5,786.34	12,362.14
Total	2,179,053			1,009,425.07	5,862,073			1,428,077.33	2,437,502.40

Fiscal Note #1

Bill No. CSSB 3(EDC)

Alaska Department of Education & Early Development
 SB3 Fiscal analysis, AS 14.03.127
 Prepared 1-19-2011
 YEAR 5

Anch. CPI
 EST. 2.7%
 .39 Prior year
 FY16 rate
 is .40

Anch. CPI
 EST. 2.7%
 .18 Prior year
 FY16 rate is
 .19

Program Name	Est. Total Breakfasts Served	Breakfast Differential Adjustment	Breakfast Rate	Estimated Breakfast Grant	Est. Total Lunches Served	Lunch		Estimated Lunch Grant	Estimated Grant
						Differential Adjustment	Lunch Rate		
Alaska Gateway Schools	34,551	.15	.55	19,003.05	43,551	.15	.34	14,807.34	33,810.39
Aleutians East Borough Schools	0	.25	.65	0.00	12,943	.25	.44	5,694.92	5,694.92
Anchorage School District	686,484	.00	.40	274,593.60	2,154,364	.00	.19	409,329.16	683,922.76
Annette Island School District	7,863	.08	.48	3,774.24	20,278	.08	.27	5,475.06	9,249.30
Bering Strait School District	96,025	.25	.65	62,416.25	201,125	.25	.44	88,495.00	150,911.25
Bristol Bay Borough Schools	2,244	.12	.52	1,166.88	8,393	.12	.31	2,601.83	3,768.71
Chatham School District	587	.14	.54	316.98	4,788	.14	.33	1,580.04	1,897.02
Copper River School District	0	.08	.48	0.00	19,130	.08	.27	5,165.10	5,165.10
Cordova Public Schools	7,938	.06	.46	3,651.48	23,499	.06	.25	5,874.75	9,526.23
Craig City Schools	23,042	.05	.45	10,368.90	31,347	.05	.24	7,523.28	17,892.18
Delta Greely School District	0	.06	.46	0.00	39,029	.06	.25	9,757.25	9,757.25
Dillingham City Schools	12,051	.09	.49	5,904.99	33,066	.09	.28	9,258.48	15,163.47
Fairbanks North Star Borough Schools	199,002	.02	.42	83,580.84	481,435	.02	.21	101,101.35	184,682.19
Galena City Schools	13,647	.10	.50	6,823.50	15,852	.10	.29	4,597.08	11,420.58
Haines Borough Schools	16,196	.05	.45	7,288.20	17,976	.05	.24	4,314.24	11,602.44
Hoonah City Schools	5,402	.10	.50	2,701.00	8,981	.10	.29	2,604.49	5,305.49
Hydaburg City School District	0	.13	.53	0.00	6,340	.13	.32	2,028.80	2,028.80
Iditarod Area Schools	11,543	.21	.61	7,041.23	18,482	.21	.40	7,392.80	14,434.03
Juneau School District	12,683	.04	.44	5,580.52	131,881	.04	.23	30,332.63	35,913.15
Kake City Schools	3,480	.11	.51	1,774.80	6,451	.11	.30	1,935.30	3,710.10
Kashunamuit School District	18,416	.15	.55	10,128.80	32,774	.15	.34	11,143.16	21,271.96
Kenai Peninsula School District	105,720	.04	.44	46,516.80	357,908	.04	.23	82,318.84	128,835.64
Ketchikan Gateway Schools	5,488	.04	.44	2,414.72	88,357	.04	.23	20,322.11	22,736.83
Klawock City Schools	0	.08	.48	0.00	11,575	.08	.27	3,125.25	3,125.25
Kodiak Island Borough Schools	37,993	.07	.47	17,856.71	119,896	.07	.26	31,172.96	49,029.67
Kuspuk School District	29,402	.18	.58	17,053.16	33,796	.18	.37	12,504.52	29,557.68
Lake Peninsula School District	0	.25	.65	0.00	33,311	.25	.44	14,656.84	14,656.84
Lower Kuskokwim Schools	194,674	.17	.57	110,964.18	407,906	.17	.36	146,846.16	257,810.34
Lower Yukon School District	105,582	.22	.62	65,460.84	175,378	.22	.41	71,904.98	137,365.82
Matanuska-Susitna Borough School District	304,018	.02	.42	127,687.56	624,778	.02	.21	131,203.38	258,890.94
Nenana City Public Schools	4,870	.08	.48	2,337.60	7,076	.08	.27	1,910.52	4,248.12
Nome Public Schools	0	.11	.51	0.00	52,962	.11	.30	15,888.60	15,888.60
North Slope Borough School District	36,406	.20	.60	21,843.60	89,190	.20	.39	34,784.10	56,627.70
Northwest Arctic Borough School	87,171	.21	.61	53,174.31	188,754	.21	.40	75,501.60	128,675.91
Petersburg Public Schools	10,945	.06	.46	5,034.70	26,212	.06	.25	6,553.00	11,587.70
Saint Mary's School District	7,972	.16	.56	4,464.32	22,903	.16	.35	8,016.05	12,480.37
Sitka Borough School District	6,344	.05	.45	2,854.80	42,485	.05	.24	10,196.40	13,051.20
Skagway City Schools	0	.04	.44	0.00	2,011	.04	.23	462.53	462.53
Southeast Island School District	10,921	.10	.50	5,460.50	14,291	.10	.29	4,144.39	9,604.89
Southwest Region Schools	0	.17	.57	0.00	73,657	.17	.36	26,516.52	26,516.52
Unalaska City School District	2,523	.11	.51	1,286.73	11,428	.11	.30	3,428.40	4,715.13
Valdez City Schools	6,470	.04	.44	2,846.80	21,271	.04	.23	4,892.33	7,739.13
Wrangell	12,930	.04	.44	5,689.20	20,839	.04	.23	4,792.97	10,482.17
Yakutat School District	9,453	.10	.50	4,726.50	9,831	.10	.29	2,850.99	7,577.49
Yukon Flats School District	9,403	.28	.68	6,394.04	20,268	.28	.47	9,525.96	15,920.00
Yukon Koyukuk School District	0	.21	.61	0.00	18,143	.21	.40	7,257.20	7,257.20
Yupit School District	24,669	.18	.58	14,308.02	51,004	.18	.37	18,871.48	33,179.50
Mt. Edgecumbe High School	14,945	.05	.45	6,725.25	25,158	.05	.24	6,037.92	12,763.17
Total	2,179,053			1,031,215.60	5,862,073			1,486,698.06	2,517,913.66

Alaska Department of Education & Early Development
 SB3 Fiscal analysis, AS 14.03.127
 Prepared 1-19-2011
YEAR 6

Anch. CPI
 EST. 2.7%
 .40 Prior year
 FY17 rate
 is .41

Anch. CPI
 EST. 2.7%
 .19 Prior year
 FY17 rate is
 .20

Program Name	Est. Total Breakfasts Served	Breakfast Differential Adjustment	Breakfast Rate	Estimated Breakfast Grant	Est. Total Lunches Served	Lunch		Estimated Lunch Grant	Estimated Grant
						Differential Adjustment	Lunch Rate		
Alaska Gateway Schools	34,551	.15	.56	19,348.56	43,551	.15	.35	15,242.85	34,591.41
Aleutians East Borough Schools	0	.25	.66	0.00	12,943	.25	.45	5,824.35	5,824.35
Anchorage School District	686,484	.00	.41	281,458.44	2,154,364	.00	.20	430,872.80	712,331.24
Annette Island School District	7,863	.08	.49	3,852.87	20,278	.08	.28	5,677.84	9,530.71
Bering Strait School District	96,025	.25	.66	63,376.50	201,125	.25	.45	90,506.25	153,882.75
Bristol Bay Borough Schools	2,244	.12	.53	1,189.32	8,393	.12	.32	2,685.76	3,875.08
Chatham School District	587	.14	.55	322.85	4,788	.14	.34	1,627.92	1,950.77
Copper River School District	0	.08	.49	0.00	19,130	.08	.28	5,356.40	5,356.40
Cordova Public Schools	7,938	.06	.47	3,730.86	23,499	.06	.26	6,109.74	9,840.60
Craig City Schools	23,042	.05	.46	10,599.32	31,347	.05	.25	7,836.75	18,436.07
Delta Greely School District	0	.06	.47	0.00	39,029	.06	.26	10,147.54	10,147.54
Dillingham City Schools	12,051	.09	.50	6,025.50	33,066	.09	.29	9,589.14	15,614.64
Fairbanks North Star Borough Schools	199,002	.02	.43	85,570.86	481,435	.02	.22	105,915.70	191,486.56
Galena City Schools	13,647	.10	.51	6,959.97	15,852	.10	.30	4,755.60	11,715.57
Haines Borough Schools	16,196	.05	.46	7,450.16	17,976	.05	.25	4,494.00	11,944.16
Hoonah City Schools	5,402	.10	.51	2,755.02	8,981	.10	.30	2,694.30	5,449.32
Hydaburg City School District	0	.13	.54	0.00	6,340	.13	.33	2,092.20	2,092.20
Iditarod Area Schools	11,543	.21	.62	7,156.66	18,482	.21	.41	7,577.62	14,734.28
Juneau School District	12,683	.04	.45	5,707.35	131,881	.04	.24	31,651.44	37,358.79
Kake City Schools	3,480	.11	.52	1,809.60	6,451	.11	.31	1,999.81	3,809.41
Kashunamuit School District	18,416	.15	.56	10,312.96	32,774	.15	.35	11,470.90	21,783.86
Kenai Peninsula School District	105,720	.04	.45	47,574.00	357,908	.04	.24	85,897.92	133,471.92
Ketchikan Gateway Schools	5,488	.04	.45	2,469.60	88,357	.04	.24	21,205.68	23,675.28
Klawock City Schools	0	.08	.49	0.00	11,575	.08	.28	3,241.00	3,241.00
Kodiak Island Borough Schools	37,993	.07	.48	18,236.64	119,896	.07	.27	32,371.92	50,608.56
Kuspuk School District	29,402	.18	.59	17,347.18	33,796	.18	.38	12,842.48	30,189.66
Lake Peninsula School District	0	.25	.66	0.00	33,311	.25	.45	14,989.95	14,989.95
Lower Kuskokwim Schools	194,674	.17	.58	112,910.92	407,906	.17	.37	150,925.22	263,836.14
Lower Yukon School District	105,582	.22	.63	66,516.66	175,378	.22	.42	73,658.76	140,175.42
Matanuska-Susitna Borough School District	304,018	.02	.43	130,727.74	624,778	.02	.22	137,451.16	268,178.90
Nenana City Public Schools	4,870	.08	.49	2,386.30	7,076	.08	.28	1,981.28	4,367.58
Nome Public Schools	0	.11	.52	0.00	52,962	.11	.31	16,418.22	16,418.22
North Slope Borough School District	36,406	.20	.61	22,207.66	89,190	.20	.40	35,676.00	57,883.66
Northwest Arctic Borough School	87,171	.21	.62	54,046.02	188,754	.21	.41	77,389.14	131,435.16
Petersburg Public Schools	10,945	.06	.47	5,144.15	26,212	.06	.26	6,815.12	11,959.27
Saint Mary's School District	7,972	.16	.57	4,544.04	22,903	.16	.36	8,245.08	12,789.12
Sitka Borough School District	6,344	.05	.46	2,918.24	42,485	.05	.25	10,621.25	13,539.49
Skagway City Schools	0	.04	.45	0.00	2,011	.04	.24	482.64	482.64
Southeast Island School District	10,921	.10	.51	5,569.71	14,291	.10	.30	4,287.30	9,857.01
Southwest Region Schools	0	.17	.58	0.00	73,657	.17	.37	27,253.09	27,253.09
Unalaska City School District	2,523	.11	.52	1,311.96	11,428	.11	.31	3,542.68	4,854.64
Valdez City Schools	6,470	.04	.45	2,911.50	21,271	.04	.24	5,105.04	8,016.54
Wrangell	12,930	.04	.45	5,818.50	20,839	.04	.24	5,001.36	10,819.86
Yakutat School District	9,453	.10	.51	4,821.03	9,831	.10	.30	2,949.30	7,770.33
Yukon Flats School District	9,403	.28	.69	6,488.07	20,268	.28	.48	9,728.64	16,216.71
Yukon Koyukuk School District	0	.21	.62	0.00	18,143	.21	.41	7,438.63	7,438.63
Yupit School District	24,669	.18	.59	14,554.71	51,004	.18	.38	19,381.52	33,936.23
Mt. Edgecumbe High School	14,945	.05	.46	6,874.70	25,158	.05	.25	6,289.50	13,164.20
Total	2,179,053			1,053,006.13	5,862,073			1,545,318.79	2,598,324.92

SENATE COMMITTEE REPORT First Committee of Referral

DATE: 1/19/11

FURTHER: Finance

Date of 5-Day Notice: _____
(in accordance with Uniform Rule 23)

DATE TURNED
IN TO OFFICE: 1/31/11

Education Committee considered SENATE BILL NO. 3

SB 3-FUNDING FOR SCHOOL MEALS

"An Act providing for funding for school lunch and breakfast."

and recommends:


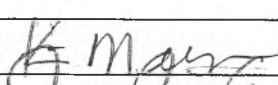

- be replaced with CS SB 3 (EDC) [] Same Title [] New Title
- [] adopt previous CS _____ (_____) [] Same Title [] New Title
- [] attached amendment(s)
- [] adopt _____ Letter of Intent
- [] further referral to _____ Committee

Dept Abbr.	
ADM	LEG
CED	LAW
COR	LWF
CRT	MVA
EED	DNR
DEC	DPS
DFG	REV
GOV	DOT
DHS	UA

NEW FISCAL NOTE(S)				
Dept.	Fiscal	Indet.	Zero	FN #
EED	✓			

PREVIOUS FISCAL NOTE(S)				
Dept.	Fiscal	Indet.	Zero	FN #

[] APPROPRIATION - no fiscal note

SIGNATURES AND RECOMMENDATIONS:	PRINTED LAST NAME	DO PASS	DO NOT PASS	NO REC	AMEND
	FREED DAVIS	x		x	
CO-CHAIR: 	Meyer	x			
CO-CHAIR: 	Thomas	✓			

27-LS0020\B
Mischel
1/17/11

Committee



SPONSOR SUBSTITUTE FOR SENATE BILL NO. 3

IN THE LEGISLATURE OF THE STATE OF ALASKA

TWENTY-SEVENTH LEGISLATURE - FIRST SESSION

BY SENATORS WIELECHOWSKI, ELLIS, DAVIS, EGAN, FRENCH, KOOKESH, MCGUIRE, MENARD,
PASKVAN, AND THOMAS

Introduced:

Referred:

A BILL

FOR AN ACT ENTITLED

1 **"An Act providing for funding for school lunch and breakfast."**

2 **BE IT ENACTED BY THE LEGISLATURE OF THE STATE OF ALASKA:**

3 * **Section 1.** AS 14.03 is amended by adding a new section to read:

4 **Sec. 14.03.127. State funding for school lunch and breakfast.** (a) To
5 supplement the cost of lunch and breakfast provided to each student who is eligible for
6 a free or reduced-price lunch under 42 U.S.C. 1771 - 1784, in addition to public school
7 funding and subject to appropriation, the department shall provide funding to a school
8 district of 15 cents for lunch and 35 cents for breakfast to each eligible student. For
9 each meal, the department shall add an additional amount, expressed in cents and not
10 applied as a cost factor, that is determined by

11 (1) reducing the applicable district cost factor provided in
12 AS 14.17.460 by 1.0; and

13 (2) dividing the remainder determined under (1) of this subsection by
14 four; the department shall round to the nearest cent a quotient that is not a whole
15 number.

1
2
3
4
5
6

(b) Beginning July 1, 2012, the base amount under (a) of this section shall be adjusted annually on October 1 according to changes in the Consumer Price Index for all urban consumers for the Anchorage metropolitan area compiled by the United States Department of Labor, Bureau of Labor Statistics. The index for 2009 is the reference base index for an adjustment made under this subsection.

(c) In this section, "district" has the meaning given in AS 14.17.990.

HOUSE BILL NO. 132

IN THE LEGISLATURE OF THE STATE OF ALASKA

TWENTY-SEVENTH LEGISLATURE - FIRST SESSION

BY REPRESENTATIVES MUÑOZ, Seaton, Herron, Kerttula, Tuck, Petersen, Kawasaki

Introduced: 1/28/11

Referred: Education, Finance

A BILL

FOR AN ACT ENTITLED

1 "An Act providing for funding for school lunch and breakfast."

2 **BE IT ENACTED BY THE LEGISLATURE OF THE STATE OF ALASKA:**

3 * **Section 1.** AS 14.03 is amended by adding a new section to read:

4 **Sec. 14.03.127. State funding for school lunch and breakfast.** (a) To
5 supplement the cost of lunch and breakfast provided to each student who is eligible for
6 a free or reduced-price lunch under 42 U.S.C. 1771 - 1784, in addition to public school
7 funding and subject to appropriation, the department shall provide funding to a school
8 district of 15 cents for lunch and 35 cents for breakfast to each eligible student. For
9 each meal, the department shall add an additional amount, expressed in cents and not
10 applied as a cost factor, that is determined by

11 (1) reducing the applicable district cost factor provided in
12 AS 14.17.460 by 1.0; and

13 (2) dividing the remainder determined under (1) of this subsection by
14 four; the department shall round to the nearest cent a quotient that is not a whole
15 number.

1 (b) Beginning July 1, 2012, the base amount under (a) of this section shall be
2 adjusted annually on October 1 according to changes in the Consumer Price Index for
3 all urban consumers for the Anchorage metropolitan area compiled by the United
4 States Department of Labor, Bureau of Labor Statistics. The index for 2009 is the
5 reference base index for an adjustment made under this subsection.

6 (c) In this section, "district" has the meaning given in AS 14.17.990.