

SB

182

<TARGET><BILL>SB 182</BILL><SUBJECT>SB
182</SUBJECT><COMM>SEDC27</COMM></TARGET>

Alaska State Legislature

Senate Education Committee

Senator Meyer, Co-Chair

State Capitol, Room 103
Juneau, Alaska 99801-1182
(907) 465-4945 Phone
(907) 465-3476 Fax
Senator_Kevin_Meyer@legis.state.ak.us



Senator Thomas, Co-Chair

State Capitol, Room 514
Juneau, Alaska 99801-1182
Phone (907) 465-2327
Fax (907) 465-5241
Senator_Joe_Thomas@legis.state.ak.us

AGENDA

Monday, February 6, 2012

8:00 a.m. – 9:00 a.m.

Beltz Committee Room, #105 Thomas B. Stewart Building

- *+ SB 182 - Pupil Transportation
- + Bills previously heard/scheduled

* First Hearing
= Previously Heard
+ Teleconferenced

Alaska State Legislature

Senate Education Committee

Senator Meyer, Co-Chair

State Capitol, Room 103
Juneau, Alaska 99801-1182
(907) 465-4945 Phone
(907) 465-3476 Fax
Senator_Kevin_Meyer@legis.state.ak.us



Senator Thomas, Co-Chair

State Capitol, Room 514
Juneau, Alaska 99801-1182
Phone (907) 465-2327
Fax (907) 465-5241
Senator_Joe_Thomas@legis.state.ak.us

SENATE EDUCATION COMMITTEE

Senators Kevin Meyer & Joe Thomas, Co-Chairs

Senate Bill 182

School districts in the state of Alaska are facing shortfalls in overall funding, in part due to the rising cost of pupil transportation programs. It is costing more each year to transport our students safely to and from school. Senate Bill 182 changes the pupil transportation funding, which allows school districts to keep more of their foundation funding in the classroom. Currently most districts have to subsidize their pupil transportation programs, which takes foundation formula dollars out of the classroom.

This legislation recalibrates the funding for pupil transportation based on the most recent audits by the Department of Education and Early Development. The amounts will be adjusted annually according to the Consumer Price Index (CPI) for Anchorage. This change allows the funding to match the amounts agreed to in their most recent contract negotiations, providing a more realistic figure for the actual cost of pupil transportation.

Although pupil transportation is an indirect cost of education, it is extremely important in Alaska. Road conditions are often dangerous, daylight during the school year is minimal, and sometimes the distance of transporting students is immense. If we cannot get the students to school, we cannot give them the education they need to thrive.

LEGAL SERVICES

DIVISION OF LEGAL AND RESEARCH SERVICES
LEGISLATIVE AFFAIRS AGENCY
STATE OF ALASKA

(907) 465-3867 or 465-2450
FAX (907) 465-2029
Mail Stop 3101

State Capitol
Juneau, Alaska 99801-1182
Deliveries to: 129 6th St., Rm. 329

MEMORANDUM

January 31, 2012

SUBJECT: Sectional Summary for SB 182 (Work Order No. 27-LS1283\M)

TO: Senator Kevin Meyer
Chair of the Senate Education Committee
Attn: Edra Morledge

FROM: Jean M. Mischel
Legislative Counsel

You have requested a sectional summary of the above-described bill.

As a preliminary matter, note that a sectional summary of a bill should not be considered an authoritative interpretation of the bill and the bill itself is the best statement of its contents. If you would like an interpretation of the bill as it may apply to a particular set of circumstances, please advise.

Section 1. Beginning in fiscal year 2013, modifies the funding provided by the state to school districts for pupil transportation to the amount reported by the district in fiscal year 2012, as adjusted for inflation under sec. 2 of the bill.

Section 2. Provides for an inflation adjustment to pupil transportation funding provided under sec. 1 of the bill.

Section 3. Repeals AS 14.09.010(b), which provided state funding for pupil transportation as a per student amount for each school district in the state.

Section 4. Provides a one year retrospective per student amount for each school district in the state for pupil transportation based on adjusted amounts to former AS 14.09.010(b) for the current school year.

JMM:ljw
12-068.ljw

Compiled Transportation Information As Of November 14, 2011

School District	FY Fiscal Year Information							FY 13 Fiscal Year Assuming No Increase In Per ADM Transportation Funding						
	2011-2012 Eligible ADM For Transportation Funding	2011-2012 Per ADM Funding	2011-2012 Total Projected Transportation Funding	2011-2012 Total Projected Transportation Expenditures	Surplus (Shortfall)	Per Pupil Surplus (Shortfall)	Surplus (Shortfall) As A % Of Total Expenditures	2012-2013 Eligible ADM For Transportation Funding	2012-2013 Per ADM Funding	2012-2013 Total Projected Transportation Funding	2012-2013 Total Projected Transportation Expenditures	Surplus (Shortfall)	Per Pupil Surplus (Shortfall)	Surplus (Shortfall) As A % Of Total Expenditures
Alaska Gateway	326	\$ 1,687.84	\$ 550,151	\$ 669,952	\$ (119,801)	\$ (367.54)	-17.88%	343	\$ 1,687.84	\$ 578,929	\$ 713,951	\$ (135,022)	\$ (393.65)	-18.91%
Anchorage	48,119	\$ 407.00	\$ 19,674,433	\$ 20,686,533	\$ (1,012,100)	\$ (21.03)	-4.89%	47,682	\$ 407.00	\$ 19,496,574	\$ 21,319,743	\$ (1,823,169)	\$ (38.24)	-8.55%
Copper River	429	\$ 1,468.00	\$ 629,405	\$ 682,190	\$ (52,785)	\$ (123.11)	-7.74%	431	\$ 1,468.00	\$ 632,341	\$ 709,477	\$ (77,136)	\$ (179.07)	-10.87%
Cordova	325	\$ 326.00	\$ 105,787	\$ 108,900	\$ (3,113)	\$ (9.59)	-2.86%	323	\$ 326.00	\$ 105,298	\$ 109,000	\$ (3,702)	\$ (11.46)	-3.40%
Craig City	312	\$ 281.00	\$ 87,672	\$ 144,314	\$ (56,642)	\$ (181.54)	-39.25%	312	\$ 281.00	\$ 87,672	\$ 369,195	\$ (281,523)	\$ (902.32)	-76.25%
Delta/Greely	793	\$ 1,496.00	\$ 1,186,478	\$ 1,313,315	\$ (126,837)	\$ (159.93)	-9.66%	793	\$ 1,496.00	\$ 1,186,478	\$ 1,347,484	\$ (161,006)	\$ (203.01)	-11.95%
Denali	250	\$ 1,808.00	\$ 452,000	\$ 380,000	\$ 72,000	\$ 288.00	18.95%	225	\$ 1,808.00	\$ 406,800	\$ 400,000	\$ 6,800	\$ 30.22	1.70%
Fairbanks NSB	14,015	\$ 704.00	\$ 9,866,560	\$ 12,329,580	\$ (2,463,020)	\$ (175.74)	-19.98%	14,015	\$ 704.00	\$ 9,866,560	\$ 12,637,820	\$ (2,771,260)	\$ (197.74)	-21.93%
Juneau	4,894	\$ 570.00	\$ 2,789,580	\$ 2,949,000	\$ (159,420)	\$ (32.57)	-5.41%	4,897	\$ 570.00	\$ 2,791,290	\$ 3,008,000	\$ (216,710)	\$ (44.25)	-7.20%
Kodiak Island	2,485	\$ 593.00	\$ 1,473,605	\$ 1,924,907	\$ (451,302)	\$ (181.61)	-23.45%	2,401	\$ 593.00	\$ 1,423,793	\$ 1,963,886	\$ (540,093)	\$ (224.95)	-27.50%
Matsu	15,673	\$ 768.00	\$ 12,036,933	\$ 15,319,917	\$ (3,282,984)	\$ (209.47)	-21.43%	15,673	\$ 768.00	\$ 12,036,864	\$ 15,733,555	\$ (3,696,691)	\$ (235.86)	-23.50%
Nenana City	201	\$ 561.00	\$ 112,761	\$ 114,961	\$ (2,200)	\$ (10.95)	-1.91%	201	\$ 561.00	\$ 112,761	\$ 117,260	\$ (4,499)	\$ (22.38)	-3.84%
North Slope	1,604	\$ 948.00	\$ 1,520,592	\$ 1,790,108	\$ (269,516)	\$ (168.03)	-15.06%	1,577	\$ 948.00	\$ 1,494,996	\$ 1,879,613	\$ (384,617)	\$ (243.89)	-20.46%
Petersburg City	426	\$ 276.00	\$ 117,576	\$ 159,500	\$ (41,924)	\$ (98.41)	-26.28%	435	\$ 276.00	\$ 120,060	\$ 162,700	\$ (42,640)	\$ (98.02)	-26.21%
Sitka	1,305	\$ 428.00	\$ 558,540	\$ 535,247	\$ 23,293	\$ 17.85	4.35%	1,305	\$ 428.00	\$ 558,540	\$ 551,304	\$ 7,236	\$ 5.54	1.31%
Southwest Region	630	\$ 598.00	\$ 376,740	\$ 369,561	\$ 7,179	\$ 11.40	1.94%	632	\$ 598.00	\$ 377,936	\$ 371,000	\$ 6,936	\$ 10.97	1.87%
Totals	91,786		\$ 51,538,813	\$ 59,477,985	\$ (7,939,172)	\$ (86.50)	-13.35%	91,245		\$ 51,276,892	\$ 61,393,989	\$ (10,117,097)	\$ (110.88)	-16.48%
Averages	5,737	\$ 807.49	\$ 3,221,176	\$ 3,717,374	\$ (496,198)	\$ (88.89)		5,703	\$ 807.49	\$ 3,204,806	\$ 3,837,124	\$ (632,319)	\$ (171.76)	
Maximum	48,119	\$ 1,808.00	\$ 19,674,433	\$ 20,686,533	\$ 72,000	\$ 288.00		47,682	\$ 1,808.00	\$ 19,496,574	\$ 21,319,743	\$ 7,236	\$ 30.22	
Minimum	201	\$ 276.00	\$ 87,672	\$ 108,900	\$ (3,282,984)	\$ (367.54)		201	\$ 276.00	\$ 87,672	\$ 109,000	\$ (3,696,691)	\$ (902.32)	

SENATE COMMITTEE REPORT First Committee of Referral

DATE: 1/30/12

FURTHER: Finance

Date of 5-Day Notice: _____
(in accordance with Uniform Rule 23)

DATE TURNED
IN TO OFFICE: 2/24/12

Education Committee considered SENATE BILL NO. 182

SB 182-PUPIL TRANSPORTATION FUNDING

"An Act amending the amount of state funding provided to school districts for pupil transportation."

and recommends:

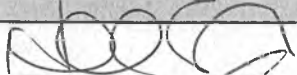



- be replaced with CS SB 182 (EDC) Same Title New Title
- adopt previous CS SCS/CS- Forthcoming (_____) Same Title New Title
- attached amendment(s)
- adopt _____ Letter of Intent
- further referral to _____ Committee

Dept Abbr.	
ADM	LEG
CED	LAW
COR	LWF
CRT	MVA
EED	DNR
DEC	DPS
DFG	REV
GOV	DOT
DHS	UA

NEW FISCAL NOTE(S)				
Dept.	Fiscal	Indet.	Zero	FN #
EED	✓			
Fiscal Info Forthcoming				

PREVIOUS FISCAL NOTE(S)				
Dept.	Fiscal	Indet.	Zero	FN #

APPROPRIATION - no fiscal note

SIGNATURES AND RECOMMENDATIONS:	PRINTED LAST NAME	Do PASS	Do NOT PASS	NO REC	AMEND
	French			✓	
	STEVENS			✗	
CO-CHAIR: 	Meyer	✓			
CO-CHAIR: 	Thomas	✓			

27-LS1283VE
Mischel
2/21/12

CS FOR SENATE BILL NO. 182()
IN THE LEGISLATURE OF THE STATE OF ALASKA
TWENTY-SEVENTH LEGISLATURE - SECOND SESSION

BY

Offered:
Referred:

Sponsor(s): SENATE EDUCATION COMMITTEE

A BILL
FOR AN ACT ENTITLED

1 **"An Act amending the amount of state funding provided to school districts for pupil**
2 **transportation."**

3 **BE IT ENACTED BY THE LEGISLATURE OF THE STATE OF ALASKA:**

4 *** Section 1.** AS 14.09.010(a) is repealed and reenacted to read:

5 (a) A school district that provides student transportation services is eligible to
6 receive funding for operating the student transportation system. Beginning July 1,
7 2013, and subject to appropriation, the amount of funding provided by the state under
8 this section is the amount reported to the department in the audited financial statement
9 of the school district as actual pupil transportation expenditures for the school year
10 ending June 30, 2013, as adjusted for inflation under (d) of this section.

11 *** Sec. 2.** AS 14.09.010 is amended by adding new subsections to read:

12 (d) Funding provided to a school district under (a) of this section shall be
13 adjusted annually on October 1 according to changes in the Consumer Price Index for
14 all urban consumers for the Anchorage metropolitan area compiled by the United

Joan M. Beem SB27

1 States Department of Labor, Bureau of Labor Statistics. The index for 1982 to 1984 is
 2 the reference base index for an adjustment made under this subsection.

3 (e) The department shall adopt regulations that provide for oversight of and
 4 support to school districts in achieving a safe and cost-effective student transportation
 5 system. The regulations must include a requirement for contract terms of not less than
 6 three years, if feasible, standardized conditions and bid periods, and standards that
 7 ensure cost efficiencies and exclusions.

8 * **Sec. 3.** AS 14.09.010(b) is repealed.

9 * **Sec. 4.** The uncodified law of the State of Alaska is amended by adding a new section to
 10 read:

11 PUPIL TRANSPORTATION. (a) Subject to appropriation, the amount of funding
 12 provided by the state for operating the student transportation system is the amount of a school
 13 district's ADM, less the ADM for the district's correspondence programs during the current
 14 fiscal year, multiplied by the per student amount for the school district as follows:

16 DISTRICT	17 PER STUDENT AMOUNT	
	18 (1)	19 (2)
	20 for the school	21 for the school
	22 year beginning	23 year beginning
	24 July 1, 2011	25 July 1, 2012
26 Alaska Gateway	\$2,081	\$2,148
27 Aleutians East	311	321
28 Anchorage	435	449
29 Annette Island	182	188
30 Bering Strait	48	50
31 Bristol Bay	2,672	2,758
	280	289
	1,586	1,637
	335	346
	423	437
	1,656	1,709

	WORK DRAFT	WORK DRAFT	27-LS1283\E
1	Denali	1,808	1,866
2	Dillingham	1,218	1,257
3	Fairbanks	817	843
4	Galena	255	263
5	Haines	626	646
6	Hoonah	298	308
7	Iditarod	211	218
8	Juneau	604	623
9	Kake	271	280
10	Kashunamiut	5	5
11	Kenai Peninsula	766	791
12	Ketchikan	727	750
13	Klawock	584	603
14	Kodiak Island	799	825
15	Kuspuk	654	675
16	Lake and Peninsula	384	396
17	Lower Kuskokwim	277	286
18	Lower Yukon	1	1
19	Matanuska-Susitna	910	939
20	Nenana	587	606
21	Nome	621	641
22	North Slope	1,120	1,156
23	Northwest Arctic	25	26
24	Pelican	72	74
25	Petersburg	374	386
26	Saint Mary's	193	199
27	Sitka	428	442
28	Skagway	36	37
29	Southeast Island	1,155	1,192
30	Southwest Region	598	617
31	Tanana	478	493

	WORK DRAFT	WORK DRAFT	27-LS1283\E
1	Unalaska	648	669
2	Valdez	735	759
3	Wrangell	701	723
4	Yakutat	744	768
5	Yukon Flats	264	272
6	Yukon/Koyukuk	299	309
7	Yupiit	2	2.
8	(b) In this section,		
9	(1) "ADM" has the meaning given in AS 14.17.990;		
10	(2) "district's ADM" means the sum of the ADMs in the district.		

Meeting Script – Friday, February 24 – SB 182

CHAIRMAN MEYER

The Senate Education Committee meeting is called to order.

Today is Friday, February 24th, and the time is 8:00 a.m. In attendance are:

- Co-Chair Thomas
- ~~Vice Chair Davis~~ (*absent*)
- Senator Stevens
- Senator French
- and myself, Senator Meyer.

We have a quorum to conduct business.

Welcome, everyone. First, is there any business to come before the committee before we begin? Seeing none...we'll go ahead and get started.

The only item of business before us today is SB 182, the pupil transportation committee bill. We last heard SB 182 on February 6 – we closed public testimony at that meeting but the committee was interested in hearing from a couple more school districts about their pupil transportation programs, so we have invited testimony from several school districts today and asked them to be available for any questions the committee might have. (*They are all teleconferencing in.*)

If there is anyone here in the room or online, aside from those who were invited, that wished to testify today, you can submit your comments in writing to the committee, or testify when the bill is heard in Finance.

Our intention is to move SB 182 on to its next committee of referral today.

We have a work draft of a committee substitute before us this morning, and my staff will go through the changes once we've adopted the Committee Substitute.
Senator Thomas?

SENATOR THOMAS: Mr. Chair, I move that we adopt the Committee Substitute for Senate Bill 182, version 27-LS1283\E.

SENATOR MEYER: I will object for the purposes of discussion. CS for SB 182 is before us.

Before my staff goes through the changes in the Committee Substitute, I'll just refresh everyone's memory that this bill does several things to address the costs of providing pupil transportation within school districts in Alaska:

1. It "recalibrates" the per-pupil amount school districts receive for their pupil transportation programs for FY12 and FY13,
2. It changes the current per-pupil grant program to a reimbursable program based upon actual financial audits, beginning in FY14, and
3. It puts into place oversight and support by the Department, so that those costs are controlled.

My staff will go through the changes in the Committee Substitute. Edra, please put yourself on the record and proceed with your presentation.

{Edra's Presentation}

Thank you.

Are there any questions from committee members?

{Committee Questions/}

Any further comments, questions, discussion?

Seeing none, we will go to **Dr. Deena Paramo, Superintendent of the Mat-Su School District**, who is going to walk us through a presentation. **Dr. Paramo** is with us online, each member should have a copy of the short presentation she is going to give.

{Dr. Paramo's Presentation}

Thank you. Are there any questions or comments from committee members?

{Committee Questions}

Next we will go to **Steve Kalmes, Transportation Director with the Anchorage School District**.

Please put yourself on the record and proceed with your testimony.

{Steve's Presentation}

Thank you. Are there any questions or comments from committee members?

{Committee Questions}

Are there any further questions? Seeing none...

Next we will go to **Luke Fulp, Chief Financial Officer and Transportation Supervisor with the Kodiak Island Borough School District**.

Please put yourself on the record and proceed with your testimony.

{Luke's Presentation}

Thank you. Are there any questions or comments from committee members?

{Committee Questions}

Are there any further questions? Seeing none...

Let's hear from the Administration
(Elizabeth Nudelman & Les Morse)

{Administration}

Thank you. Are there any questions for the Administration?

{Committee Questions}

Is there any other discussion? Comments? Questions?

Seeing none, I will remove my objection.

If there are no other objections to Committee Substitute for SB 182, what is the will of the committee? **Senator Thomas?**

SENATOR THOMAS: Mr. Chair, I move that we move CS for SB 182 version BACKSLASH E from committee with individual recommendations and attached *(or forthcoming)* fiscal note.

SENATOR MEYER: Seeing no objection, Committee Substitute for Senate Bill 182 version BACKSLASH E is moved from committee with individual recommendations and attached *(or forthcoming)* fiscal note.

Members please take a moment to sign the committee report being passed around.

Amy Lujan, Executive Director of the Alaska Association of School Business Officials (**ALASBO**), is also here to testify.

ALASBO collected and organized the data which led to the per pupil numbers in the current CS.

Our next meeting will be on Monday, February 27th at 8:00 a.m., **here in the Beltz Room.** We will be taking up SB 6, **Senator Davis** and **Senator French's** Pre-Kindergarten Program bill.

On Wednesday we will hear SB 120, **Senator French's** Parents as Teachers, and depending on how far we get with those 2 bills, we may or may not hear **Senator Thomas's** SB 197 regarding an "Excellency in Schools" Grant Program on Friday.

With that, if there's nothing else to come before the committee, we are adjourned.

Alaska State Legislature



Senator Meyer, Co-Chair

State Capitol, Room 103
Juneau, Alaska 99801-1182
(907) 465-4945

Senator_Kevin_Meyer@legis.state.ak.us

Senator Thomas, Co-Chair

State Capitol, Room 514
Juneau, Alaska 99801-1182
(907) 465-2327

Senator_Joe_Thomas@legis.state.ak.us

SENATE EDUCATION COMMITTEE

LETTER OF INTENT FOR SENATE BILL 182

It is the intent of the Senate Education Committee that the Department of Education and Early Development establish minimum standards for proposals and contracts entered into by school districts to provide pupil transportation services. It is also the intent of the Senate Education Committee that the minimum standards include (1) a standardized time frame for the issuance and acceptance of requests for proposals; (2) minimum terms of requests for proposals and contracts that take into account unique regional conditions, including climate patterns; (3) the opportunity for departmental review of the terms of the requests for proposals and contracts, before issuance, for consistency with statewide standards; (4) alignment of contract terms, by July 1, 2016, with statewide standards for the Anchorage, Fairbanks, Juneau, Kenai, Ketchikan, Kodiak, and Matanuska-Susitna areas; and (5) alignment of contract terms, when feasible, with statewide standards for all other areas of the state not covered in (4).

CS FOR SENATE BILL NO. 182(EDC)

IN THE LEGISLATURE OF THE STATE OF ALASKA

TWENTY-SEVENTH LEGISLATURE - SECOND SESSION

BY THE SENATE EDUCATION COMMITTEE

**Offered:
Referred:**

Sponsor(s): SENATE EDUCATION COMMITTEE

A BILL

FOR AN ACT ENTITLED

1 **"An Act amending the amount of state funding provided to school districts for pupil**
2 **transportation."**

3 **BE IT ENACTED BY THE LEGISLATURE OF THE STATE OF ALASKA:**

4 *** Section 1.** AS 14.09.010(a) is repealed and reenacted to read:

5 (a) A school district that provides student transportation services is eligible to
6 receive funding for operating the student transportation system. Beginning July 1,
7 2013, and subject to appropriation, the amount of funding provided by the state under
8 this section is the amount reported to the department in the audited financial statement
9 of the school district as actual pupil transportation expenditures for the school year
10 ending June 30, 2013, as adjusted for inflation under (d) of this section.

11 *** Sec. 2.** AS 14.09.010 is amended by adding new subsections to read:

12 (d) Funding provided to a school district under (a) of this section shall be
13 adjusted annually on October 1 according to changes in the Consumer Price Index for
14 all urban consumers for the Anchorage metropolitan area compiled by the United

1 States Department of Labor, Bureau of Labor Statistics. The index for 1982 to 1984 is
2 the reference base index for an adjustment made under this subsection.

3 (e) The department shall adopt regulations that provide for oversight of and
4 support to school districts in achieving a safe and cost-effective student transportation
5 system. The regulations must include a requirement for contract terms of not less than
6 three years, if feasible, standardized conditions and bid periods, and standards that
7 ensure cost efficiencies and exclusions.

8 * **Sec. 3.** AS 14.09.010(b) is repealed.

9 * **Sec. 4.** The uncodified law of the State of Alaska is amended by adding a new section to
10 read:

11 PUPIL TRANSPORTATION. (a) Subject to appropriation, the amount of funding
12 provided by the state for operating the student transportation system is the amount of a school
13 district's ADM, less the ADM for the district's correspondence programs during the current
14 fiscal year, multiplied by the per student amount for the school district as follows:

16 DISTRICT	17 PER STUDENT AMOUNT	
	18 (1) 19 for the school 20 year beginning 21 July 1, 2011	22 (2) 23 for the school 24 year beginning 25 July 1, 2012
26 Alaska Gateway	27 \$2,081	28 \$2,148
29 Aleutians East	30 311	31 321
32 Anchorage	33 435	34 449
35 Annette Island	36 182	37 188
38 Bering Strait	39 48	40 50
41 Bristol Bay	42 2,672	43 2,758
44 Chatham	45 280	46 289
47 Copper River	48 1,586	49 1,637
50 Cordova	51 335	52 346
53 Craig	54 423	55 437
56 Delta/Greely	57 1,656	58 1,709

1	Denali	1,808	1,866
2	Dillingham	1,218	1,257
3	Fairbanks	817	843
4	Galena	255	263
5	Haines	626	646
6	Hoonah	298	308
7	Iditarod	211	218
8	Juneau	604	623
9	Kake	271	280
10	Kashunamiut	5	5
11	Kenai Peninsula	766	791
12	Ketchikan	727	750
13	Klawock	584	603
14	Kodiak Island	799	825
15	Kuspuk	654	675
16	Lake and Peninsula	384	396
17	Lower Kuskokwim	277	286
18	Lower Yukon	1	1
19	Matanuska-Susitna	910	939
20	Nenana	587	606
21	Nome	621	641
22	North Slope	1,120	1,156
23	Northwest Arctic	25	26
24	Pelican	72	74
25	Petersburg	374	386
26	Saint Mary's	193	199
27	Sitka	428	442
28	Skagway	36	37
29	Southeast Island	1,155	1,192
30	Southwest Region	598	617
31	Tanana	478	493

1	Unalaska	648	669
2	Valdez	735	759
3	Wrangell	701	723
4	Yakutat	744	768
5	Yukon Flats	264	272
6	Yukon/Koyukuk	299	309
7	Yupiit	2	2.

8 (b) In this section,

9 (1) "ADM" has the meaning given in AS 14.17.990;

10 (2) "district's ADM" means the sum of the ADMs in the district.

Changes to CSSB 182: Pupil Transportation

SECTION	SB 182	CSSB 182 (EDC)
1	<p>ESTABLISHES A REIMBURSABLE PROGRAM BEGINNING FY13</p> <p>“Beginning July 1, 2012, and subject to appropriation, the amount of funding provided by the state under this section is the amount reported to the department in the audited financial statement of the school district as actual pupil transportation expenditures for the school year ending June 30, 2012, as adjusted for inflation under (d) of this section.”</p>	<p>ESTABLISHES A REIMBURSABLE PROGRAM BEGINNING FY14</p> <p>“Beginning July 1, 2013, and subject to appropriation, the amount of funding provided by the state under this section is the amount reported to the department in the audited financial statement of the school district as actual pupil transportation expenditures for the school year ending June 30, 2013, as adjusted for inflation under (d) of this section.”</p>
2	NO CHANGE	<p>ADDED AUTHORITY FOR DEED TO REGULATE THE RFP PROCESS</p> <p>Page 2, lines 3 through 7 – section (e) adds regulatory authority to oversee the RFP process for pupil transportation</p>
3	NO CHANGE	NO CHANGE
4	<p>ESTABLISHES PER STUDENT AMOUNTS FOR FY12</p> <p>“... for the school year beginning July 1, 2011...”</p>	<p>ESTABLISHES PER STUDENT AMOUNTS FOR FY12 <u>AND</u> FY13</p> <p>“... for the school year beginning July 1, 2011...” <u>AND</u> “... for the school year beginning July 1, 2012...”</p>

Changes to CSSB 182: Pupil Transportation

SECTION	SB 182	CSSB 182 (EDC)
1	<p>ESTABLISHES A REIMBURSABLE PROGRAM BEGINNING FY13</p> <p>“Beginning July 1, 2012, and subject to appropriation, the amount of funding provided by the state under this section is the amount reported to the department in the audited financial statement of the school district as actual pupil transportation expenditures for the school year ending June 30, 2012, as adjusted for inflation under (d) of this section.”</p>	<p>ESTABLISHES A REIMBURSABLE PROGRAM BEGINNING FY14</p> <p>“Beginning July 1, 2013, and subject to appropriation, the amount of funding provided by the state under this section is the amount reported to the department in the audited financial statement of the school district as actual pupil transportation expenditures for the school year ending June 30, 2013, as adjusted for inflation under (d) of this section.”</p>
2	NO CHANGE	NO CHANGE
3	NO CHANGE	NO CHANGE
4	<p>ESTABLISHES PER STUDENT AMOUNTS FOR FY12</p> <p>“... for the school year beginning July 1, 2011...”</p>	<p>ESTABLISHES PER STUDENT AMOUNTS FOR FY12 <u>AND</u> FY13</p> <p>“... for the school year beginning July 1, 2011...” <u>AND</u> “... for the school year beginning July 1, 2012...”</p>



Matanuska-Susitna Borough School District

Senate Bill 182

Testimony





Senate Bill 182 Testimony

- **Good morning my name is Dr. Deena Paramo and I am the Superintendent of the Mat-Su Borough School District.**
- **Thank you considering this bill to provide additional reimbursement for Home To School Transportation and for giving me the opportunity to provide brief testimony in support of Senate Bill 182 and answer any questions you may have regarding our current Home To School Transportation Contract & Operations.**





Senate Bill 182 Testimony

- **Some quick facts about the Mat-Su Borough School District:**
 - **Located approximately 35 miles north of Anchorage in an area commonly known as the “Valley.”**
 - **The district spans approximately 25,000 square miles, an area larger than the entire state of West Virginia.**
 - **The MSBSD is home to 44 schools ranging in size from 20 to more than 1,300 students.**
 - **With a district wide enrollment of approximately 17,330 students, Mat-Su is the second largest school District in Alaska--behind Anchorage.**





Senate Bill 182 Testimony

- **We support the retrospective expense reimbursement model proposed in the language of Senate Bill 182.**
 - **This language recognizes that transportation operations are unique for all school districts and allows for the individualization required to address the vast difference in student transportation challenges found within Alaska.**
 - **Extreme weather differences**
 - **As an example some Districts need indoor storage to make sure that their buses will be warm enough to carry students.**
 - **Number of buses and routes necessary to meet the needs of a district's students.**
 - **Size of the district and unique difficulties posed by its road network.**





Senate Bill 182 Testimony

- **We believe that reimbursing audited Home To School transportation expenditures:**
 - **Recognizes the need within Alaska to support providing a safe and reliable, method to ensure that students attend our schools.**
 - **Ensures that only allowable Home To School transportation expenditures are being reimbursed by the State.**
 - **Provides adequate visibility of Home To School transportation expenditures for all districts claiming reimbursement.**





Senate Bill 182 Testimony

- **Mat-Su is a good steward of taxpayer funds:**
 - **Our District issued an extremely detailed competitive bid to ensure that we were obtaining the best possible value in providing Home To School transportation services. Our bid was:**
 - **Prepared in coordination with the District’s attorney.**
 - **Was 70 very detailed pages.**
 - **Tied any increases in charges to the Anchorage CPI.**
 - **Had no fuel escalator charge eliminating that cost risk.**
 - **District contracted with low bidder saving over \$11 million.**

Year	First Student	With all 3 service areas	Durham Only	With all 3 service areas	Annual Savings
FY12	\$12,404,662	\$13,902,810	\$14,451,782	\$15,949,930	\$2,047,120
FY13	\$12,801,611	\$14,347,700	\$14,914,239	\$16,460,328	\$2,112,628
FY14	\$13,313,676	\$14,921,608	\$15,510,809	\$17,118,741	\$2,197,133
FY15	\$13,846,223	\$15,518,473	\$16,131,241	\$17,803,491	\$2,285,018
FY16	\$14,400,072	\$16,139,211	\$16,776,491	\$18,515,630	\$2,376,419
Totals	\$66,766,244	\$74,829,803	\$77,784,561	\$85,848,121	\$11,018,318





Senate Bill 182 Testimony

- **Mat-Su is a good steward of taxpayer funds:**
 - **Experienced professionals supervise our transportation operations.**
 - **Our Transportation Supervisor has 19 years of experience in K-12 Transportation Operations.**
 - **Our Chief Business Official has over 35 years of large fleet supervision experience with over 26 years of K-12 experience.**
 - **We are continually seeking ways to reduce our costs, today we are running two routes less on a daily basis than last school year while adding 291 more transportation eligible students and providing additional new service to our charter schools.**





Senate Bill 182 Testimony

- **Mat-Su is a good steward of taxpayer funds:**
 - **Our Transportation professionals are currently engaged in a comprehensive route optimization study designed to decrease the number of buses and routes required to provide adequate Home To School services next school year.**
 - **We are continuing negotiations with our contractor in an effort to reduce operating costs by evaluating the advantage of a possible second terminal, consolidation of routes, and other operational efficiencies.**
 - **We are investigating possible changes to school schedules that might allow additional cost savings.**





Senate Bill 182 Testimony

- **What drove up the costs of our new contract?**
 - **Alaska Statute 23.10.065 (b) states in the pertinent part that "an employer shall pay to each person employed as a public school bus driver wages at a rate of not less than two times the minimum wage..."**
 - **This was the single largest requirement increasing our costs in the new contract.**
 - **Our contractors fleet is old. To eliminate service disruptions our new contract requires that the average age of the fleet not exceed 10 years and no bus may be more than 12 years old.**
 - **To ensure student safety we now require two digital cameras on all buses. This significantly improves student behavior making the bus environment much safer for both students and drivers.**





Senate Bill 182 Testimony

- **We support:**
 - **Efforts to reduce Home To School transportation costs by:**
 - **Assisting districts in developing comprehensive bid documents.**
 - **Consolidating bids statewide.**
 - **Providing a review and assistance of district Home To School procedures and operations.**
 - **Holding all districts harmless and ensuring that both current fiscal year and future fiscal year allowable Home To School expenditures are reimbursed.**
- **Thank you for your time today. I am prepared to answer any questions you may have.**





Supporting Information

Senate Bill 182

Testimony





Supporting Information

Senate Bill 182 Testimony

- Continuing efforts to reduce our Home To School operational expenditures have resulted in being able to reduce our

Current year projected operating deficit to:

\$1,186,305

Projected operating deficit for next fiscal year is:

\$3,369,505





Supporting Information

Senate Bill 182 Testimony

Daily Operational Information

Program	# of Buses	# of Routes	Loaded Miles Per Day	Total Miles Per Day	Students Per Day
Special Education					
Special Education Routes	40	121	2,861	4,351	656
Special Education Next Step Program	3	12	337	319	12
Special Education Work Study	4	4	184	319	79
Sub-Totals	47	137	3,382	4,989	747
Regular Education					
First Student Regular Education Routes	105	200	5,611	11,385	7,425
Bunker & Bunker Regular Education Routes	13	14	527	1,145	354
Glacier View Regular Education Routes	2	2	150	340	37
Sub-Totals	120	216	6,288	12,870	7,816
Totals					
	167	353	9,670	17,859	8,563

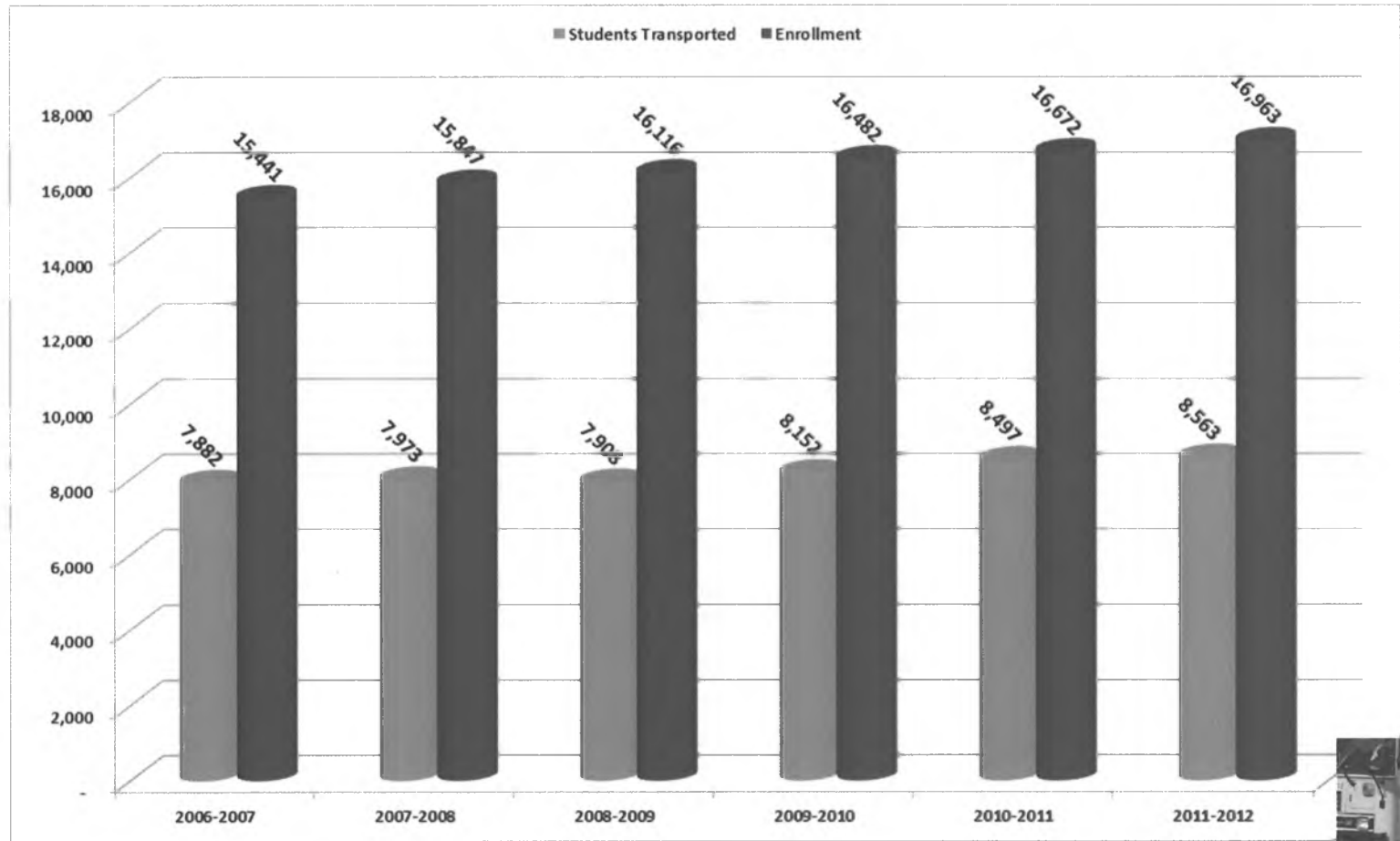




Supporting Information

Senate Bill 182 Testimony

Average Students Transported Versus Enrollment



Description	2006-2007	2007-2008	2008-2009	2009-2010	2010-2011	2011-2012
Students Transported	7,882	7,973	7,908	8,152	8,497	8,563
Enrollment	15,441	15,847	16,116	16,482	16,672	16,963

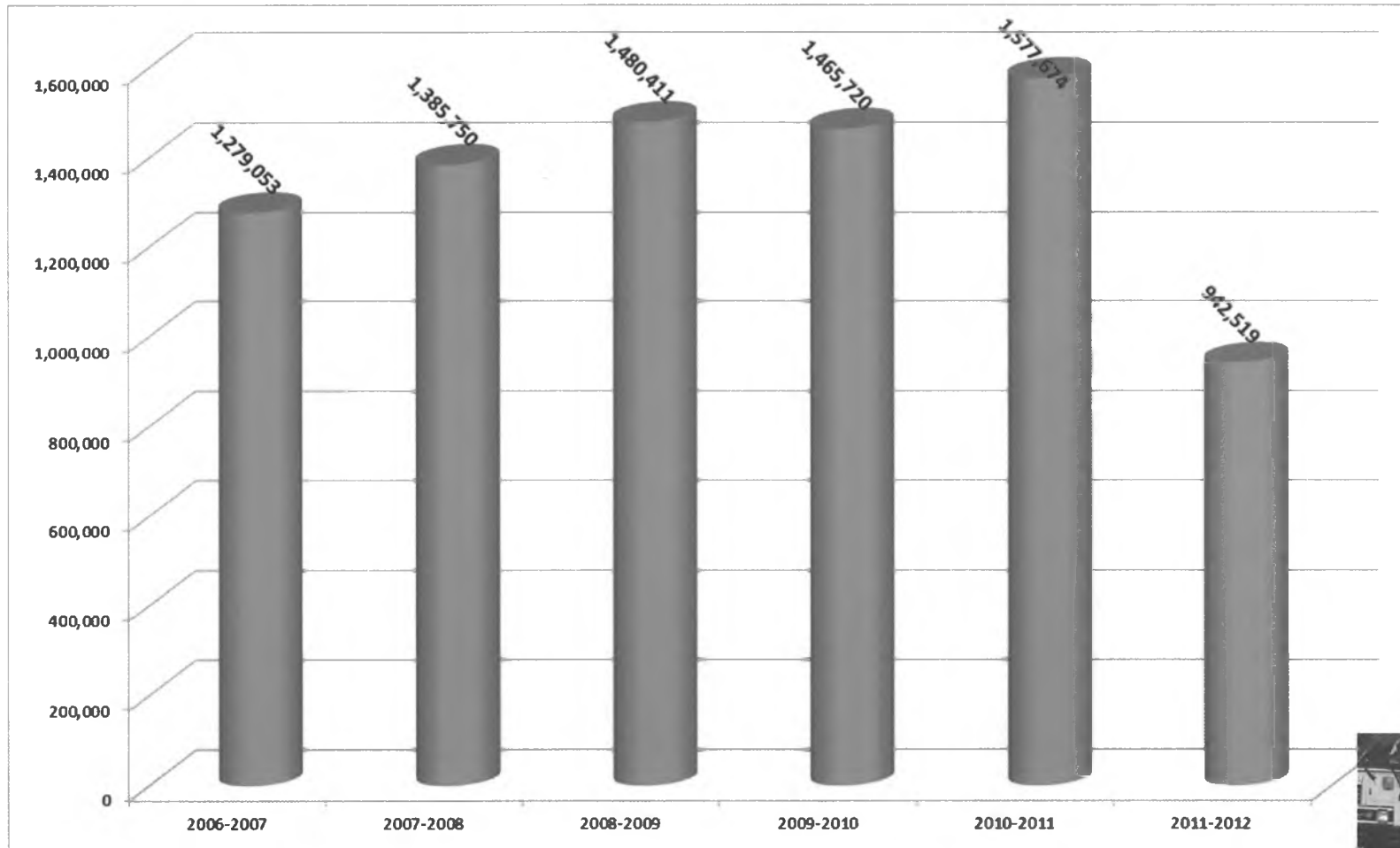




Supporting Information

Senate Bill 182 Testimony

Mileage Year To Date



Description	2006-2007	2007-2008	2008-2009	2009-2010	2010-2011	2011-2012
Mileage	1,279,053	1,385,750	1,480,411	1,465,720	1,577,674	942,519

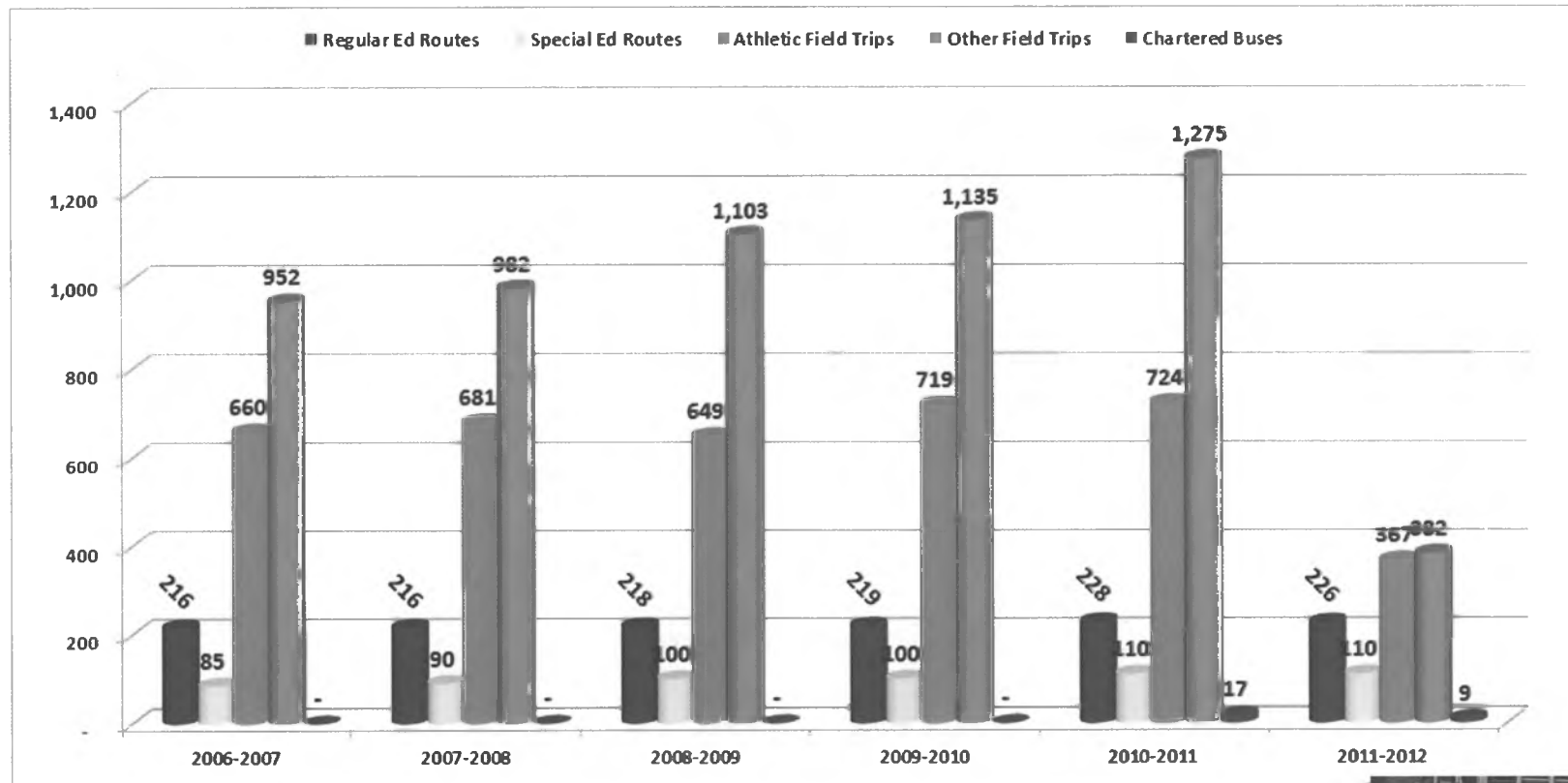




Supporting Information

Senate Bill 182 Testimony

Number/Type Of Routes - Averages



Description	2006-2007	2007-2008	2008-2009	2009-2010	2010-2011	2011-2012
Regular Ed Routes	216	216	218	219	228	226
Special Ed Routes	85	90	100	100	110	110
Athletic Field Trips	660	681	649	719	724	367
Other Field Trips	952	982	1,103	1,135	1,275	382
Chartered Buses	-	-	-	-	17	9

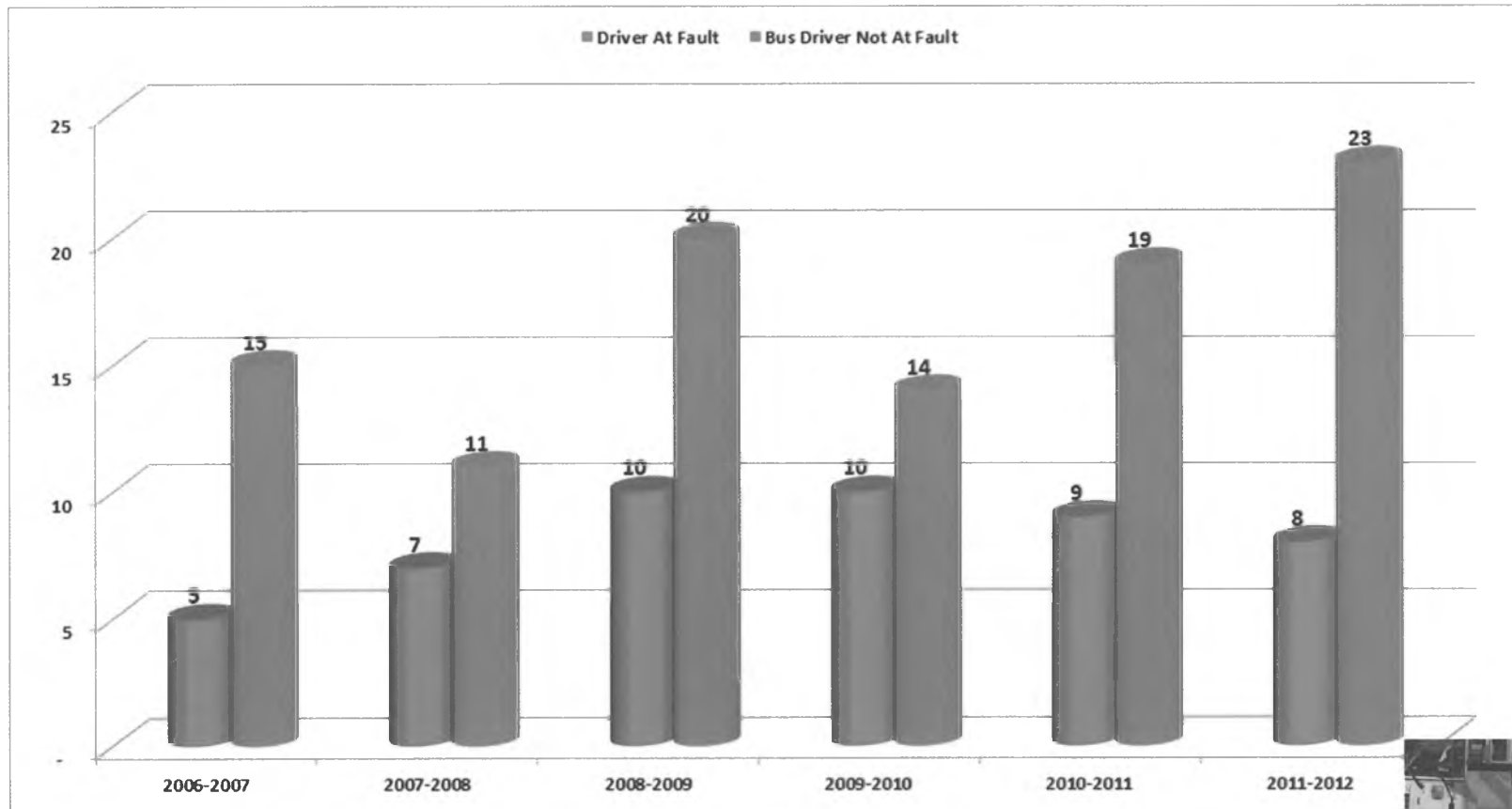




Supporting Information

Senate Bill 182 Testimony

Accident History Year To Date Totals - Fault versus No Fault



Description	2006-2007	2007-2008	2008-2009	2009-2010	2010-2011	2011-2012
Driver At Fault	5	7	10	10	9	8
Bus Driver Not At Fault	15	11	20	14	19	23

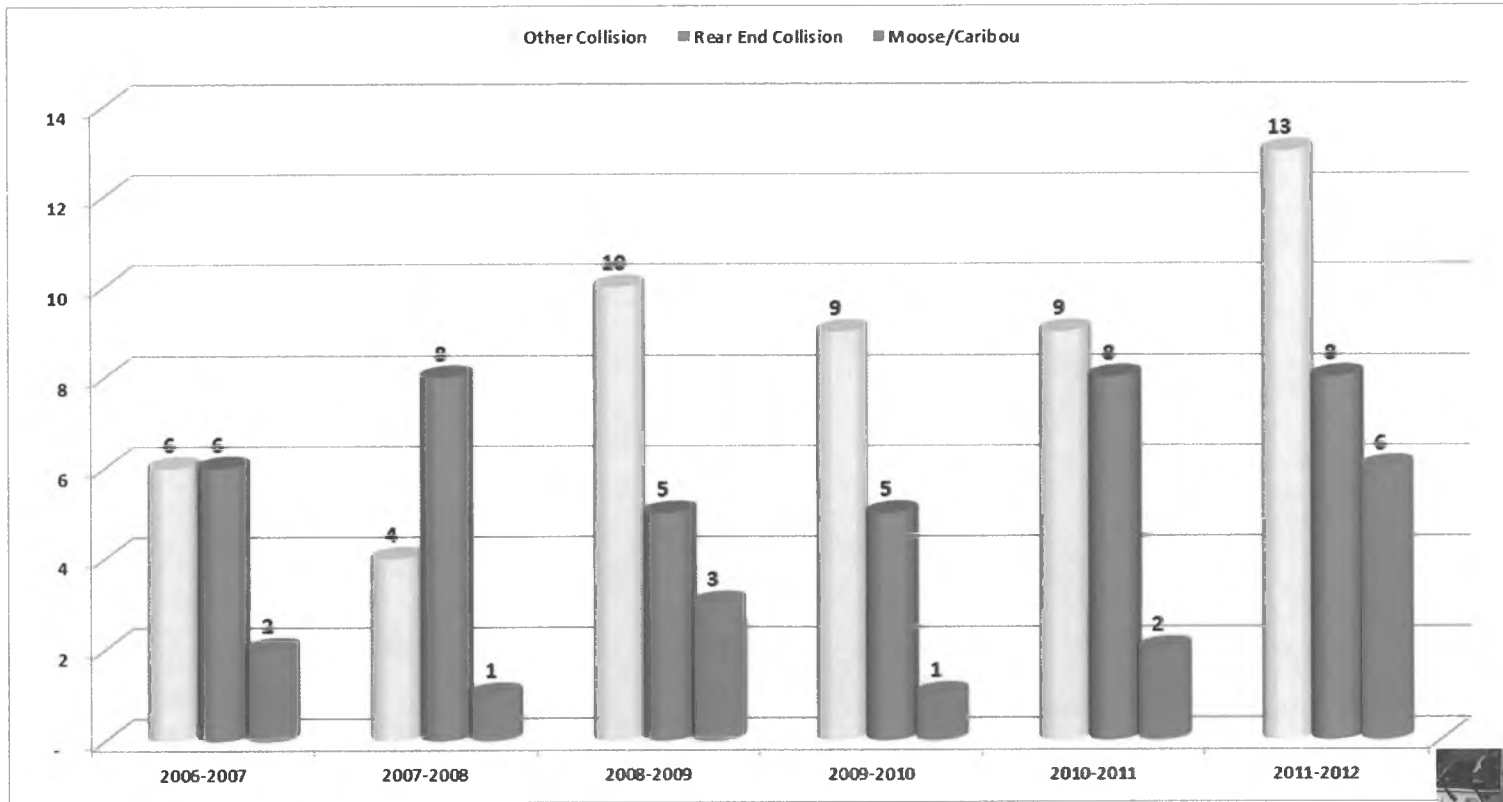




Supporting Information

Senate Bill 182 Testimony

**Accident History Year To Date Totals
Rear End Collision Versus Other Collisions & Moose/Caribou Collisions**



Description	2006-2007	2007-2008	2008-2009	2009-2010	2010-2011	2011-2012
Other Collision	6	4	10	9	9	13
Moose/Caribou	2	1	3	1	2	6
Rear End Collision	6	8	5	5	8	8

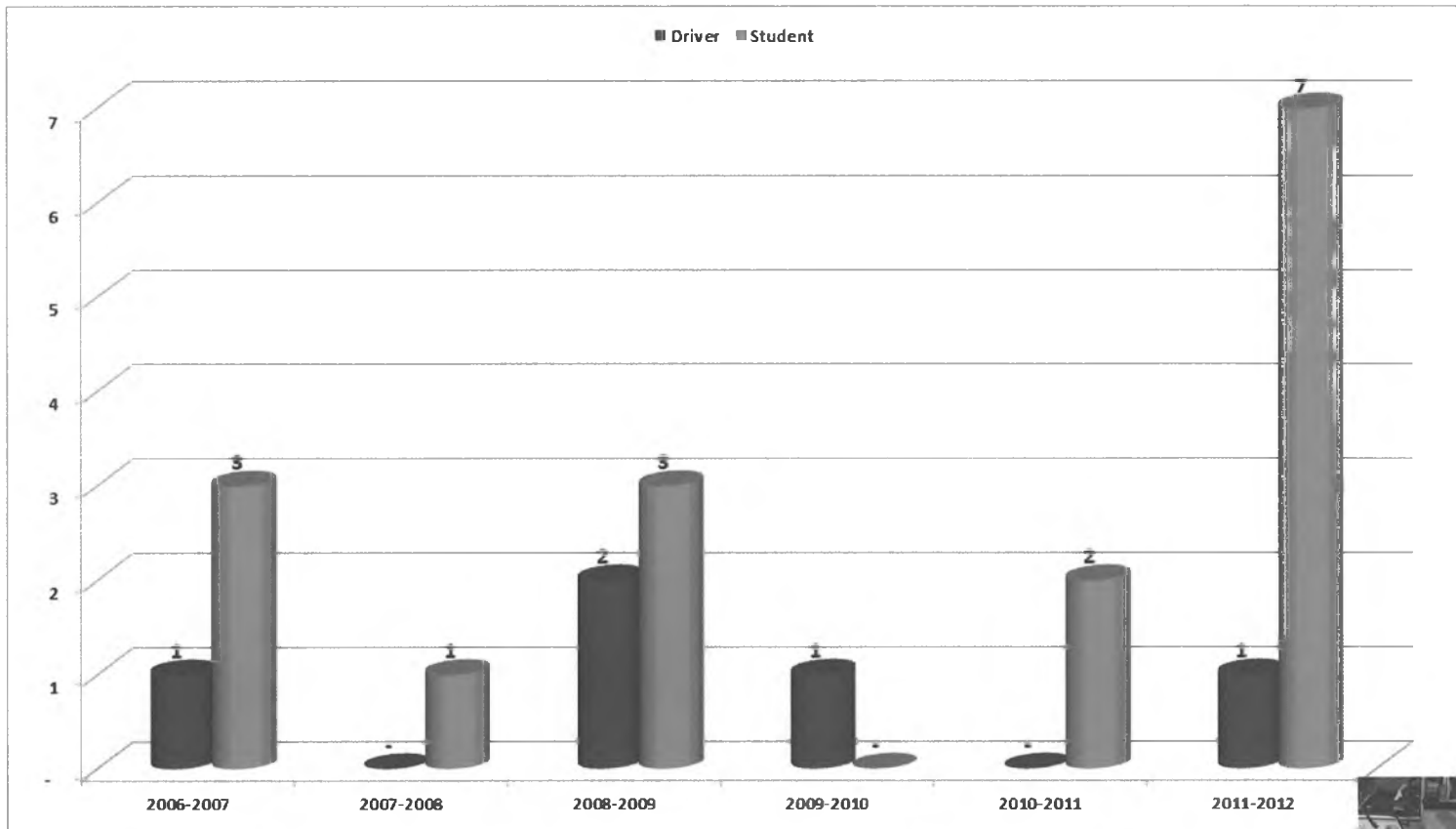




Supporting Information

Senate Bill 182 Testimony

Accident History Year To Date Totals - Injuries Non-Student Versus Student



Description	2006-2007	2007-2008	2008-2009	2009-2010	2010-2011	2011-2012
Driver	1	-	2	1	-	1
Student	3	1	3	-	2	7





Supporting Information

Senate Bill 182 Testimony

Contract Management Tool

Paragraph Reference	Issue Description	Per Contract 13-Apr-11	Month Jan	Penalty	Calculated Amount January	
1	1320.0 A 1 a-b	Missed Route or Used Waived Bus for Route	0	0	125% daily rate	\$0.00
2	1320.0 A1 a-b	Missed Trip	0	0	125% daily rate	\$0.00
3	1320.0 A 1 d	Driver No Proof of Training	0	0	125% daily rate	\$0.00
4	1320.0 A1 e	Consistently Late by 5 Minutes	0	0	125% daily rate	\$0.00
5	1320.0 A2	Late Run 10 Minutes or More	0	7	35% daily rate	\$1,037.89
6	1320.0 A4	Student Left on Bus(For Each 10 Minutes)	0	0	\$1,000	\$0.00
7	1320.0 A5	Accident Not Reported Within 30 Minutes	0	0	\$500	\$0.00
8	1320.0 A5	Every 30 Minutes Accident Goes Unreported	0	0	\$500	\$0.00
9	1320.0 A3	Late Trip Not Reported	0	0	\$100	\$0.00
10	1320.0 A6 a	No Attendant When Required	0	0	\$100	\$0.00
11	1320.0 A6 b	No Dry Run	0	0	\$100	\$0.00
12	1320.0 A6 c	Wrong Equipment (WC< VEST)	0	0	\$100	\$0.00
13	1320.0 A7 a	Not Attending Inservice Meeting	0	0	\$50	\$0.00
14	1320.0 A7 b	More Than 4 Different Drivers in a 4 Week Period	0	0	\$50	\$0.00
15	1320.0 A7c	More Than 4 Different Attendants in a 4 Week Period	0	0	\$50	\$0.00
16	1320.0 A7 d	Operational Personell as Driver or Attendant	0	7	\$50	\$350.00
17	1320.0 A7 f	No 2 Camera SSD Video Recorder More Than 3 Consecutive Days	0	0	\$50	\$0.00
18	1320.0 A7 g	Each Unauthorized Bus Stop	0	0	\$50	\$0.00
19	1320.0 A7 g	Each Unauthorized Route Change	0	0	\$50	\$0.00
20	1320.0 A7 h	Not Attending Mandatory Monthly Meeting	0	0	\$50	\$0.00
21	1320.0 A7 i	No Check Ride in First 30 Days	0	0	\$50	\$0.00
22	1320.0 A7 j	No Check Ride Each Driver Each Semester	0	0	\$50	\$0.00
23	1320.0 A7 k	Radio Unavailable or Not Working	0	0	\$50	\$0.00
24	1320.0 A7 l	Missed Pickup or Dropoff	0	1	\$50	\$50.00
25	1320.0 A7 m	Schedules and Maps Not Updated	0	0	\$50	\$0.00
26	1320.0 A7 n	Dirty Buses 24 Hours After Notification	0	0	\$50	\$0.00
27	1320.0 A7o	No Route or Bus Number Displayed	0	0	\$50	\$0.00
28	1320.0 A7 p	No Employee ID Badge Displayed	0	0	\$50	\$0.00
29	1320.0 A7 q	ID Badge Missing or Unreadable	0	0	\$50	\$0.00
30	1320.0 A7 r	More Than 115 Buses on Same Frequency	115	0	\$50	\$0.00
31	1320.0 A7 s	Regular Student Count Mileage Report 3 Day After End of MO	0	0	\$50	\$0.00
32	1320.0 A7 s	Sped Student Count Mileage Report 3 Day After End of MO	0	0	\$50	\$0.00
33	1320.0 A7 s	Alternative Student Count Mileage Report 3 Day After End of MO	0	0	\$50	\$0.00
34	1320.0 A8	Field Trips More Than 15 Minutes Late	0	3	\$39.82	\$119.46
35	1320.0 A7 e	Critical repair tickets will be repaired within 3 WD	0	0	\$50	\$0.00
36	1320.0 A6 f	Routine repair tickets will be repaired within 7 WD after receipt of parts	0	0	\$50	\$0.00
37	1320.0 A6 g	Failure to fill staff position within 45 working days	0	0	\$50	\$0.00
38	1320.0 A6 d	Correct Number of Regular Education Spare Buses	13	18	\$100	\$1,800.00
39	1320.0 A6 d	Correct Number of Special Education Spare Buses		0	\$100	\$0.00

Jan January
Totals Per Month \$ 3,357.35
Amount Assessed \$ 3,357.35





Supporting Information

Senate Bill 182 Testimony

Other Comments:

- **Increased amount of insurance at the recommendation of attorney and risk management consultant.**
- **Standby buses necessary to ensure that students are not stranded when other buses are involved in an accident or breakdown.**
- **We are a growing district facing significant transportation challenges with no urban support.**



Annual Routes vs.

Individual Field trips

FISCAL NOTE

STATE OF ALASKA cost # codes
 2012 LEGISLATIVE SESSION

Bill Version CSSB182(EDC)
 Fiscal Note Number _____
 Publish Date _____

Identifier (file name) SB182CS-EED-ESS-2-22-12 Dept. Affected Education & Early Development
 Title "An Act amending the amount of state funding provided to school districts for pupil transportation." Appropriation K-12 Support
 Allocation Pupil Transportation
 Sponsor Senate Education Committee
 Requester Senate Finance OMB Component Number 144

Expenditures/Revenues (Thousands of Dollars)

Note: Amounts do not include inflation unless otherwise noted below.

	FY13 Appropriation Requested	Included in Governor's FY13 Request	Out-Year Cost Estimates					
			FY13	FY14	FY15	FY16	FY17	FY18
OPERATING EXPENDITURES								
Personal Services	95.3		95.3	95.3	95.3	95.3	95.3	95.3
Travel								
Services								
Commodities								
Capital Outlay								
Grants, Benefits	10,355.0	62,202.7	12,676.8	15,073.0	17,545.8	20,097.7	22,731.4	
Miscellaneous								
TOTAL OPERATING	10,450.3	62,202.7	12,772.1	15,168.3	17,641.1	20,193.0	22,826.7	

FUND SOURCE (Thousands of Dollars)

1002	Federal Receipts							
1003	GF Match							
1004	GF	10,450.3	62,202.7	12,772.1	15,168.3	17,641.1	20,193.0	22,826.7
1005	GF/Prgm (DGF)							
1037	GF/MH (UGF)							
1178	temp code (UGF)							
TOTAL		10,450.3	62,202.7	12,772.1	15,168.3	17,641.1	20,193.0	22,826.7

POSITIONS

Full-time	1.0		1	1	1	1	1
Part-time							
Temporary							

CHANGE IN REVENUES

--	--	--	--	--	--	--	--

Estimated SUPPLEMENTAL (FY12) operating costs 8,103.3 (separate supplemental appropriation required)
 (discuss reasons and fund source(s) in analysis section)

Estimated CAPITAL (FY13) costs _____ (separate capital appropriation required)
 (discuss reasons and fund source(s) in analysis section)

Why this fiscal note differs from previous version (if initial version, please note as such)

The CS changes the per pupil amounts for 2012 and places those amounts in Sec. 4 The CS adds per pupil amounts for 2013 in Sec. 4. The CS changes the effective date to FY2014 to begin using total district dollars for a funding mechanism at Sec. 1. The CS adds direction on department oversight at Sec 2. (e.) The department has recalculated the annual cost estimates and added a pcn for pupil transportatin program oversight. FY2013 governor's request was corrected to \$62,202.7

Prepared by Elizabeth Nudelman, Director
 Division School Finance & Facilities
 Approved by Mike Hanley
Commissioner

Phone 465-8679
 Date/Time 3/1/12 5:00 PM
 Date 3/1/2012

FISCAL NOTE

STATE OF ALASKA
2012 LEGISLATIVE SESSION

BILL NO. CSSB182(EDC)

Analysis

This bill, CSSB182, amends the amount of funding provided to districts through the pupil transportation funding formula at AS 14.09.010. The current program provides state funding for pupil transportation by assigning each participating district an individual per student factor, and then multiplying the factor by the current annual average daily membership (ADM) to arrive at each districts annual funding. The bill also directs the department to set regulation for oversight and support in achieving safe and cost-effective student transportation.

In section 4 the bill sets new per student rates for FY2012 and FY2013.

In section 1, the bill provides that beginning in FY2014 the funding will be distributed as a total dollar amount per district. The bill sets FY2014 funding at the amount districts will report as their year ended June 30, 2013 audited pupil transportation expenditures.

In section 1 the bill adds an annual Anchorage Consumer Price Index percentage increase each year.

Calculations Overview:

The fiscal note increase of \$8.1 million for FY2012 was calculated by using the new per student amounts in for FY2012 multiplied by FY2012 projected ADM.

The fiscal note increase of \$10.4 million for FY2013 was calculated by using the new per student amounts in for FY2013 multiplied by FY2013 projected ADM.

The fiscal note increase of \$12.7 for FY2014 is calculated by estimating what districts will report as FY2013 expenditures; the FY2013 fiscal note funding was used as an estimate, actual expenditures could be different. Plus, a consumer price index was applied as set out in Section 1.

The fiscal note increases for FY2015 - 2018 were calculated by adding an estimated 3.2% consumer price index increase to the prior year funding.

The fiscal note adds one school finance specialist II position at a range 18 A for a cost of \$95.3. This position is necessary to implement regulations and accountability measures as directed in section 2 part (e) of the bill.

Section 3 repeals the definition for ADM and district ADM in the old law.

The current annual cost of the pupil transportation program is \$62,274.5 for FY2012; under CSSB182 the total program costs are estimated to be:

\$70,377.8	FY2012
\$72,557.6	FY2013
\$74,879.5	FY2014
\$77,275.6	FY2015
\$79,748.5	FY2016
\$82,300.4	FY2017
\$84,934.0	FY2018

School District	Current Per Child Cost	FY12 Preliminary ADM	Projected FY2012 Dollars	CSSB182 FY12 Per Child Cost	FY12 Preliminary ADM	Projected FY2012 CSSB182 Dollars	Difference
Alaska Gateway	\$ 1,658	322	\$ 534,208	\$ 2,081	322	\$ 670,498	\$ 136,290
Aleutian Region	-	31	-	-	31	-	-
Aleutians East Borough	280	227	63,462	311	227	70,488	7,026
Anchorage	407	47,545	19,350,697	435	47,545	20,681,949	1,331,252
Annette Island	65	276	17,921	182	276	50,177	32,256
Bering Strait	48	1,594	76,490	48	1,594	76,490	-
Bristol Bay Borough	2,315	150	346,648	2,672	150	400,105	53,457
Chatham	77	147	11,300	280	147	41,090	29,790
Chugach	-	60	-	-	60	-	-
Copper River	1,468	430	631,754	1,586	430	682,535	50,781
Cordova	294	325	95,403	335	325	108,708	13,305
Craig	281	341	95,793	423	341	144,201	48,408
Delta Greely	1,496	793	1,186,104	1,656	793	1,312,960	126,856
Denali Borough	1,808	230	415,388	1,808	230	415,388	-
Dillingham	1,080	462	499,068	1,218	462	562,838	63,770
Fairbanks N. Star Borough	704	14,004	9,858,534	817	14,004	11,440,941	1,582,407
Galena	255	294	75,047	255	294	75,047	-
Haines Borough	626	300	187,894	626	300	187,894	-
Hoonah	298	114	33,898	298	114	33,898	-
Hydaburg	-	44	-	-	44	-	-
Iditarod Area	188	195	36,604	211	195	41,082	4,478
Juneau Borough	556	4,886	2,716,644	604	4,886	2,951,174	234,530
Kake	204	93	18,890	271	93	25,095	6,205
Kashunamiut	5	312	1,558	5	312	1,558	-
Kenai Peninsula Borough	675	8,149	5,500,393	766	8,149	6,241,927	741,534
Ketchikan Gateway Borough	727	2,102	1,528,227	727	2,102	1,528,227	-
Klawock	223	136	30,295	584	136	79,336	49,041
Kodiak Island Borough	593	2,409	1,428,288	799	2,409	1,924,455	496,167
Kuspuk	654	346	225,957	654	346	225,957	-
Lake and Peninsula Borough	381	309	117,706	384	309	118,633	927
Lower Kuskokwim	209	3,972	830,096	277	3,972	1,100,175	270,079
Lower Yukon	1	1,987	1,987	1	1,987	1,987	-
Mat-Su Borough	768	15,681	12,042,816	910	15,681	14,269,483	2,226,667
Nenana	561	196	109,984	587	196	115,081	5,097
Nome	390	674	262,763	621	674	418,399	155,636
North Slope Borough	948	1,599	1,515,947	1,120	1,599	1,790,992	275,045
Northwest Arctic Borough	22	1,803	39,674	25	1,803	45,084	5,410
Pelican	72	18	1,296	72	18	1,296	-
Petersburg	276	427	117,755	374	427	159,567	41,812
Pribilof	-	82	-	-	82	-	-
Saint Mary's	75	181	13,568	193	181	34,914	21,346
Sitka Borough	428	1,281	548,105	428	1,281	548,105	-
Skagway	36	59	2,114	36	59	2,114	-
Southeast Island	1,101	164	180,344	1,155	164	189,189	8,845
Southwest Region	598	633	378,594	598	633	378,594	-
Tanana	478	34	16,252	478	34	16,252	-
Unalaska	648	414	268,013	648	414	268,013	-
Valdez	666	676	449,883	735	676	496,493	46,610
Wrangell	596	312	185,833	701	312	218,572	32,739
Yakutat	723	105	75,843	744	105	78,046	2,203
Yukon Flats	251	256	64,193	264	256	67,518	3,325
Yukon Koyukuk	299	282	84,378	299	282	84,378	-
Yup'it	2	448	896	2	448	896	-
Totals	26,514	117,901	\$ 62,274,505	30,304	117,901	\$ 70,377,799	\$ 8,103,294

School District	FY13			Projected FY2013 Dollars	CSSB182 FY13 Per Child Cost	FY13 Preliminary ADM	Projected FY2013 CSSB182 Dollars	Difference
	Current Per Child Cost	Preliminary ADM	Projected FY2013 Dollars					
Alaska Gateway	\$ 1,658	343	\$ 568,694	\$ 2,148	343	\$ 736,764	\$ 168,070	
Aleutian Region	-	30	-	-	30	-	-	
Aleutians East Borough	280	228	63,840	321	228	73,188	9,348	
Anchorage	407	47,682	19,406,574	449	47,682	21,409,218	2,002,644	
Annette Island	65	252	16,406	188	252	47,451	31,045	
Bering Strait	48	1,620	77,760	50	1,620	81,000	3,240	
Bristol Bay Borough	2,315	145	335,675	2,758	145	399,910	64,235	
Chatham	77	156	12,012	289	156	45,084	33,072	
Chugach	-	63	-	-	63	-	-	
Copper River	1,468	431	632,341	1,637	431	705,138	72,797	
Cordova	294	323	94,962	346	323	111,758	16,796	
Craig	281	326	91,606	437	326	142,462	50,856	
Delta Greely	1,496	791	1,183,336	1,709	791	1,351,819	168,483	
Denali Borough	1,808	225	406,800	1,866	225	419,850	13,050	
Dillingham	1,080	450	486,000	1,257	450	565,650	79,650	
Fairbanks N. Star Borough	704	14,091	9,920,064	843	14,091	11,878,713	1,958,649	
Galena	255	304	77,520	263	304	79,952	2,432	
Haines Borough	626	283	177,158	646	283	182,818	5,660	
Hoonah	298	114	33,972	308	114	35,112	1,140	
Hydaburg	-	47	-	-	47	-	-	
Iditarod Area	188	203	38,164	218	203	44,254	6,090	
Juneau Borough	556	4,908	2,728,848	623	4,908	3,057,684	328,836	
Kake	204	97	19,706	280	97	27,048	7,342	
Kashunamiut	5	316	1,578	5	316	1,578	-	
Kenai Peninsula Borough	675	8,093	5,462,775	791	8,093	6,401,563	938,788	
Ketchikan Gateway Borough	727	2,043	1,485,261	750	2,043	1,532,250	46,989	
Klawock	223	126	28,098	603	126	75,978	47,880	
Kodiak Island Borough	593	2,401	1,423,793	825	2,401	1,980,825	557,032	
Kuspuk	654	339	221,706	675	339	228,825	7,119	
Lake and Peninsula Borough	381	310	118,205	396	310	122,859	4,654	
Lower Kuskokwim	209	3,972	830,148	286	3,972	1,135,992	305,844	
Lower Yukon	1	2,022	2,022	1	2,022	2,022	-	
Mat-Su Borough	768	15,563	11,952,384	939	15,563	14,613,657	2,661,273	
Nenana	561	201	112,761	606	201	121,806	9,045	
Nome	390	715	278,850	641	715	458,315	179,465	
North Slope Borough	948	1,577	1,494,996	1,156	1,577	1,823,012	328,016	
Northwest Arctic Borough	22	1,921	42,262	26	1,921	49,946	7,684	
Pelican	72	11	792	74	11	814	22	
Petersburg	276	435	120,060	386	435	167,910	47,850	
Pribilof	-	81	-	-	81	-	-	
Saint Mary's	75	175	13,125	199	175	34,825	21,700	
Sitka Borough	428	1,280	547,840	442	1,280	565,760	17,920	
Skagway	36	63	2,268	37	63	2,331	63	
Southeast Island	1,101	164	180,399	1,192	164	195,309	14,910	
Southwest Region	598	635	379,461	617	635	391,517	12,056	
Tanana	478	35	16,730	493	35	17,255	525	
Unalaska	648	420	272,160	669	420	280,980	8,820	
Valdez	666	665	442,890	759	665	504,735	61,845	
Wrangell	596	312	185,952	723	312	225,576	39,624	
Yakutat	723	94	67,962	768	94	72,192	4,230	
Yukon Flats	251	263	66,013	272	263	71,536	5,523	
Yukon Koyukuk	299	267	79,833	309	267	82,503	2,670	
Yupit	2	452	904	2	452	904	-	
Totals	26,514	118,062	\$ 62,202,666	\$ 31,278	118,062	\$ 72,557,648	\$ 10,354,982	

State of Alaska Department of Education & Early Development

CSSBI82 Pupil Transportation - FY2014 - Per CSSBI82 Program no longer based on per student, based on total dollars districts spend in FY2014 to district.

Prepared 2/29/2012

Current estimate for FY2014

0.032

School District	Current estimate for FY2014			0.032			Difference
	Current Per Child Cost	FY13 Preliminary ADM	Projected FY2013 Dollars	Estimate for June 30, 2013. Based on fiscal note dollars from FY2013. This amount will be dependent on how much districts spend. Actual may be different.	Annual CPI. Estimated at most recent January 2012 of 3.2%	Total Projected FY2014 CSSBI82 Dollars	
Alaska Gateway	\$ 1,658	343	\$ 568,694	\$ 736,764	23,576	\$ 760,340	\$ 191,646
Aleutian Region	-	30	-	-	-	-	-
Aleutians East Borough	280	228	63,840	73,188	2,342	75,530	11,690
Anchorage	407	47,682	19,406,574	21,409,218	685,095	22,094,313	2,687,739
Annette Island	65	252	16,406	47,451	1,518	48,969	32,563
Bering Strait	48	1,620	77,760	81,000	2,592	83,592	5,832
Bristol Bay Borough	2,315	145	335,675	399,910	12,797	412,707	77,032
Chatham	77	156	12,012	45,084	1,443	46,527	34,515
Chugach	-	63	-	-	-	-	-
Copper River	1,468	431	632,341	705,138	22,564	727,702	95,361
Cordova	294	323	94,962	111,758	3,576	115,334	20,372
Craig	281	326	91,606	142,462	4,559	147,021	55,415
Delta Greely	1,496	791	1,183,336	1,351,819	43,258	1,395,077	211,741
Denali Borough	1,808	225	406,800	419,850	13,435	433,285	26,485
Dillingham	1,080	450	486,000	565,650	18,101	583,751	97,751
Fairbanks N. Star Borough	704	14,091	9,920,064	11,878,713	380,119	12,258,832	2,338,768
Galena	255	304	77,520	79,952	2,558	82,510	4,990
Haines Borough	626	283	177,158	182,818	5,850	188,668	11,510
Hoonah	298	114	33,972	35,112	1,124	36,236	2,264
Hydaburg	-	47	-	-	-	-	-
Iditarod Area	188	203	38,164	44,254	1,416	45,670	7,506
Juneau Borough	556	4,908	2,728,848	3,057,684	97,846	3,155,530	426,682
Kake	204	97	19,706	27,048	866	27,914	8,208
Kashunamiut	5	316	1,578	1,578	50	1,628	50
Kenai Peninsula Borough	675	8,093	5,462,775	6,401,563	204,850	6,606,413	1,143,638
Ketchikan Gateway Borough	727	2,043	1,485,261	1,532,250	49,032	1,581,282	96,021
Klawock	223	126	28,098	75,978	2,431	78,409	50,311
Kodiak Island Borough	593	2,401	1,423,793	1,980,825	63,386	2,044,211	620,418
Kuspuk	654	339	221,706	228,825	7,322	236,147	14,441
Lake and Peninsula Borough	381	310	118,205	122,859	3,931	126,790	8,585
Lower Kuskokwim	209	3,972	830,148	1,135,992	36,352	1,172,344	342,196
Lower Yukon	1	2,022	2,022	2,022	65	2,087	65
Mat-Su Borough	768	15,563	11,952,384	14,613,657	467,637	15,081,294	3,128,910
Nenana	561	201	112,761	121,806	3,898	125,704	12,943
Nome	390	715	278,850	458,315	14,666	472,981	194,131
North Slope Borough	948	1,577	1,494,996	1,823,012	58,336	1,881,348	386,352
Northwest Arctic Borough	22	1,921	42,262	49,946	1,598	51,544	9,282
Pelican	72	11	792	814	26	840	48
Petersburg	276	435	120,060	167,910	5,373	173,283	53,223
Pribilof	-	81	-	-	-	-	-
Saint Mary's	75	175	13,125	34,825	1,114	35,939	22,814
Sitka Borough	428	1,280	547,840	565,760	18,104	583,864	36,024
Skagway	36	63	2,268	2,331	75	2,406	138
Southeast Island	1,101	164	180,399	195,309	6,250	201,559	21,160
Southwest Region	598	635	379,461	391,517	12,529	404,046	24,585
Tanana	478	35	16,730	17,255	552	17,807	1,077
Unalaska	648	420	272,160	280,980	8,991	289,971	17,811
Valdez	666	665	442,890	504,735	16,152	520,887	77,997
Wrangell	596	312	185,952	225,576	7,218	232,794	46,842
Yakutat	723	94	67,962	72,192	2,310	74,502	6,540
Yukon Flats	251	263	66,013	71,536	2,289	73,825	7,812
Yukon Koyukuk	299	267	79,833	82,503	2,640	85,143	5,310
Yupitit	2	452	904	904	29	933	29
Totals	26,514	118,062	\$ 62,202,666	\$ 72,557,648	2,321,845	\$ 74,879,493	\$ 12,676,827

State of Alaska Department of Education & Early Development

CSSB 182 Pupil Transportation - FY2015, 2016, 2017, 2018 Out-Year cost adjusts by CPI estimated at 3.2%

Prepared 2/29/2012

1.032

School District	Current Law Formula Dollars (Projected FY2013 Dollars)	Projected FY2015	Projected FY2016 (**End of Railbelt five year contracts)	Projected FY2017	Projected FY2018
Alaska Gateway	\$ 568,694	784,671	809,781	\$ 835,694	\$ 862,436
Aleutian Region	-	-	-	-	-
Aleutians East Borough	63,840	77,947	80,441	83,015	85,672
Anchorage	19,406,574	22,801,331	23,530,974	24,283,965	25,061,052
Annette Island	16,406	50,536	52,154	53,823	55,545
Bering Strait	77,760	86,267	89,027	91,876	94,816
Bristol Bay Borough	335,675	425,914	439,543	453,608	468,124
Chatham	12,012	48,016	49,552	51,138	52,774
Chugach	-	-	-	-	-
Copper River	632,341	750,989	775,021	799,821	825,415
Cordova	94,962	119,025	122,834	126,764	130,821
Craig	91,606	151,725	156,581	161,591	166,762
Delta Greely	1,183,336	1,439,720	1,485,791	1,533,336	1,582,403
Denali Borough	406,800	447,150	461,459	476,226	491,465
Dillingham	486,000	602,431	621,709	641,603	662,135
Fairbanks N. Star Borough	9,920,064	12,651,114	13,055,950	13,473,740	13,904,900
Galena	77,520	85,151	87,876	90,688	93,590
Haines Borough	177,158	194,706	200,936	207,366	214,002
Hoonah	33,972	37,395	38,592	39,827	41,101
Hydaburg	-	-	-	-	-
Iditarod Area	38,164	47,132	48,640	50,196	51,803
Juneau Borough	2,728,848	3,256,507	3,360,715	3,468,258	3,579,242
Kenai Peninsula Borough	5,462,775	6,817,818	7,035,988	7,261,140	7,493,497
Ketchikan Gateway Borough	1,485,261	1,631,883	1,684,103	1,737,995	1,793,610
Klawock	28,098	80,918	83,508	86,180	88,938
Kodiak Island Borough	1,423,793	2,109,626	2,177,134	2,246,802	2,318,700
Kuspuk	221,706	243,704	251,503	259,551	267,856
Lake and Peninsula Borough	118,205	130,848	135,035	139,356	143,815
Lower Kuskokwim	830,148	1,209,859	1,248,574	1,288,529	1,329,762
Lower Yukon	2,022	2,153	2,222	2,294	2,367
Mat-Su Borough	11,952,384	15,563,895	16,061,940	16,575,922	17,106,352
Nenana	112,761	129,726	133,878	138,162	142,583
Nome	278,850	488,116	503,736	519,856	536,491
North Slope Borough	1,494,996	1,941,552	2,003,681	2,067,799	2,133,969
Northwest Arctic Borough	42,262	53,194	54,896	56,653	58,465
Pelican	792	867	895	923	953
Petersburg	120,060	178,828	184,551	190,456	196,551
Pribilof	-	-	-	-	-
Saint Mary's	13,125	37,089	38,276	39,501	40,765
Sitka Borough	547,840	602,548	621,830	641,728	662,263
Skagway	2,268	2,483	2,562	2,644	2,729
Southeast Island	180,399	208,009	214,665	221,534	228,623
Southwest Region	379,461	416,975	430,318	444,088	458,299
Tanana	16,730	18,377	18,965	19,572	20,198
Unalaska	272,160	299,250	308,826	318,709	328,908
Valdez	442,890	537,555	554,757	572,509	590,829
Wrangell	185,952	240,244	247,932	255,865	264,053
Yakutat	67,962	76,886	79,347	81,886	84,506
Yukon Flats	66,013	76,188	78,626	81,142	83,738
Yukon Koyukuk	79,833	87,868	90,679	93,581	96,576
Yupit	904	963	994	1,025	1,058
Totals	\$ 62,202,666	\$ 77,275,637	\$ 79,748,457	\$ 82,300,407	\$ 84,934,021
Difference from current law, per year, fiscal note impact		\$ 15,072,971	\$ 17,545,791	\$ 20,097,741	\$ 22,731,355