

SB

8

<TARGET><BILL>SB 8</BILL><SUBJECT>SB
8</SUBJECT><COMM>HHSS27</COMM></TARGET>

Alaska State Legislature

Interim: (May - Dec.)
716 W. 4th Ave
Anchorage, AK 99501
Phone: (907) 269-0144
Fax: (907) 269-0148



Session: (Jan. - May)
State Capitol, Suite 30
Juneau, AK 99801-1182
Phone: (907) 465-3822
Fax: (907) 465-3756
Toll free: (800) 770-3822

Senator Bettye Davis@legis.state.ak.us
http://www.akdemocrats.org

Office of Senator Bettye Davis

March 22, 2012

Representative Wes Keller, Chair
House Health & Social Services Committee

RE: Request for hearing SB 8, "An Act relating to questionnaires and surveys administered in public schools."

Dear Representative Keller,

Senator Davis respectfully requests a hearing on SB 8 in the House Health & Social Services Committee.

Included in this hearing package are the following:

1. Sponsor Statement
2. Current version of SB 8
3. Sectional Summary
4. Fiscal Notes
5. Supportive Documents

This information is provided both electronically and by paper copy.

I anticipate in-person and teleconference testimony.

Please let me know if you require additional information.

Sincerely,

Thomas S. Obermeyer
Legislative Assistant
465-3762

Alaska State Legislature

Interim: (May - Dec.)
716 W. 4th Ave
Anchorage, AK 99501
Phone: (907) 269-0144
Fax: (907) 269-0148



Session: (Jan. - May)
State Capitol, Suite 30
Juneau, AK 99801-1182
Phone: (907) 465-3822
Fax: (907) 465-3756
Toll free: (800) 770-3822

Senator_Betty_Davis@legis.state.ak.us
<http://www.akdemocrats.org>

Senator Bettye Davis

SB 8 - "An Act relating to questionnaires and surveys administered in the public schools."

SPONSOR STATEMENT

The purpose of SB 8 is to increase participation in the completely voluntary and anonymous national biennial Youth Risk Behavior Survey (YRBS) in order to meet the minimum 60% participation level required by the Centers for Disease Control (CDC) for the results to be validated and published along with other states. There have been years when the state has not met minimum participation levels with great effort and expense. Failure to obtain survey information adversely affects the ability of educators, planners, policy makers, parents, and students to understand and address high risk behaviors and important health and social issues that affect students' happiness and success in the future.

To help achieve this objective SB 8 returns the parental consent requirement for the YRBS to passive consent from active consent, that is, from written to implied consent, unless parents deny permission in writing. Under SB 8 parents are given more detailed notice at least two weeks in advance of the survey by U.S. mail, or home delivery; and they also are given the opportunity to review the entire survey at the school or the district's web site and to obtain a form from the district with return envelope to deny permission in writing. Students personally are given the opportunity to opt out of the entire survey at any time or refuse to answer certain questions. If students do participate, absolute privacy and anonymity are maintained by strict administrative procedures and the return of individual surveys in private and secure sealed envelopes to CDC.

Parents who do not want their children to participate usually notify the school immediately at registration in the beginning of the school year, or after notice and before the YRBS is given early in the spring semester. Failure of parents to return written consent forms in the past has been found often to be the result of lack of attention and student diligence in returning forms rather than refusal. Since the biennial survey is only given to a representative number of the 53 Alaska School Districts and only to a representative sampling of high school classes, many parents and students will never be involved with the survey.

The Youth Risk Behavior Survey helps guide and evaluate important health and prevention programs in both the public and private sectors. Local, state, and federal officials, schools, state and federal agencies, public and private grant programs, and nonprofit health organizations rely on these surveys to educate, allocate resources, and compare trends concerning safe behaviors. These include injury prevention, tobacco prevention and control, obesity prevention, diabetes, heart disease, and stroke prevention, safe and drug free schools, substance abuse prevention, violence and suicide prevention, HIV and STD prevention, and connectedness to teachers, parents and other adults.

In short, SB 8 simply makes it easier to obtain information on youth risk behaviors without violating students' or parents' rights to privacy, nor diminishing the ability of parents to supervise their children. At the same time SB 8 increases parental notice with ample opportunity, instructions, and forms to opt out.

LEGAL SERVICES

DIVISION OF LEGAL AND RESEARCH SERVICES
LEGISLATIVE AFFAIRS AGENCY
STATE OF ALASKA

(907) 465-3867 or 465-2450
FAX (907) 465-2029
Mail Stop 3101


State Capitol
Juneau, Alaska 99801-1182
Deliveries to: 129 6th St., Rm. 329

MEMORANDUM

February 23, 2012

SUBJECT: Revised sectional summary (SB 8; Work Order No. 27-LS0084\A)

TO: Senator Bettye Davis
Chair of the Senate Health and Social Services Committee
Attn: Thomas Obermeyer

FROM: Jean M. Mischel
Legislative Counsel 

You have requested a sectional summary of the above-described bill.

As a preliminary matter, note that a sectional summary of a bill should not be considered an authoritative interpretation of the bill and the bill itself is the best statement of its contents. If you would like an interpretation of the bill as it may apply to a particular set of circumstances, please advise.

Section 1. Adds an exception for the Youth Risk Behavior Survey (YRBS) to the written permission requirement for student surveys.

Section 2. Provides detailed written notice requirements for all student surveys, including YRBS.

Section 3. Allows a student to refuse to answer specific questions and provides a process for a parent to deny permission for a student to take a survey.

Section 4. Provides an exception to written permission for YRBS and a minimum two week notice provision that is consistent with the requirements in sec. 2.

JMM:ljw
12-162.ljw

FISCAL NOTE

STATE OF ALASKA cost # codes
 2012 LEGISLATIVE SESSION

Bill Version SB008
 Fiscal Note Number _____
 Publish Date _____

Identifier (file name) SB008-EED-TLS-12-6-11 Dept. Affected Education and Early Development
 Title "An Act relating to questionnaires and surveys Appropriation Teaching and Learning Support
administered in public schools." Allocation Student and School Achievement
 Sponsor Senator Davis
 Requester House Education Committee OMB Component Number 2796

Expenditures/Revenues (Thousands of Dollars)

Note: Amounts do not include inflation unless otherwise noted below.

	FY13 Appropriation Requested	Included in Governor's FY13 Request	Out-Year Cost Estimates				
			FY14	FY15	FY16	FY17	FY18
OPERATING EXPENDITURES	FY13	FY13	FY14	FY15	FY16	FY17	FY18
Personal Services							
Travel							
Services							
Commodities							
Capital Outlay							
Grants, Benefits	0.0		0.0	0.0	0.0	0.0	0.0
Miscellaneous							
TOTAL OPERATING	0.0	0.0	0.0	0.0	0.0	0.0	0.0

FUND SOURCE		(Thousands of Dollars)					
1002	Federal Receipts						
1003	GF Match						
1004	GF	0.0		0.0	0.0	0.0	0.0
1005	GF/Prgm (DGF)						
1037	GF/MH (UGF)						
1178	temp code (UGF)						
TOTAL		0.0	0.0	0.0	0.0	0.0	0.0

POSITIONS							
Full-time							
Part-time							
Temporary							

CHANGE IN REVENUES							
--------------------	--	--	--	--	--	--	--

Estimated SUPPLEMENTAL (FY12) operating costs _____ (separate supplemental appropriation required)
 (discuss reasons and fund source(s) in analysis section)

Estimated CAPITAL (FY13) costs _____ (separate capital appropriation required)
 (discuss reasons and fund source(s) in analysis section)

Why this fiscal note differs from previous version (if initial version, please note as such)

Initial FY13 fiscal note.

Prepared by Cynthia Curran, Director
 Division Teaching and Learning Support
 Approved by Mike Hanley
Commissioner

Phone 465-2857
 Date/Time 12/6/11 8:16 AM
 Date 12/6/2011

FISCAL NOTE

STATE OF ALASKA
2012 LEGISLATIVE SESSION

BILL NO. SB008

Analysis

This legislation has no fiscal impact on the Department of Education and Early Development.

This bill would return the administration of the Youth Risk Behavior Survey (YRBS) to passive parental consent from active parental consent.

FISCAL NOTE

STATE OF ALASKA cost # codes
2012 LEGISLATIVE SESSION

Bill Version SB008
 Fiscal Note Number _____
 Publish Date _____

Identifier (file name) SB008-DHSS-DPH-CDPHP-12-16-11 Dept. Affected Health and Social Services
 Title Student Questionnaires and Surveys Appropriation Public Health
 Allocation Chronic Disease Prevention and Health Promotion
 Sponsor Sen. Davis
 Requester House EDC Committee OMB Component Number 2818

Expenditures/Revenues (Thousands of Dollars)

Note: Amounts do not include inflation unless otherwise noted below.

	FY13 Appropriation Requested	Included in Governor's FY13 Request	Out-Year Cost Estimates				
			FY14	FY15	FY16	FY17	FY18
OPERATING EXPENDITURES	FY13	FY13	FY14	FY15	FY16	FY17	FY18
Personal Services							
Travel							
Services							
Commodities							
Capital Outlay							
Grants, Benefits							
Miscellaneous							
TOTAL OPERATING	0.0	0.0	0.0	0.0	0.0	0.0	0.0

FUND SOURCE		(Thousands of Dollars)					
1002	Federal Receipts						
1003	GF Match						
1004	GF						
1005	GF/Prgm (DGF)						
1037	GF/MH (UGF)						
1178	temp code (UGF)						
TOTAL		0.0	0.0	0.0	0.0	0.0	0.0

POSITIONS							
Full-time							
Part-time							
Temporary							

CHANGE IN REVENUES							

Estimated SUPPLEMENTAL (FY12) operating costs _____ (separate supplemental appropriation required;
 (discuss reasons and fund source(s) in analysis section)

Estimated CAPITAL (FY13) costs _____ (separate capital appropriation required);
 (discuss reasons and fund source(s) in analysis section)

Why this fiscal note differs from previous version (if initial version, please note as such)

Updated fiscal note to reflect current fiscal year.

Prepared by Ward Hurlburt, MD, MPH - Chief Medical Officer/Director
 Division Public Health
 Approved by Nancy Rolfzen, Assistant Commissioner
DHSS Finance & Management Services

Phone 269-6680
 Date/Time 12/15/11 12:00 AM
 Date 12/16/2011

FISCAL NOTE


STATE OF ALASKA
2012 LEGISLATIVE SESSION

BILL NO. SB008

Analysis

This legislation removes the requirement that a student's parent or legal guardian must provide written permission before a student can participate in the Youth Risk Behavior Survey. It requires the school district to provide notice of the survey and give the parent or legal guardian the opportunity to deny permission.

There is no fiscal impact on the Department of Health and Social Services.



February 24, 2011

Senator Bettye Davis
Alaska Senate Education Committee
Alaska State Senate
State Capitol Room 30
Juneau, Alaska 99801

Dear Senator Davis and Members of the Senate Education Committee:

The Leadership Team of Anchorage United for Youth requests your support for Senate Bill 8, "*An Act relating to questionnaires and surveys administered in the public schools.*"

Anchorage United for Youth has been making real headway at addressing the issues that impact Anchorage youth through a coordinated community effort with over 40 non-profit, public and private partners committed to increasing graduation rates, decreasing youth substance use and reducing juvenile crime rates. Current success with the Anchorage United for Youth plan and its implementation has led to interest from around the state in replicating this effort. Reliable and valid data like that obtained through the Youth Risk Behavior Survey (YRBS) is integral to the success and sustainability of this effort.

Reliable and statistically valid community data is critical to our mission of supporting Anchorage youth. Routine standardized surveys such as the YRBS allow us to track trends over time and help guide and evaluate the important youth programs we implement to keep our youth on track to graduate from high school, avoid delinquency and reject substance use. The YRBS must have a response rate of 60% to make it statistically valid, yet current legislation requires active parental consent which presents significant obstacles and costs to achieving this response rate. Approximately \$90,000 is spent for just one survey cycle in order to provide the incentives necessary to simply get permission slips returned. However, failure to return permission slips is primarily linked to apathy, oversight, and student error, not parental refusal of permission, which averages around 10%.

Senate Bill 8 protects previously legislated parental rights to consent, parental rights to notification, and children's rights to refuse participation. We support Senate Bill 8 because it continues to provide these protections and respects the privacy of families, while removing the obstacles to obtaining this vital data that allows us to track and improve conditions for our youth.


We thank you for your commitment to youth in the state of Alaska and ask for your support of Senate Bill 8.

Sincerely,

Greg Razo, Cook Inlet Region, Inc.
Chair, Anchorage United for Youth Leadership Team

Anchorage United for Youth Leadership Team

Main Office
130 Seward St #209
Juneau, Alaska 99801
Phone: (907) 586-3650
Fax: (907) 463-4493
www.andvsa.org



Pro Bono Office
PO Box 6631
Sitka, Alaska 99835
Phone: (907) 747-7545
Fax: (907)747-7547

February 4, 2011

Senator Bettye Davis
State Capitol, Room 30
Juneau, AK 99801

Re: Letter of Support for SB 8

Dear Senator Davis:

Thank you for introducing SB 8: *An Act Relating to Questionnaires and Surveys Administered in the Public Schools*. The Alaska Network on Domestic Violence & Sexual Assault is committed to prevention efforts and serving victims of violence. This bill can help. SB 8 will provide a valuable tool in our efforts to understand the prevalence and shared risks of youth experiencing violence, while retaining a family's rights to remove their child from participating in the survey and allow a key segment of the student population, often the most vulnerable students, to participate in the survey.

The Centers for Disease Control and Prevention (CDC) Youth Risk Behavioral Survey (YRBS) is used nationally, and within Alaska, to determine risk behaviors among the Alaska high school student population. CDC developed YRBS data is a credible data source that can be compared to national data. This survey covers a broad range of risk behaviors and streamlines information gathering and administering surveys in the schools. However, currently with our opt-in YRBS policies, many communities, and sometimes our state, have struggled to have enough responses to consider the data valid.

This information and data is essential to help educators, health workers, social service agencies, victim service programs, and other allied professionals to better serve our communities. This data helps teachers working on prevention education to determine the best age to teach various skills and health topics in their classrooms. This data also helps organizations seeking resources to advocate for real needs in their communities as well as assisting health practitioners and others to determine how to best approach students with co-occurring risk behaviors.

Within the field of domestic and sexual violence prevention, current YRBS data indicates that in traditional high schools, more than 17% of 12th grade students have experience physical violence in a dating relationship and more than 11.5% have been forced to have sexual intercourse. We also know that in alternative schools, these numbers are 22.6% and 21.9%. While these numbers are staggering, they are incomplete, due to the current opt-out YRBS policies, with many of the most vulnerable students failing to return permission forms.

Member Programs

Anchorage AWAIC, STAR Barrow AWIC Bethel TWC Cordova CFRC Dillingham SAFE
Fairbanks IAC Homer SPHH Juneau AWARE Kenai LeeShore Center Ketchikan WISH Kodiak KWRCC
Kotzebue MFCC Nome BSWG Sitka SAFV Unalaska USAFV Valdez AVV

This bill is also very timely and in line with Governor Parnell's initiative to end domestic and sexual violence in our state in the next 10 years. One of the key strategies to ending the violence is by focusing on primary prevention efforts that employs various strategies to stop perpetration of violence, *before it ever occurs*. To achieve this, the Governor has brought together a multi-disciplinary group of allied professionals from communities throughout Alaska to look at the current gaps in the data needed to reach our primary prevention goals. SB 8 will help to fill ones of those gaps.

Thank you for bringing forth a bill that will provide a low cost way to better understand the scope of teen dating and sexual violence in Alaska and will assist in strengthening our violence prevention efforts.

Sincerely,

A handwritten signature in black ink, appearing to read "Peggy Brown". The signature is fluid and cursive, with a long horizontal stroke at the end.

Peggy Brown
Executive Director

cc: Lisa Mariotti, Policy Director
Lori Grassgreen, Director of Prevention Projects

(c) Nothing in this section limits the ability of a peace officer, chief administrative officer, or other appropriate person, acting in compliance with local, state, or federal laws, to search a locker or other container provided in a public or private school by the school district. (§ 5 ch 33 SLA 1995)

Sec. 14.03.110. Questionnaires and surveys administered in public schools.

(a) A school district, principal or other person in charge of a public school, or teacher in a public school may not administer or permit to be administered in a school a questionnaire or survey, whether anonymous or not, that inquires into personal or private family affairs of the student not a matter of public record or subject to public observation unless written permission is obtained from the student's parent or legal guardian.

(b) For an anonymous questionnaire or survey, written permission required under (a) of this section may be obtained annually and is valid until the commencement of the subsequent school year or until the parent or legal guardian who gave permission submits a written withdrawal of permission to the school principal. The school shall provide each student's parent or legal guardian at least two weeks' notice before administering a questionnaire or survey described under this subsection.

(c) If a school administers to a student a questionnaire or survey that is not anonymous, the school shall obtain the written permission required under (a) of this section from the student's parent or legal guardian at least two weeks before the questionnaire or survey is administered.

(d) The school shall give a student's parent or guardian an opportunity to review the questionnaire or survey described under (b) or (c) of this section and shall give the parent or guardian written notice regarding

- (1) how the questionnaire or survey will be administered to the student;
- (2) how the results of the survey or questionnaire will be used; and
- (3) who will have access to the questionnaire or survey.

(e) A student may refuse to participate in a questionnaire or survey administered in a public school. A student's parent or legal guardian may refuse to allow the student to participate in a specified questionnaire or survey.

(f) In this section, "questionnaire or survey" means a list of questions to, or information collected from, a class or group of students. (§ 1 ch 23 SLA 1979; am §§ 1, 2 ch 63 SLA 1999)

Opinions of attorney general. — AS 14.03.110 — Behavior Risk Survey does not impermissibly invade the domain of the student's private 'family' affairs. September 28, 1998 Op. Att'y Gen. (Issued before 1999 amendment to this section.)
As long as survey questions are limited to the student's own activities and the survey does not ask the student questions about parents or other activities occurring within a student's home, the 1997 Youth

Sec. 14.03.115. Access to school records by parent, foster parent, or guardian.

Upon request of a parent, foster parent, or guardian of a child under 18 years of age who is currently or was previously enrolled in a municipal school district or a school district that is a regional educational attendance area, the school district shall provide a copy of the child's record. This section does not apply to

- (1) a record of a child who is an emancipated minor; or
- (2) record information that consists of the child's address if the school district determines that the release of the child's address poses a threat to the health or safety of the child. (§ 1 ch 36 SLA 1999)

Sec. 14.03.120. Education planning; reports. (a) A district shall annually file with the department, and make available to the public, a report that

- (1) establishes district goals and priorities for improving education in the district;
- (2) includes a plan for achieving district goals and priorities; and

2011 Alaska Youth Risk Behavior Survey Results

The Youth Risk Behavior Survey is part of a national surveillance system developed by the Centers for Disease Control and Prevention (CDC) to assist with assessing and addressing the health risks of youth. It is conducted in Alaska every other year by the Department of Education & Early Development and the Department of Health and Social Services in cooperation with public high schools.

In spring 2011, the department surveyed 1,327 students from 40 high schools that were scientifically selected to represent all public high schools (excluding boarding schools, alternative schools, correspondence and home study schools, and correctional schools) in Alaska. These results are representative of Alaska's high school students grades 9-12 in traditional public high schools. At the same time and for the second time, 969 students from 16 alternative high schools (defined as serving high-risk students) in Alaska were surveyed to evaluate and address the health risks of this unique population.

The 2011 Alaska Youth Risk Behavior Survey Results are summarized in the presentations available below. The 2011 data presentations are displayed by gender and grade.

2011 Alaska Youth Risk Behavior Survey Results Presentations

- ✓ **Preliminary 2011 YRBS Highlights (attached)**
- 2011 Alaska Traditional High School YRBS Results (by sex, grade and race)
- 2011 Alaska Alternative High School YRBS Results (by sex, grade and race)

Alaska Youth Risk Behavior Survey

Alaska Youth Risk Behavior Survey Trends 1995-2011

Prevalence of Selected Risk Behaviors for Students in Traditional High Schools (grades 9-12)

1995	1997	1999	2001	2003	2005	2007	2009	2011	Trend from 1995-2011**
Rarely or never wore a seat belt:									
19.5%				15.1%		7.0%	12.1%	8.7%	⊖ Decreasing
Rode with a driver who had been drinking alcohol one or more times:									
31.9%				25.0%		23.5%	21.3%	18.6%	⊖ Decreasing
Carried a weapon on school property on at least one day:									
12.3%				7.1%		8.4%	7.8%	5.7%	⊖ Decreasing
In a physical fight during the past year:									
35.8%				27.1%		29.2%	27.8%	23.7%	⊖ Decreasing
Did not go to school because they felt unsafe at school or on their way to or from school on at least 1 day:									
3.8%				4.1%		5.5%	6.0%	4.7%	No change
Seriously considered attempting suicide:									
23.9%				16.7%		16.5%	13.9%	14.5%	⊖ Decreasing
Attempted suicide one or more times during the past year:									
9.4%				8.1%		10.7%	8.5%	8.7%	No change
Current smoking:									
36.5%				19.2%		17.8%	15.7%	14.1%	⊖ Decreasing
Current smokeless tobacco use:									
15.6%				11.2%		10.4%	13.6%	8.4%	⊖ Decreasing
Current drinking:									
47.5%				38.7%		39.7%	33.2%	28.6%	⊖ Decreasing
Binge drinking:									
31.3%				26.5%		25.8%	21.7%	16.7%	⊖ Decreasing
Current marijuana use:									
28.7%				23.9%		20.5%	22.7%	21.2%	⊖ Decreasing
Ever had sexual intercourse:									
47.2%				39.8%		45.1%	43.5%	38.3%	⊖ Decreasing
Currently sexually active:									
30.5%				27.6%		30.9%	30.4%	25.2%	No change
Had sexual intercourse with 4 or more people:									
17.1%				12.1%		13.4%	11.4%	9.7%	⊖ Decreasing
Used a condom before last sexual intercourse (among students who were sexually active):									
53.7%				62.3%		60.8%	62.2%	59.6%	⊖ Increasing
Percentage of students who were overweight or obese: (Question added in 2003)									
				25.4%		27.3%	26.2%	25.8%	No change
Ate fruits and vegetables 5 or more times per day: (Question added in 2003)									
				16.1%		15.7%	17.2%	21.4%	⊕ Increasing
Drank 1 or more sodas every day in past week:									
						21.8%	20.1%	17.6%	⊖ Decreasing
Attended physical education daily in an average week:									
26.4%				18.2%		17.7%	17.7%	17.4%	⊖ Decreasing

* Data only presented in years when statewide representative data were obtained. ** Statistically significant linear trend



Preliminary 2011 Highlights



www.hss.state.ak.us/dph/chronic/school/YRBS.htm



Alaska Youth Risk Behavior Survey

Alaska's Youth Risk Behavior Survey

The Alaska Youth Risk Behavior Survey (YRBS) is part of an epidemiological surveillance system that was established in 1990 by the Centers for Disease Control and Prevention (CDC) to monitor the prevalence of health-risk behaviors among youth. The survey was first implemented in Alaska in 1995. The YRBS is a biennial, anonymous and voluntary survey of students grades 9 - 12 in public traditional high schools (excluding boarding, correspondence, home study, alternative, and correctional schools). The YRBS is a joint project between the Department of Education & Early Development and the Department of Health and Social Services, in cooperation with the CDC.

The YRBS asks students to self-report on their behaviors in six major areas of health that directly lead to morbidity and mortality in youth and adult populations within our country. These six areas are:

- behaviors that result in unintentional and intentional injuries;
- tobacco use;
- alcohol and other drug use;
- sexual behaviors that can result in human immunodeficiency virus (HIV) infection, other sexually transmitted diseases (STDs) and unintended pregnancies;
- dietary behaviors; and
- physical activity.

In 2009 and 2011, a statewide survey of alternative high schools in Alaska was also implemented.

For more information on the Alaska YRBS go to:
www.hss.state.ak.us/dph/chronic/school/YRBS.htm

2011 Comparison: Alaska Traditional High School and Alternative High School Students**

Traditional High Schools	Alternative High Schools	Alternative students were at*:
Rarely or never wore a seat belt:		
8.7%	11.5%	= Equal risk
Rode with a driver who had been drinking alcohol:		
18.6%	28.1%	⊗ Greater risk
Carried a weapon on school property on at least 1 day:		
5.7%	9.4%	⊗ Greater risk
In a physical fight during the past year:		
23.7%	43.5%	⊗ Greater risk
Did not go to school because they felt unsafe at school or on their way to or from school on at least 1 day:		
4.7%	6.6%	⊗ Greater risk
Seriously considered attempting suicide:		
14.5%	21.2%	⊗ Greater risk
Attempted suicide during the past year:		
8.7%	13.2%	⊗ Greater risk
Current smoking:		
14.1%	47.7%	⊗ Greater risk
Current smokeless tobacco use:		
8.4%	17.4%	⊗ Greater risk
Current drinking:		
28.6%	49.1%	⊗ Greater risk
Binge drinking:		
16.7%	37.9%	⊗ Greater risk
Current marijuana use:		
21.2%	47.6%	⊗ Greater risk
Ever had sexual intercourse:		
38.3%	80.4%	⊗ Greater risk
Currently sexually active:		
25.2%	61.3%	⊗ Greater risk
Used condom before last sexual intercourse:		
59.6%	46.9%	⊗ Greater risk
Percentage of students who were overweight or obese:		
25.8%	32.9%	⊗ Greater risk
Ate fruits and vegetables 5 or more times per day:		
21.4%	22.2%	= Equal risk
Drank 1 or more sodas every day in past week:		
17.6%	30.6%	⊗ Greater risk
Attended physical education daily in an average week:		
17.4%	16.5%	= Equal risk

*Statistically significant difference

**Comparable U.S. 2011 YRBS data were not available at the time of the publication of this preliminary 2011 Highlights report. The final 2011 Highlights report, including U.S. comparison data, will be published in 2012.

Summary of the 2011 Survey Results

On average, in an Alaska high school class of 30 students*:

- 5 - 6 rode (in the past month) with a driver who had been drinking alcohol
- 1 - 2 had carried a weapon to school
- 7 were in a physical fight in the past year
- 2 - 3 attempted suicide in the past year
- 4 smoked cigarettes and 2 - 3 used smokeless tobacco in the past month
- 8 - 9 drank alcohol in the past month
- 5 engaged in binge drinking in the past month
- 6 - 7 used marijuana in the past month
- 11 - 12 had ever had sexual intercourse
- 8 were either overweight or obese
- 16 - 17 were physically active for less than the recommended total of at least 60 minutes per day (on 5 or more days of the past 7 days).

Many students started engaging in risk behaviors before the age of 13:

- 11.1% had smoked a whole cigarette
- 16.9% had consumed their first drink of alcohol
- 10.4% had tried marijuana.

We also know that:

- 23% were bullied at school last year
- 15.3% were cyber-bullied last year
- 12% were physically hurt by a boyfriend or girlfriend in the past year, and
- 9.2% had ever been forced to have unwanted sexual intercourse

Many high school students are still engaging in unhealthy behaviors, increasing their likelihood of being hurt, fatally injured or developing diseases:

- Some of the goals set forth in Healthy Alaskans 2010 have been achieved and health-risk behaviors have been reduced in the following major areas: tobacco use, alcohol and other drug use, violence, and risky sexual behavior.
- Alternative high school students were at significantly greater risk than students in traditional high schools in Alaska for most health-risk behaviors and more likely to have engaged in risky behavior before the age of 13.
- Alternative high school students were more likely than traditional school students to feel that their teachers really cared about them and gave them a lot of encouragement and that their school had clear rules and consequences for behavior.

*Traditional high schools only.

Supporters of Alaska's Youth Risk Behavior Survey

- Alaska Association of School Administrators
- Alaska Association of Secondary School Principals
- Alaska Health Education Consortium
- Alaska Mental Health Board
- Alaska Mental Health Trust Authority
- Alaska Native Tribal Health Consortium
- Alaska Network on Domestic Violence and Sexual Assault
- Alaska Parent Teacher Association (PTA)
- Alaska Public Health Association
- Alaska School Nurses Association
- Alaska Tobacco Control Alliance
- All Alaska Pediatric Partnership
- American Cancer Society
- American Heart Association
- American Lung Association
- Association of Alaska School Boards
- Governor's Advisory Board on Alcoholism and Drug Abuse
- United Way of Anchorage
- United Way of Mat-Su
- United Way of Southeast Alaska
- United Way of the Tanana Valley
- And more...



Preliminary 2011 Highlights

2011 ALASKA Youth Risk Behavior Survey

This survey is about health behavior. It has been developed so you can tell us what you do that may affect your health. The information you give will be used to improve health education for young people like yourself.

DO NOT write your name on this survey. The answers you give will be kept private. No one will know what you write. Answer the questions based on what you really do.

Completing the survey is voluntary. Whether or not you answer the questions will not affect your grade in this class. If you are not comfortable answering a question, just leave it blank.

The questions that ask about your background will be used only to describe the types of students completing this survey. The information will not be used to find out your name. No names will ever be reported.

Make sure to read every question. Fill in the ovals completely. When you are finished, follow the instructions of the person giving you the survey.

Thank you very much for your help.

BLANK

REVIEW

Directions

- Use a #2 pencil only.
- Make dark marks.
- Fill in a response like this: A B ● D.
- If you change your answer, erase your old answer completely.

- How old are you?
 - 12 years old or younger
 - 13 years old
 - 14 years old
 - 15 years old
 - 16 years old
 - 17 years old
 - 18 years old
 - 19 years old or older
- What is your sex?
 - Female
 - Male
- In what grade are you?
 - 9th grade
 - 10th grade
 - 11th grade
 - 12th grade
 - Ungraded or other grade
- Are you Hispanic or Latino?
 - Yes
 - No
- What is your race? (Select one or more responses.)
 - American Indian or Alaska Native
 - Asian
 - Black or African American
 - Native Hawaiian or Other Pacific Islander
 - White

- How tall are you without your shoes on?
 Directions: Write your height in the shaded blank boxes. Fill in the matching oval below each number.

Example

Height	
Feet	Inches
5	7
③	⑩
④	①
●	②
⑥	③
⑦	④
	⑤
	⑥
	●
	⑧
	⑨
	⑩
	⑪

- How much do you weigh without your shoes on?
 Directions: Write your weight in the shaded blank boxes. Fill in the matching oval below each number.

Example

Weight		
Pounds		
1	5	2
①	①	①
●	①	①
②	②	●
③	③	③
	④	④
	●	⑤
	⑥	⑥
	⑦	⑦
	⑧	⑧
	⑨	⑨

8. During the past 12 months, how would you describe your grades in school?
- A. Mostly A's
 - B. Mostly B's
 - C. Mostly C's
 - D. Mostly D's
 - E. Mostly F's
 - F. None of these grades
 - G. Not sure

The next 4 questions ask about safety.

9. **When you rode a bicycle** during the past 12 months, how often did you wear a helmet?
- A. I did not ride a bicycle during the past 12 months
 - B. Never wore a helmet
 - C. Rarely wore a helmet
 - D. Sometimes wore a helmet
 - E. Most of the time wore a helmet
 - F. Always wore a helmet
10. How often do you wear a seat belt when **riding** in a car driven by someone else?
- A. Never
 - B. Rarely
 - C. Sometimes
 - D. Most of the time
 - E. Always
11. During the past 30 days, how many times did you **ride** in a car or other vehicle **driven by someone who had been drinking alcohol**?
- A. 0 times
 - B. 1 time
 - C. 2 or 3 times
 - D. 4 or 5 times
 - E. 6 or more times

12. During the past 30 days, how many times did you **drive** a car or other vehicle **when you had been drinking alcohol**?
- A. 0 times
 - B. 1 time
 - C. 2 or 3 times
 - D. 4 or 5 times
 - E. 6 or more times

The next 10 questions ask about violence-related behaviors.

13. During the past 30 days, on how many days did you carry a **weapon** such as a gun, knife, or club?
- A. 0 days
 - B. 1 day
 - C. 2 or 3 days
 - D. 4 or 5 days
 - E. 6 or more days
14. During the past 30 days, on how many days did you carry a **gun**?
- A. 0 days
 - B. 1 day
 - C. 2 or 3 days
 - D. 4 or 5 days
 - E. 6 or more days
15. During the past 30 days, on how many days did you carry a weapon such as a gun, knife, or club **on school property**?
- A. 0 days
 - B. 1 day
 - C. 2 or 3 days
 - D. 4 or 5 days
 - E. 6 or more days

16. During the past 30 days, on how many days did you **not** go to school because you felt you would be unsafe at school or on your way to or from school?
- A. 0 days
 - B. 1 day
 - C. 2 or 3 days
 - D. 4 or 5 days
 - E. 6 or more days
17. During the past 12 months, how many times has someone threatened or injured you with a weapon such as a gun, knife, or club **on school property**?
- A. 0 times
 - B. 1 time
 - C. 2 or 3 times
 - D. 4 or 5 times
 - E. 6 or 7 times
 - F. 8 or 9 times
 - G. 10 or 11 times
 - H. 12 or more times
18. During the past 12 months, how many times were you in a physical fight?
- A. 0 times
 - B. 1 time
 - C. 2 or 3 times
 - D. 4 or 5 times
 - E. 6 or 7 times
 - F. 8 or 9 times
 - G. 10 or 11 times
 - H. 12 or more times
19. During the past 12 months, how many times were you in a physical fight in which you were injured and had to be treated by a doctor or nurse?
- A. 0 times
 - B. 1 time
 - C. 2 or 3 times
 - D. 4 or 5 times
 - E. 6 or more times

20. During the past 12 months, how many times were you in a physical fight **on school property**?
- A. 0 times
 - B. 1 time
 - C. 2 or 3 times
 - D. 4 or 5 times
 - E. 6 or 7 times
 - F. 8 or 9 times
 - G. 10 or 11 times
 - H. 12 or more times
21. During the past 12 months, did your boyfriend or girlfriend ever hit, slap, or physically hurt you on purpose?
- A. Yes
 - B. No
22. Have you ever been physically forced to have sexual intercourse when you did not want to?
- A. Yes
 - B. No

The 2 next questions ask about bullying. Bullying is when 1 or more students tease, threaten, spread rumors about, hit, shove, or hurt another student over and over again. It is not bullying when 2 students of about the same strength or power argue or fight or tease each other in a friendly way.

23. During the past 12 months, have you ever been bullied **on school property**?
- A. Yes
 - B. No
24. During the past 12 months, have you ever been **electronically** bullied? (Include being bullied through e-mail, chat rooms, instant messaging, Web sites, or texting.)
- A. Yes
 - B. No

The next 5 questions ask about sad feelings and attempted suicide. Sometimes people feel so depressed about the future that they may consider attempting suicide, that is, taking some action to end their own life.

25. During the past 12 months, did you ever feel so sad or hopeless almost every day for **two weeks or more in a row** that you stopped doing some usual activities?
- A. Yes
B. No
26. During the past 12 months, did you ever **seriously** consider attempting suicide?
- A. Yes
B. No
27. During the past 12 months, did you make a plan about how you would attempt suicide?
- A. Yes
B. No
28. During the past 12 months, how many times did you actually attempt suicide?
- A. 0 times
B. 1 time
C. 2 or 3 times
D. 4 or 5 times
E. 6 or more times
29. **If you attempted suicide** during the past 12 months, did any attempt result in an injury, poisoning, or overdose that had to be treated by a doctor or nurse?
- A. **I did not attempt suicide** during the past 12 months
B. Yes
C. No

The next 13 questions ask about tobacco use.

30. Have you ever tried cigarette smoking, even one or two puffs?
- A. Yes
B. No
31. How old were you when you smoked a whole cigarette for the first time?
- A. I have never smoked a whole cigarette
B. 8 years old or younger
C. 9 or 10 years old
D. 11 or 12 years old
E. 13 or 14 years old
F. 15 or 16 years old
G. 17 years old or older
32. During the past 30 days, on how many days did you smoke cigarettes?
- A. 0 days
B. 1 or 2 days
C. 3 to 5 days
D. 6 to 9 days
E. 10 to 19 days
F. 20 to 29 days
G. All 30 days
33. During the past 30 days, on the days you smoked, how many cigarettes did you smoke **per day**?
- A. I did not smoke cigarettes during the past 30 days
B. Less than 1 cigarette per day
C. 1 cigarette per day
D. 2 to 5 cigarettes per day
E. 6 to 10 cigarettes per day
F. 11 to 20 cigarettes per day
G. More than 20 cigarettes per day

34. During the past 30 days, how did you **usually** get your own cigarettes? (Select only **one** response.)
- A. I did not smoke cigarettes during the past 30 days
 - B. I bought them in a store such as a convenience store, supermarket, discount store, or gas station
 - C. I bought them from a vending machine
 - D. I gave someone else money to buy them for me
 - E. I borrowed (or bummed) them from someone else
 - F. A person 18 years old or older gave them to me
 - G. I took them from a store or family member
 - H. I got them some other way
35. During the past 30 days, on how many days did you smoke cigarettes **on school property**?
- A. 0 days
 - B. 1 or 2 days
 - C. 3 to 5 days
 - D. 6 to 9 days
 - E. 10 to 19 days
 - F. 20 to 29 days
 - G. All 30 days
36. Have you ever smoked cigarettes daily, that is, at least one cigarette every day for 30 days?
- A. Yes
 - B. No
37. During the past 12 months, did you ever try **to quit** smoking cigarettes?
- A. I did not smoke during the past 12 months
 - B. Yes
 - C. No
38. During the past 30 days, on how many days did you use **chewing tobacco, snuff, or dip**, such as Redman, Levi Garrett, Beechnut, Skoal, Skoal Bandits, or Copenhagen?
- A. 0 days
 - B. 1 or 2 days
 - C. 3 to 5 days
 - D. 6 to 9 days
 - E. 10 to 19 days
 - F. 20 to 29 days
 - G. All 30 days
39. During the past 30 days, on how many days did you use **chewing tobacco, snuff, or dip on school property**?
- A. 0 days
 - B. 1 or 2 days
 - C. 3 to 5 days
 - D. 6 to 9 days
 - E. 10 to 19 days
 - F. 20 to 29 days
 - G. All 30 days
40. During the past 30 days, on how many days did you smoke **cigars, cigarillos, or little cigars**?
- A. 0 days
 - B. 1 or 2 days
 - C. 3 to 5 days
 - D. 6 to 9 days
 - E. 10 to 19 days
 - F. 20 to 29 days
 - G. All 30 days
41. During the past 7 days, on how many days were you in the same room with someone who was smoking cigarettes?
- A. 0 days
 - B. 1 day
 - C. 2 days
 - D. 3 days
 - E. 4 days
 - F. 5 days
 - G. 6 days
 - H. 7 days

42. How much do you think people risk harming themselves (physically or in other ways), if they smoke one or more packs of cigarettes per day?
- A. No risk
 - B. Slight risk
 - C. Moderate risk
 - D. Great risk

The next 7 questions ask about drinking alcohol. This includes drinking beer, wine, wine coolers, and liquor such as rum, gin, vodka, or whiskey. For these questions, drinking alcohol does not include drinking a few sips of wine for religious purposes.

43. During your life, on how many days have you had at least one drink of alcohol?
- A. 0 days
 - B. 1 or 2 days
 - C. 3 to 9 days
 - D. 10 to 19 days
 - E. 20 to 39 days
 - F. 40 to 99 days
 - G. 100 or more days
44. How old were you when you had your first drink of alcohol other than a few sips?
- A. I have never had a drink of alcohol other than a few sips
 - B. 8 years old or younger
 - C. 9 or 10 years old
 - D. 11 or 12 years old
 - E. 13 or 14 years old
 - F. 15 or 16 years old
 - G. 17 years old or older

45. During the past 30 days, on how many days did you have at least one drink of alcohol?
- A. 0 days
 - B. 1 or 2 days
 - C. 3 to 5 days
 - D. 6 to 9 days
 - E. 10 to 19 days
 - F. 20 to 29 days
 - G. All 30 days
46. During the past 30 days, on how many days did you have 5 or more drinks of alcohol in a row, that is, within a couple of hours?
- A. 0 days
 - B. 1 day
 - C. 2 days
 - D. 3 to 5 days
 - E. 6 to 9 days
 - F. 10 to 19 days
 - G. 20 or more days
47. During the past 30 days, how did you **usually** get the alcohol you drank?
- A. I did not drink alcohol during the past 30 days
 - B. I bought it in a store, *restaurant, bar, or club or at a public event such as a concert or sporting event*
 - C. I gave someone else money to buy it for me
 - D. I took it from a family member
 - E. Someone under 21 gave it to me
 - F. A family member, over 21, gave it to me
 - G. Someone else, over 21 gave it to me
 - H. I got it some other way

48. During the past 30 days, on how many days did you have at least one drink of alcohol **on school property**?
- A. 0 days
 - B. 1 or 2 days
 - C. 3 to 5 days
 - D. 6 to 9 days
 - E. 10 to 19 days
 - F. 20 to 29 days
 - G. All 30 days
49. How much do you think people risk harming themselves (physically or in other ways), if they have one or two drinks of an alcoholic beverage (beer, wine, or liquor) nearly every day?
- A. No risk
 - B. Slight risk
 - C. Moderate risk
 - D. Great risk

The next 5 questions ask about marijuana use. Marijuana also is called grass or pot.

50. During your life, how many times have you used marijuana?
- A. 0 times
 - B. 1 or 2 times
 - C. 3 to 9 times
 - D. 10 to 19 times
 - E. 20 to 39 times
 - F. 40 to 99 times
 - G. 100 or more times
51. How old were you when you tried marijuana for the first time?
- A. I have never tried marijuana
 - B. 8 years old or younger
 - C. 9 or 10 years old
 - D. 11 or 12 years old
 - E. 13 or 14 years old
 - F. 15 or 16 years old
 - G. 17 years old or older

52. During the past 30 days, how many times did you use marijuana?
- A. 0 times
 - B. 1 or 2 times
 - C. 3 to 9 times
 - D. 10 to 19 times
 - E. 20 to 39 times
 - F. 40 or more times
53. During the past 30 days, how many times did you use marijuana **on school property**?
- A. 0 times
 - B. 1 or 2 times
 - C. 3 to 9 times
 - D. 10 to 19 times
 - E. 20 to 39 times
 - F. 40 or more times
54. How much do you think people risk harming themselves (physically or in other ways), if they smoke marijuana regularly?
- A. No risk
 - B. Slight risk
 - C. Moderate risk
 - D. Great risk

The next 10 questions ask about other drugs.

55. During your life, how many times have you used **any** form of cocaine, including powder, crack, or freebase?
- A. 0 times
 - B. 1 or 2 times
 - C. 3 to 9 times
 - D. 10 to 19 times
 - E. 20 to 39 times
 - F. 40 or more times

56. During the past 30 days, how many times did you use **any** form of cocaine, including powder, crack, or freebase?
- 0 times
 - 1 or 2 times
 - 3 to 9 times
 - 10 to 19 times
 - 20 to 39 times
 - 40 or more times
57. During your life, how many times have you sniffed glue, breathed the contents of aerosol spray cans, or inhaled any paints or sprays to get high?
- 0 times
 - 1 or 2 times
 - 3 to 9 times
 - 10 to 19 times
 - 20 to 39 times
 - 40 or more times
58. During your life, how many times have you used **heroin** (also called smack, junk, or China White)?
- 0 times
 - 1 or 2 times
 - 3 to 9 times
 - 10 to 19 times
 - 20 to 39 times
 - 40 or more times
59. During your life, how many times have you used **methamphetamines** (also called speed, crystal, crank, or ice)?
- 0 times
 - 1 or 2 times
 - 3 to 9 times
 - 10 to 19 times
 - 20 to 39 times
 - 40 or more times
60. During your life, how many times have you used **ecstasy** (also called MDMA)?
- 0 times
 - 1 or 2 times
 - 3 to 9 times
 - 10 to 19 times
 - 20 to 39 times
 - 40 or more times
61. During your life, how many times have you taken a **prescription drug** (such as OxyContin, Percocet, Vicodin, codeine, Adderall, Ritalin, or Xanax) without a doctor's prescription?
- 0 times
 - 1 or 2 times
 - 3 to 9 times
 - 10 to 19 times
 - 20 to 39 times
 - 40 or more times
62. During the past 30 days, how many times did you take a **prescription drug** (such as OxyContin, Percocet, Vicodin, codeine, Adderall, Ritalin, or Xanax) without a doctor's prescription?
- 0 times
 - 1 or 2 times
 - 3 to 9 times
 - 10 to 19 times
 - 20 to 39 times
 - 40 or more times
63. During your life, how many times have you used a needle to inject any **illegal** drug into your body?
- 0 times
 - 1 time
 - 2 or more times
64. During the past 12 months, has anyone offered, sold, or given you an illegal drug **on school property**?
- Yes
 - No

The next 7 questions ask about sexual behavior.

65. Have you ever had sexual intercourse?
A. Yes
B. No
66. How old were you when you had sexual intercourse for the first time?
A. I have never had sexual intercourse
B. 11 years old or younger
C. 12 years old
D. 13 years old
E. 14 years old
F. 15 years old
G. 16 years old
H. 17 years old or older
67. During your life, with how many people have you had sexual intercourse?
A. I have never had sexual intercourse
B. 1 person
C. 2 people
D. 3 people
E. 4 people
F. 5 people
G. 6 or more people
68. During the past 3 months, with how many people did you have sexual intercourse?
A. I have never had sexual intercourse
B. I have had sexual intercourse, but not during the past 3 months
C. 1 person
D. 2 people
E. 3 people
F. 4 people
G. 5 people
H. 6 or more people

69. Did you drink alcohol or use drugs before you had sexual intercourse the **last time**?
A. I have never had sexual intercourse
B. Yes
C. No
70. The **last time** you had sexual intercourse, did you or your partner use a condom?
A. I have never had sexual intercourse
B. Yes
C. No
71. The **last time** you had sexual intercourse, what **one** method did you or your partner use to **prevent pregnancy**? (Select only **one** response.)
A. I have never had sexual intercourse
B. No method was used to prevent pregnancy
C. Birth control pills
D. Condoms
E. Depo-Provera (or any injectable birth control), Nuva Ring (or any birth control ring), Implanon (or any implant), or any IUD
F. Withdrawal
G. Some other method
H. Not sure

The next 2 questions ask about body weight.

72. How do **you** describe your weight?
A. Very underweight
B. Slightly underweight
C. About the right weight
D. Slightly overweight
E. Very overweight

73. Which of the following are you trying to do about your weight?
- A. **Lose** weight
 - B. **Gain** weight
 - C. **Stay** the same weight
 - D. I am **not trying to do anything** about my weight

The next 8 questions ask about food you ate or drank during the past 7 days. Think about all the meals and snacks you had from the time you got up until you went to bed. Be sure to include food you ate at home, at school, at restaurants, or anywhere else.

74. During the past 7 days, how many times did you drink **100% fruit juices** such as orange juice, apple juice, or grape juice? (Do **not** count punch, Kool-Aid, sports drinks, or other fruit-flavored drinks.)
- A. I did not drink 100% fruit juice during the past 7 days
 - B. 1 to 3 times during the past 7 days
 - C. 4 to 6 times during the past 7 days
 - D. 1 time per day
 - E. 2 times per day
 - F. 3 times per day
 - G. 4 or more times per day
75. During the past 7 days, how many times did you eat **fruit**? (Do **not** count fruit juice.)
- A. I did not eat fruit during the past 7 days
 - B. 1 to 3 times during the past 7 days
 - C. 4 to 6 times during the past 7 days
 - D. 1 time per day
 - E. 2 times per day
 - F. 3 times per day
 - G. 4 or more times per day

76. During the past 7 days, how many times did you eat **green salad**?
- A. I did not eat green salad during the past 7 days
 - B. 1 to 3 times during the past 7 days
 - C. 4 to 6 times during the past 7 days
 - D. 1 time per day
 - E. 2 times per day
 - F. 3 times per day
 - G. 4 or more times per day
77. During the past 7 days, how many times did you eat **potatoes**? (Do **not** count french fries, fried potatoes, or potato chips.)
- A. I did not eat potatoes during the past 7 days
 - B. 1 to 3 times during the past 7 days
 - C. 4 to 6 times during the past 7 days
 - D. 1 time per day
 - E. 2 times per day
 - F. 3 times per day
 - G. 4 or more times per day
78. During the past 7 days, how many times did you eat **carrots**?
- A. I did not eat carrots during the past 7 days
 - B. 1 to 3 times during the past 7 days
 - C. 4 to 6 times during the past 7 days
 - D. 1 time per day
 - E. 2 times per day
 - F. 3 times per day
 - G. 4 or more times per day

79. During the past 7 days, how many times did you eat **other vegetables**? (Do **not** count green salad, potatoes, or carrots.)
- A. I did not eat other vegetables during the past 7 days
 - B. 1 to 3 times during the past 7 days
 - C. 4 to 6 times during the past 7 days
 - D. 1 time per day
 - E. 2 times per day
 - F. 3 times per day
 - G. 4 or more times per day
80. During the past 7 days, how many times did you drink a **can, bottle, or glass of soda or pop**, such as Coke, Pepsi, or Sprite? (Do **not** count diet soda or diet pop.)
- A. I did not drink soda or pop during the past 7 days
 - B. 1 to 3 times during the past 7 days
 - C. 4 to 6 times during the past 7 days
 - D. 1 time per day
 - E. 2 times per day
 - F. 3 times per day
 - G. 4 or more times per day

81. During the past 7 days, how many times did you drink a **can, bottle, or glass of a sugar sweetened drink**, such as sports drinks, sweetened energy drinks, Snapple, fruit punch, Kool-Aid, Tang, or Capri-Sun? (Do **not** include soda or pop, diet drinks, or 100% fruit juice.)
- A. I did not drink sugar sweetened drinks during the past 7 days
 - B. 1 to 3 times during the past 7 days
 - C. 4 to 6 times during the past 7 days
 - D. 1 time per day
 - E. 2 times per day
 - F. 3 times per day
 - G. 4 or more times per day

The next 6 questions ask about physical activity.

82. During the past 7 days, on how many days were you physically active for a total of **at least 60 minutes per day**? (Add up all the time you spent in any kind of physical activity that increased your heart rate and made you breathe hard some of the time.)
- A. 0 days
 - B. 1 day
 - C. 2 days
 - D. 3 days
 - E. 4 days
 - F. 5 days
 - G. 6 days
 - H. 7 days

83. On an average school day, how many hours do you watch TV?
- A. I do not watch TV on an average school day
 - B. Less than 1 hour per day
 - C. 1 hour per day
 - D. 2 hours per day
 - E. 3 hours per day
 - F. 4 hours per day
 - G. 5 or more hours per day
84. On an average school day, how many hours do you play video or computer games or use a computer for something that is not school work? (Include activities such as Xbox, PlayStation, Nintendo DS, iPod touch, Facebook, and the Internet.)
- A. I do not play video or computer games or use a computer for something that is not school work
 - B. Less than 1 hour per day
 - C. 1 hour per day
 - D. 2 hours per day
 - E. 3 hours per day
 - F. 4 hours per day
 - G. 5 or more hours per day
85. In an average week when you are in school, on how many days do you go to physical education (PE) classes?
- A. 0 days
 - B. 1 day
 - C. 2 days
 - D. 3 days
 - E. 4 days
 - F. 5 days

86. During an average physical education (PE) class, how many minutes do you spend actually exercising or playing sports?
- A. I do not take PE
 - B. Less than 10 minutes
 - C. 10 to 20 minutes
 - D. 21 to 30 minutes
 - E. 31 to 40 minutes
 - F. 41 to 50 minutes
 - G. 51 to 60 minutes
 - H. More than 60 minutes
87. During the past 12 months, on how many sports teams did you play? (Count any teams run by your school or community groups.)
- A. 0 teams
 - B. 1 team
 - C. 2 teams
 - D. 3 or more teams

The next 3 questions ask about other health-related topics.

88. Have you ever been taught about AIDS or HIV infection in school?
- A. Yes
 - B. No
 - C. Not sure
89. Has a doctor or nurse ever told you that you have asthma?
- A. Yes
 - B. No
 - C. Not sure
90. Do you still have asthma?
- A. I have never had asthma
 - B. Yes
 - C. No
 - D. Not sure

The next 8 questions ask about other related topics.

91. During the past 30 days, on how many days did you **not** go to school because you were sick?
- A. 0 days
 - B. 1 or 2 days
 - C. 3 to 5 days
 - D. 6 to 9 days
 - E. 10 or more days
92. During the past 30 days, on how many days did you miss classes or school without permission?
- A. 0 days
 - B. 1 or 2 days
 - C. 3 to 5 days
 - D. 6 to 9 days
 - E. 10 or more days
93. How often does one of your parents talk with you about what you are doing in school?
- A. Never
 - B. Less than once a month
 - C. About once or twice a month
 - D. About once or twice a week
 - E. About every day
94. Do you agree or disagree that your teachers really care about you and give you a lot of encouragement?
- A. Strongly agree
 - B. Agree
 - C. Not sure
 - D. Disagree
 - E. Strongly disagree
95. Besides your parents, how many adults would you feel comfortable seeking help from if you had an important question affecting your life?
- A. 0 adults
 - B. 1 adult
 - C. 2 adults
 - D. 3 adults
 - E. 4 adults
 - F. 5 or more adults
96. During an average week, how many hours do you spend helping or volunteering at school or in the community (such as helping elders or neighbors; watching young children; teaching or tutoring; peer helping; mentoring; or helping out at local programs, health clinics, faith organizations, tribal organizations, or environmental organizations)?
- A. 0 hours
 - B. 1 hour
 - C. 2 hours
 - D. 3 to 5 hours
 - E. 6 to 10 hours
 - F. 11 or more hours
97. During an average week, on how many days do you take part in organized after school, evening, or weekend activities (such as school clubs; community center groups; music, art, or dance lessons; drama; church; or cultural or other supervised activities)?
- A. 0 days
 - B. 1 day
 - C. 2 days
 - D. 3 days
 - E. 4 days
 - F. 5 days
 - G. 6 days
 - H. 7 days

98. Do you agree or disagree that you feel alone in your life?
- A. Strongly agree
 - B. Agree
 - C. Not sure
 - D. Disagree
 - E. Strongly disagree
99. Do you agree or disagree that in your community you feel like you matter to people?
- A. Strongly agree
 - B. Agree
 - C. Not sure
 - D. Disagree
 - E. Strongly disagree
100. Do you agree or disagree that your school has clear rules and consequences for behavior?
- A. Strongly agree
 - B. Agree
 - C. Not sure
 - D. Disagree
 - E. Strongly disagree

The next 6 questions are general questions about your perception of drug use.

101. How wrong do your parents feel it would be for you to smoke marijuana?
- A. Very wrong
 - B. Wrong
 - C. A little bit wrong
 - D. Not wrong at all
102. How wrong do your parents feel it would be for you to drink beer, wine, or hard liquor (for example, vodka, whiskey, or gin) regularly?
- A. Very wrong
 - B. Wrong
 - C. A little bit wrong
 - D. Not wrong at all

103. How wrong do your parents feel it would be for you to smoke cigarettes?
- A. Very wrong
 - B. Wrong
 - C. A little bit wrong
 - D. Not wrong at all
104. What are the chances you would be seen as cool if you smoked cigarettes?
- A. No or very little chance
 - B. Little chance
 - C. Some chance
 - D. Pretty good chance
 - E. Very good chance
105. What are the chances you would be seen as cool if you began drinking alcoholic beverages regularly, that is, at least once or twice a month?
- A. No or very little chance
 - B. Little chance
 - C. Some chance
 - D. Pretty good chance
 - E. Very good chance
106. What are the chances you would be seen as cool if you smoked marijuana?
- A. No or very little chance
 - B. Little chance
 - C. Some chance
 - D. Pretty good chance
 - E. Very good chance

**This is the end of the survey.
Thank you very much for your help.**